

U.S. GENERAL IMPORTS

SCHEDULE A

COMMODITY BY COUNTRY




35/May 1975

REFERENCE COPY

OK

U.S.
GENERAL
IMPORTS



Schedule A
Commodity
by Country

Bureau of the Census
Library



207 Census
Ref
HF
105
-C134x
1975
May-June
C-1

U.S. GENERAL IMPORTS




Schedule A Commodity by Country

U. S. DEPARTMENT OF COMMERCE
Rogers C. B. Morton, Secretary
James L. Pate, Assistant Secretary
for Economic Affairs

BUREAU OF THE CENSUS
Vincent P. Barabba, Director

89 2167





BUREAU OF THE CENSUS

Vincent P. Barabba, Director
Robert L. Hagan, Deputy Director
Shirley Kallek, Associate Director
for Economic Fields

FOREIGN TRADE DIVISION

Leonard R. Jackson, Chief

U.S. import statistics are compiled from information verified by Customs Import Specialists on import entries filed with Customs by importers. Under the direction of Vernon D. Acree, Commissioner of Customs, the primary responsibility for the verification of import statistical information is assigned to the field under the technical direction of the Duty Assessment Division!

SUGGESTED BRIEF CITATION

U.S. Bureau of the Census, *U.S. General Imports*
Report FT135, May 1975
U.S. Government Printing Office, Washington, D.C., 1975

For sale by the Superintendent of Documents, U.S. Government Printing Office, Washington, D.C. 20402, and U.S. Department of Commerce district offices. Price: Annual subscription \$71.85 (\$18.00 additional for foreign mailing), single issue \$6.00.

CONTENTS

	Page
Explanation of Statistics	V
Abbreviations for Units of Quantity	IX
Tables:	
1. Value of Schedule A Groupings of Commodities	1-1
2. Schedule A Commodity by Country of Origin	2-1

Explanation of Statistics

Coverage

The import statistics reflect both government and nongovernment imports of merchandise from foreign countries into the U.S. Customs territory (includes the 50 States, the District of Columbia, and Puerto Rico), without regard to whether or not a commercial transaction is involved. In general, the statistics record the physical movement of merchandise into the United States from foreign countries, with the exception of the following types of transactions which are excluded from the statistics:

1. Merchandise shipped in transit through the United States, when documented with Customs as an intransit movement.
2. Shipments between the United States and Puerto Rico, between the United States and the Virgin Islands, Guam, American Samoa, and other U.S. possessions, between any of these outlying areas, and imports into U.S. possessions from foreign countries. (Imports into Puerto Rico from foreign countries are included in the U.S. import statistics. Statistics on U.S. trade with Puerto Rico and with U.S. possessions are published separately in Report FT 800. Additional data on such trade and on trade of the Virgin Islands with foreign countries are presented in reference tabulations.)
3. U.S. merchandise returned by U.S. Armed Forces for their own use.
4. Gold in the form of ores, concentrates, waste, scrap, and refined bullion. (Information on gold movements, previously shown in Report FT 2402, appears in Report FT 990 effective January 1975. Imports of silver in the above-mentioned forms are included in the statistics.) Issued monetary coins of all component metals are excluded.
5. Some other transactions not considered to be of statistical significance, such as personal and household effects of travelers, temporary imports, low-valued nondutiable imports by mail, etc.

General Imports/Imports for Consumption

Imported merchandise is reported as "General Imports" and "Imports for Consumption." General imports (shown in this report) are a combination of entries for immediate consumption and entries into Customs bonded warehouses. With certain exceptions as indicated above, these data generally reflect total arrivals of merchandise, whether such merchandise enters consumption channels immediately or is entered into warehouses under Customs' custody to be subsequently withdrawn for consumption or withdrawn for exportation. The general import statistics, therefore, reflect merchandise entered for immediate consumption ("duty free" merchandise, merchandise on which duty is paid on arrival, and merchandise entered into Customs bonded manufacturing warehouses for processing and subsequent export of the main product) plus merchandise entered into Customs bonded storage warehouses and Customs bonded smelting and refining warehouses.

Imports for consumption (not shown in this report) are a combination of entries for immediate consumption and withdrawals from warehouses for consumption. With certain exceptions as indicated above, these data generally reflect the total of commodities entered into U.S. consumption channels. Data on imports for consumption are presented in tabulations which are available for reference purposes. (See the section on Sources of Further Information About Foreign Trade Statistics.)

Source of Information

The official U.S. import statistics are compiled by the Bureau of the Census from copies of the import entry and warehouse withdrawal forms which importers are required by law to file with Customs officials. The information as to country of origin, net quantity, value, and commodity classification is verified by Customs officials on entries filed for transactions valued over \$250, which are ordinarily subject to examination for Customs appraisal purposes. The statistical copy of the entry is corrected if it does not accurately reflect the information called for by the statistical requirements.

Monthly Carryover

It is the objective of the compiling procedures to include shipments, insofar as practicable, in the statistics for the actual month of importation. However, for purposes of the statistics the month of importation is based on the date of official acceptance by Customs of the import entry or warehouse withdrawal document. This may not in all cases correspond to the actual month of importation. (For example, under the Customs "immediate-delivery" procedures, importers may file the import entry up to 10 workdays after the actual date of importation.) Also, because of processing problems (e.g., late receipt of a document for an end-of-month shipment, rejection of a shipment by the computer because the data fail to meet certain edit criteria established to protect the accuracy of the statistics, etc.), there is an overall average carryover of about 7 percent (in terms of value) of the shipments from the reported month of importation (based on the date of the import entry or warehouse withdrawal document) to a subsequent month, usually the succeeding month. In addition, as a result of the aforementioned Customs "immediate-delivery" procedures, there is a further carryover of presently unknown magnitude from the actual month of importation to a subsequent month. These limitations should be borne in mind when making month-to-month comparisons.

Cumulations of data over at least 4-month periods are desirable to identify underlying trends. Month-to-month changes in imports, exports, and similar series often reflect primarily irregular movements, differences in monthly carryover, etc.

Import Valuation

Effective with the January 1974 statistics, the foreign trade reports present import value data reported in terms of f.a.s. (free alongside ship) and c.i.f. (cost, insurance, and freight) values, in addition to the Customs value data previously shown. Definitions of these three import valuations are as follows:

Customs Import Value

The value of imports as appraised by the U.S. Customs Service in accordance with the legal requirements of Sections 402 and 402a of the Tariff Act of 1930, as amended, is referred to as the customs value. It may be based on the foreign market value, export value, constructed value, American selling price, etc. It generally represents a value in the foreign country, and therefore excludes U.S. import duties, freight, insurance, and other charges incurred in bringing the merchandise to the United States. This valuation is primarily used for collection of import duties and frequently does not reflect the actual transaction value.

VI

FAS Import Value

The f.a.s. value represents the transaction value of imports at the foreign port of exportation. It is based on the purchase price, i.e., the actual transaction value and generally includes all charges incurred in placing the merchandise alongside the carrier at the port of exportation in the country of exportation.

CIF Import Value

The c.i.f. value represents the value of imports at the first port of entry in the United States. It is based on the purchase price and includes all freight, insurance, and other charges (excluding U.S. import duties) incurred in bringing the merchandise from the country of exportation and generally placing it alongside the carrier at the first port of entry in the United States. If the merchandise was acquired in a transaction between related parties, the purchase price used in deriving the c.i.f. value is based on an arm's-length equivalent transaction price, i.e., a price which would exist between unrelated buyers and sellers.

Commodity Information

The basic import data are initially compiled in terms of the commodity classifications in the Tariff Schedules of the United States Annotated (TSUSA), which is an official publication of the U.S. Tariff Commission embracing the legal text of the Tariff Schedules of the United States together with statistical annotations.

In this Report, FT 135, the TSUSA data are presented in terms of a rearranged commodity classification system—Schedule A, Statistical Classification of Commodities Imported Into the United States, which is based on the Standard International Trade Classification, Revised (SITC).¹ Schedule A was constructed by the Bureau of the Census (1) to provide for the summarization of data for the approximately 10,000 TSUSA classifications into about 2,400 commodity groupings that are meaningful in terms of commodities important in the U.S. import trade and (2) to provide data in terms of the SITC outline that are comparable, insofar as comparison is possible, to the foreign trade statistics compiled by other trading nations.

At the 1-, 2-, and 3-digit levels, the numbering system of Schedule A is identical with that of the SITC. The commodity coverage is not always identical, but it is believed that for most statistical purposes the coverage at the 1-, 2-, and 3-digit levels can be considered essentially comparable with that of the SITC. Reasonable comparability for statistical purposes can also be expected, in most cases, when 5-digit Schedule A numbers are identical with SITC numbers. At the 4-digit level, the retention of an SITC number in Schedule A indicates similarity of coverage, but the degree of comparability may in some cases be somewhat less at the 4-digit level for identical numbers in the two systems than at the 5-digit level. When a non-SITC number is used as the fourth digit of a Schedule A number, comparability of coverage with any given SITC classification at that level should not be expected, and there will be comparability only with combinations of SITC classifications.

Country of Origin

The country reported in the statistics as the country of origin is defined as the country where the merchandise was grown, mined, or manufactured. In instances where it is known that the country of origin cannot be determined, the transactions are credited to the country of shipment.

¹U.N. Statistical Papers, Series M, No. 34, 1961.

Countries are presented in the order of Schedule C, Classification of Country Designations for U.S. Foreign Trade Statistics. Country names that are abbreviated in this report to save space are shown in full in Schedule C, together with descriptions of the countries, adjacent provinces, territories, islands, or other areas considered to be a part of the country for statistical purposes. Schedule C is published as Annex B in Tariff Schedules of the United States Annotated. A separate edition of Schedule C is also available free upon request to the Bureau of the Census.

For individual Schedule A commodity classifications, information for each country of origin is shown only where imports of the commodity from the country averaged at least \$1,000 per month based on cumulative Customs value figures for January-to-date. The designation OTH CTY represents the total for countries from which imports of the particular commodity averaged less than \$1,000. The country designation UNIDENT is used to reflect imports from countries which could not be identified because of illegible reporting on import entries for low-valued shipments.

Estimated Data for Low-Valued Imports

The import statistics include estimated data for shipments valued under \$251 reported on both formal and informal entries (informal entries generally contain items valued not more than \$250). The estimates are based on a 1-percent sample following standard practice. (A 5-percent sample was used to estimate data for 1967, 1970, and 1973. For other periods, a 1-percent sample has been used.) The estimates for shipments valued under \$251 are shown under commodity codes 9900000, 990.0, 990, and 99 and are included in the section 9 total and the total for U.S. imports. They are excluded from the other 2-, 3-, 4-, and 7-digit commodity codes. The estimates for low-valued shipments do not reflect any imports by mail of duty-free merchandise valued under \$251, for which import entries are not required to be filed.

The statistics for commodity codes from which the low-valued shipments are excluded are undercounted to the extent that such low-valued shipments of the particular commodity are made. The total value so excluded generally amounts to less than 1 percent of the monthly import total. Although subject to considerable variability, particularly when the estimated amounts are relatively small, these estimates for low-valued imports may be of some interest as a rough guide to the general magnitude of the effect that the exclusion of the items has on the commodity data for individual countries.

The extent to which the estimates shown under commodity code 9900000 might not agree with a complete tabulation of the shipments depends upon the number of items that fall in the sample. In table 2, which contains 7-digit commodity-by-country data, the number of items in the sample is shown by country under commodity code 9900000 in the net quantity columns. The number in sample can be used in conjunction with the table, shown on the following page, to obtain an approximate estimate of the sampling variability on a 2-times-out-of-3 basis.

The following will illustrate the use of the table:

Suppose an estimated value of \$310,800 is based on 45 items in the sample. Referring to the line 40-49, one notes the values \$92,400 and \$116,800. This means that the chances are better than 2 out of 3 that a complete tabulation would have resulted in a figure between \$218,400 (\$310,800 reduced by \$92,400) and \$427,600 (\$310,800 increased by \$116,800).

Should a user desire to combine two or more figures that are estimated values or include estimated values, the variability of the combined total can be determined by merely adding the sample size for each estimated value and then referring to the line on the reliability table applicable to the combined sample size.

If the number of items indicated from the sample is—	Then the chances are better than 2 out of 3 that a complete tabulation would have resulted in a value figure between—	
	The specified estimate reduced by ¹ —	And the specified estimate increased by—
0	0	28,060
1	11,000	35,000
2	17,000	40,500
3	22,100	44,200
4	26,300	47,100
5	29,700	50,600
6	33,100	53,600
7	35,950	56,110
8	38,600	58,600
9	41,100	60,800
10	43,200	63,100
11	45,100	65,100
12	47,700	67,000
13	49,800	69,100
14	51,740	70,900
15	53,500	72,700
16	55,200	74,400
17	57,000	76,000
18	58,900	77,600
19	60,500	79,100
20	62,100	80,750
21	63,670	82,320
22	65,200	83,650
23	66,000	85,200
24	67,200	86,800
25	68,600	88,400
26	70,500	90,000
27	72,200	91,300
28	73,800	92,600
29	75,100	93,800
30-34	78,750	98,100
35-39	84,000	105,750
40-49	92,400	116,800
50-59	103,500	129,750
60-69	113,800	140,500
70-79	121,700	149,700
80-89	130,500	158,200
90-99	137,250	165,400
100-124	148,300	175,500
125-149	162,000	187,600
150-174	176,100	199,000
175-199	187,000	211,000
200-249	212,800	229,500
250-299	236,000	252,000
300-399	269,500	285,000
400-499	308,500	325,500
500-699 ²	344,000	359,000

¹The actual value of shipments cannot be less than 1/100 of the estimated amount shown in the report. Figures in this column can be ignored if use of them for a particular total would bring the lower limit below 1/100 of the estimate.

²If the number of items in the sample is greater than 699, sampling variability for the estimates of the low-valued shipments will generally be less than 9 percent.

Sources of Error in the Statistics

Monthly import figures are subject to the possibility of errors which may arise from various sources. Among these are errors in the reporting and/or processing of information as to commodity classification, net quantity, value and other statistical factors, month of inclusion (see the explanation regarding Monthly Carryover, above), and errors which may result from the sampling of shipments valued under \$251. (See the explanation regarding Estimated Data for Low-Valued Imports.) As indicated above under Source of Information, the information as to net quantity, value, commodity classification, and country of origin is verified by Customs officials on entries filed for transactions valued over \$250 which are ordinarily subject to examination for Customs appraisal purposes, thus considerably reducing the possibility of error. In addition, the procedures used to compile the statistics include clerical and computer processing checks designed to protect the accuracy of the statistics to the fullest practicable extent.

Revisions to Import Statistics

Under the revision policy now in effect, it is planned that revisions to the monthly statistics for the current year will be published in the December issue of this report and these revisions will be reflected in the cumulative data in that issue. Revisions to statistics for the previous year are published in the current year's June issue. In instances where unusual circumstances require that an error be corrected prior to the regular time for carrying revisions into the statistics, an announcement regarding the revision is made.

Sources of Further Information About Foreign Trade Statistics

Summary statistics for both exports and imports are published in Report FT 900, Export and Import Merchandise Trade, and Report FT 990, Highlights of U.S. Export and Import Trade. More detailed data are available in reference tabulations (see below). Information regarding additional sources of foreign trade data is furnished in the Guide to Foreign Trade Statistics. The Guide contains an explanation of the coverage of the statistics and provides sample illustrations of the content and general arrangement of the data presented in individual foreign trade reports and tabulations.

Supplementary information and explanations of interest to users of foreign trade statistics (such as notices of changes in types of shipments covered by current statistics, unusual shipments, problems of valuation and classification, changes in statistical procedures, etc.) are included as special announcements in current issues of the statistical publications. Reports providing additional detail compiled but not published may be obtained on a cost basis.

Copies of foreign trade reports and tabulations are available for public reference use at the reference locations listed below, at various other Department of Commerce field offices, and at some U.S. Customs Service offices. Since the distribution of foreign trade material varies among offices, inquiries regarding the availability of particular types of data should be made at individual offices or directed to the Bureau of the Census, Washington, D.C. 20233.

Some of the principal reference locations for foreign trade statistics are:

VIII

Trade Information Branch
Foreign Trade Division, Bureau of the Census
Room 2116, Federal Office Building # 3
Washington, D.C. 20233
(Located at Suitland, Md.)

U.S. Trade Reference Room
Domestic and International Business Administration
Room 5889, Commerce Building
Washington, D.C. 20230

Department of Commerce Field Office
41st Floor, Federal Office Building
26 Federal Plaza, Foley Square
New York, N.Y. 10007

Department of Commerce Field Office
11201 Federal Building
11000 Wilshire Boulevard
Los Angeles, Calif. 90024

Department of Commerce Field Office
Federal Building, Box 36013
450 Golden Gate Avenue
San Francisco, Calif. 94102

Department of Commerce Field Office
Room 432, International Trade Mart
Number 2 Canal Street
New Orleans, La. 70130

ABBREVIATIONS FOR UNITS OF QUANTITY

Abbreviation	Description	Abbreviation	Description
AOZ	Avoirdupois ounce	LFT	Linear foot
BBL	Barrel	LTN	Long ton (2,240 pounds)
BU	Bushel	M	Thousand (1,000)
C	One hundred	MBF	M (1,000) board feet
CAR	Carat	MC	Millicurie
CD	Cord	MFT	M (1,000) feet
CFT	Cubic foot	MLF	M (1,000) linear feet
CLB	Content pound	MSF	M (1,000) square feet
CTN	Content ton	NO	Number
CUR	Curie	PC (s)	Piece (s)
CWT	Hundredweight (100 pounds)	PFG	Proof gallon
DOZ	Dozen	PR	Pair
DPC	Dozen pieces	SFT	Square foot
DPR	Dozen pair	SQ	Squares
GAL	Gallon	STN	Short ton (2,000 lb.)
GLB	Gross pound	SUF	Superficial foot
GR	Gross	SYD	Square yard
GRM	Gram	TOZ	Troy ounce
LB	Pound	YD	Yard

Table 1. Value of Schedule A Groupings of Commodities

(In thousands of dollars. For information on coverage, definitions of Customs, f.a.s., and c.i.f. values, see Explanation of Statistics. Shipments valued less than \$251 are shown only under Schedule A subgroup 990.0 and excluded from all other subgroups)

Commodity code			Commodity description	Customs value		F.a.s. value		C.i.f. value	
Division	Group	Sub-group		Current month	Cumulative, January to date	Current month	Cumulative, January to date	Current month	Cumulative, January to date
			GRAND TOTAL	7 446 020	40 304 384	7 358 024	39 980 185	7 915 689	43 183 776
			SECTION 0--FOOD AND LIVE ANIMALS	610 536	3 291 806	610 988	3 293 595	662 317	3 576 318
00	001		ANIMALS--LIVE.	7 365	34 824	7 451	35 036	7 765	36 368
		001.1	CATTLE--LIVE	3 446	13 566	3 514	13 702	3 709	14 340
		001.2	SHEEP, LAMBS AND GOATS--LIVE	3	18	3	19	3	20
		001.3	SWINE--LIVE.	265	1 373	273	1 398	273	1 399
		001.5	HORSES, ASSES, MULES, AND BURROS--LIVE, N.E.S.	3 501	18 678	3 511	18 720	3 629	19 407
		001.8	ANIMALS--LIVE, CHIEFLY FOR FOOD, N.E.S.	148	1 187	149	1 195	149	1 201
01	011		MEAT AND MEAT PREPARATIONS	67 588	427 827	67 711	428 073	76 712	487 305
		011.1	MEAT--FRESH, CHILLED, OR FROZEN.	35 690	245 948	35 773	246 076	42 975	294 977
		011.2	BEEF AND VEAL, EXCEPT OFFALS--FRESH, CHILLED, OR FROZEN	30 747	224 737	30 769	224 696	37 750	272 118
		011.3	SHEEP AND GOAT MEAT, EXCEPT OFFALS--FRESH, CHILLED, OR FROZEN.	854	5 791	854	5 792	1 022	6 927
		011.5	PORK, EXCEPT OFFALS--FRESH, CHILLED, OR FROZEN.	3 679	12 975	3 737	13 142	3 737	13 143
		011.6	HORSEMEAT--FRESH OR FROZEN, NOT IN CONTAINERS WEIGHING WITH THEIR CONTENTS UNDER 10 POUNDS EACH.	16	53	16	53	16	53
		011.9	OFFALS OF ANIMALS IN SUBGROUPS 011.1-011.5--FRESH, CHILLED, OR FROZEN	102	533	104	541	114	611
		012.1	MEAT AND EDIBLE OFFALS--FRESH, CHILLED, OR FROZEN, N.E.S.	290	1 858	290	1 850	333	2 122
012	013		PORK--DRIED, SALTED, OR SMOKED	188	1 104	189	1 111	189	1 120
		013.3	MEAT IN AIRTIGHT CONTAINERS, N.E.S., AND MEAT PREPARATIONS, WHETHER OR NOT IN AIRTIGHT CONTAINERS.	31 709	180 774	31 749	180 685	33 547	191 208
		013.4	MEAT EXTRACTS AND MEAT JUICES.	94	865	94	949	96	963
		013.9	SAUSAGES	1 043	5 077	1 045	5 083	1 087	5 282
			MEAT AND MEAT PRODUCTS--PREPARED OR PRESERVED, N.E.S.	30 571	174 830	30 609	174 852	32 363	184 962
02	022		DAIRY PRODUCTS AND EGGS.	8 781	51 801	8 685	50 400	9 512	55 184
		022.1	MILK AND CREAM	14	1 341	14	1 341	16	1 627
		022.2	MILK AND CREAM--EVAPORATED OR CONDENSED.	14	109	14	109	16	120
		022.3	MILK AND CREAM--DRIED, AND WHEY--DRIED	-	126	-	126	-	134
		023.0	MILK AND CREAM--FLUID, FRESH OR SOUR, CONTAINING NOT OVER 45% BUTTERFAT; AND FLUID WHEY, YOGHURT, AND OTHER FERMENTED MILK BUTTER AND FRESH OR SOUR CREAM--CONTAINING OVER 45% BUTTERFAT	-	1 105	-	1 105	-	1 372
		024.0	CHEESE AND CURD.	25	88	25	88	29	104
		025.0	EGGS--BIRDS; AND BIRD EGG ALBUMEN AND YOLKS	8 559	48 863	8 461	47 442	9 273	51 884
				182	1 508	184	1 528	192	1 568
03	031		FISH AND FISH PREPARATIONS	93 009	478 493	93 093	478 741	99 412	512 884
		031.1	FISH, INCLUDING SHELLFISH--FRESH, OR SIMPLY PREPARED.	83 914	423 183	84 029	423 569	89 821	454 224
		031.2	FISH, EXCEPT SHELLFISH--FRESH, CHILLED, OR FROZEN.	39 246	203 655	39 309	203 444	43 600	226 226
		031.3	FISH, EXCEPT SHELLFISH--SALTED, DRIED, OR SMOKED.	2 168	13 332	2 191	13 466	2 242	13 824
		032.0	SHELLFISH, EXCEPT PREPARED OR CANNED	42 500	206 195	42 528	206 658	43 978	214 173
			FISH IN AIRTIGHT CONTAINERS, N.E.S., AND FISH PREPARATIONS, INCLUDING SHELLFISH, N.E.S.	9 094	55 310	9 064	55 171	9 591	58 660
04	041		CEREALS AND CEREAL PREPARATIONS; AND PREPARATIONS OF FLOUR, STARCH, OR MALT EXTRACT	17 643	69 848	17 679	69 914	18 800	74 517
		042	WHEAT, INCLUDING SPELT OR MESLIN--UNMILLED	40	294	40	297	40	297
		042.1	RICE--ROUGH, BROWN, MILLED, GLAZED OR POLISHED	10	283	10	283	11	310
		042.2	RICE--PADDY OR ROUGH, BROWN, HULLS REMOVED	-	2	-	2	-	3
		043	RICE--MILLED OR BROKEN, INCLUDING PATNA.	10	281	10	281	11	307
		044	BARLEY--UNMILLED	9 264	21 245	9 320	21 464	9 740	22 050
		045	CORN OR MAIZE--UNMILLED.	670	11 738	671	11 751	826	13 099
		045.1	CEREALS, N.E.S.--UNMILLED.	767	1 848	786	1 895	816	1 969
		045.2	RYE--UNMILLED.	545	633	561	665	584	688
		045.9	OATS--UNMILLED.	17	65	17	66	17	66
		048	CEREALS, N.E.S.--UNMILLED.	204	1 150	208	1 163	214	1 213
		048.1	CEREAL PREPARATIONS AND PREPARATIONS OF FLOUR, STARCH, OR MALT EXTRACT	6 890	34 437	6 849	34 220	7 365	36 790
		048.2	CEREAL BREAKFAST FOODS AND PREPARATIONS OBTAINED BY SWELLING OR ROASTING.	299	1 796	294	1 763	332	1 969
		048.3	MALT	1 148	4 981	1 174	5 113	1 211	5 186
		048.4	MACARONI, SPAGHETTI, NOODLES, VERMICELLI, AND SIMILAR PRODUCTS.	1 308	7 389	1 318	7 457	1 439	8 074
		048.6	BAKERY PRODUCTS.	3 884	19 280	3 803	18 877	4 115	20 499
		048.8	FLOUR, MEAL, AND GROATS OF CEREALS, AND OTHER CEREAL PREPARATIONS OBTAINED BY PEARLING, ETC	244	928	253	948	260	993
			MALT EXTRACT	5	60	5	60	6	66
05	051		FRUITS AND VEGETABLES.	92 208	439 564	92 916	442 413	109 417	522 149
		051.1	FRUITS--FRESH OR IN BRINE; AND NUTS--FRESH OR DRIED, EXCEPT OIL NUTS.	40 601	168 948	41 212	170 336	52 702	222 563
			ORANGES, EXCEPT MANDARIN--PACKED IN AIRTIGHT CONTAINERS.	193	1 996	193	2 017	218	2 355

Table 1. Value of Schedule A Groupings of Commodities—Continued

(In thousands of dollars. For information on coverage, definitions of Customs, f.a.s., and c.i.f. values, see Explanation of Statistics. Shipments valued less than \$251 are shown only under Schedule A subgroup 990.0 and excluded from all other subgroups)

Division	Commodity code		Commodity description	Customs value		F.a.s. value		C.i.f. value	
	Group	Sub-group		Current month	Cumulative, January to date	Current month	Cumulative, January to date	Current month	Cumulative, January to date
	051		FRUITS--FRESH OR IN BRINE; AND NUTS--FRESH OR DRIED, EXCEPT OIL NUTS--CONTINUED						
	051.2		CITRUS FRUITS, N.E.S.	291	1 332	291	1 336	335	1 482
	051.3		BANANAS AND PLANTAINS--FRESH	18 477	87 054	18 157	85 431	26 251	125 145
	051.4		APPLES--FRESH	1 430	5 636	1 456	5 757	1 467	5 994
	051.5		GRAPES--FRESH	3 099	8 952	3 099	8 954	4 895	14 319
	051.7		NUTS--EDIBLE, NOT FOR OIL	8 005	38 364	8 006	38 354	8 863	42 615
	051.9		FRUITS--FRESH, N.E.S., OR IN BRINE	9 104	25 610	10 006	28 484	10 669	30 649
	052		FRUITS--DRIED, INCLUDING ARTIFICIALLY DEHYDRATED	444	4 843	445	4 846	475	6 167
	053		FRUITS AND NUTS--PREPARED OR PRESERVED, N.E.S.	15 297	75 612	15 479	76 397	17 902	87 795
	053.2		FRUIT, FRUIT PEEL, NUTS, AND PARTS OF PLANTS--CANDIED, CRYSTALLIZED, OR GLAZED	323	933	324	932	334	968
	053.3		FRUIT JAMS, JELLIES, MARMALADES, PASTES, PULPS, PUREES, AND BUTTERS	956	5 588	979	5 638	1 099	6 291
	053.5		FRUIT AND VEGETABLE JUICES--UNFERMENTED	2 043	16 657	2 047	16 648	2 767	20 153
	053.6		FRUIT TEMPORARILY PRESERVED	193	522	203	549	225	604
	053.8		FRUITS AND NUTS--PREPARED OR PRESERVED, N.E.S.	11 779	51 911	11 925	52 626	13 475	59 756
	054		VEGETABLES--FRESH, CHILLED, FROZEN, OR IN TEMPORARY PRESERVATIVE; AND DRIED LEGUMINOUS VEGETABLES, ROOTS, AND TUBERS	21 537	110 767	21 664	112 320	22 198	116 159
	054.1		POTATOES--WHITE, FRESH	512	3 910	551	4 171	551	4 179
	054.2		VEGETABLES--LEGUMINOUS, DRIED	1 888	4 394	1 892	4 405	2 065	4 931
	054.3		VEGETABLES, N.E.S.--FRESH, CHILLED, FROZEN, OR DRIED	4 669	40 170	4 763	41 489	5 021	43 621
	054.4		TOMATOES--FRESH, CHILLED, OR FROZEN	13 798	46 340	13 809	46 463	13 821	46 556
	054.6		VEGETABLES IN TEMPORARY PRESERVATIVE	236	1 522	233	1 510	265	1 747
	054.8		VEGETABLE PRODUCTS, ROOTS AND TUBERS--FRESH OR DRIED, N.E.S.	432	14 429	413	14 280	473	15 121
	055		VEGETABLES, ROOTS AND TUBERS--PREPARED OR PRESERVED, N.E.S.	14 328	79 392	14 114	78 511	16 137	89 465
	055.3		VEGETABLES--DEHYDRATED; AND FLOUR AND FLAKES OF FRUITS AND VEGETABLES	712	4 594	713	4 566	760	4 914
	055.4		ARROWROOT, CASSAVA, AND SAGO FLOURS AND STARCHES	729	3 573	729	3 570	1 087	5 025
	055.5		VEGETABLES--PREPARED OR PRESERVED, N.E.S.	12 886	71 223	12 671	70 375	14 290	79 525
	06		SUGAR, SUGAR PREPARATIONS, AND HONEY	164 397	854 004	163 860	852 987	169 856	888 128
	061		SUGAR, SIRUPS, MOLASSES, AND HONEY	157 951	822 477	157 524	821 695	162 598	853 823
	061.3		SUGAR--CANE AND BEET, RAW OR REFINED	145 687	758 709	145 195	757 765	149 226	781 882
	061.5		MOLASSES	9 205	49 232	9 251	49 347	10 567	56 416
	061.6		HONEY--NATURAL	1 744	7 990	1 746	7 988	1 844	8 584
	061.9		SUGAR AND SIRUPS, N.E.S.	1 313	6 544	1 331	6 593	1 360	6 939
	062		SUGAR CONFECTIONERY NOT CONTAINING COCOA; AND FLAVORED OR BLENDED SUGARS, SIRUPS, AND MOLASSES	6 446	31 527	6 335	31 292	6 858	34 304
	07		COFFEE, COCOA, TEA, SPICES, AND MANUFACTURES THEREOF	151 965	891 679	151 939	891 702	162 596	951 899
	071		COFFEE	104 193	612 859	104 179	612 533	111 072	652 761
	071.1		COFFEE, COFFEE SUBSTITUTES, AND MIXTURES	98 240	577 590	98 226	577 352	104 717	616 439
	071.3		COFFEE EXTRACTS, ESSENCES, AND CONCENTRATES	5 953	35 269	5 952	35 180	6 354	36 321
	072		COCOA	31 075	190 273	31 079	190 633	32 879	201 024
	072.1		COCOA BEANS	24 647	149 678	24 576	149 510	25 942	157 326
	072.2		COCOA POWDER--UNSWEETENED; AND COCOA CAKE REDUCIBLE TO COCOA POWDER	3 724	19 477	3 715	19 471	4 060	21 271
	072.3		COCOA BUTTER AND COCOA PASTE	2 703	21 118	2 787	21 650	2 876	22 426
	073		CHOCOLATE AND OTHER FOOD PREPARATIONS CONTAINING COCOA OR CHOCOLATE, N.E.S.	1 810	11 325	1 781	11 239	1 961	12 061
	074		TEA AND MATE--CRUDE OR PREPARED	8 746	39 328	8 762	39 429	10 013	45 104
	074.1		TEA--CRUDE OR PREPARED	8 742	39 294	8 758	39 396	10 008	45 063
	074.2		MATE--CRUDE OR PREPARED	3	34	3	33	4	41
	075		SPICES	6 140	37 891	6 137	37 867	6 669	40 947
	075.1		PEPPER AND PIMENTO	3 237	21 405	3 230	21 382	3 492	23 105
	075.2		SPICES, EXCLUDING PEPPER AND PIMENTO	2 903	16 486	2 906	16 484	3 177	17 842
	08		FEEDING-STUFF FOR ANIMALS, EXCLUDING UNMILLED CEREALS	3 826	24 877	4 021	26 008	4 219	27 325
	081.1		HAY AND FODDER--GREEN OR DRY	728	4 217	760	4 332	818	4 630
	081.2		BYPRODUCTS OF CEREAL GRAINS AND LEGUMINOUS VEGETABLES	256	2 889	280	3 246	291	3 270
	081.3		OILSEED CAKE AND MEAL, N.E.S.	12	124	12	128	12	129
	081.4		MEAT MEAL, INCLUDING TANKAGE, AND FISH MEAL--UNFIT FOR HUMAN CONSUMPTION	705	6 776	740	6 924	804	7 615
	081.9		FOOD WASTES AND PREPARED ANIMAL FEEDS, N.E.S.	2 124	10 867	2 227	11 376	2 292	11 679
	09		MISCELLANEOUS FOOD PREPARATIONS	3 747	18 885	3 627	18 318	4 023	20 553
	091		MARGARINE, SHORTENING, AND OTHER PREPARED EDIBLE FATS	3	13	3	13	4	16
	099		FOOD PREPARATIONS, N.E.S.	3 744	18 872	3 623	18 305	4 018	20 537
			SECTION 1--BEVERAGES AND TOBACCO	116 762	597 658	116 941	598 311	126 808	648 627
	11		BEVERAGES	79 677	379 725	79 778	380 348	87 113	417 616
	111		BEVERAGES--NONALCOHOLIC, N.E.S.	210	949	207	948	256	1 197
	112		BEVERAGES--ALCOHOLIC	79 466	378 776	79 571	379 399	86 856	416 419
	112.1		WINE, EXCEPT PRUNE WINE AND RICE WINE	19 158	89 952	19 130	89 911	22 077	104 351
	112.2		CIDER AND FERMENTED BEVERAGES, N.E.S.	403	1 999	403	2 001	471	2 378
	112.3		ALE, BEER, PORTER, AND STOUT	6 359	36 166	6 436	36 513	7 604	43 403
	112.4		BEVERAGES--DISTILLED, ALCOHOLIC	53 544	250 656	53 600	250 973	56 702	266 284

Table 1. Value of Schedule A Groupings of Commodities—Continued

(In thousands of dollars. For information on coverage, definitions of Customs, f.a.s., and c.i.f. values, see Explanation of Statistics. Shipments valued less than \$251 are shown only under Schedule A subgroup 990.0 and excluded from all other subgroups)

Commodity code			Commodity description	Customs value		F.a.s. value		C.i.f. value				
Division	Group	Sub-group		Current month	Cumulative, January to date	Current month	Cumulative, January to date	Current month	Cumulative, January to date			
12	121	121.0	SECTION 1--BEVERAGES AND TOBACCO--CONTINUED									
			TOBACCO AND TOBACCO MANUFACTURES	37 085	217 933	37 162	217 963	39 695	231 010			
			TOBACCO--UNMANUFACTURED	33 787	202 610	33 888	202 829	36 207	214 830			
			TOBACCO MANUFACTURES	3 298	15 322	3 273	15 134	3 488	16 180			
			122.1	CIGARS AND CHEROOTS	1 183	6 151	1 183	6 151	1 231	6 439		
			122.2	CIGARETTES	417	2 097	417	2 091	454	2 285		
			122.3	CHEWING AND SMOKING TOBACCO AND SNUFF, INCLUDING SNUFF FLOUR	1 697	7 073	1 671	6 891	1 802	7 454		
				SECTION 2--CRUDE MATERIALS--INEDIBLE, EXCEPT FUELS	439 376	2 186 736	451 222	2 244 353	495 891	2 678 456		
			21	211	211.1	HIDES, SKINS, AND FURSKINS--UNDRESSED, RAW OR CURED	11 593	64 454	11 611	64 458	11 966	66 297
						HIDES AND SKINS, EXCEPT FURSKINS--UNDRESSED, RAW OR CURED	5 068	27 395	5 087	27 463	5 317	28 737
211.1	HIDES--BUFFALO, CATTLE AND EQUINE, RAW OR CURED	789				2 806	801	2 845	804	2 889		
211.2	SKINS--CALF AND KIP, WHOLE, UNDRESSED, RAW OR CURED	86				440	86	442	87	456		
211.4	SKINS--GOAT AND KID, UNDRESSED, RAW OR CURED	134				1 023	134	1 022	143	1 077		
211.6	SKINS--SHEEP AND LAMB, WHOLE, UNDRESSED, RAW OR CURED, WOOL ON, EXCEPT PERSIAN, CARACUL, ETC.	127				753	127	753	137	796		
211.7	SKINS--SHEEP AND LAMB, WITHOUT WOOL, UNDRESSED, RAW OR CURED	3 549				20 519	3 549	20 521	3 736	21 536		
211.9	HIDES AND SKINS, N.E.S.--UNDRESSED, RAW OR CURED	381				1 852	387	1 878	409	1 981		
212	212.0	FURSKINS--UNDRESSED				6 525	37 058	6 524	36 994	6 648	37 559	
22	221	221.1				OILSEEDS, OIL NUTS, AND KERNELS	3 010	17 172	3 043	17 368	3 159	18 151
			PEANUTS (GROUNDNUTS)--GREEN	9	80	9	80	10	94			
			221.2	COPRA	-	-	-	-	-	-		
			221.3	PALM-NUT KERNELS AND PALM NUTS	-	-	-	-	-	-		
			221.4	SOYBEANS	7	9	7	10	7	10		
			221.5	FLAXSEED OR LINSEED	2	70	2	71	2	71		
			221.6	COTTONSEED	-	-	-	-	-	-		
			221.7	BEANS--CASTOR	-	-	-	-	-	-		
			221.8	OIL SEEDS, OIL NUTS AND OIL KERNELS, N.E.S.	2 991	17 012	3 023	17 207	3 138	17 974		
23	231	231.1	RUBBER--CRUDE, INCLUDING SYNTHETIC AND RECLAIMED, AND SIMILAR NATURAL GUMS	25 112	164 397	24 821	160 050	27 783	183 124			
			RUBBER--NATURAL, AND SIMILAR NATURAL GUMS, EXCLUDING COMPOUNDED, SEMIPROCESSED, AND MANUFACTURES	18 836	136 066	18 903	135 552	21 357	153 846			
			231.2	RUBBER--SYNTHETIC	6 265	28 238	5 905	24 401	6 413	29 172		
			231.5	RUBBER--RECLAIMED; AND WASTE AND SCRAP RUBBER FOR REMANUFACTURE	11	92	12	96	12	106		
			24	241	WOOD, LUMBER, AND CORK	81 592	316 682	89 265	348 884	95 024	370 771	
24	241	241.1	FUEL WOOD, WOOD CHARCOAL, AND WOOD WASTE	328	1 303	343	1 395	517	1 886			
			FUEL WOOD AND WOOD WASTE	162	647	177	738	223	830			
			241.2	WOOD CHARCOAL	166	656	166	656	293	1 056		
			242	WOOD IN THE ROUGH, SPLIT, HEWN, OR ROUGHLY SIDED OR SQUARED	2 217	15 184	2 360	16 370	2 472	17 173		
			242.1	PULPWOOD	269	4 128	314	4 949	364	5 135		
			242.2	LOGS--SOFTWOOD, EXCEPT PULPWOOD	759	5 327	759	5 333	79c	5 608		
			242.3	LOGS--HARDWOOD, EXCEPT PULPWOOD	186	1 374	191	1 408	222	1 679		
			242.8	TIMBER, POLES, PILING, POSTS, AND OTHER WOOD IN THE ROUGH, SPLIT, HEWN, OR ROUGHLY SIDED OR SQUARED, N.E.S.	1 002	4 353	1 094	4 679	1 095	4 750		
			243	243.1	WOOD--SHAPED OR SIMPLY WORKED	78 241	297 643	85 748	328 560	90 858	348 314	
			243.2	RAILROAD TIES--WOOD, EXCEPT BRIDGE AND SWITCH	176	904	182	928	182	1 041		
243.3	LUMBER--SOFTWOOD, ROUGH-SAWED OR SURFACE-WORKED	74 212	270 321	81 654	300 992	86 121	315 103					
244	244.0	LUMBER--HARDWOOD, ROUGH-SAWED OR SURFACE-WORKED	3 851	26 417	3 911	26 639	4 554	32 169				
25	251	251.1	CORK--NATURAL, RAW AND WASTE	804	2 551	811	2 557	1 175	3 396			
			PULPS AND WASTE PAPER	83 738	435 174	86 437	449 340	86 806	451 493			
			PAPER--WASTE AND SCRAP; PAPERBOARD PRODUCTS FOR REMANUFACTURE; AND FLAX AND HEMP FIBERS FOR PAPER MAKING	1 304	6 359	1 417	6 951	1 601	7 979			
			251.2	WOOD PULP--MECHANICAL	1 919	11 588	1 967	11 867	1 968	11 871		
			251.4	PULP, N.E.S., INCLUDING MIXTURES AND SCREENINGS	48	1 838	50	1 855	50	1 956		
			251.6	WOOD PULP--CHEMICAL, DISSOLVING GRADES	3 531	17 684	3 708	18 559	3 708	18 738		
			251.7	WOOD PULP--SULPHATE	67 744	353 468	70 000	365 447	70 185	366 241		
			251.8	WOOD PULP--SULPHITE	9 190	44 234	9 291	44 659	9 291	44 706		
			26	261	261.1	TEXTILE FIBERS (NOT MANUFACTURED INTO YARN, THREAD OR FABRICS) AND THEIR WASTE	12 262	62 814	12 277	62 329	13 799	69 708
RAW SILK, INCLUDING COCOONS AND WASTE	487	1 668				487	1 668	504	1 742			
SILK COCOONS SUITABLE FOR REELING	-	-				-	-	-	-			
261.2	WASTE OF SILK	4				25	4	25	4	26		
261.3	RAW SILK	482				1 643	482	1 643	500	1 715		
262	262.1	WOOL AND OTHER ANIMAL HAIR				3 422	21 540	3 420	21 529	3 817	23 616	
262.1	WOOL--IN GREASE OR WASHED	1 486				9 952	1 488	9 957	1 706	11 047		
262.2	WOOL--SCOURED OR CARBONIZED	556				3 591	556	3 591	628	4 039		
262.3	FINE ANIMAL HAIR, EXCEPT WOOL	28	697	28	696	29	733					

Table 1. Value of Schedule A Groupings of Commodities—Continued

(In thousands of dollars. For information on coverage, definitions of Customs, f.a.s., and c.i.f. values, see Explanation of Statistics. Shipments valued less than \$251 are shown only under Schedule A subgroup 990.0 and excluded from all other subgroups)

Division	Commodity code		Commodity description	Customs value		F.a.s. value		C.i.f. value	
	Group	Sub-group		Current month	Cumulative, January to date	Current month	Cumulative, January to date	Current month	Cumulative, January to date
	262		WOOL AND OTHER ANIMAL HAIR--CONTINUED						
		262,5	HORSEHAIR AND OTHER COARSE HAIR.	337	1 772	337	1 772	362	1 854
		262,6	WOOL SHODDY.	28	107	28	107	29	112
		262,7	WOOL OR OTHER ANIMAL HAIR, CARDED OR COMBED, EXCEPT TOPS	23	52	23	52	24	55
		262,8	WOOL TOPS.	15	115	15	115	16	123
		262,9	WASTE, WOOL AND ANIMAL HAIR, N.E.S..	946	5 251	941	5 237	1 018	5 649
	263		COTTON	1 531	6 116	1 536	6 131	1 576	6 353
		263,1	RAW COTTON, OTHER THAN LINTERS	1 200	4 791	1 200	4 791	1 204	4 909
		263,2	COTTON LINTERS	237	957	240	970	242	974
		263,5	COTTON WASTE	94	367	94	370	129	469
	264		JUTE--RAW, WASTE, AND PROCESSED.	1 111	3 343	1 111	3 350	1 431	4 580
	265		VEGETABLE FIBERS AND THEIR WASTE, EXCEPT COTTON AND JUTE.	2 534	13 620	2 534	13 121	2 894	15 044
		265,1	FLAX--RAW, WASTE, AND PROCESSED.	229	439	229	439	237	466
		265,2	TRUE HEMP--RAW, WASTE, ADVANCED WASTE, AND PROCESSED BUT NOT SPUN.	-	-	-	-	-	-
		265,3	RAMIE--RAW, WASTE, ADVANCED WASTE, AND PROCESSED BUT NOT SPUN.	-	-	-	-	-	-
		265,4	SISAL, HENEQUEN, AND OTHER AGAVE FAMILY FIBERS AND THEIR WASTE.	314	3 136	314	2 636	363	2 964
		265,5	ABACA--RAW, WASTE ADVANCED WASTE AND PROCESSED BUT NOT SPUN.	1 950	9 297	1 950	9 297	2 240	10 644
		265,8	FIBERS--VEGETABLE TEXTILE, N.E.S., AND WASTE OF SUCH FIBERS.	39	745	39	745	53	967
	266		MANMADE FIBERS AND THEIR WASTE, EXCEPT GLASS	2 855	15 138	2 865	15 126	3 173	16 683
		266,1	MANMADE FIBERS--NONCONTINUOUS, CARDED OR COMBED.	49	488	49	486	53	540
		266,2	MANMADE FIBERS, N.E.S.--NOT CARDED OR COMBED.	1 098	8 785	1 097	8 745	1 212	9 595
		266,3	CELLULOSIC FIBERS--NONCONTINUOUS, NOT CARDED OR COMBED.	1 485	4 394	1 493	4 405	1 646	4 803
		266,4	MANMADE FIBER WASTE.	221	1 470	223	1 487	261	1 743
	267		WASTE MATERIALS FROM TEXTILE FABRICS, INCLUDING RAGS.	320	1 385	322	1 399	402	1 686
	27		CRUDE FERTILIZERS AND CRUDE MINERALS, EXCLUDING COAL, PETROLEUM, AND PRECIOUS STONE	37 058	196 986	38 759	205 756	44 019	234 535
		271	FERTILIZERS--CRUDE	3 984	18 844	3 992	18 854	4 313	20 780
		271,2	SODIUM NITRATE	3 040	14 620	3 048	14 628	3 225	15 935
		271,3	PHOSPHATES--CRUDE, AND APATITE	204	602	204	604	275	768
		271,4	POTASSIUM NITRATE--CRUDE	739	3 621	739	3 621	812	4 076
		273	STONE, SAND, AND GRAVEL	1 965	9 353	2 038	9 495	3 583	17 454
		273,1	BUILDING AND MONUMENTAL (DIMENSION) STONE--NOT FURTHER WORKED THAN ROUGHLY SPLIT, ROUGHLY SQUARED OR SQUARED BY SAWING.	184	1 103	200	1 156	232	1 536
		273,2	GYPSUM PLASTERS; AND CRUDE LIMESTONE--NOT SUITABLE FOR USE AS MONUMENTAL, PAVING OR BUILDING STONE.	1 302	6 059	1 297	6 055	2 424	11 992
		273,3	SAND, EXCEPT METAL-BEARING SAND.	29	276	29	277	46	577
		273,4	GRAVEL AND CRUSHED OR BROKEN STONE	449	1 913	511	2 006	880	3 348
		274	SULFUR AND UNROASTED IRON PYRITES.	5 280	33 073	6 005	36 941	6 487	40 049
		274,2	IRON SULFIDE OR PYRITES.	2	50	4	78	4	78
		274,3	SULFUR, INCLUDING SUBLIMED AND PRECIPITATED.	5 277	33 022	6 001	36 863	6 483	39 971
		275	NATURAL ABRASIVES, INCLUDING INDUSTRIAL DIAMONDS.	5 070	23 523	5 071	23 519	5 109	23 936
		275,1	DIAMONDS--INDUSTRIAL	3 762	18 280	3 762	18 273	3 779	18 349
		275,2	NATURAL ABRASIVES, N.E.S., INCLUDING DIAMOND DUST AND POWDER	1 307	5 243	1 309	5 246	1 329	5 586
		276	CRUDE MINERALS, N.E.S..	20 758	112 191	21 651	116 945	24 525	132 315
		276,2	CLAY AND OTHER REFRACTORY MINERALS, N.E.S..	1 641	13 157	1 677	13 322	1 927	15 600
		276,3	SODIUM CHLORIDE (SALT)	1 200	6 700	1 207	6 899	2 038	11 667
		276,4	ASBESTOS--CRUDE.	8 229	48 629	8 640	50 729	8 871	52 481
		276,5	MICA, FLOURSPAR, NEPHELINE SYENITE, CRYOLITE, AND NATURAL MINERAL FLUXES, N.E.S..	7 802	35 164	8 205	37 282	8 775	39 757
		276,6	FERROUS SCALE.	-	-	-	-	-	-
		276,9	MINERALS, N.E.S.--CRUDE.	1 884	8 540	1 919	8 711	2 912	12 808
	28		METALLIFEROUS ORES AND METAL SCRAP	159 150	780 506	160 075	790 405	185 309	921 278
		281	IRON ORES AND CONCENTRATES, INCLUDING ROASTED IRON PYRITES.	75 253	316 550	76 043	318 713	94 504	403 088
		282	IRON AND STEEL SCRAP	2 035	10 445	2 125	10 831	2 153	11 042
		283	ORES AND CONCENTRATES OF NONFERROUS BASE METALS.	58 639	328 254	58 617	334 447	64 729	379 775
		283,1	COPPER ORES AND CONCENTRATES	2 756	23 911	2 777	23 976	2 829	25 173
		283,2	NICKEL ORES AND CONCENTRATES	4 364	40 011	4 261	39 684	4 372	40 309
		283,3	BAUXITE, INCLUDING CALCINED.	15 826	102 335	15 962	106 334	18 250	129 191
		283,4	LEAD ORES AND CONCENTRATES	879	12 017	932	12 704	1 043	13 480
		283,5	ZINC ORES AND CONCENTRATES	5 130	24 143	5 182	24 457	5 258	25 841
		283,6	TIN ORES AND CONCENTRATES.	3 885	19 541	3 885	19 541	3 938	19 838
		283,7	MANGANESE ORES AND CONCENTRATES CONTAINING OVER 10% MANGANESE.	10 941	31 522	10 941	31 527	12 763	36 073
		283,9	ORES AND CONCENTRATES OF NONFERROUS BASE METALS, N.E.S..	14 855	74 770	14 673	76 222	16 273	89 866
		284	NONFERROUS METAL SCRAP	14 344	72 416	14 409	72 756	14 970	72 949
		284,0	NONFERROUS METAL SCRAP, EXCLUDING METALLURGICAL RESIDUES.	4 127	19 780	4 141	19 884	4 197	20 363
		284,1	ASH AND RESIDUES BEARING NONFERROUS METALS, N.E.S..	10 217	52 636	10 267	52 871	10 773	52 586

Table 1. Value of Schedule A Groupings of Commodities—Continued

(In thousands of dollars. For information on coverage, definitions of Customs, f.a.s., and c.i.f. values, see Explanation of Statistics. Shipments valued less than \$251 are shown only under Schedule A subgroup 990.0 and excluded from all other subgroups)

Division	Commodity code		Commodity description	Customs value		F.a.s. value		C.i.f. value	
	Group	Sub-group		Current month	Cumulative, January to date	Current month	Cumulative, January to date	Current month	Cumulative, January to date
28	285	285.0	METALLIFEROUS ORES AND METAL SCRAP--CONTINUED PLATINUM AND PLATINUM GROUP METAL ORES, CONCENTRATES, WASTE, AND SWEEPINGS.	8 877	52 749	8 878	53 566	8 950	54 302
	286	286.0	SILVER, PLATINUM AND PLATINUM GROUP METAL ORES, CONCENTRATES, WASTE AND SWEEPINGS THORIUM ORES AND CONCENTRATES.	8 877 -	52 749 89	8 878 -	53 566 89	8 950 -	54 302 119
29	291		ANIMAL AND VEGETABLE MATERIALS, N.E.S.--CRUDE. ANIMAL MATERIALS, N.E.S.--CRUDE.	25 857 9 979	148 547 47 442	24 931 9 721	145 759 46 446	28 023 10 583	363 094 50 287
	291.1		BONES, IVORY, HORNS, CORAL, NATURAL SHELLS AND SIMILAR PRODUCTS, INCLUDING THEIR WASTES.	2 515	15 358	2 365	14 606	2 832	16 979
	291.9		MATERIALS OF ANIMAL ORIGIN, N.E.S.	7 464	32 084	7 356	31 839	7 750	33 308
	292		VEGETABLE MATERIALS, N.E.S.--CRUDE.	15 877	101 104	15 210	99 313	17 440	312 807
	292.1		PLANTS USED IN DYEING AND TANNING.	243	3 103	246	3 111	301	3 618
	292.2		GUMS, RESINS, BALSAMS, AND LACS--NATURAL	3 142	19 804	3 142	19 777	3 573	222 119
	292.3		VEGETABLE MATERIALS USED FOR PLAITING.	467	3 038	482	3 119	568	3 763
	292.4		SPICES, N.E.S., FOR PERFUMERY, PHARMACEUTI- CAL, AND FUNGICIDAL PURPOSES.	2 282	13 390	2 284	13 389	2 530	15 648
	292.5		SEEDS, FRUIT, AND SPORES FOR PLANTING, EXCEPT OILSEEDS, N.E.S.	1 484	14 132	1 489	14 293	1 618	15 099
	292.6		NURSERY STOCK AND BULBS, CORMS, PIPS, TUBERS, RHIZOMES, AND ROOTS, EXCEPT VEGETABLE.	1 558	10 278	1 512	10 091	1 664	11 170
	292.7		FLOWERS, BUDS AND FOLIAGE--CUT; AND BRANCHES FOR ORNAMENTAL PURPOSES.	2 805	11 266	2 198	8 993	3 056	12 658
	292.9		CRUDE VEGETABLE MATERIALS, N.E.S.	3 893	26 090	3 854	26 537	4 125	28 728
			<u>SECTION 3--MINERAL FUELS, LUBRICANTS, AND RELATED MATERIALS</u>	1 933 266	11 174 594	1 937 494	11 205 825	2 069 403	11 951 913
32	321		COAL, COKE, AND BRIQUETS	16 622	151 085	16 967	152 735	19 218	171 020
	321.4		COAL--BITUMINOUS	2 064	14 645	2 065	14 683	2 977	18 686
	321.7		PEAT MOSS AND PEAT MOSS FERTILIZER	2 804	12 958	3 056	14 007	3 111	14 415
	321.8		COKE OF COAL, SUITABLE FOR USE AS FUEL	11 649	121 557	11 708	121 905	12 981	134 407
	321.9		COAL, COKE, OR OTHER CARBONACEOUS MATERIAL FUEL COMPOSITIONS AND COAL, N.E.S., INCLUDING LIGNITE	103	1 923	137	2 139	148	3 511
33	331	331.0	PETROLEUM AND PETROLEUM PRODUCTS PETROLEUM--CRUDE AND PARTLY REFINED FOR FURTHER REFINING.	1 824 818 1 471 815	10 481 987 7 949 069	1 828 031 1 474 507	10 503 703 7 967 854	1 957 388 1 583 979	11 225 745 8 541 525
	332		PETROLEUM PRODUCTS	353 002	2 532 917	353 523	2 535 848	373 409	2 684 219
	332.1		GASOLINE AND MOTOR FUELS, N.E.S.	12 758	78 850	12 759	78 821	13 210	82 765
	332.2		JET FUEL AND KEROSENE.	30 275	220 358	30 293	220 540	33 062	237 716
	332.3		DISTILLATE FUEL OILS	17 741	313 137	17 744	313 427	18 526	332 563
	332.4		RESIDUAL FUEL OILS	270 628	1 821 002	270 636	1 821 479	285 512	1 925 535
	332.5		LUBRICATING OILS AND GREASES	194	1 310	194	1 500	213	1 580
	332.6		MINERAL WAXES.	286	4 188	289	4 132	327	4 527
	332.9		PITCH, ASPHALT AND OTHER BYPRODUCTS OF COAL, LIGNITE, PETROLEUM, AND SHALE OIL, N.E.S., EXCEPT CHEMICALS.	21 118	94 070	21 605	95 946	22 558	99 530
34	341	341.0	GAS--NATURAL AND MANUFACTURED.	91 825	541 521	92 495	549 387	92 795	555 147
			<u>SECTION 4--OILS AND FATS--ANIMAL AND VEGETABLE</u>	51 857	240 794	51 880	240 852	54 556	251 998
41	411		ANIMAL OILS AND FATS, N.E.S.	1 168	4 501	1 179	4 531	1 251	4 861
	411.1		FISH AND MARINE MAMMAL OIL	260	922	265	928	276	999
	411.3		ANIMAL FATS, OILS AND GREASES, N.E.S.	908	3 579	914	3 602	974	3 861
42	421		VEGETABLE OILS, AND FATS--FIXED, EXCEPT HYDROGENATED.	49 775	230 859	49 788	230 880	52 338	241 316
	421.2		VEGETABLE OILS--FIXED, SOFT, EXCEPT HYDROGENATED.	3 153	19 743	3 153	19 739	3 363	20 962
	421.3		SOYBEAN OIL	-	1 688	-	1 688	-	1 865
	421.4		COTTONSEED OIL	-	2 756	-	2 756	-	2 827
	421.5		PEANUT OIL	-	7	-	7	-	8
	421.6		OLIVE OIL	2 748	13 273	2 748	13 266	2 916	14 090
	421.7		SUNFLOWER OIL	-	8	-	8	-	8
	422		RAPESEED OIL	404	2 008	404	2 011	446	2 161
	422.1		VEGETABLE OILS--FIXED, N.E.S.	46 621	211 115	46 634	211 140	48 974	220 353
	422.2		LINSEED OR FLAXSEED OIL.	1	37	1	38	1	38
	422.3		PALM OIL	15 971	74 563	15 971	74 578	16 915	78 255
	422.4		COCONUT OIL.	26 065	105 407	26 078	105 415	27 175	109 159
	422.5		PALM KERNEL OIL.	2 591	18 404	2 591	18 398	2 723	19 220
	422.9		CASTOR OIL	1 281	7 375	1 281	7 375	1 384	7 878
			VEGETABLE OILS--FIXED, N.E.S.	711	5 327	711	5 333	773	5 800
43	431		FATTY ACIDS, WAXES, AND SPECIALLY TREATED FATS AND OILS, EXCLUDING PETROLEUM PRODUCTS.	913	5 433	913	5 440	967	5 821
	431.2		FATS AND OILS--HYDROGENATED.	60	654	60	654	64	718
	431.4		WAXES OF ANIMAL OR VEGETABLE ORIGIN, EXCLUDING FATTY ACIDS	841	4 510	841	4 515	890	4 793
	431.5		FATTY ACIDS, OILS, AND FATS--PROCESSED, OF ANIMAL OR VEGETABLE ORIGIN.	11	269	11	269	11	309
			<u>SECTION 5--CHEMICALS</u>	289 113	1 718 945	285 559	1 721 711	302 116	1 831 220
51	512	512.0	CHEMICAL ELEMENTS AND COMPOUNDS. ORGANIC CHEMICALS.	171 100 80 352	969 140 498 268	165 425 75 699	950 597 479 573	177 042 81 723	1 023 707 517 842

Table 1. Value of Schedule A Groupings of Commodities—Continued

(In thousands of dollars. For information on coverage, definitions of Customs, f.a.s., and c.i.f. values, see Explanation of Statistics. Shipments valued less than \$251 are shown only under Schedule A subgroup 990.0 and excluded from all other subgroups)

Commodity code			Commodity description	Customs value		F.a.s. value		C.i.f. value	
Division	Group	Sub-group		Current month	Cumulative, January to date	Current month	Cumulative, January to date	Current month	Cumulative, January to date
51	513		CHEMICAL ELEMENTS AND COMPOUNDS--CONTINUED						
			INORGANIC CHEMICAL ELEMENTS: OXIDES, INCLUDING						
			HYDROXIDES AND PEROXIDES: AND HALOGEN SALTS . . .	62 093	320 440	60 838	319 058	65 679	347 920
	513.2		CHEMICAL ELEMENTS, N.E.S.	4 915	25 026	4 765	24 709	5 091	25 822
	513.3		INORGANIC ACIDS AND OXYGEN COMPOUNDS OF NON-						
			METALS OR METALLOIDS.	2 285	13 214	2 421	13 728	2 498	14 733
	513.5		OXIDES--METALLIC, PIGMENT GRADE.	1 712	11 323	1 714	11 332	1 804	12 171
	513.6		AMMONIA, SODIUM HYDROXIDE, POTASSIUM						
			HYDROXIDE, ETC.	48 705	249 887	47 441	248 372	51 641	273 181
	513.7		INORGANIC BASES, METALLIC OXIDES, NSPF	4 474	20 987	4 495	20 914	4 644	22 011
	514	514.0	INORGANIC CHEMICALS, EXCEPT ELEMENTS, OXIDES,						
			HYDROXIDES, PEROXIDES, AND HALOGEN SALTS.	7 591	56 101	7 829	57 645	8 335	62 349
	515	515.0	RADIOACTIVE AND STABLE ISOTOPES, THEIR COM-						
			POUNDS AND MIXTURES AND RADIOACTIVE ELEMENTS,						
			EXCEPT URANIUM AND THORIUM ORES AND CONCEN-						
			TRATES.	21 062	94 329	21 057	94 321	21 303	95 594
52	521		MINERAL TAR, TAR OILS, AND CRUDE CHEMICALS FROM						
			COAL, PETROLEUM AND NATURAL GAS	107	5 581	109	5 606	111	6 089
	521.1		MINERAL TAR.	6	144	7	165	7	165
	521.5		COAL TAR DISTILLATE PRODUCTS, N.E.S.	100	5 437	101	5 440	104	5 924
53			DYEING, TANNING, AND COLORING MATERIALS--NATURAL						
			AND SYNTHETIC	5 520	42 256	5 158	37 410	5 540	39 424
	531	531.0	SYNTHETIC ORGANIC DYE STUFFS, NATURAL INDIGO,						
			COLOR LAKES AND TONERS.	2 541	29 196	2 175	24 365	2 288	25 237
	532		DYEING AND TANNING EXTRACTS, INCLUDING SYN-						
			THETIC, AND ARTIFICIAL BATES.	729	2 620	732	2 628	860	3 123
	532.2		DYEING AND TANNING MATERIALS, N.E.S., IN-						
			CLUDING BENZENOID SYNTHETICS, TANNIC ACID,						
			AND DERIVATIVES	82	627	81	623	85	658
	532.4		TANNING EXTRACTS OF VEGETABLE ORIGIN	647	1 992	651	2 005	794	2 465
	533		PIGMENTS, PAINTS, VARNISHES, AND RELATED						
			MATERIALS	2 248	10 439	2 249	10 416	2 371	11 063
	533.1		PIGMENTS AND PIGMENT-LIKE MATERIALS, N.S.P.F..	613	2 491	613	2 489	646	2 687
	533.2		PRINTING INK AND INK POWDERS DERIVED FROM						
			BENZENOID PRODUCTS.	451	2 767	451	2 753	472	2 883
	533.3		PREPARED PAINTS, ENAMELS, LACQUERS, VAR-						
			NISHES, ARTISTS' COLORS, AND MASTICS.	1 184	5 180	1 184	5 173	1 252	5 493
54	541		MEDICINAL AND PHARMACEUTICAL PRODUCTS.	19 749	107 059	19 426	105 563	19 676	108 834
			VITAMINS AND PROVITAMINS--BULK	2 697	19 996	2 530	19 459	2 609	20 272
	541.3		ANTIBIOTICS--BULK.	3 114	23 177	3 074	23 064	3 129	24 397
	541.4		VEGETABLE ALKALOIDS, THEIR SALTS AND OTHER						
			DERIVATIVES--BULK	6 113	27 871	6 108	27 792	6 161	28 120
	541.5		HORMONES--BULK	3 051	13 438	2 944	13 233	2 961	13 406
	541.6		GLYCOSIDES, GLYCOSIDE DERIVATIVES AND ORGANO-						
			THERAPEUTIC GLANDS AND OTHER ORGAN						
			EXTRACTS--BULK.	653	4 360	656	4 355	682	4 526
	541.7		MEDICINAL AND PHARMACEUTICAL PREPARATIONS--						
			DOSEAGE	2 753	10 958	2 750	10 426	2 746	10 709
	541.8		DRUGS, N.E.S.	1 242	6 265	1 238	6 238	1 260	6 384
	541.9		PHARMACEUTICAL GOODS	123	991	123	992	125	1 017
55			ESSENTIAL OILS AND PERFUME MATERIALS; TOILET,						
			POLISHING, AND CLEANSING PREPARATIONS	11 451	59 675	11 132	58 488	11 750	61 677
	551		ESSENTIAL OILS, PERFUME, AND FLAVOR MATERIALS. .	5 685	31 438	5 680	31 297	5 862	32 271
			ESSENTIAL OILS AND RESINOIDS	3 099	18 104	3 082	18 071	3 187	18 644
	551.1		SYNTHETIC PERFUME AND FLAVOR MATERIALS AND						
			CONCENTRATES, AND ENFLEURAGE GREASES AND						
			MIXTURES OF ALCOHOL AND ESSENTIAL OILS.	2 586	13 334	2 598	13 225	2 675	13 627
	553	553.0	PERFUMERY AND COSMETICS, DENTIFRICES, AND OTHER						
			TOILET PREPARATIONS, EXCEPT SOAPS	3 086	14 797	2 829	14 073	3 076	15 109
	554		SOAPS, CLEANSING, POLISHING, AND FINISHING						
			PREPARATIONS.	2 679	13 439	2 622	13 117	2 811	14 297
			SOAPS.	169	1 248	168	1 241	183	1 353
	554.1		SURFACE ACTIVE AGENTS, DETERGENTS AND WASHING						
			PREPARATIONS, N.E.S.	2 188	10 931	2 184	10 861	2 316	11 780
	554.2		BLACKINGS, POWDERS, LIQUIDS, AND CREAMS FOR						
			POLISHING AND CLEANING, IN CONTAINERS HOLD-						
			ING NOT OVER 10 POUNDS EACH	321	1 259	269	1 014	310	1 163
	554.3								
56	561		FERTILIZERS, MANUFACTURED, AND FERTILIZER						
			MATERIALS, N.E.S.	41 278	304 808	45 527	336 884	46 537	347 776
	561.2		PHOSPHATIC FERTILIZERS AND FERTILIZER						
			MATERIALS, N.S.P.F.	3 291	18 361	3 414	18 832	3 451	19 280
	561.3		POTASSIC FERTILIZERS AND FERTILIZER MATERIALS,						
			N.S.P.F.	15 538	120 212	19 150	148 558	19 223	150 054
	561.4		NITROGENOUS FERTILIZERS AND FERTILIZER						
			MATERIALS, N.S.P.F.	15 262	111 374	15 536	113 254	16 341	120 306
	561.9		OTHER FERTILIZERS AND FERTILIZER MATERIALS,						
			N.E.S.	7 186	54 860	7 425	56 238	7 520	58 135
57	571		EXPLOSIVES AND PYROTECHNIC PRODUCTS (INCLUDING						
			SMALL ARMS AMMUNITION).	2 272	11 501	2 306	11 641	2 523	12 541
	571.1		PROPELLENT POWDERS, DYNAMITE AND EXPLOSIVE						
			SUBSTANCES, N.S.P.F.	399	3 249	434	3 406	460	3 538
	571.2		CAPS AND FUSES--BLASTING, INCLUDING PER-						
			CUSSION CAPS AND MINING AND SIMILAR FUSES	243	1 363	244	1 366	248	1 392
	571.3		PYROTECHNICAL ARTICLES	1 020	4 267	1 019	4 266	1 197	4 940

Table 1. Value of Schedule A Groupings of Commodities—Continued

(In thousands of dollars. For information on coverage, definitions of Customs, f.a.s., and c.i.f. values, see Explanation of Statistics. Shipments valued less than \$251 are shown only under Schedule A subgroup 990.0 and excluded from all other subgroups)

Commodity code			Commodity description	Customs value		F.a.s. value		C.i.f. value	
Division	Group	Sub-group		Current month	Cumulative, January to date	Current month	Cumulative, January to date	Current month	Cumulative, January to date
57	571		EXPLOSIVES AND PYROTECHNIC PRODUCTS (INCLUDING SMALL ARMS AMMUNITION)--CONTINUED						
		571.4	CARTRIDGES AND SHELLS--SMALL ARMS, INCLUDING GUN WADS.	607	2 621	607	2 601	617	2 669
58	581		SYNTHETIC RESINS, REGENERATED CELLULOSE AND PLASTIC MATERIALS	15 701	106 743	15 299	105 519	16 625	114 981
		581.3	VULCANIZED FIBER AND CELLULOSIC PLASTIC MATERIALS	1 913	8 141	1 921	8 149	1 986	8 474
		581.4	PLASTIC MATERIALS AND SHAPES, N.E.S.	13 535	97 536	13 123	96 262	14 382	105 360
		581.9	RESINS AND ARTIFICIAL MIXTURES OF PLASTIC MATERIALS, N.S.P.F.	252	1 065	254	1 107	257	1 147
59	599		CHEMICAL PRODUCTS AND MATERIALS, N.E.S.	21 931	112 177	21 175	109 999	22 307	116 186
		599.2	INSECTICIDES, FUNGICIDES, DISINFECTANTS, AND SIMILAR PRODUCTS--CYCLIC INCLUDING SHEEPDIP	9 877	43 193	9 114	41 210	9 478	42 594
		599.5	CASEIN, ALBUMIN, GELATIN, DEXTRIN, AND OTHER ALBUMINOIDAL SUBSTANCES AND THEIR DERIVATIVES; STARCHES, GLUTEN AND GLUTEN FLOUR, AND GLUES AND ADHESIVES	5 480	36 164	5 497	36 164	5 847	38 375
		599.6	WOOD AND RESIN-BASED CHEMICAL PRODUCTS, N.E.S.	295	5 031	293	5 024	314	5 593
		599.7	ANIMAL BLACK; AND GLAZINGS, DRESSINGS, AND MORDANTS PREPARED FOR TEXTILES.	968	4 518	951	4 468	1 048	4 967
		599.8	CHEMICAL PRODUCTS AND PREPARATIONS, N.E.S.	5 309	23 269	5 318	23 131	5 619	24 654
			<u>SECTION 6--MANUFACTURED GOODS CLASSIFIED CHIEFLY BY MATERIAL</u>	1 160 461	6 786 145	1 144 735	6 710 457	1 234 234	7 246 620
61			LEATHER, LEATHER MANUFACTURES, N.E.S., AND DRESSED FURSKINS.	8 616	47 595	8 636	47 465	9 147	50 123
	611		LEATHER.	5 200	30 508	5 209	30 430	5 548	32 103
		611.2	LEATHERBOARD	77	527	77	528	81	564
		611.3	LEATHER--CALF AND KIP.	818	4 874	816	4 871	853	5 058
		611.4	LEATHER--BOVINE, N.E.S.	1 714	9 827	1 722	9 785	1 827	10 297
		611.9	LEATHER, N.E.S.	2 589	15 278	2 592	15 244	2 785	16 182
	612		LEATHER MANUFACTURES, N.E.S., EXCLUDING MANUFACTURES OF ARTIFICIAL AND RECONSTITUTED LEATHER	2 436	13 681	2 448	13 640	2 576	14 452
		612.1	BELTING LEATHER IN FINISHED OR SEMIFINISHED FORM OR SHAPE FOR CONVERSION TO BELTING	53	289	53	289	55	301
		612.2	SADDLERY AND OTHER HARNESS MAKERS' GOODS OF ALL MATERIALS	943	5 144	947	5 158	995	5 421
		612.3	LEATHER--CUT OR SHAPED, FOR FOOTWEAR	783	4 730	784	4 662	815	4 912
		612.9	MANUFACTURES OF LEATHER, N.E.S.	655	3 516	662	3 529	709	3 815
		613.0	FURSKINS--DRESSED, INCLUDING DYED.	980	3 405	978	3 394	1 023	3 568
62	629		RUBBER MANUFACTURES--FINISHED, N.E.S., EXCLUDING HYGIENIC AND PHARMACEUTICAL PRODUCTS.	56 313	273 029	47 508	236 278	54 384	268 287
		629.1	RUBBER TIRES AND TUBES FOR VEHICLES AND AIRCRAFT	52 706	261 367	44 014	224 820	50 563	255 951
		629.4	BELTS AND BELTING--RUBBER, TRANSMISSION, CONVEYOR, OR ELEVATOR.	3 607	11 662	3 493	11 458	3 820	12 335
63	631		WOOD AND CORK MANUFACTURES, N.E.S.	51 062	209 589	51 135	209 887	58 106	240 806
			WOOD VENEERS, PLYWOOD BOARDS, IMPROVED OR RECONSTITUTED WOOD, AND OTHER WOOD, WORKED, N.E.S.	34 967	133 144	34 631	131 363	40 523	155 949
		631.1	VENEERS--WOOD.	3 272	18 692	3 370	18 990	3 615	21 092
		631.2	PLYWOOD, INCLUDING WOOD VENEER PANELS.	28 376	95 583	27 898	93 218	33 356	114 461
		631.4	BLOCKS--COMPRESSED WOOD (INCLUDING WOOD IMPREGNATED), AND MANUFACTURES, N.E.S.	451	1 363	470	1 407	479	1 442
		631.8	WOOD, SIMPLY SHAPED OR WORKED, N.E.S.	2 866	17 505	2 892	17 747	3 071	18 951
	632		WOOD MANUFACTURES, N.E.S.	15 441	72 196	15 848	74 275	16 841	80 078
		632.1	WOOD PACKING BOXES, CASES, CRATES, AND CONTAINERS, EXCEPT COOPERAGE PRODUCTS	259	1 198	262	1 210	273	1 247
		632.3	COOPERAGE PRODUCTS	118	509	119	512	136	580
		632.4	FLOORING, HARDWOOD (EXCEPT IN STRIPS AND PLANKS), AND WOOD DOORS	721	3 170	723	3 172	799	3 473
		632.7	MANUFACTURES OF WOOD FOR DOMESTIC OR DECORATIVE USE.	4 089	21 106	4 106	21 171	4 609	24 029
		632.8	ARTICLES MANUFACTURED OF WOOD, N.S.P.F.	10 252	46 211	10 636	48 208	11 023	50 748
	633		CORK MANUFACTURES, INCLUDING AGGLOMERATED CORK AND MANUFACTURES.	653	4 248	655	4 247	741	4 779
64	641		PAPER, PAPERBOARD, AND MANUFACTURES THEREOF.	148 247	778 874	149 537	787 186	152 876	806 938
			PAPER AND PAPERBOARD	142 158	749 197	143 456	757 575	146 346	774 832
		641.1	PAPER--STANDARD NEWSPRINT.	129 786	687 882	131 027	696 301	133 087	710 141
		641.2	PAPER--PRINTING AND WRITING, N.E.S.	5 729	23 472	5 674	23 287	5 989	23 865
		641.3	PAPER--WRAPPING.	1 104	7 913	1 097	7 818	1 107	8 037
		641.4	PAPER--CIGARETTE, IN BULK, ROLLS, SHEETS OR BOBBINS	106	311	106	311	113	329
		641.5	PAPER AND PAPERBOARD--MACHINEMADE.	626	6 519	629	6 458	685	7 068
		641.6	BUILDING BOARDS OF WOODPULP OR OF VEGETABLE FIBERS.	1 146	4 490	1 182	4 605	1 457	5 548
		641.7	HANDMADE PAPER, EXCEPT IMPREGNATED, COATED, LINED, PRINTED, DECORATED, ETC.	204	861	218	884	227	926
		641.9	PAPER AND PAPERBOARD IN ROLLS OR SHEETS, N.E.S.	3 454	17 745	3 519	17 908	3 677	18 914

Table 1. Value of Schedule A Groupings of Commodities—Continued

(In thousands of dollars. For information on coverage, definitions of Customs, f.a.s., and c.i.f. values, see Explanation of Statistics. Shipments valued less than \$251 are shown only under Schedule A subgroup 990.0 and excluded from all other subgroups)

Division	Commodity code		Commodity description	Customs value		F.a.s. value		C.i.f. value		
	Group	Sub-group		Current month	Cumulative, January to date	Current month	Cumulative, January to date	Current month	Cumulative, January to date	
64	642		PAPER, PAPERBOARD, AND MANUFACTURES THEREOF-- CONTINUED							
			PAPER, PAPER PULP, AND PAPERBOARD ARTICLES, N.E.S.	6 089	29 676	6 081	29 610	6 530	32 105	
		642.1	BOXES OF PAPER, PAPERBOARD, OR PAPIER MACHE.	496	2 580	500	2 589	558	2 861	
		642.2	PAPER STATIONERY FOR CORRESPONDENCE, N.E.S.	111	338	113	343	116	360	
		642.3	PAPER STATIONERY, EXCEPT CORRESPONDENCE, N.E.S.	990	4 932	1 004	5 007	1 149	5 726	
		642.9	ARTICLES OF PAPER PULP, PAPER OR PAPERBOARD, N.E.S.	4 490	21 825	4 464	21 671	4 705	23 155	
65	651		TEXTILE YARN, FABRICS, MADE-UP ARTICLES AND RELATED PRODUCTS.	86 103	475 060	85 397	470 512	93 515	512 790	
			TEXTILE YARN AND THREAD.	7 702	36 113	7 574	35 564	8 383	39 426	
		651.0	YARN AND THREAD OF COTTON AND MANMADE FIBERS.	5 391	25 157	5 290	24 644	5 780	27 046	
		651.1	SILK YARN AND THREAD	13	168	13	167	14	176	
		651.2	YARN OF WOOL AND ANIMAL HAIR	1 158	5 247	1 125	5 182	1 259	5 761	
		651.5	YARN, THREAD, AND ROVING OF FLAX, RAMIE, AND TRUE HEMP	256	1 772	256	1 772	273	1 903	
		651.8	YARN OF GLASS FIBER.	241	1 174	241	1 174	275	1 328	
		651.9	YARN AND ROVING OF TEXTILE FIBERS, N.E.S., INCLUDING PAPER	639	2 592	646	2 622	779	3 209	
		652		COTTON FABRICS--WOVEN, NOT INCLUDING NARROW OR SPECIAL FABRICS.	10 040	63 746	10 016	63 479	10 688	67 535
			652.0	COTTON FABRICS--TERRY.	4	148	4	148	4	159
			652.1	COTTON FABRICS--WOVEN, UNBLEACHED, NOT INCLUDING NARROW OR SPECIAL FABRICS	4 099	29 245	4 089	29 224	4 404	31 317
		652.2	COTTON FABRICS--WOVEN, BLEACHED, DYED, COLORED, OR OTHERWISE FINISHED, NOT INCLUDING NARROW OR SPECIAL FABRICS, EXCEPT TERRY.	5 936	34 352	5 922	34 106	6 276	36 059	
		653		TEXTILE FABRICS--WOVEN, NOT INCLUDING NARROW OR SPECIAL FABRICS, OTHER THAN COTTON	30 563	168 340	30 045	165 007	33 729	184 455
			653.1	SILK FABRICS--WOVEN.	1 170	6 402	1 169	6 423	1 211	6 670
			653.2	WOVEN FABRICS OF WOOL AND/OR FINE ANIMAL HAIR.	2 664	15 008	2 657	14 935	2 825	15 716
			653.4	WOVEN FABRICS OF JUTE.	7 328	41 963	7 327	41 938	8 914	50 044
			653.5	WOVEN FABRICS OF NONCELLULOSIC MANMADE FIBERS, EXCEPT PILE	12 052	65 390	11 715	63 126	12 939	69 767
			653.6	WOVEN FABRICS OF MANMADE FIBERS, N.E.S.	1 962	11 062	1 934	10 870	2 096	11 795
			653.7	KNIT OR CROCHETED FABRICS, NOT ELASTIC OR RUBBERIZED.	3 485	19 167	3 362	18 482	3 778	20 744
		653.9	WOVEN FABRICS OF TEXTILE FIBERS, N.E.S.	1 898	9 345	1 879	9 230	1 963	9 715	
		654	654.0	TULLE, LACE, EMBROIDERY, RIBBONS, TRIMMINGS AND OTHER SMALL WARES	1 255	7 513	1 262	7 528	1 359	8 000
		655		SPECIAL TEXTILE FABRICS AND RELATED PRODUCTS	21 246	121 436	21 230	121 360	22 673	128 511
			655.1	FELT AND FELT ARTICLES, N.E.S.	15	256	15	255	16	277
			655.2	ELASTIC FABRICS AND TRIMMINGS OF ELASTIC	68	433	68	431	74	466
			655.4	COATED OR IMPREGNATED TEXTILE FABRICS AND PRODUCTS, N.E.S.	4 508	18 149	4 518	18 157	4 788	19 235
			655.6	NETS, NETTING, TWINE, AND CORDAGE OF TEX- TILE FIBERS AND MANUFACTURES THEREOF.	13 897	89 391	13 892	89 341	14 854	94 573
			655.7	HAT BODIES	479	3 077	480	3 083	512	3 285
			655.8	WADDING, WICKS AND TEXTILE FABRICS FOR USE IN MACHINERY OR PLANT	2 105	9 134	2 092	9 115	2 252	9 661
			655.9	TEXTILE BELTING, TUBING AND HOSEPIPING	171	992	163	974	175	1 011
			656		MADE-UP ARTICLES WHOLLY OR CHIEFLY TEXTILE MATERIALS, N.E.S.	6 364	37 708	6 335	37 484	6 898
656.1	BAGS AND SACKS OF TEXTILE MATERIALS.			119	704	119	704	129	760	
656.6	BLANKETS, INCLUDING ELECTRIC BLANKETS AND TRAVELLING RUGS	151		601	151	599	165	656		
656.9	MADE-UP ARTICLES OF TEXTILE MATERIALS, N.E.S.	6 093	36 402	6 064	36 180	6 603	39 332			
657		FLOOR COVERINGS, TAPESTRIES AND ARTICLES OF VEGETABLE PLAITING MATERIALS.	8 930	40 201	8 932	40 088	9 782	44 091		
	657.4	LINOLEUM AND SIMILAR FLOOR COVERINGS	680	2 964	677	2 953	752	3 252		
	657.5	CARPETS AND RUGS OF KNOTTED FABRICS.	3 783	15 748	3 795	15 712	4 088	16 923		
	657.6	CARPET, CARPETING, AND RUGS, N.E.S.	3 702	17 880	3 694	17 812	4 084	19 829		
	657.7	TAPESTRIES--HANDWOVEN OR NEEDLEWORKED.	378	1 723	376	1 712	393	1 783		
	657.8	MATS, MATTING, SCREENS, AND OTHER ITEMS, N.E.S., OF VEGETABLE PLAITING MATERIALS	386	1 884	388	1 896	464	2 301		
	66		NONMETALLIC MINERAL MANUFACTURES, N.E.S.	138 859	621 745	139 464	625 088	147 775	665 652	
		661		LIME, CEMENT AND FABRICATED BUILDING MATERIALS, EXCEPT GLASS AND CLAY	11 094	48 190	11 529	50 094	13 993	60 429
661.1			LIME, INCLUDING HYDRATED	578	3 309	687	4 006	687	4 007	
661.2			CEMENT AND OTHER CONCRETE MIXES.	7 684	26 489	7 996	27 663	9 847	33 636	
661.3		BUILDING AND MONUMENTAL (DIMENSION) STONE AND SLATE--WORKED, AND ARTICLES THEREOF	2 450	14 540	2 456	14 553	3 038	18 322		
661.8		ARTICLES OF GYPSUM AND ASBESTOS-CEMENT	381	3 850	389	3 869	420	4 463		
662			CLAY AND REFRACTORY CONSTRUCTION MATERIALS	5 026	26 095	5 106	26 496	5 865	30 570	
		662.3	REFRACTORY BRICK AND OTHER REFRACTORY CONSTRUCTION MATERIALS.	1 587	7 681	1 616	7 837	1 835	8 800	
662.4		CERAMIC TILE AND OTHER NONREFRACTORY CERAMIC CONSTRUCTION MATERIALS.	3 439	18 413	3 490	18 658	4 030	21 770		
663			MINERAL MANUFACTURES, N.E.S.	6 639	33 514	6 541	32 987	6 990	35 238	
		663.1	GRINDING, POLISHING AND ABRASIVE WHEELS AND STONES FOR HAND- OR PEDAL-OPERATED MACHINES	401	2 489	401	2 493	421	2 625	

Table 1. Value of Schedule A Groupings of Commodities—Continued

(In thousands of dollars. For information on coverage, definitions of Customs, f.a.s., and c.i.f. values, see Explanation of Statistics. Shipments valued less than \$251 are shown only under Schedule A subgroup 990.0 and excluded from all other subgroups)

Commodity code			Commodity description	Customs value		F.a.s. value		C.i.f. value	
Division	Group	Sub-group		Current month	Cumulative, January to date	Current month	Cumulative, January to date	Current month	Cumulative, January to date
	663		MINERAL MANUFACTURES, N.E.S.--CONTINUED						
		663.2	ABRASIVE CLOTHS AND PAPERS AND SIMILAR ARTICLES, N.E.S.	1 585	7 612	1 437	6 958	1 489	7 150
		663.4	MICA--WORKED, AND ARTICLES THEREOF	129	1 015	132	1 030	141	1 094
		663.5	MINERAL INSULATING MATERIALS, N.E.S.	7	118	8	121	9	131
		663.6	MANUFACTURES OF MINERAL MATERIALS, N.E.S., OTHER THAN CERAMIC	2 147	11 812	2 209	11 996	2 409	13 198
		663.7	REFRACTORY AND HEAT INSULATING ARTICLES, EXCLUDING REFRACTORY CONSTRUCTION MATERIALS	243	1 181	244	1 176	269	1 291
		663.8	ASBESTOS YARN, SLIVERS, ROPE, AND ARTICLES OF ASBESTOS, N.E.S.	1 868	7 842	1 848	7 768	1 963	8 203
		663.9	ARTICLES OF CERAMIC MATERIALS, N.E.S.	256	1 441	258	1 442	284	1 542
	664		GLASS	8 694	44 017	8 485	43 386	9 626	49 214
		664.1	GLASS IN THE MASS--UNWORKED, IN RODS AND TUBES, AND WASTE GLASS	542	3 602	533	3 540	564	3 743
		664.2	OPTICAL GLASS AND ELEMENTS, NOT OPTICALLY WORKED, AND BLANKS FOR CORRECTIVE SPECTACLE LENSES	209	1 254	209	1 249	224	1 315
		664.3	GLASS--DRAWN OR BLOWN, UNWORKED	1 174	6 531	1 180	6 550	1 498	8 405
		664.4	GLASS--SURFACE GROUND OR POLISHED	763	4 572	763	4 558	892	5 291
		664.5	GLASS--CAST OR ROLLED, UNWORKED	109	944	109	943	142	1 224
		664.6	GLASS--PRESSED OR MOLDED, CONSTRUCTION MATERIALS	-	37	-	37	-	40
		664.7	GLASS--LAMINATED OR TOUGHENED	3 809	15 820	3 610	15 233	4 012	16 665
		664.8	GLASS MIRRORS	1 019	5 276	1 020	5 294	1 121	5 852
		664.9	GLASS, N.E.S.	1 066	5 978	1 057	5 977	1 170	6 676
	665		GLASSWARE	10 579	48 521	10 632	48 811	11 510	53 009
		665.1	GLASS CONTAINERS	1 209	5 968	1 229	6 016	1 314	6 522
		665.3	GLASS ARTICLES, N.E.S., INCLUDING IMITATION GEM STONES	9 369	42 552	9 402	42 794	10 196	46 486
	666		POTTERY	19 838	105 297	20 252	107 226	22 508	119 442
		666.4	PORCELAIN OR CHINA HOUSEHOLD WARE	6 595	36 386	6 718	36 995	7 331	40 420
		666.5	EARTHENWARE OR STONEWARE HOUSEHOLD ARTICLES, EXCLUDING ORNAMENTAL ARTICLES	11 220	57 879	11 503	59 150	13 030	67 375
		666.6	CERAMIC AND CHINA ORNAMENTAL ARTICLES, N.E.S.	2 022	11 031	2 030	11 079	2 147	11 646
	667		PEARLS AND PRECIOUS AND SEMIPRECIOUS STONES--UNWORKED OR WORKED, NOT SET OR STRUNG	76 984	316 109	76 916	316 087	77 278	317 747
		667.1	PEARLS--NATURAL AND CULTURED, NOT SET OR STRUNG	696	3 314	696	3 311	704	3 348
		667.2	DIAMONDS, EXCEPT INDUSTRIAL--NOT SET OR STRUNG	67 812	273 539	67 746	273 531	67 999	274 639
		667.3	PRECIOUS AND SEMIPRECIOUS STONES, N.E.S.--NOT SET OR STRUNG	7 704	36 121	7 703	36 114	7 799	36 601
		667.4	SYNTHETIC GEM STONES--NOT SET OR STRUNG	770	3 133	770	3 130	775	3 156
	67		IRON AND STEEL	362 522	2 541 308	355 782	2 501 518	397 584	2 784 719
		671	PIG IRON, SPONGE IRON, IRON AND STEEL POWDER AND SHOT, AND FERROALLOYS	47 336	291 981	47 302	292 246	53 320	318 376
		671.1	SPIEGELEISEN	-	-	-	-	-	-
		671.2	PIG IRON, INCLUDING CAST IRON	6 858	38 093	6 878	38 220	7 118	40 977
		671.3	IRON OR STEEL POWDERS, SHOT, SPONGE, GRITS, AND WIRE PELLETS	795	3 962	837	4 104	846	4 189
		671.4	FERROMANGANESE	12 108	58 319	12 090	58 302	12 985	62 939
		671.5	FERROALLOYS, N.E.S.	27 574	191 606	27 496	191 619	32 370	210 270
	672		IRON OR STEEL PRIMARY FORMS	7 981	38 283	7 735	37 395	8 852	42 175
		672.1	BARNS OF WROUGHT IRON	-	73	-	73	-	84
		672.4	IRON OR STEEL BLOOMS, BILLETS, INGOTS, SLABS, AND SHEET BARS	7 981	38 210	7 735	37 321	8 852	42 091
	673		IRON OR STEEL BARS, RODS, ANGLES, SHAPES, SECTIONS, AND SHEET PILING	69 893	570 827	69 103	565 879	78 201	634 440
		673.1	IRON OR STEEL WIRE RODS	28 691	224 172	27 865	220 222	32 174	246 588
		673.2	IRON OR STEEL BARS, HOLLOW MINING DRILL STEEL, AND FLAT WIRE OVER 0.05 INCH IN THICKNESS	23 910	165 523	24 316	166 990	26 478	186 155
		673.4	IRON OR STEEL ANGLES, SHAPES, AND SECTIONS HAVING A MAXIMUM CROSS SECTIONAL DIMENSION OF 3 INCHES OR MORE, AND SHEET PILING	14 405	145 089	14 194	143 048	16 280	161 883
		673.5	IRON OR STEEL ANGLES, SHAPES, AND SECTIONS OF LESS THAN 3 INCHES	2 887	36 042	2 726	35 618	3 268	39 812
	674		IRON OR STEEL PLATES AND SHEETS	111 043	905 744	108 349	892 759	122 786	1 002 413
		674.1	IRON OR STEEL PLATES--UNCOATED	28 481	238 345	29 052	235 917	32 725	263 835
		674.4	IRON OR STEEL SHEETS--UNCOATED	48 545	419 966	46 882	416 921	53 176	468 564
		674.7	TIN PLATE AND TIN COATED SHEET	18 726	108 282	17 955	104 756	20 157	115 249
		674.8	IRON OR STEEL PLATES AND SHEETS--COATED, N.E.S.	15 290	139 151	14 459	135 163	16 726	154 764
	675		IRON OR STEEL HOOP AND STRIP AND FLAT WIRE NOT OVER 0.05 INCH IN THICKNESS	5 858	33 669	5 785	33 285	6 212	35 889
	676		IRON OR STEEL RAILS AND RAILWAY TRACK CONSTRUCTION MATERIALS	4 705	17 557	4 560	17 343	5 223	19 348
		676.1	RAILS--IRON OR STEEL	4 620	16 884	4 472	16 658	5 135	18 571
		676.2	JOINT BARS AND TIE PLATES--IRON OR STEEL	85	673	88	684	88	776
	677		IRON OR STEEL WIRE, EXCEPT FLAT WIRE AND INSULATED ELECTRIC	16 898	136 238	16 506	131 766	18 199	146 915
	678		IRON OR STEEL TUBES, PIPES AND FITTINGS	95 655	532 223	93 263	515 951	101 353	569 094
		678.1	CAST IRON PIPES AND TUBES	195	1 367	201	1 409	212	1 431
		678.2	IRON OR STEEL PIPES AND TUBES--SEAMLESS	37 823	191 956	36 214	183 708	39 527	202 234
		678.5	IRON OR STEEL PIPE AND TUBE FITTINGS	14 471	66 734	14 178	65 272	15 143	69 969
		678.6	IRON OR STEEL PIPES AND TUBES--WELDED	43 165	272 164	42 668	265 560	46 469	295 458

Table 1. Value of Schedule A Groupings of Commodities—Continued

(In thousands of dollars. For information on coverage, definitions of Customs, f.a.s., and c.i.f. values, see Explanation of Statistics. Shipments valued less than \$251 are shown only under Schedule A subgroup 990.0 and excluded from all other subgroups)

Commodity code			Commodity description	Customs value		F.a.s. value		C.i.f. value	
Division	Group	Sub-group		Current month	Cumulative, January to date	Current month	Cumulative, January to date	Current month	Cumulative, January to date
67	679		IRON AND STEEL--CONTINUED						
			IRON OR STEEL CASTINGS AND FORGINGS IN THE ROUGH STATE						
	679.1		IRON CASTINGS IN THE ROUGH STATE	3 148	14 782	3 175	14 892	3 433	16 066
	679.3		IRON OR STEEL FORGINGS IN THE ROUGH STATE	2 138	9 656	2 143	9 650	2 342	10 482
				1 010	5 125	1 032	5 242	1 090	5 584
68	681		NONFERROUS METALS	170 159	1 047 974	169 424	1 047 416	173 315	1 071 709
			SILVER, PLATINUM AND PLATINUM GROUP METALS--UNWROUGHT OR PARTLY WORKED	46 379	223 789	46 283	223 665	46 646	225 124
	681.1		SILVER--UNWROUGHT OR PARTLY WORKED	27 201	119 600	27 207	119 581	27 303	120 330
	681.2		PLATINUM AND PLATINUM GROUP METALS--UNWROUGHT OR PARTLY WORKED	19 178	104 188	19 076	104 083	19 343	104 794
	682		COPPER AND COPPER ALLOYS--WROUGHT OR UNWROUGHT	20 518	139 027	20 563	139 544	21 246	144 848
	682.1		COPPER AND COPPER ALLOYS--UNWROUGHT	10 943	83 908	10 993	84 490	11 276	87 641
	682.2		COPPER AND COPPER ALLOYS--WROUGHT	9 575	55 118	9 570	55 053	9 970	57 207
	683		NICKEL AND NICKEL ALLOYS--WROUGHT OR UNWROUGHT	39 612	216 125	38 361	211 936	39 755	217 540
	683.1		NICKEL AND NICKEL ALLOYS--UNWROUGHT	37 308	196 315	36 060	192 288	37 433	197 555
	683.2		NICKEL AND NICKEL ALLOYS--WROUGHT	2 304	19 810	2 300	19 648	2 322	19 984
	684		ALUMINUM AND ALUMINUM ALLOYS--WROUGHT OR UNWROUGHT	23 589	148 135	23 846	149 690	24 872	154 400
	684.1		ALUMINUM AND ALUMINUM ALLOYS--UNWROUGHT	18 364	120 554	18 651	122 210	19 337	125 224
	684.2		ALUMINUM AND ALUMINUM ALLOYS--WROUGHT	5 224	27 580	5 194	27 479	5 534	29 176
	685		LEAD AND LEAD ALLOYS--WROUGHT OR UNWROUGHT	1 977	21 996	2 088	22 877	2 100	23 635
	685.1		LEAD AND LEAD ALLOYS--UNWROUGHT	1 975	21 971	2 086	22 852	2 098	23 609
	685.2		LEAD AND LEAD ALLOYS--WROUGHT	1	24	1	24	1	25
	686		ZINC AND ZINC ALLOYS--WROUGHT OR UNWROUGHT	11 232	87 304	11 432	88 203	11 512	90 676
	686.1		ZINC AND ZINC ALLOYS--UNWROUGHT	10 903	84 133	11 100	85 017	11 170	87 320
	686.2		ZINC AND ZINC ALLOYS--WROUGHT	329	3 170	331	3 185	342	3 356
	687		TIN AND TIN ALLOYS--WROUGHT OR UNWROUGHT	18 603	159 743	18 603	159 721	18 894	162 033
	687.1		TIN AND TIN ALLOYS--UNWROUGHT	18 602	159 658	18 602	159 660	18 893	161 967
	687.2		TIN AND TIN ALLOYS--WROUGHT	1	84	1	61	1	66
	688		URANIUM AND THORIUM METAL, INCLUDING WASTE AND SCRAP	-	1	-	1	-	1
	689		BASE METALS AND ALLOYS, N.E.S.--WROUGHT OR UNWROUGHT, AND WASTE AND SCRAP	8 245	51 851	8 246	51 775	8 286	53 447
	689.3		BERYLLIUM, MAGNESIUM, AND THEIR ALLOYS--WROUGHT OR UNWROUGHT, EXCLUDING MAGNESIUM WASTE AND SCRAP	2 074	5 225	2 073	5 198	2 159	5 382
	689.4		TUNGSTEN, MOLYBDENUM, TANTALUM, AND THEIR ALLOYS--WROUGHT OR UNWROUGHT, AND WASTE AND SCRAP	341	2 070	337	2 061	343	2 098
	689.5		BASE METALS AND THEIR ALLOYS, N.E.S.--WROUGHT OR UNWROUGHT, AND WASTE AND SCRAP	5 829	44 555	5 834	44 515	5 783	45 967
69	691		MANUFACTURES OF METAL, N.E.S.	138 577	790 965	137 848	785 103	147 528	845 593
			FINISHED STRUCTURAL PARTS AND STRUCTURES OF METAL	4 761	19 392	4 721	19 528	5 069	21 491
	691.1		POSTS, BEAMS, GIRDERS, AND SIMILAR STRUCTURAL UNITS OF IRON OR STEEL	2 526	11 986	2 457	11 818	2 802	13 662
	691.4		STRUCTURES AND PARTS OF STRUCTURES OF BASE METAL, N.E.S.	2 235	7 405	2 263	7 710	2 286	7 829
	692		METAL CONTAINERS FOR STORAGE AND TRANSPORT	2 704	13 071	2 720	13 186	2 843	14 013
			TANKS, VATS, RESERVOIRS AND OTHER CONTAINERS FOR STORAGE OR MANUFACTURING USE, OF METAL, WITH A CAPACITY OVER 75 GALLONS	476	2 186	489	2 222	491	2 393
	692.2		DRUMS, FLASKS, COLLAPSIBLE TUBES, AND OTHER CONTAINERS OF METAL USED FOR TRANSPORT OF GOODS	1 965	9 882	1 984	9 980	2 066	10 491
	692.3		COMPRESSED GAS CYLINDERS OF METAL	262	1 002	246	983	285	1 127
	693		WIRE PRODUCTS--EXCLUDING INSULATED ELECTRIC	21 272	137 945	20 776	133 689	22 529	147 470
			WIRE CABLES, ROPES, STRANDS, PLAITED BANDS, AND SIMILAR ARTICLES--NOT INSULATED	16 822	108 446	16 426	104 587	17 888	116 475
	693.1		BARBED WIRE	1 067	10 483	1 066	10 406	1 183	11 440
	693.2		WIRE GAUZE, NETTING, GRILL, FENCING, AND OTHER WOVEN WIRE PRODUCTS	3 346	18 904	3 248	18 585	3 418	19 432
	693.3		EXPANDED METAL OF BASE METAL	35	111	34	109	39	122
	693.4								
	694		NAILS, TACKS, SCREWS, NUTS, BOLTS, RIVETS, AND SIMILAR ARTICLES OF IRON, STEEL OR COPPER	29 769	185 980	29 722	184 877	32 324	200 523
			NAILS, TACKS, STAPLES, SPIKES, AND SIMILAR ARTICLES OF IRON OR STEEL	8 001	50 184	7 964	49 554	8 663	54 290
	694.1		BOLTS, NUTS, SCREWS, RIVETS, WASHERS, AND SIMILAR ARTICLES OF IRON, STEEL OR COPPER: AND COPPER NAILS, TACKS, STAPLES AND SIMILAR ARTICLES	21 767	135 796	21 757	135 322	23 660	146 233
	694.2			16 487	83 527	16 463	83 432	17 227	87 523
	695		TOOLS FOR USE IN THE HAND OR IN MACHINES	16 487	83 527	16 463	83 432	17 227	87 523
			HAND TOOLS OF A KIND MAINLY USED IN AGRICULTURE OR FORESTRY	349	3 786	349	3 790	371	4 092
	695.1		TOOLS, N.E.S., FOR USE IN THE HAND OR IN MACHINES	16 137	79 740	16 113	79 641	16 855	83 431
	695.2			7 972	46 694	7 990	46 829	8 340	48 870
	696		TABLE FLATWARE AND CUTLERY	9 370	51 747	9 311	51 578	10 432	58 335
	697		HOUSEHOLD EQUIPMENT OF BASE METAL	1 843	13 268	1 861	13 351	2 139	15 713
			DOMESTIC STOVES, OVENS, RANGES, AND SIMILAR ARTICLES OF BASE METAL, NONELECTRIC	7 483	38 269	7 405	38 014	8 244	42 391
	697.1		DOMESTIC UTENSILS OF IRON, STEEL, COPPER, AND ALUMINUM	44	210	44	212	48	230
	697.2		HOUSEHOLD EQUIPMENT--BASE METALS, N.E.S.	46 238	252 607	46 142	251 982	48 741	267 363
	697.9			5 972	31 149	5 935	31 189	6 229	32 714
	698		MANUFACTURES OF BASE METAL, N.E.S.	698	3 292	698	3 280	763	3 566
			HARDWARE OF BASE METALS, INCLUDING LOCKS, SAFES, STRONG BOXES, STRONG ROOMS, AND SIMILAR ARTICLES--BASE METALS						

Table 1. Value of Schedule A Groupings of Commodities—Continued

(In thousands of dollars. For information on coverage, definitions of Customs, f.a.s., and c.i.f. values, see Explanation of Statistics. Shipments valued less than \$251 are shown only under Schedule A subgroup 990.0 and excluded from all other subgroups)

Commodity code			Commodity description	Customs value		F. a. s. value		C. i. f. value	
Division	Group	Sub-group		Current month	Cumulative, January to date	Current month	Cumulative, January to date	Current month	Cumulative, January to date
	698		MANUFACTURES OF BASE METAL, N.E.S.--CONTINUED						
		698.3	CHAINS AND PARTS THEREOF OF IRON OR STEEL. . .	5 219	29 521	5 126	29 017	5 511	31 170
		698.4	ANCHORS, GRAPNELS, AND PARTS THEREOF--IRON OR STEEL. . .	336	1 130	336	1 126	373	1 260
		698.5	NEEDLES, PINS, AND APPAREL FITTINGS OF BASE METAL. . .	1 602	8 349	1 604	8 353	1 717	8 917
		698.6	SPRINGS AND LEAVES FOR SPRINGS OF BASE METAL. .	6 602	35 781	6 662	36 041	6 750	36 463
		698.8	MISCELLANEOUS ARTICLES--BASE METAL.	2 508	24 059	2 485	23 495	2 730	26 485
		698.9	ARTICLES OF BASE METALS, N.E.S..	23 297	119 323	23 292	119 477	24 664	126 785
			<u>SECTION 7--MACHINERY AND TRANSPORT EQUIPMENT</u> .	2 017 557	9 882 358	1 934 461	9 555 609	2 093 622	10 315 692
71			MACHINERY, OTHER THAN ELECTRIC.	607 923	2 977 850	587 904	2 883 842	625 166	3 060 203
	711		POWER GENERATING MACHINERY, OTHER THAN ELECTRIC, AND PARTS.	143 626	664 609	139 394	643 896	145 173	673 056
		711.1	STEAM AND OTHER VAPOR GENERATING BOILERS, AND PARTS.	3 297	11 589	3 292	11 572	3 560	12 295
		711.2	ECONOMIZERS ETC., AND AUXILIARY PLANTS FOR STEAM AND OTHER VAPOR GENERATING BOILERS, CONDENSERS ETC., AND PARTS.	207	789	207	801	211	820
		711.3	STEAM ENGINES, TURBINES, AND PARTS.	3 459	29 627	3 119	27 382	3 339	29 236
		711.4	INTERNAL COMBUSTION ENGINES--INCLUDING TURBO-JET AND GAS TURBINE ENGINES, FOR AIRCRAFT, EXCLUDING PARTS.	21 414	102 170	21 164	101 634	21 280	102 158
		711.5	INTERNAL COMBUSTION ENGINES--OTHER THAN AIRCRAFT; AND PARTS FOR INTERNAL COMBUSTION ENGINES.	113 406	510 931	109 825	493 309	114 917	519 066
		711.6	ENGINES--NONPISTON-TYPE, N.E.S., AND PARTS FOR NONPISTON ENGINES.	715	3 629	696	3 588	739	3 677
		711.8	ENGINES, N.E.S. (INCLUDING WATER ENGINES, WATER WHEELS, AND WATER TURBINES), AND PARTS.	1 125	5 870	1 088	5 606	1 124	5 802
	712		AGRICULTURAL MACHINERY AND APPLIANCES, AND PARTS.	96 018	409 883	87 832	378 581	99 815	424 924
		712.1	AGRICULTURAL MACHINERY AND APPLIANCES FOR PREPARING, PLANTING, AND CULTIVATING THE SOIL, AND PARTS.	10 604	54 437	9 898	51 304	10 875	56 534
		712.2	AGRICULTURAL MACHINERY AND APPLIANCES FOR HARVESTING, CUTTING, AND SORTING, AND PARTS	46 629	179 412	40 975	156 414	48 227	183 408
		712.3	CREAM SEPARATORS (INCLUDING CREAM SEPARATORS FOR INDUSTRIAL DAIRIES).	-	160	-	116	-	161
		712.5	TRACTORS SUITABLE FOR AGRI USE, AND TRACTORS, NES, EXCLUDING TRACTOR TRAILER COMBINATIONS	35 703	158 713	33 865	153 630	37 507	166 813
		712.8	AGRICULTURAL MACHINERY AND APPLIANCES, N.E.S., AND PARTS.	3 081	17 159	3 093	17 115	3 204	18 007
	714		OFFICE MACHINES AND PARTS.	80 484	442 481	79 152	436 344	82 798	455 308
		714.1	TYPEWRITERS, NUMBERING, DATING, AND CHECK-WRITING MACHINES.	13 622	62 960	13 611	63 280	14 032	65 164
		714.2	CALCULATING MACHINES, ADDING MACHINES, AND CASH REGISTERS.	23 504	139 829	23 167	138 373	24 750	145 298
		714.3	ACCOUNTING, COMPUTING, AND OTHER DATA PROCESSING MACHINES.	9 612	54 149	9 503	53 441	9 545	54 752
		714.9	DUPLICATING, ADDRESSING, AND OFFICE MACHINES, N.E.S., AND PARTS FOR OFFICE MACHINES. . . .	33 745	185 541	32 869	181 248	34 469	190 092
	715		METALWORKING MACHINERY.	26 272	169 666	25 616	166 120	27 311	175 722
		715.1	MACHINE TOOLS FOR WORKING METALS.	23 277	150 235	22 628	146 869	24 151	155 118
		715.2	METALWORKING MACHINERY OTHER THAN MACHINE TOOLS, AND PARTS.	2 994	19 431	2 988	19 250	3 160	20 603
	717		TEXTILE AND LEATHER MACHINERY, AND PARTS	40 733	212 547	40 488	210 612	42 236	220 631
		717.1	TEXTILE MACHINERY, PARTS AND ACCESSORIES, INCLUDING LAUNDRY EQUIPMENT, OTHER THAN DOMESTIC WASHING MACHINES AND PARTS. . . .	26 159	137 276	25 979	135 864	27 162	142 919
		717.2	SHOE MACHINERY AND PARTS.	426	2 259	415	2 089	438	2 330
		717.3	SEWING MACHINES AND PARTS.	14 146	73 011	14 093	72 658	14 636	75 581
	718		MACHINES FOR SPECIAL INDUSTRIES, AND PARTS	46 764	232 277	46 314	229 883	48 623	241 372
		718.1	PAPER MILL AND PULP MILL MACHINERY, PAPER CUTTING MACHINERY, AND OTHER MACHINERY FOR THE MANUFACTURE OF ARTICLES OF PAPER PULP, PAPER OR PAPERBOARD, AND PARTS.	7 324	37 282	7 299	36 866	7 571	38 505
		718.2	PRINTING AND BOOKBINDING MACHINERY, AND PARTS	6 391	38 296	6 369	38 053	6 627	39 521
		718.3	FOOD-PROCESSING MACHINERY, OTHER THAN DOMESTIC, AND PARTS.	3 147	20 347	3 140	19 999	3 295	21 047
		718.4	CONSTRUCTION AND MINING MACHINERY, N.E.S., AND PARTS.	25 328	114 179	24 939	112 821	26 396	119 254
		718.5	MINERAL CRUSHING, SORTING, WASHING, MIXING, FORMING, AND SIMILAR MACHINERY, AND PARTS; AND GLASS-WORKING MACHINES, AND PARTS. . .	4 573	22 170	4 566	22 143	4 732	23 042
	719		MACHINERY AND APPLIANCES, AND MACHINE PARTS, N.E.S..	174 023	846 384	169 104	818 403	179 207	868 987
		719.1	HEATING AND COOLING MACHINERY AND EQUIPMENT, AND PARTS.	14 377	67 129	14 101	66 019	15 266	70 880
		719.2	PUMPS FOR LIQUIDS AND GASES, BLOWERS, COMPRESSORS, CENTRIFUGES (OTHER THAN CREAM SEPARATORS), AND FILTERING AND PURIFYING MACHINERY, AND PARTS.	27 357	147 822	26 882	144 732	28 262	153 014
		719.3	MECHANICAL HANDLING MACHINERY AND EQUIPMENT, AND PARTS.	28 047	107 381	28 191	106 946	30 017	113 241
		719.4	DOMESTIC APPLIANCES--NONELECTRIC, AND PARTS.	3 233	16 072	3 221	16 037	3 586	17 826

Table 1. Value of Schedule A Groupings of Commodities—Continued

(In thousands of dollars. For information on coverage, definitions of Customs, f.a.s., and c.i.f. values, see Explanation of Statistics. Shipments valued less than \$251 are shown only under Schedule A subgroup 990.0 and excluded from all other subgroups)

Division	Commodity code		Commodity description	Customs value		F.a.s. value		C.i.f. value	
	Group	Sub-group		Current month	Cumulative, January to date	Current month	Cumulative, January to date	Current month	Cumulative, January to date
	719		MACHINERY AND APPLIANCES, AND MACHINE PARTS, N.E.S.--CONTINUED						
		719.5	POWERED-TOOLS, N.E.S., FOR WORKING MINERALS, WOOD, PLASTICS, AND HARD CARVING MATERIALS, AND POWER-OPERATED, NONELECTRIC HAND TOOLS, N.E.S., AND PARTS, ACCESSORIES, AND ATTACHMENTS, INCLUDING PARTS, ACCESSORIES, AND ATTACHMENTS, N.E.S., FOR METALWORKING MACHINES.	16 227	96 513	16 095	97 382	16 658	100 919
		719.6	CALENDERING AND SIMILAR ROLLING MACHINES, N.E.S.; BOTTLING AND PACKAGING MACHINERY; WEIGHING MACHINERY; SPRAYING MACHINERY; AUTOMATIC VENDING MACHINES; AND PARTS--NONELECTRIC	8 950	43 140	8 933	42 956	9 298	44 867
		719.7	BEARINGS--BALL AND ROLLER, AND PARTS	20 960	107 459	17 639	89 770	19 133	99 793
		719.8	MACHINERY AND MECHANICAL APPLIANCES, N.E.S.,	29 997	128 670	29 507	126 057	31 317	134 087
		719.9	METAL FOUNDRY HOLDING BOXES, AND MOLDS, OTHER THAN INGOT MOLDS; TAPS, COCKS, VALVES, AND SIMILAR DEVICES, N.E.S.; TRANSMISSION SHAFTS, CRANKS, PULLEYS, ETC.; AND PARTS AND ACCESSORIES FOR MACHINERY, N.E.S.	24 871	130 194	24 532	128 460	25 666	134 357
72			ELECTRICAL MACHINERY, APPARATUS, AND APPLIANCES.	361 000	1 820 869	356 975	1 795 443	371 086	1 873 199
	722		ELECTRIC POWER MACHINERY AND SWITCHGEAR, AND PARTS	44 380	217 521	43 692	214 187	45 637	223 254
		722.1	ELECTRIC POWER MACHINERY AND PARTS	22 353	108 305	22 181	107 402	23 157	111 930
		722.3	ELECTRICAL APPARATUS FOR MAKING OR BREAKING ELECTRICAL CIRCUITS, AND PARTS.	22 026	109 216	21 511	106 785	22 480	111 324
	723		EQUIPMENT FOR DISTRIBUTING ELECTRICITY	12 696	56 665	12 655	56 347	13 301	59 104
		723.1	WIRE AND CABLE--INSULATED.	10 564	47 766	10 530	47 466	10 955	49 435
		723.2	ELECTRICAL INSULATORS AND FITTINGS, AND CONDUIT AND FITTINGS LINED WITH INSULATING MATERIALS	2 132	8 898	2 124	8 880	2 346	9 668
	724		TELECOMMUNICATIONS APPARATUS, AND PARTS.	137 959	666 357	136 524	659 017	142 337	689 177
		724.1	TELEVISION RECEIVING SETS.	24 584	125 477	24 614	125 022	25 858	132 045
		724.2	RADIO RECEIVING SETS, RADIO-PHONOGRAPH AND RADIO-TAPE RECORDER COMBINATIONS, AND PARTS, N.E.S., OF RADIO APPARATUS.	45 498	217 006	45 529	216 869	47 019	224 350
		724.9	TELEPHONE AND TELEGRAPH EQUIPMENT; LOUD-SPEAKERS, MICROPHONES, AND AMPLIFIERS; AND TELECOMMUNICATIONS EQUIPMENT, N.E.S.,	67 875	323 872	66 380	317 125	69 459	332 781
	725		ELECTRIC HOUSEHOLD REFRIGERATORS, FOOD FREEZERS, COOKING EQUIPMENT, AND ELECTRO-THERMIC APPLIANCES; HOUSEHOLD TYPE WASHING MACHINES; ELECTRO-MECHANICAL APPLIANCES, N.E.S.; AND PARTS	24 521	111 753	24 424	111 399	25 657	118 204
	726		ELECTRIC APPARATUS FOR MEDICAL PURPOSES, AND RADIOLOGICAL APPARATUS, AND PARTS	11 884	61 917	11 221	55 721	12 276	63 768
		726.1	ELECTRO-MEDICAL APPARATUS, OTHER THAN X-RAY AND RADIOLOGICAL APPARATUS, AND PARTS	1 696	8 016	1 687	7 856	1 743	8 311
		726.2	X-RAY TUBES, VALVES, AND PARTS; AND X-RAY AND RADIOLOGICAL APPARATUS, AND PARTS	10 188	53 901	9 534	47 864	10 532	55 456
	729		ELECTRICAL MACHINERY AND APPARATUS, AND PARTS, N.E.S.,	129 558	706 654	128 456	698 769	131 876	719 690
		729.1	BATTERIES, AND PARTS, N.E.S.,	3 351	18 441	3 317	18 312	3 470	19 112
		729.2	ELECTRIC LAMPS (BULBS), AND PARTS, N.E.S.,	4 498	22 506	4 396	22 176	4 774	23 617
		729.3	ELECTRON TUBES, TRANSISTORS, SEMICONDUCTOR DEVICES, AND PARTS.	74 447	338 699	74 217	335 633	74 985	341 733
		729.4	ELECTRICAL STARTING AND IGNITION EQUIPMENT FOR INTERNAL COMBUSTION ENGINES, AND PARTS.	7 933	44 932	7 886	44 306	8 286	46 948
		729.5	ELECTRICAL MEASURING AND CONTROLLING INSTRUMENTS AND APPARATUS, N.E.S.,	13 701	132 084	13 412	130 945	14 072	133 897
		729.6	ELECTRO-MECHANICAL HAND TOOLS AND PARTS.	2 968	12 813	2 971	12 810	3 027	13 108
		729.9	ELECTRICAL MACHINERY AND APPARATUS, N.E.S., AND PARTS	22 657	137 176	22 255	134 584	23 259	141 273
73			TRANSPORT EQUIPMENT.	1 048 633	5 083 638	989 581	4 876 322	1 097 368	5 382 288
	731		RAILWAY VEHICLES AND PARTS	9 258	52 635	9 201	52 540	10 381	56 915
		731.0	RAILWAY LOCOMOTIVES, AND RAILWAY CARS--NOT SELF-PROPELLED.	213	7 440	213	7 461	225	7 756
		731.4	RAILWAY CARS--SELF-PROPELLED	-	7 827	-	7 822	-	8 048
		731.7	PARTS OF RAILWAY LOCOMOTIVES AND ROLLING STOCK, N.E.S.,	9 045	37 367	8 987	37 256	10 156	41 111
	732		ROAD MOTOR VEHICLES AND VEHICLE PARTS, N.E.S.,	982 640	4 647 642	923 182	4 440 441	1 027 558	4 930 594
		732.1	MOTOR VEHICLES--PASSENGER, EXCEPT MOTORCYCLES AND BUSES	668 756	3 036 621	624 377	2 901 002	701 546	3 247 218
		732.2	BUSES.	345	5 886	344	5 460	357	5 801
		732.3	TRUCKS	47 209	242 279	40 631	208 528	47 785	246 299
		732.4	MOTOR VEHICLES--SPECIAL PURPOSE.	3 770	11 310	3 797	11 349	3 851	11 473
		732.8	MOTOR VEHICLE AND TRACTOR PARTS AND ACCESSORIES, N.E.S.,	209 771	969 408	201 229	931 922	218 428	1 017 113
		732.9	MOTORCYCLES AND PARTS.	52 787	382 135	52 800	382 178	55 589	402 687
	733		VEHICLES--OTHER THAN ROAD MOTOR VEHICLES, AND PARTS	15 263	72 578	15 294	72 433	16 585	78 742
		733.1	BICYCLES AND PARTS	13 192	64 773	13 202	64 569	14 390	70 506
		733.3	VEHICLES--NOT SELF-PROPELLED, N.S.P.F., AND PARTS	2 071	7 804	2 092	7 863	2 195	8 235
	734		AIRCRAFT AND SPACECRAFT, AND PARTS	35 027	277 529	35 465	277 896	35 975	280 640
		734.1	AIRCRAFT, EXCLUDING PARTS.	6 492	130 699	6 968	131 612	7 039	132 027

Table 1. Value of Schedule A Groupings of Commodities—Continued

(In thousands of dollars. For information on coverage, definitions of Customs, f.a.s., and c.i.f. values, see Explanation of Statistics. Shipments valued less than \$251 are shown only under Schedule A subgroup 990.0 and excluded from all other subgroups)

Commodity code			Commodity description	Customs value		F.a.s. value		C.i.f. value	
Division	Group	Sub-group		Current month	Cumulative, January to date	Current month	Cumulative, January to date	Current month	Cumulative, January to date
	734		AIRCRAFT AND SPACECRAFT, AND PARTS--CONTINUED						
		734.9	AIRSHIPS, BALLOONS, AND SPACECRAFT; AND PARTS, N.E.S., FOR AIRCRAFT, AIRSHIPS, BALLOONS, AND SPACECRAFT.	28 534	146 830	28 496	146 283	28 935	148 613
	735	735.0	PLEASURE BOATS, FLOATING STRUCTURES, AND PARTS	6 443	33 252	6 438	33 011	6 867	35 396
			<u>SECTION 8--MISCELLANEOUS MANUFACTURED ARTICLES, N.E.S.</u>	629 116	3 412 336	626 289	3 395 347	674 820	3 641 399
81	812		SANITARY, PLUMBING, HEATING, AND LIGHTING FIXTURES, FITTINGS, LAMPS AND PARTS, N.E.S.	4 436	25 927	4 425	25 895	4 896	28 644
	812.2		TOILET AND SANITARY WARE--CERAMIC.	149	679	149	689	151	715
	812.3		TOILET AND SANITARY WARE--IRON OR STEEL.	122	569	122	572	134	621
	812.4		LIGHTING FIXTURES AND FITTINGS, LAMPS AND LANTERNS, AND PARTS THEREOF	4 165	24 679	4 153	24 633	4 609	27 307
82	821	821.0	FURNITURE.	30 420	157 793	30 501	158 278	33 166	174 162
83	831	831.0	TRAVEL GOODS, HANDBAGS, AND OTHER PERSONAL GOODS	14 689	76 003	14 725	76 251	16 317	84 550
84			CLOTHING AND ACCESSORIES; ELASTIC OR RUBBERIZED KNIT FABRIC; KNIT HOUSE FURNISHINGS AND ARTICLES; AND ARTICLES MADE OF FUR.	162 697	831 178	163 207	833 745	179 996	911 311
	841		CLOTHING, AND ACCESSORIES, EXCEPT FUR; ELASTIC OR RUBBERIZED KNIT FABRIC; KNIT HOUSE FURNISHINGS AND ARTICLES.	161 911	827 973	162 423	830 500	179 162	907 792
		841.1	CLOTHING OF TEXTILE FABRIC--NOT KNIT OR CROCHETED	66 164	327 324	66 528	328 359	73 659	357 954
		841.2	CLOTHING ACCESSORIES OF TEXTILE FABRIC--NOT KNIT OR CROCHETED	9 434	44 853	9 256	44 347	9 783	46 825
		841.3	CLOTHING AND ACCESSORIES OF LEATHER.	11 685	58 149	11 585	57 971	12 309	61 352
		841.4	CLOTHING AND ACCESSORIES, HOUSE FURNISHINGS AND ARTICLES--KNIT OR CROCHETED, INCLUDING ELASTIC OR RUBBERIZED KNIT FABRIC	72 126	382 093	72 549	384 259	80 605	424 406
		841.5	MILLINERY, HATS AND CAPS, INCLUDING HAT AND CAP MATERIALS, EXCEPT HAT BODIES.	2 500	15 552	2 503	15 562	2 804	17 253
	842	842.0	FUR CLOTHING AND OTHER ARTICLES MADE OF FUR--SKINS, EXCEPT HEADGEAR, ARTIFICIAL FUR AND ARTICLES THEREOF.	785	3 204	784	3 244	834	3 519
85	851	851.0	FOOTWEAR--NEW, EXCEPT ORTHOPEDIC	89 318	533 682	87 491	522 883	95 959	572 178
86			PROFESSIONAL, SCIENTIFIC AND CONTROLLING INSTRUMENTS; PHOTOGRAPHIC AND OPTICAL GOODS, N.E.S.; WATCHES AND CLOCKS.	101 988	530 251	100 719	523 504	104 438	543 234
	861		SCIENTIFIC, MEDICAL, OPTICAL, MEASURING AND CONTROLLING INSTRUMENTS AND APPARATUS, N.E.S.	55 876	296 783	55 183	292 828	57 623	306 129
		861.1	OPTICAL ELEMENTS	6 853	37 719	6 814	37 492	7 040	38 737
		861.2	SPECTACLES AND FRAMES AND OTHER SPECTACLE PARTS	7 164	39 624	7 158	39 537	7 479	41 243
		861.3	MICROSCOPES, BINOCULARS, TELESCOPES, AND OTHER OPTICAL APPLIANCES.	5 023	26 189	4 972	26 140	5 204	27 154
		861.4	CAMERAS--STILL; AND PHOTOGRAPHIC FLASH-LIGHTING APPARATUS; AND PARTS	11 823	63 956	11 512	61 669	12 052	64 816
		861.5	CAMERAS AND PROJECTORS--MOTION PICTURE; AND PARTS	3 338	14 935	3 322	14 974	3 440	15 777
		861.6	PHOTOGRAPHIC AND MOTION PICTURE EQUIPMENT, N.E.S.	1 815	10 581	1 795	10 517	1 898	11 171
		861.7	MEDICAL, DENTAL, SURGICAL, OPHTHALMIC AND VETERINARY INSTRUMENTS AND APPARATUS, EXCLUDING ELECTRO-MEDICAL	8 810	42 237	8 699	41 688	9 057	43 371
		861.8	METERS AND COUNTERS, AND SPECIFIED PARTS	1 909	10 379	1 887	10 341	1 987	10 796
		861.9	MEASURING, CONTROLLING, AND SCIENTIFIC INSTRUMENTS, N.E.S.	9 136	51 158	9 020	50 467	9 463	53 062
	862	862.4	PHOTOGRAPHIC FILM, PLATES AND PAPER--UNEXPOSED	12 900	78 708	12 387	75 858	12 813	78 191
	863	863.1	MOTION PICTURE AND PHOTOGRAPHIC FILM, N.E.S.--EXPOSED AND/OR DEVELOPED; AND VIDEO TAPE RECORDINGS	1 774	6 005	1 755	5 970	1 819	6 243
	864		WATCHES AND CLOCKS, INCLUDING PARTS.	31 437	148 753	31 393	148 847	32 180	152 670
		864.1	WATCHES, WATCH MOVEMENTS, CASES, AND CASE PARTS	22 234	99 549	22 187	99 670	22 570	101 148
		864.2	CLOCKS, TIME RECORDING MACHINES, TIMING MECHANISMS, CLOCK MOVEMENTS, AND PARTS.	9 202	49 204	9 205	49 177	9 609	51 521
89			MISCELLANEOUS MANUFACTURED ARTICLES, N.E.S.	225 564	1 257 499	225 217	1 254 787	240 046	1 327 317
	891		SOUND RECORDERS, SOUND REPRODUCERS, MUSICAL INSTRUMENTS, AND PARTS AND ACCESSORIES THEREOF	50 055	283 747	49 927	282 863	51 965	294 988
		891.1	PHONOGRAPHS, TAPE RECORDERS, AND OTHER SOUND RECORDERS AND REPRODUCERS	38 243	214 736	38 247	214 622	39 649	222 557
		891.2	PHONOGRAPH RECORDS AND OTHER SOUND RECORDING AND RECORDED MEDIA.	5 337	25 078	5 257	24 394	5 501	25 495
		891.4	PIANOS AND OTHER STRING MUSICAL INSTRUMENTS, INCLUDING MUSICAL INSTRUMENT STRINGS.	818	11 509	819	11 508	893	12 789
		891.8	MUSICAL INSTRUMENTS, N.E.S.	2 931	20 061	2 935	20 100	3 096	21 229
		891.9	PARTS AND ACCESSORIES FOR MUSICAL INSTRUMENTS, EXCEPT MUSICAL INSTRUMENT STRINGS.	2 723	12 360	2 666	12 237	2 825	12 916

Table 1. Value of Schedule A Groupings of Commodities—Continued

(In thousands of dollars. For information on coverage, definitions of Customs, f.a.s., and c.i.f. values, see Explanation of Statistics. Shipments valued less than \$251 are shown only under Schedule A subgroup 990.0 and excluded from all other subgroups)

Commodity code			Commodity description	Customs value		F.a.s. value		C.i.f. value	
Division	Group	Sub-group		Current month	Cumulative, January to date	Current month	Cumulative, January to date	Current month	Cumulative, January to date
89			MISCELLANEOUS MANUFACTURED ARTICLES, N.E.S.-- CONTINUED						
	892		PRINTED MATTER	23 518	113 390	23 497	113 178	24 883	120 441
	892.1		MAPS, CHARTS, BOOKS, PAMPHLETS, AND GLOBES	13 799	65 024	13 776	64 871	14 509	69 049
	892.2		NEWSPAPERS AND PERIODICALS	3 800	18 568	3 814	18 626	3 930	19 171
	892.3		MUSIC BOOKS AND SHEET MUSIC	132	511	132	511	137	534
	892.4		TRANSFERS (DECALCOMANIAS), EXCEPT TOY	1 412	6 018	1 403	5 953	1 626	6 869
	892.9		CALENDARS, PRINTS, CATALOGS AND PRINTED MATTER, N.E.S.	4 372	23 267	4 370	23 215	4 678	24 817
	893	893.1	RUBBER AND PLASTIC MANUFACTURES, N.E.S.	29 720	146 433	29 803	146 399	32 854	160 956
	894		BABY CARRIAGES AND STROLLERS, WHEELCHAIRS, TOYS, GAMES, AND SPORTING GOODS	44 351	217 252	44 042	216 110	47 952	233 876
		894.1	BABY CARRIAGES, BABY STROLLERS, WHEELCHAIRS, AND PARTS THEREOF	219	856	220	858	257	1 009
		894.2	CHILDREN'S TOYS, INDOOR GAMES, CHRISTMAS DECORATIONS, AND ENTERTAINMENT ARTICLES	23 321	93 973	23 163	93 495	25 895	104 307
		894.3	ARMS AND PARTS, EXCEPT REVOLVERS AND PISTOLS	4 840	24 452	4 830	24 405	4 961	25 019
		894.4	FISHING AND HUNTING EQUIPMENT, EXCEPT GUNS, AND APPARATUS, ACCESSORIES AND REQUISITES FOR SPORTS AND OUTDOOR GAMES	15 970	97 970	15 828	97 350	16 838	103 539
	895		OFFICE AND STATIONERY SUPPLIES, N.E.S.	2 706	11 666	2 672	11 375	2 848	12 207
		895.1	STAPLES IN STRIP FORM	393	2 691	391	2 689	425	2 894
		895.2	PENS, PENCILS, PEN NIBS AND POINTS, CRAYONS, AND CHALK	1 940	7 897	1 913	7 626	2 026	8 146
		895.9	INK AND INK POWDERS, N.S.P.F.	372	1 077	367	1 058	395	1 166
	896	896.0	WORKS OF ART, COLLECTORS' PIECES, AND ANTIQUES	36 325	301 520	36 333	301 548	36 953	304 574
	897		JEWELRY AND RELATED ARTICLES	15 507	72 495	15 470	72 202	16 041	74 865
		897.1	JEWELRY OF GOLD, SILVER, AND PLATINUM GROUP METALS AND GOLDSMITHS' AND SILVERSMITHS' WARES INCLUDING SET GEMS (EXCEPT WATCHCASES).	9 442	41 974	9 346	41 404	9 514	42 127
		897.2	JEWELRY NOT OF PRECIOUS OR SEMIPRECIOUS MATERIALS, COSTUME	6 065	30 520	6 123	30 798	6 527	32 737
	899		MANUFACTURED ARTICLES, N.E.S.	23 378	110 993	23 470	111 109	26 547	125 407
		899.1	ARTICLES AND MANUFACTURES OF CARVING OR MOLDING MATERIALS	939	4 392	955	4 437	1 046	4 876
		899.2	ARTICLES OF PLAITING MATERIALS, N.E.S., DUSTERS, BROOMS, AND BRUSHES	5 531	28 249	5 537	28 331	6 621	33 536
		899.3	CANDLES, TAPERS, MATCHES, AND SMOKERS' ARTICLES	4 945	22 541	4 956	22 399	5 284	24 123
		899.4	UMBRELLAS, PARASOLS, WALKING STICKS AND SIMILAR ARTICLES, AND PARTS THEREOF	1 054	4 857	1 056	4 857	1 142	5 222
		899.5	BUTTONS, COMBS AND HAIR ORNAMENTS, N.S.P.F., AND SLIDE FASTENERS AND PARTS	2 046	10 604	2 038	10 574	2 215	11 465
		899.6	ORTHOPEDIC APPLIANCES AND ARTICLES, HEARING AIDS, ARTIFICIAL PARTS OF BODY, AND FRACTURE APPLIANCES	948	5 984	941	5 948	958	6 052
		899.9	OTHER MANUFACTURED ARTICLES, N.E.S.	7 912	34 362	7 983	34 559	9 276	40 129
			<u>SECTION 9--COMMODITIES AND TRANSACTIONS NOT CLASSIFIED ACCORDING TO KIND.</u>	197 972	1 013 006	198 451	1 014 120	201 916	1 041 528
93	931	931.1	SPECIAL TRANSACTIONS NOT CLASSIFIED ACCORDING TO KIND.	161 957	851 156	162 434	852 196	165 709	872 299
94	941	941.0	ANIMALS--LIVE, N.E.S., INCLUDING ZOO ANIMALS, DOGS, CATS, INSECTS AND BIRDS	1 355	3 101	1 359	3 116	1 488	3 574
95	951	951.0	ARMS OF WAR, AMMUNITION AND ARMORED FIGHTING VEHICLES.	4 145	16 957	4 143	17 016	4 192	17 353
99	990	990.0	ESTIMATED VALUE OF UNDER \$251 FORMAL AND INFORMAL ENTRIES.	30 514	141 791	30 514	141 791	30 528	148 301

Table 2. Schedule A Commodity by Country of Origin,
Customs Value, F.a.s. and C.i.f.

(For information on coverage, definitions of Customs, f.a.s., and c.i.f. values, see Explanation of Statistics. Shipments valued less than \$251 are shown only under Schedule A commodity number 990.0000 and excluded from all other commodities. OTH CTY represents total for countries averaging under \$1,000 per month based on Customs Value)

Country of origin	Schedule A commodity number, description and unit of quantity							
	Current month				Cumulative, January to date			
	Net quantity	Value (dollars)			Net quantity	Value (dollars)		
Customs		F.a.s.	C.i.f.	Customs		F.a.s.	C.i.f.	
0011010	BULLS FOR BREEDING							(NO)
CANADA.....	202	131 404	133 619	133 619	1 131	1 071 173	1 084 823	1 084 823
TOTAL.....	202	131 404	133 619	133 619	1 131	1 071 173	1 084 823	1 084 823
0011020	COWS, DAIRY, FOR BREEDING							(NO)
CANADA.....	207	153 656	155 302	155 302	886	594 168	602 013	602 013
TOTAL.....	207	153 656	155 302	155 302	886	594 168	602 013	602 013
0011030	COWS FOR BREEDING, EXCEPT DAIRY COWS							(NO)
CANADA.....	71	46 792	48 266	48 266	490	310 835	316 926	316 926
TOTAL.....	71	46 792	48 266	48 266	490	310 835	316 926	316 926
0011040	COWS, DAIRY, 700 POUNDS AND OVER, NES							(NO)
CANADA.....	194	89 500	90 395	90 395	866	401 788	405 100	405 100
OTH CTY.....	-	-	-	-	26	3 487	3 898	3 898
TOTAL.....	194	89 500	90 395	90 395	892	405 275	408 998	408 998
0011050	CATTLE, NSPF, AND ANIMALS, DOMESTICATED, RETURNED FROM PASTURAGE IN A FOREIGN COUNTRY							(NO)
CANADA.....	89	79 907	80 642	80 642	2 170	3 632 745	3 650 160	3 650 160
MEXICO.....	18 070	2 124 585	2 129 668	2 129 668	39 757	4 340 419	4 370 906	4 370 906
SWEDEN.....	34	119 328	174 920	225 481	61	233 093	288 685	374 212
NORWAY.....	54	83 191	83 191	128 498	106	162 816	162 816	243 643
U KING.....	60	495 073	495 073	574 530	211	1 643 309	1 643 309	1 895 377
IRELAND.....	16	123 292	123 292	143 012	71	275 276	275 276	335 144
FRANCE.....	-	-	-	-	124	797 792	798 032	958 267
ITALY.....	-	-	-	-	1	100 000	100 100	100 100
TOTAL.....	18 323	3 025 376	3 086 786	3 281 831	42 501	11 185 450	11 289 284	11 927 809
0012000	SHEEP, LAMBS AND GOATS, LIVE							(NO)
CANADA.....	39	3 265	3 360	3 360	114	16 859	17 355	17 355
OTH CTY.....	-	-	-	-	2	1 966	1 966	2 948
TOTAL.....	39	3 265	3 360	3 360	116	18 825	19 321	20 303
0013000	SWINE, LIVE							(NO)
CANADA.....	2 433	265 666	273 358	273 358	11 872	1 371 287	1 397 067	1 397 067
OTH CTY.....	-	-	-	-	2	1 766	1 766	2 559
TOTAL.....	2 433	265 666	273 358	273 358	11 874	1 373 053	1 398 833	1 399 626
0015010	HORSES FOR BREEDING, MALE							(NO)
IRELAND.....	-	-	-	-	2	1 202 000	1 202 000	1 209 200
FRANCE.....	-	-	-	-	1	35 288	35 288	37 268
OTH CTY.....	-	-	-	-	1	2 000	2 000	4 000
TOTAL.....	-	-	-	-	4	1 239 288	1 239 288	1 250 468
0015020	HORSES FOR BREEDING, FEMALE							(NO)
W GERM.....	-	-	-	-	1	8 152	8 152	10 152
TOTAL.....	-	-	-	-	1	8 152	8 152	10 152
0015030	HORSES, LIVE, NOT FOR SLAUGHTER OR BREEDING							(NO)
CANADA.....	615	2 451 069	2 460 374	2 460 374	2 374	10 544 463	10 582 109	10 589 060
MEXICO.....	3	4 000	4 000	4 000	27	26 560	26 921	26 921
PANAMA.....	-	-	-	-	1	30 000	30 000	30 696
VENEZ.....	1	100 000	100 000	101 020	5	200 000	200 000	204 805
PERU.....	-	-	-	-	12	77 405	77 405	85 628
BOLIVIA.....	-	-	-	-	3	52 000	52 000	54 925
CHILE.....	4	9 000	9 000	11 924	11	73 035	74 497	89 869
URUGUAY.....	-	-	-	-	1	38 000	38 000	39 165
ARGENT.....	5	29 490	29 490	33 515	56	668 740	668 815	737 671
SWEDEN.....	-	-	-	-	2	65 000	65 000	66 601
U KING.....	13	286 252	286 252	306 492	117	2 797 225	2 797 890	3 003 997
IRELAND.....	1	2 000	2 000	3 800	26	365 520	365 595	409 384
FRANCE.....	4	122 000	122 000	128 328	43	738 337	738 362	812 356
W GERM.....	2	4 000	4 000	7 668	4	49 000	49 000	56 168
E GERM.....	-	-	-	-	3	53 000	53 000	60 075
ITALY.....	1	50 000	50 000	52 593	4	62 280	62 280	66 985
JORDAN.....	-	-	-	-	4	20 000	20 000	21 360
AUSTRAL.....	16	166 775	166 775	198 260	40	479 883	479 941	539 783
N ZEAL.....	36	277 110	277 276	321 776	109	945 637	946 002	1 084 939
EGYPT.....	-	-	-	-	8	66 900	66 900	83 015
OTH CTY.....	-	-	-	-	11	11 100	11 250	14 875
TOTAL.....	701	3 501 696	3 511 167	3 629 750	2 861	17 364 085	17 404 967	18 078 278
0015040	ASSES, BURROS, MULES, HORSES, LIVE, NES							(NO)
CANADA.....	-	-	-	-	81	66 877	68 287	68 287
TOTAL.....	-	-	-	-	81	66 877	68 287	68 287
0018000	POULTRY, ANIMALS, CHIEFLY FOR FOOD, LIVE, NES							(NO)
CANADA.....	-	147 874	148 735	148 747	-	1 134 084	1 141 800	1 142 798

Table 2. Schedule A Commodity by Country of Origin,
Customs Value, F.a.s. and C.i.f.—Continued

(For information on coverage, definitions of Customs, f.a.s., and c.i.f. values, see Explanation of Statistics. Shipments valued less than \$251 are shown only under Schedule A commodity number 990.0000 and excluded from all other commodities. OTH CTY represents total for countries averaging under \$1,000 per month based on Customs Value)

Country of origin	Schedule A commodity number, description and unit of quantity							
	Current month				Cumulative, January to date			
	Net quantity	Value (dollars)			Net quantity	Value (dollars)		
Customs		F.a.s.	C.i.f.	Customs		F.a.s.	C.i.f.	
W GERM.....	-	-	-	-	-	31 290	31 290	32 690
SPAIN.....	-	750	750	1 137	-	15 120	15 120	17 655
OTH CTY.....	-	-	-	-	-	6 898	7 217	7 918
TOTAL.....	-	148 624	149 485	149 884	-	1 187 392	1 195 427	1 201 061
0111010	BEEF, FRESH, CHILLED, OR FROZEN, WITH BONE							(LB)
BELIZE.....	-	-	-	-	20 439	11 227	11 227	11 993
HONDURA.....	-	-	-	-	865 532	605 866	556 528	594 733
NICARAG.....	73 404	53 654	53 654	56 887	109 894	81 829	81 829	86 674
C RICA.....	108 986	51 329	51 329	53 524	752 834	350 358	350 358	377 485
DOM REP.....	97 572	47 809	47 809	52 819	999 342	516 046	516 065	548 890
AUSTRAL.....	72 441	36 886	36 886	40 724	802 693	573 160	573 150	659 883
OTH CTY.....	1 938	291	291	362	2 384	670	675	746
TOTAL.....	354 341	189 969	189 969	204 316	3 553 118	2 139 156	2 089 832	2 280 404
0111020	BEEF, FRESH, CHILLED, OR FROZEN, WITHOUT BONE							(LB)
CANADA.....	491 329	304 984	303 549	306 109	3 279 813	1 944 408	1 951 154	1 953 714
MEXICO.....	2 238 930	1 394 413	1 400 780	1 400 780	8 304 692	4 967 257	4 993 490	4 996 691
GUATMAL.....	1 042 854	683 458	683 458	727 008	9 069 810	5 825 937	5 838 937	6 200 779
SALVADR.....	509 765	263 397	263 397	283 052	1 949 787	1 118 042	1 118 034	1 192 734
HONDURA.....	1 638 939	861 817	861 817	921 917	10 269 052	5 135 211	5 135 091	5 519 012
NICARAG.....	2 469 606	1 394 794	1 399 794	1 565 672	14 903 121	7 737 344	7 742 252	8 634 203
C RICA.....	4 902 233	2 503 039	2 500 999	2 703 771	25 418 575	12 016 102	12 014 689	13 070 957
PANAMA.....	-	-	-	-	959 278	471 236	471 236	502 110
HAITI.....	-	-	-	-	177 960	94 692	94 692	103 940
DOM REP.....	655 768	345 646	345 612	365 033	1 279 486	656 335	656 301	699 124
U KING.....	-	-	-	-	523 560	209 549	209 549	250 074
IRELAND.....	-	-	-	-	234 060	92 638	92 638	105 642
AUSTRAL.....	34 814 064	13 448 843	13 449 879	17 275 849	301 024 330	131 544 037	131 536 643	164 040 350
N ZEAL.....	23 397 085	8 948 632	8 968 995	11 495 144	109 034 743	45 721 143	45 734 688	56 541 670
TOTAL.....	72 160 573	30 149 023	30 178 280	37 044 335	486 428 267	217 533 931	217 589 394	263 811 000
0111030	VEAL, FRESH, CHILLED, OR FROZEN							(LB)
CANADA.....	-	-	-	-	48 436	24 434	24 724	24 724
AUSTRAL.....	437 811	190 081	189 768	238 966	3 110 723	1 350 959	1 360 025	1 725 930
N ZEAL.....	426 493	205 902	199 320	249 518	6 471 562	3 255 801	3 242 248	3 843 870
TOTAL.....	864 304	395 983	389 088	488 484	9 630 721	4 631 194	4 626 997	5 594 524
0111040	BEEF AND VEAL, PREPARED, FRESH, CHILLED, OR FROZEN, BUT NOT OTHERWISE PRESERVED							(LB)
GUATMAL.....	24 687	11 479	11 479	12 792	30 555	13 694	13 694	15 253
NICARAG.....	-	-	-	-	26 520	8 752	8 752	9 806
ARGENT.....	-	-	-	-	90 441	69 242	69 616	72 789
AUSTRAL.....	-	-	-	-	339 322	336 205	292 836	328 923
OTH CTY.....	1 860	614	614	684	11 718	5 231	5 332	5 738
TOTAL.....	26 547	12 093	12 093	13 476	498 556	433 124	390 230	432 509
0112020	MUTTON, FRESH, CHILLED, OR FROZEN							(LB)
AUSTRAL.....	11 220	7 742	7 742	9 201	48 420	17 937	17 937	23 810
TOTAL.....	11 220	7 742	7 742	9 201	48 420	17 937	17 937	23 810
0112040	LAMB, FRESH, CHILLED, OR FROZEN							(LB)
AUSTRAL.....	364 611	104 194	104 194	147 497	2 703 722	1 144 065	1 143 065	1 485 234
N ZEAL.....	913 927	647 045	646 962	766 884	6 374 866	4 448 048	4 449 969	5 229 196
OTH CTY.....	-	-	-	-	800	3 600	3 670	3 670
TOTAL.....	1 278 538	751 239	751 156	914 381	9 079 388	5 595 713	5 596 704	6 718 100
0112060	GOAT MEAT, FRESH, CHILLED, OR FROZEN							(LB)
HAITI.....	112 280	95 438	95 438	99 311	208 637	177 661	177 661	185 420
TOTAL.....	112 280	95 438	95 438	99 311	208 637	177 661	177 661	185 420
0113000	PORK, FRESH, CHILLED, OR FROZEN							(LB)
CANADA.....	5 015 168	3 679 630	3 737 523	3 737 523	17 608 438	12 971 467	13 138 747	13 139 293
OTH CTY.....	-	-	-	-	6 234	3 684	3 684	4 675
TOTAL.....	5 015 168	3 679 630	3 737 523	3 737 523	17 614 672	12 975 151	13 142 431	13 143 968
0115000	HORSEMEAT, FRESH OR FROZEN, NOT IN CNTNRS WEIGHING WITH THEIR CONTENTS UNDER 10LBS EACH							(LB)
MEXICO.....	63 300	16 775	16 775	16 775	202 980	53 137	53 137	53 137
TOTAL.....	63 300	16 775	16 775	16 775	202 980	53 137	53 137	53 137
0116000	MEAT OFFAL, EDIBLE, FRESH, CHILLED, OR FROZEN, OF ALL ANIMALS, EXCEPT BIRDS							(LB)
CANADA.....	248 248	63 165	65 756	65 756	805 879	215 273	223 179	222 991
HONDURA.....	7 320	3 806	3 806	3 996	29 480	9 868	9 868	11 010
AUSTRAL.....	66 660	24 088	24 088	32 122	432 446	149 529	149 529	195 757
N ZEAL.....	17 990	8 853	8 853	10 800	244 310	149 733	149 733	172 118
OTH CTY.....	4 900	2 107	2 107	2 263	23 340	8 939	8 939	9 889
TOTAL.....	345 118	102 019	104 610	114 937	1 535 455	533 342	541 248	611 765
0119020	FROG MEAT							(LB)
MEXICO.....	11 200	16 800	16 800	16 800	13 910	19 158	19 158	19 158

Table 2. Schedule A Commodity by Country of Origin,
Customs Value, F.a.s. and C.i.f.—Continued

(For information on coverage, definitions of Customs, f.a.s., and c.i.f. values, see Explanation of Statistics. Shipments valued less than \$251 are shown only under Schedule A commodity number 990.0000 and excluded from all other commodities. OTH CTY represents total for countries averaging under \$1,000 per month based on Customs Value)

Country of origin	Schedule A commodity number, description and unit of quantity							
	Current month				Cumulative, January to date			
	Net quantity	Value (dollars)			Net quantity	Value (dollars)		
Customs		F.a.s.	C.i.f.	Customs		F.a.s.	C.i.f.	
NETHLDs.....	39 600	36 252	36 252	39 600	117 540	121 318	121 318	131 034
INDIA.....	188 050	148 319	148 319	179 841	751 926	747 212	747 212	862 174
INDNSIA.....	5 300	6 406	6 406	7 405	5 300	6 406	6 406	7 405
JAPAN.....	31 500	44 427	44 427	48 570	169 824	285 617	285 617	309 668
TOTAL.....	275 650	252 204	252 204	292 216	1 058 500	1 179 711	1 179 711	1 329 439
0119040	MEATS, HORSE, GAME ANIMALS & BIRDS, FRSH, CHILLD, FRZN, WHOLE, PLKED, BEHEADED, OR EVIS (LB)							
MEXICO.....	-	-	-	-	21 127	9 085	9 085	9 085
NICARAG.....	31 150	22 503	22 503	24 160	144 800	120 993	120 993	127 842
JAMAICA.....	3 220	5 797	5 797	6 268	60 530	68 917	68 917	73 776
ECUADOR.....	-	-	-	-	72 964	45 525	45 525	56 586
CHINA M.....	-	-	-	-	697 270	333 417	326 217	415 014
AUSTRAL.....	-	-	-	-	70 500	46 295	46 295	51 700
N ZEAL.....	6 000	9 204	9 204	9 612	37 160	49 138	49 138	53 288
OTH CTY.....	1 130	1 184	876	989	5 560	5 422	5 114	5 811
TOTAL.....	41 500	38 688	38 380	41 029	1 109 911	678 792	671 284	793 102
0121020	HAMS AND SHOULDERS, PORK, PREPARED OR PRESERVED EXCEPT BONED, COOKED OR CANNED (LB)							
CANADA.....	54 568	96 816	97 474	97 474	274 901	482 705	485 578	485 578
BELGIUM.....	-	-	-	-	4 411	9 875	9 875	10 250
W GERM.....	-	-	-	-	17 880	45 101	45 101	47 355
SPAIN.....	-	-	-	-	2 980	7 061	7 061	8 484
OTH CTY.....	-	-	-	-	21 802	4 214	4 307	4 307
TOTAL.....	54 568	96 816	97 474	97 474	321 974	548 956	551 922	555 974
0121040	BACON, PREPARED OR PRESERVED, EXCEPT BONED, COOKED, AND CANNED (LB)							
CANADA.....	57 643	85 621	86 222	86 222	317 568	474 584	478 109	478 109
IRELAND.....	-	-	-	-	4 682	5 455	5 455	6 917
OTH CTY.....	-	-	-	-	2 412	424	425	425
TOTAL.....	57 643	85 621	86 222	86 222	324 662	480 463	483 989	485 451
0121060	PORK, NSPF, PREPARED OR PRESERVED, EXCEPT BONED, COOKED, AND CANNED (LB)							
CANADA.....	5 081	5 644	5 699	5 838	32 672	44 832	45 547	46 064
NETHLDs.....	-	-	-	-	19 440	9 453	9 453	10 935
YUGOSLV.....	-	-	-	-	17 640	18 909	18 909	20 286
OTH CTY.....	-	-	-	-	534	1 694	1 694	1 770
TOTAL.....	5 081	5 644	5 699	5 838	70 286	74 888	75 603	79 055
0133000	EXTRACT, MEAT, INCLUDING FLUID (LB)							
BRAZIL.....	-	-	-	-	16 800	115 920	115 920	117 552
ARGENT.....	12 656	91 879	91 879	93 729	48 200	346 859	349 858	356 789
U KING.....	-	-	-	-	1 102	6 887	6 887	7 178
SWITZLD.....	-	-	-	-	5 423	13 009	13 009	13 728
ITALY.....	-	-	-	-	10 192	71 344	71 344	72 388
AUSTRAL.....	-	-	-	-	40 665	307 641	387 678	391 939
OTH CTY.....	12 880	2 427	2 569	2 569	22 480	4 251	4 422	4 422
TOTAL.....	25 536	94 306	94 448	96 298	144 862	865 911	949 118	963 996
0134020	SAUSAGES, PORK (LB)							
CANADA.....	247 168	320 695	322 215	325 306	1 112 802	1 456 722	1 466 167	1 474 537
DENMARK.....	43 519	48 419	48 419	50 199	525 946	552 741	552 741	576 191
ITALY.....	114 008	152 710	152 710	165 823	173 076	244 384	244 384	265 863
TOTAL.....	404 695	521 824	523 344	541 328	1 811 824	2 253 847	2 263 292	2 316 591
0134040	SAUSAGES, BEEF (LB)							
CANADA.....	288	580	580	638	47 225	41 496	41 763	41 837
GUATMAL.....	-	-	-	-	27 720	16 632	16 632	17 788
DENMARK.....	283 944	324 995	324 985	340 854	1 183 288	1 283 973	1 285 179	1 351 067
W GERM.....	3 016	5 175	5 175	5 565	37 988	44 469	44 469	48 695
TOTAL.....	287 248	330 750	330 740	347 057	1 296 221	1 386 570	1 388 043	1 459 387
0134060	SAUSAGES, EXCEPT PORK AND BEEF (LB)							
CANADA.....	31 779	26 324	26 473	26 542	174 304	150 424	151 679	151 828
GUATMAL.....	25 152	15 432	15 432	16 423	39 240	25 628	25 628	27 578
DENMARK.....	142 488	147 078	147 078	153 519	959 930	1 000 732	994 882	1 048 247
W GERM.....	1 703	2 122	2 122	2 423	144 221	190 505	190 505	203 303
POLAND.....	-	-	-	-	76 950	68 198	68 198	73 576
OTH CTY.....	-	-	-	-	931	1 549	1 549	1 697
TOTAL.....	201 122	190 956	191 105	198 907	1 395 576	1 437 036	1 432 441	1 506 229
0139010	GOOSE LIVER PRODUCTS (LB)							
FRANCE.....	3 139	25 442	25 434	27 592	30 669	171 542	171 532	178 524
TOTAL.....	3 139	25 442	25 434	27 592	30 669	171 542	171 532	178 524
0139020	HAMS AND SHOULDERS, PORK, BONED, COOKED AND PACKED IN AIRTIGHT CONTAINERS (LB)							
CANADA.....	31 796	49 456	49 861	49 861	215 940	334 064	336 028	336 028
SWEDEN.....	-	-	-	-	679 038	845 497	845 497	891 040
DENMARK.....	6 251 219	8 584 983	8 589 336	8 998 495	35 894 150	46 645 444	46 639 412	48 988 445
U KING.....	-	-	-	-	116 688	119 621	119 621	127 263
NETHLDs.....	4 106 093	5 672 801	5 694 405	5 942 431	30 576 247	39 959 006	39 942 946	41 719 523

Table 2. Schedule A Commodity by Country of Origin, Customs Value, F.a.s. and C.i.f.—Continued

(For information on coverage, definitions of Customs, f.a.s., and c.i.f. values, see Explanation of Statistics. Shipments valued less than \$251 are shown only under Schedule A commodity number 990.000 and excluded from all other commodities. OTH CTY represents total for countries averaging under \$1,000 per month based on Customs Value)

Country of origin	Schedule A commodity number, description and unit of quantity							
	Current month				Cumulative, January to date			
	Net quantity	Value (dollars)			Net quantity	Value (dollars)		
Customs		F.a.s.	C.i.f.	Customs		F.a.s.	C.i.f.	
W GERM.....	-	-	-	-	344 064	377 750	367 749	391 196
CZECHO.....	176 736	210 516	210 516	222 963	176 736	210 516	210 516	222 963
HUNGARY.....	543 834	557 834	557 834	584 921	4 201 639	4 299 820	4 299 819	4 538 519
POLAND.....	5 600 955	6 640 740	6 636 745	7 062 857	35 375 088	40 290 161	40 283 810	42 835 192
SPAIN.....	-	-	-	-	96 822	102 568	102 568	113 952
PORTUGL.....	-	-	-	-	34 992	50 650	50 650	52 488
YUGOSLV.....	2 851 412	3 341 354	3 341 954	3 579 184	9 566 032	10 168 608	10 162 013	10 937 150
ROMANIA.....	296 042	280 114	280 114	304 273	2 002 858	2 032 230	2 015 729	2 159 805
BULGAR.....	76 320	77 407	77 407	79 352	195 320	206 495	206 495	215 047
AUSTRAL.....	36 720	42 713	42 713	44 993	36 720	42 713	42 713	44 993
N ZEAL.....	-	-	-	-	36 000	14 837	14 837	18 720
TOTAL.....	19 971 127	25 457 918	25 480 885	26 869 350	119 548 334	145 699 980	145 660 403	153 592 344
0139030	BACON, PORK, BONED, COOKED AND PACKED IN AIRTIGHT CONTAINERS							(LB)
CANADA.....	756	1 997	1 999	1 999	9 736	24 547	24 618	24 618
SWEDEN.....	-	-	-	-	20 160	18 340	18 340	19 824
DENMARK.....	25 920	26 896	26 896	28 511	470 592	440 820	440 820	468 191
IRELAND.....	-	-	-	-	36 000	40 984	40 984	45 416
W GERM.....	-	-	-	-	65 000	29 338	29 338	33 542
HUNGARY.....	-	-	-	-	98 802	51 900	51 899	55 044
POLAND.....	-	-	-	-	75 700	36 424	36 424	40 956
ROMANIA.....	-	-	-	-	301 270	185 074	185 074	204 701
BULGAR.....	-	-	-	-	65 000	34 110	34 110	38 310
TOTAL.....	26 676	28 893	28 895	30 510	1 142 260	861 537	861 607	930 602
0139040	PORK, NSPF, BONED, COOKED AND PACKED IN AIRTIGHT CONTAINERS							(LB)
DENMARK.....	192 885	163 579	163 579	175 200	552 209	464 968	464 968	500 703
NETHLDs.....	127 272	96 083	96 083	106 036	407 421	292 286	292 286	316 398
W GERM.....	-	-	-	-	33 320	25 767	25 767	27 691
POLAND.....	466 399	414 444	414 444	442 066	2 599 343	2 249 225	2 249 225	2 400 914
ROMANIA.....	61 614	43 359	43 359	48 348	448 056	363 081	363 081	389 130
BULGAR.....	-	-	-	-	28 800	23 191	23 191	24 754
OTH CTY.....	840	708	708	740	8 886	7 545	7 552	8 273
TOTAL.....	849 010	718 173	718 173	772 390	4 078 035	3 426 063	3 426 070	3 667 863
0139050	BEEF, EXCEPT SAUSAGES, PREPARED OR PRESERVED, IN AIRTIGHT CONTAINERS							(LB)
C RICA.....	-	-	-	-	69 149	42 270	42 270	44 900
BERMUDA.....	-	-	-	-	18 000	15 750	15 750	16 647
BRAZIL.....	1 340 371	1 000 763	1 000 133	1 066 572	7 738 301	6 186 113	6 173 635	6 558 158
PARAGUA.....	242 785	194 164	194 874	206 777	1 775 620	1 586 245	1 593 846	1 679 754
ARGENT.....	1 403 581	1 067 280	1 068 660	1 131 009	6 959 443	5 930 855	5 941 395	6 256 449
FRANCE.....	-	-	-	-	29 493	18 408	18 408	19 329
ITALY.....	-	-	-	-	29 937	40 223	40 223	42 906
N ZEAL.....	5 386	10 214	10 214	10 500	53 791	68 021	68 021	70 774
OTH CTY.....	-	-	-	-	1 250	2 975	2 997	2 997
TOTAL.....	2 992 123	2 272 421	2 273 881	2 414 858	16 674 984	13 890 860	13 896 545	14 691 914
0139060	BEEF OR VEAL, PICKLED OR CURED, PREPARED OR PRESERVED, NSPF							(LB)
CANADA.....	2 370	13 700	13 800	14 978	11 480	62 485	63 020	67 817
GUATMAL.....	2 000	1 000	1 000	1 055	19 500	9 750	9 750	10 378
BRAZIL.....	199 623	176 457	176 457	192 010	908 614	928 826	928 826	999 801
ARGENT.....	1 130 704	937 196	951 921	1 019 221	6 481 047	5 803 184	5 909 156	6 561 112
N ZEAL.....	2 200	1 926	1 926	2 200	44 980	113 381	113 381	122 131
OTH CTY.....	-	-	-	-	7 644	5 242	5 242	5 550
TOTAL.....	1 336 897	1 130 279	1 145 104	1 229 464	7 473 265	6 922 868	7 029 375	7 766 789
0139070	MEAT, EXCEPT FROG, INCLUDING BIRD, EDIBLE OFFAL, PREP OR PRES, NSPF, AND CORN BEEF HASH							(LB)
CANADA.....	10 729	6 263	6 643	6 685	70 488	51 301	52 080	53 364
BRAZIL.....	-	-	-	-	179 948	150 000	150 000	159 758
SWEDEN.....	1 523	2 671	2 671	2 945	33 610	31 379	31 379	34 283
DENMARK.....	382 632	271 966	270 012	294 625	2 171 727	1 495 384	1 463 203	1 599 564
NETHLDs.....	-	-	-	-	119 520	42 387	41 706	47 624
FRANCE.....	84 894	255 729	255 729	266 126	341 824	857 109	846 192	888 009
POLAND.....	748 494	347 097	347 097	392 197	1 846 386	866 143	863 443	972 156
ITALY.....	-	-	-	-	2 577	15 213	15 213	15 683
YUGOSLV.....	26 508	52 384	52 384	54 000	52 963	104 084	104 084	108 000
TURKEY.....	-	-	-	-	49 561	132 189	132 189	135 726
HG KONG.....	-	-	-	-	1 017	6 021	6 021	6 153
AUSTRAL.....	-	-	-	-	57 793	70 703	64 935	71 257
N ZEAL.....	-	-	-	-	43 845	25 866	25 866	30 949
OTH CTY.....	2 370	2 589	2 589	2 853	11 398	10 319	10 319	11 438
TOTAL.....	1 257 150	938 699	937 125	1 019 431	4 982 657	3 858 098	3 806 630	4 133 964
0221000	MILK AND CREAM, INCLUDING BUTTERMILK, SKIMMED MILK AND WHEY, EVAPORATED OR CONDENSED							(LB)
DENMARK.....	18 821	7 883	7 883	9 244	200 902	91 268	91 268	100 057
NETHLDs.....	16 617	6 482	6 482	7 323	45 936	17 489	17 491	19 141
OTH CTY.....	630	316	316	316	830	816	816	892
TOTAL.....	36 068	14 681	14 681	16 883	247 668	109 573	109 575	120 090
0222000	MILK AND CREAM, INCLUDING BUTTERMILK, SKIMMED MILK AND WHEY, DRIED							(LB)
CANADA.....	-	-	-	-	121 000	64 250	64 250	64 250
NORWAY.....	-	-	-	-	10 818	7 116	7 116	8 883
N ZEAL.....	-	-	-	-	137 346	54 856	54 856	61 806
TOTAL.....	-	-	-	-	269 164	126 222	126 222	134 939

Table 2. Schedule A Commodity by Country of Origin,
Customs Value, F.a.s. and C.i.f.—Continued

(For information on coverage, definitions of Customs, f.a.s., and c.i.f. values, see Explanation of Statistics. Shipments valued less than \$251 are shown only under Schedule A commodity number 990.0000 and excluded from all other commodities. OTH CTY represents total for countries averaging under \$1,000 per month based on Customs Value)

Country of origin	Schedule A commodity number, description and unit of quantity							
	Current month				Cumulative, January to date			
	Net quantity	Value (dollars)			Net quantity	Value (dollars)		
Customs		F.a.s.	C.i.f.	Customs		F.a.s.	C.i.f.	
0223000	MILK, CREAM, WHEY, YOGHURT, FLUID, FRESH, SOUR OR FERMENTED, CONT NOT OVER 45% BUTTERFAT							
N ZEAL.....	-	-	-	-	-	1 104 897	1 104 897	1 372 121
OTH CTY.....	-	-	-	-	-	333	333	376
TOTAL.....	-	-	-	-	-	1 105 230	1 105 230	1 372 497
0230000	BUTTER AND FRESH OR SOUR CREAM CONTAINING OVER 45 PERCENT OF BUTTERFAT (LB)							
DENMARK.....	9 720	6 901	6 901	7 688	36 998	33 450	33 450	37 242
N ZEAL.....	37 038	18 216	18 216	22 036	111 112	54 648	54 648	66 109
OTH CTY.....	-	-	-	-	980	627	627	684
TOTAL.....	46 758	25 117	25 117	29 724	149 090	88 725	88 725	104 035
0240005	CHEESE, BLUE-MOLD (LB)							
DENMARK.....	227 902	243 229	243 229	265 116	1 120 926	1 140 607	1 140 567	1 242 719
U KING.....	16 855	23 125	21 866	23 384	60 496	80 072	78 153	83 557
W GERM.....	9 499	10 006	10 006	10 734	9 499	10 006	10 006	10 734
ITALY.....	12 519	17 259	17 174	18 849	32 411	42 386	42 216	46 391
OTH CTY.....	8 500	6 814	6 615	7 298	12 591	11 480	11 281	12 290
TOTAL.....	275 275	300 433	298 890	325 381	1 235 923	1 284 551	1 282 223	1 395 691
0240010	CHEESE, CHEDDAR (LB)							
CANADA.....	1 350	1 495	1 565	1 565	348 415	440 476	369 630	422 726
AUSTRAL.....	-	-	-	-	87 864	43 925	43 925	55 793
N ZEAL.....	-	-	-	-	573 388	320 769	320 769	361 006
OTH CTY.....	2 098	1 072	1 072	1 217	4 560	4 012	4 012	4 415
TOTAL.....	3 448	2 567	2 637	2 782	1 014 227	809 182	738 336	843 940
0240015	CHEESE, EDAM AND GOUDA (LB)							
SWEDEN.....	10 573	6 527	6 527	7 189	30 539	18 124	18 124	20 267
NORWAY.....	1 500	735	735	899	6 931	5 285	5 285	5 769
FINLAND.....	2 700	1 485	1 230	1 599	12 705	5 997	5 575	6 363
DENMARK.....	5 250	5 674	5 674	6 143	9 308	9 852	9 852	10 630
NETHLDs.....	582 144	619 030	608 629	664 146	2 967 904	3 108 706	3 063 127	3 340 491
W GERM.....	-	-	-	-	32 280	34 029	34 029	34 712
OTH CTY.....	3 958	4 880	4 988	5 304	8 052	8 612	8 720	9 306
TOTAL.....	606 125	638 331	627 783	685 280	3 067 719	3 190 605	3 144 712	3 427 538
0240020	CHEESE, ROQUEFORT (LB)							
FRANCE.....	66 351	138 635	138 635	145 273	500 897	1 016 864	1 015 864	1 064 933
TOTAL.....	66 351	138 635	138 635	145 273	500 897	1 016 864	1 015 864	1 064 933
0240025	CHEESES, REGGIANO, PARMESANO, PROVOLONI, PROVOLLETTE, AND ROMANO MADE FROM COWS MILK (LB)							
ARGENT.....	500 729	446 984	441 682	494 310	1 970 398	1 651 285	1 544 411	1 750 748
ITALY.....	166 354	259 484	257 718	274 444	710 129	1 113 033	1 088 909	1 161 699
TOTAL.....	667 083	706 468	699 400	768 754	2 680 527	2 764 318	2 633 320	2 912 447
0240030	CHEESE, SWISS OR EMMENTHALER WITH EYE FORMATION (LB)							
CANADA.....	-	-	-	-	13 522	12 205	12 576	13 690
ICELAND.....	45 817	38 715	38 715	41 439	266 140	220 395	220 395	235 193
SWEDEN.....	-	-	-	-	37 527	34 150	34 150	36 182
NORWAY.....	866 166	785 084	780 427	850 529	4 555 327	4 072 908	4 058 944	4 363 776
FINLAND.....	408 849	358 629	338 231	371 576	3 321 963	2 754 254	2 699 632	2 918 102
DENMARK.....	66 702	59 745	59 839	65 519	708 923	672 879	672 467	726 966
IRELAND.....	-	-	-	-	6 995	5 577	5 561	5 976
NETHLDs.....	62 691	59 536	59 536	62 837	85 335	80 505	80 505	84 876
FRANCE.....	882	820	820	863	19 650	19 916	19 916	23 422
W GERM.....	35 012	33 149	33 149	36 083	133 513	107 561	108 159	118 256
AUSTRIA.....	819 449	659 786	659 786	726 355	3 810 067	3 172 064	3 166 840	3 448 315
HUNGARY.....	-	-	-	-	44 092	20 578	20 578	23 000
SWITZLD.....	580 269	684 609	685 253	733 496	2 265 583	2 652 898	2 651 785	2 818 918
TOTAL.....	2 885 837	2 680 073	2 655 756	2 888 697	15 268 637	13 825 890	13 751 508	14 816 672
0240035	CHEESE, GRUYERE-PROCESS (LB)							
NORWAY.....	16 474	20 290	20 300	22 024	57 507	57 276	57 286	61 242
FINLAND.....	149 985	77 849	75 722	84 192	898 034	456 423	437 075	485 561
DENMARK.....	63 044	80 866	80 866	85 358	539 897	686 510	686 510	720 681
IRELAND.....	-	-	-	-	77 093	58 573	61 969	65 906
NETHLDs.....	1 350	990	990	1 052	7 965	7 461	7 461	7 962
FRANCE.....	39 235	45 137	45 137	48 131	238 124	267 046	267 041	284 839
W GERM.....	2 109	2 215	2 215	2 460	106 187	62 917	62 917	70 067
AUSTRIA.....	70 505	41 171	41 171	44 332	300 798	176 533	176 433	194 869
SWITZLD.....	61 252	74 812	74 850	79 666	799 446	957 556	883 461	1 023 940
ISRAEL.....	-	-	-	-	13 930	17 442	17 442	18 709
OTH CTY.....	-	-	-	-	3 996	2 717	2 717	3 366
TOTAL.....	403 954	343 330	341 251	367 215	3 042 977	2 750 454	2 660 312	2 937 142
0240040	CHEESES MADE FROM SHEEPS MILK, IN ORIGINAL LOAVES AND SUITABLE FOR GRATING (LB)							
ITALY.....	351 673	464 087	438 218	473 988	5 198 018	6 944 135	5 172 673	6 524 091
GREECE.....	119 472	69 908	69 908	82 968	123 857	74 601	74 601	88 108
ROMANIA.....	-	-	-	-	128 367	74 861	74 861	86 111
TOTAL.....	471 145	533 995	508 126	556 956	5 450 242	7 093 597	6 322 135	6 698 310

Table 2. Schedule A Commodity by Country of Origin, Customs Value, F.a.s. and C.i.f.—Continued

(For information on coverage, definitions of Customs, f.a.s., and c.i.f. values, see Explanation of Statistics. Shipments valued less than \$251 are shown only under Schedule A commodity number 990.0000 and excluded from all other commodities. OTH CTY represents total for countries averaging under \$1,000 per month based on Customs Value)

Country of origin	Schedule A commodity number, description and unit of quantity							
	Current month				Cumulative, January to date			
	Net quantity	Value (dollars)			Net quantity	Value (dollars)		
Customs		F.a.s.	C.i.f.	Customs		F.a.s.	C.i.f.	
0240045	CHEESE, PECORINO, IN ORIGINAL LOAVES, NOT SUITABLE FOR GRATING (LB)							
PORTUGL.....	6 825	13 157	12 968	14 055	14 471	26 937	26 748	29 666
ITALY.....	261 142	298 306	273 050	301 717	564 425	675 624	642 143	704 779
YUGOSLV.....	-	-	-	-	171 394	112 772	113 162	130 911
GREECE.....	133 211	122 152	122 152	135 992	727 239	633 903	631 134	711 909
ROMANIA.....	87 299	47 122	47 122	57 356	874 648	444 993	444 993	533 721
BULGAR.....	26 455	21 900	21 900	25 692	469 479	381 502	381 502	435 399
TOTAL.....	514 932	502 637	477 192	534 812	2 821 656	2 275 731	2 239 662	2 546 385
0240055	CHEESES, BRYNDZA, GJETOST, GOYA, SBRINZ, GAMMELOST, NOKKELOST, SHEEPS MILK CHEESE, NSPF (LB)							
CANADA.....	21 293	27 463	27 672	27 725	453 215	440 388	443 573	443 618
SALVADR.....	8 580	9 903	9 903	10 847	43 005	50 563	50 463	55 451
ARGENT.....	-	-	-	-	17 457	16 534	16 547	18 522
ICELAND.....	-	-	-	-	185 568	69 154	69 154	79 794
SWEDEN.....	128 145	84 554	84 554	93 716	853 948	556 730	554 305	619 555
NORWAY.....	61 217	52 799	52 192	58 349	401 124	345 870	345 015	373 264
FINLAND.....	57 052	33 021	33 195	36 901	386 465	216 200	217 517	242 763
DENMARK.....	1 112 599	1 025 727	1 028 044	1 113 382	4 613 803	4 027 142	4 020 799	4 369 723
U KING.....	49 524	37 891	37 891	40 624	191 876	201 436	198 456	212 897
IRELAND.....	-	-	-	-	48 121	42 421	42 421	45 518
NETHLD.....	15 565	18 141	18 141	19 549	407 436	380 194	379 064	404 734
BELGIUM.....	3 228	3 932	4 072	4 301	9 307	10 054	10 194	10 761
FRANCE.....	650 642	921 751	917 712	1 035 016	3 433 278	4 793 658	4 647 290	5 397 646
W GERM.....	38 839	44 817	44 872	48 759	258 671	256 584	256 639	277 623
AUSTRIA.....	31 070	27 258	27 258	30 062	261 831	215 779	215 779	233 080
CZECHO.....	66 138	23 223	23 868	29 500	110 230	38 098	38 743	48 400
HUNGARY.....	-	-	-	-	39 683	27 747	27 747	32 029
SWITZLD.....	130 202	134 908	135 025	145 823	885 174	933 933	893 173	1 004 296
POLAND.....	494 099	224 213	224 213	255 825	909 195	419 310	419 310	476 181
SPAIN.....	-	-	-	-	5 750	7 086	7 086	11 771
PORTUGL.....	286	517	520	520	127 811	162 398	162 151	175 263
ITALY.....	31 941	38 138	38 068	41 816	238 013	291 217	287 947	316 879
GREECE.....	-	-	-	-	133 064	115 703	115 703	127 973
ISRAEL.....	-	-	-	-	77 003	67 730	67 770	73 882
AUSTRAL.....	6 552	3 359	3 359	4 161	54 086	44 919	45 803	52 376
N ZEAL.....	-	-	-	-	214 353	116 878	116 878	131 749
OTH CTY.....	1 380	1 450	1 450	1 658	5 732	4 497	4 497	5 563
TOTAL.....	2 908 352	2 713 065	2 712 009	2 998 534	14 365 199	13 852 223	13 654 024	15 241 773
0250000	EGGS, ALBUMEN, AND BIRD-EGG YOLKS, FRESH, FROZEN, PREPARED OR PRESERVED							
CANADA.....	-	136 771	138 627	139 166	-	1 284 179	1 303 681	1 305 013
NICARAG.....	-	-	-	-	-	7 140	7 140	7 820
CHINA M.....	-	13 907	13 901	16 439	-	75 776	75 993	92 182
HG KONG.....	-	5 492	5 546	6 304	-	38 138	38 568	43 315
CHINA T.....	-	25 818	25 817	29 412	-	94 995	94 994	109 778
OTH CTY.....	-	364	364	741	-	8 587	8 604	10 324
TOTAL.....	-	182 352	184 255	192 062	-	1 508 815	1 528 980	1 568 432
0311004	TUNA, ALBACORE, FRESH, CHILLED, OR FROZEN BUT NOT OTHERWISE PREPARED OR PRESERVED (LB)							
CANADA.....	60 050	23 992	23 992	23 992	72 528	27 419	27 419	27 419
MEXICO.....	99 207	22 500	22 500	22 500	99 207	22 500	22 500	22 500
PANAMA.....	-	-	-	-	73 684	20 943	20 943	23 532
TRINID.....	216 860	65 391	66 708	73 314	1 039 990	334 020	339 758	367 354
N ANTIL.....	403 200	141 120	141 120	156 946	2 038 885	775 142	775 142	827 667
MALAYSA.....	448 402	130 268	130 268	155 933	2 925 626	1 060 441	1 060 441	1 227 649
SINGAPR.....	-	-	-	-	475 022	177 017	177 017	203 072
PHIL R.....	41 494	12 220	12 220	14 560	41 494	12 220	12 220	14 560
KOR REP.....	112 512	22 502	22 502	26 018	765 310	216 321	216 321	246 215
CHINA T.....	932 106	236 398	236 398	274 998	6 515 874	2 084 123	2 084 123	2 454 094
JAPAN.....	3 775 835	1 109 334	1 135 550	1 314 809	15 710 458	5 765 772	5 842 594	6 605 418
N ZEAL.....	-	-	-	-	63 980	9 183	9 183	16 615
BR P IS.....	600 300	210 105	210 105	237 119	600 300	210 105	210 105	237 119
OPAC IS.....	-	-	-	-	280 000	103 880	103 880	119 500
CNRY I.....	-	-	-	-	3 767 826	1 126 506	1 126 506	1 278 785
IVY CST.....	1 747 466	576 664	576 664	601 740	5 229 050	1 805 900	1 787 794	2 017 114
GHANA.....	-	-	-	-	40 000	15 020	15 020	20 254
KENYA.....	-	-	-	-	522 000	234 900	234 900	257 477
MAURIT.....	-	-	-	-	2 606 962	1 059 473	1 059 473	1 118 903
MALAGAS.....	-	-	-	-	1 354 137	612 476	606 187	629 673
F IND O.....	953 300	374 170	374 170	390 019	953 300	374 170	374 170	390 019
REP SA.....	-	-	-	-	32 106	13 399	13 399	16 683
TOTAL.....	9 390 732	2 924 664	2 952 197	3 291 948	45 207 739	16 060 930	16 119 095	18 121 622
0311014	TUNA, YELLOWFIN, FRESH, CHILLED, OR FROZEN, BUT NOT OTHERWISE PREPARED OR PRESERVED (LB)							
MEXICO.....	-	-	-	-	420 707	103 900	103 900	103 900
PANAMA.....	2 376 466	364 221	364 221	440 987	7 588 502	1 314 395	1 315 506	1 638 401
CANAL Z.....	-	-	-	-	296 000	99 900	99 900	109 575
TRINID.....	-	-	-	-	415 410	125 179	124 930	140 878
N ANTIL.....	80 000	25 000	25 000	28 125	2 269 255	1 525 383	1 525 383	1 657 738
ECUADOR.....	937 760	189 687	189 687	225 801	10 832 790	2 636 352	2 636 352	3 123 283
PERU.....	-	-	-	-	1 640 000	413 840	413 840	481 609
FRANCE.....	-	-	-	-	177 820	38 320	38 320	47 033
SPAIN.....	-	-	-	-	1 432 990	317 902	328 871	384 313
MALAYSA.....	137 968	37 318	37 318	42 288	388 914	118 931	118 931	138 143
PHIL R.....	639 720	165 287	165 287	207 320	3 218 587	994 614	994 614	1 227 266

Table 2. Schedule A Commodity by Country of Origin,
Customs Value, F.a.s. and C.i.f.—Continued

(For information on coverage, definitions of Customs, f.a.s., and c.i.f. values, see Explanation of Statistics. Shipments valued less than \$251 are shown only under Schedule A commodity number 990.0000 and excluded from all other commodities. OTH CTY represents total for countries averaging under \$1,000 per month based on Customs Value)

Country of origin	Schedule A commodity number, description and unit of quantity							
	Current month				Cumulative, January to date			
	Net quantity	Value (dollars)			Net quantity	Value (dollars)		
Customs		F.a.s.	C.i.f.	Customs		F.a.s.	C.i.f.	
KOR REP.....	-	-	-	-	745 146	174 589	174 589	260 566
CHINA T.....	480 000	125 695	125 695	152 655	2 560 032	738 260	738 260	875 155
JAPAN.....	1 450 786	254 126	254 126	306 349	10 160 534	1 917 204	1 936 480	2 339 227
NEW GUI.....	-	-	-	-	240 000	81 000	81 000	91 245
BR P IS.....	557 426	180 112	180 112	205 196	557 426	180 112	180 112	205 196
OPAC IS.....	-	-	-	-	944 000	339 539	339 539	389 347
ANGOLA.....	-	-	-	-	156 527	48 910	48 910	67 521
MALAGAS.....	-	-	-	-	897 063	307 028	307 028	345 343
TOTAL.....	6 660 126	1 341 446	1 341 446	1 608 721	44 941 703	11 475 358	11 506 465	13 625 739
0311018	TUNA, SKIPJACK, FRESH, CHILLED OR FROZEN, BUT NOT OTHERWISE PREPARED OR PRESERVED (LB)							
CANADA.....	200 000	20 000	20 000	26 250	200 000	20 000	20 000	26 250
MEXICO.....	-	-	-	-	243 383	55 200	55 200	55 200
PANAMA.....	3 712 120	527 025	527 025	653 689	16 244 319	2 540 539	2 541 228	3 453 530
CANAL Z.....	-	-	-	-	32 000	9 200	9 200	10 238
ECUADOR.....	4 005 860	695 444	695 444	877 487	9 565 410	1 930 304	1 823 304	2 235 480
PERU.....	-	-	-	-	1 187 042	300 899	300 899	341 472
FRANCE.....	-	-	-	-	3 677 040	896 226	896 226	1 070 879
SPAIN.....	99 152	19 657	19 657	26 885	650 302	131 211	135 123	163 982
MALAYSIA.....	-	-	-	-	76 676	18 747	18 747	23 327
PHIL R.....	1 058 801	184 906	184 906	249 711	3 436 710	709 882	709 882	936 485
KOR REP.....	687 237	124 779	124 779	161 024	2 099 421	427 300	427 300	539 936
JAPAN.....	2 249 940	228 033	228 033	298 610	27 398 143	4 760 878	4 772 421	5 928 700
NEW GUI.....	-	-	-	-	2 311 886	508 930	508 930	634 951
BR P IS.....	6 100	1 495	1 495	1 769	838 100	226 135	226 135	261 644
SENEGAL.....	-	-	-	-	1 267 645	370 785	370 785	424 612
ANGOLA.....	3 264 000	666 427	666 427	916 123	4 972 565	1 092 677	1 092 677	1 545 524
MALAGAS.....	-	-	-	-	5 468 000	1 690 735	1 690 735	1 923 376
TOTAL.....	15 283 210	2 467 766	2 467 766	3 211 548	79 668 642	15 689 648	15 598 792	19 575 586
0311021	TUNA, NSPF, FRESH, CHILLED, OR FROZEN, BUT NOT OTHERWISE PREPARED OR PRESERVED (LB)							
CANADA.....	823	1 145	1 145	1 145	55 734	35 734	35 734	35 918
MEXICO.....	6 150	3 690	3 690	3 690	2 063 486	503 950	503 950	503 950
N ANTIL.....	-	-	-	-	938 688	286 300	286 300	299 672
PHIL R.....	40 000	7 560	7 560	9 623	40 000	7 560	7 560	9 623
JAPAN.....	39 380	5 907	5 907	7 138	533 439	80 469	80 469	97 204
CNRY I.....	2 350 000	763 750	763 750	797 414	2 350 000	763 750	763 750	797 414
OTH CTY.....	3 660	687	687	823	63 476	10 066	10 066	15 090
TOTAL.....	2 440 013	782 739	782 739	819 833	6 044 823	1 687 829	1 687 829	1 758 871
0311024	SMELTS & SEA HERRING, FRESH, CHILLED, FROZEN, BUT NOT OTHERWISE PREPARED OR PRESERVED (LB)							
CANADA.....	2 805 882	463 378	459 150	470 429	13 140 934	2 570 918	2 560 631	2 581 305
AZORES.....	1 485	691	691	1 281	9 522	5 216	5 216	8 544
PORTUGL.....	9 880	4 550	4 550	5 840	108 095	42 870	42 870	56 427
OTH CTY.....	108	369	369	492	4 374	6 073	6 074	7 433
TOTAL.....	2 817 355	468 988	464 760	478 042	13 262 925	2 625 077	2 614 791	2 653 709
0311027	WHITEFISH, FRESH, CHILLED, OR FROZEN, WHOLE OR BEHEADED, ETC, BUT NOT OTHWSE PROCESSED (LB)							
CANADA.....	305 487	229 614	236 089	237 015	2 835 928	2 098 048	2 125 405	2 143 786
PERU.....	-	-	-	-	551 190	96 900	96 900	100 120
OTH CTY.....	-	-	-	-	1 639	2 383	2 387	2 937
TOTAL.....	305 487	229 614	236 089	237 015	3 388 757	2 197 331	2 224 692	2 246 843
0311029	PIKE, FRESH, CHILLED OR FROZEN, BEHEAD ETC OR WHOLE, BUT NOT SCALED OR FURTHER PROCESSED (LB)							
CANADA.....	273 581	221 066	223 770	223 985	2 276 488	1 696 331	1 710 454	1 711 069
MEXICO.....	-	-	-	-	28 410	24 049	25 185	25 185
NETHLDs.....	13 460	22 576	22 611	22 611	71 640	97 540	97 637	100 374
OTH CTY.....	-	-	-	-	5 896	6 757	6 830	7 071
TOTAL.....	287 041	243 642	246 381	246 596	2 382 434	1 824 677	1 840 106	1 843 699
0311035	TROUT, FRESH, CHILLED, FROZEN, WHOLE OR BEHEADED, NOT SCALED OR FURTHER PROCESSED (LB)							
CANADA.....	17 562	13 076	13 159	13 159	178 712	136 375	137 104	137 104
BRAZIL.....	-	-	-	-	38 400	15 744	15 744	18 532
ARGENT.....	25 953	6 575	6 575	7 944	25 953	6 575	6 575	7 944
NORWAY.....	-	-	-	-	10 150	13 300	13 300	14 718
JAPAN.....	70 010	51 095	50 330	57 874	624 060	481 699	480 012	535 001
OTH CTY.....	-	-	-	-	900	423	423	493
TOTAL.....	113 525	70 746	70 064	78 977	878 175	654 116	653 158	713 792
0311040	FISH, FRESH-WATER, NES, FRESH, CHILLED, OR FROZEN, WHOLE OR BEHEADED, NOT SCALED (LB)							
CANADA.....	1 032 530	402 368	417 226	417 226	2 606 465	1 031 854	1 071 129	1 073 606
MEXICO.....	36 323	13 724	14 088	14 088	97 086	36 416	37 299	37 299
BRAZIL.....	27 800	10 998	10 998	12 666	633 970	260 367	260 367	314 639
NETHLDs.....	3 300	5 000	5 000	5 313	32 750	53 926	53 926	57 796
PHIL R.....	43 856	41 537	41 537	45 148	91 146	81 394	81 394	88 392
KOR REP.....	57 572	15 701	15 701	20 187	57 572	15 701	15 701	20 187
OTH CTY.....	2 375	2 022	2 022	2 368	6 645	5 760	5 770	6 308
TOTAL.....	1 203 756	491 350	506 572	516 996	3 525 634	1 485 418	1 525 586	1 598 227
0311043	COD, CUSK, EELS, HADDOCK, HAKE, POLLOCK, STURGEON, AND SHAD, FRESH OR FROZEN, NOT SCALED (LB)							
CANADA.....	1 234 776	311 406	316 564	317 064	5 924 621	1 705 448	1 734 575	1 735 075
DENMARK.....	-	-	-	-	122 719	56 859	56 859	63 980

Table 2. Schedule A Commodity by Country of Origin, Customs Value, F.a.s. and C.i.f.—Continued

(For information on coverage, definitions of Customs, f.a.s., and c.i.f. values, see Explanation of Statistics. Shipments valued less than \$251 are shown only under Schedule A commodity number 990.0000 and excluded from all other commodities. OTH CTY represents total for countries averaging under \$1,000 per month based on Customs Value)

Country of origin	Schedule A commodity number, description and unit of quantity							
	Current month				Cumulative, January to date			
	Net quantity	Value (dollars)			Net quantity	Value (dollars)		
Customs		F.a.s.	C.i.f.	Customs		F.a.s.	C.i.f.	
U KING.....	-	-	-	-	7 410	24 820	24 820	25 025
PORTUGL.....	9 286	8 650	8 650	10 809	15 635	14 544	17 688	
IRAN.....	116 310	105 702	105 702	115 371	544 539	492 369	540 877	
CHINA T.....	-	-	-	-	8 750	9 317	10 258	
JAPAN.....	21 288	7 956	7 956	9 642	62 313	39 092	45 262	
OTH CTY.....	689	740	770	834	64 443	11 500	14 811	
TOTAL.....	1 382 349	434 454	439 642	453 720	6 750 430	2 353 949	2 383 127	2 452 976
0311046	HALIBUT, FRESH, CHILLED OR FROZEN, WHOLE OR BEHEADED, NOT SCALED OR OTHERWISE PROCESSED (LB)							
CANADA.....	224 717	272 889	274 164	274 433	1 855 135	2 068 072	2 093 788	2 094 209
MEXICO.....	16 022	4 989	4 989	4 989	53 008	17 647	17 647	17 647
GUATMAL.....	-	-	-	-	21 000	12 600	12 600	13 293
ICELAND.....	12 760	4 969	4 969	5 495	17 220	6 632	6 632	7 417
JAPAN.....	20 000	18 676	18 676	20 080	606 323	475 940	475 940	519 476
TOTAL.....	273 499	301 523	302 798	304 997	2 552 686	2 580 891	2 606 607	2 652 042
0311048	SALMON, FRESH, CHILLED OR FROZEN, WHOLE OR BEHEADED, NOT SCALED OR OTHERWISE PROCESSED (LB)							
CANADA.....	722 056	916 068	922 263	922 934	2 819 533	3 374 172	3 393 626	3 395 427
AUSTRAL.....	-	-	-	-	59 759	89 955	90 212	90 212
OTH CTY.....	-	-	-	-	5 000	3 833	3 833	3 903
TOTAL.....	722 056	916 068	922 263	922 934	2 884 292	3 467 960	3 487 671	3 489 542
0311050	MACKEREL, FRESH, CHILLED OR FROZEN, WHOLE OR BEHEADED, NOT SCALED OR OTHERWISE PROCESSED (LB)							
CANADA.....	70 801	51 272	51 272	51 272	399 221	148 233	148 779	148 779
PHIL R.....	-	-	-	-	9 522	8 924	8 924	9 733
KOR REP.....	-	-	-	-	27 102	7 627	7 627	9 143
JAPAN.....	31 125	14 715	14 715	16 653	116 464	62 849	62 839	75 159
OTH CTY.....	992	425	425	539	4 592	1 385	1 391	1 505
TOTAL.....	102 918	66 412	66 412	68 464	556 901	229 018	229 560	244 319
0311052	SWORDFISH, FRESH, CHILLED OR FROZEN, WHOLE OR BEHEADED, NOT SCALED OR OTHERWISE PROCESSED (LB)							
OTH CTY.....	-	-	-	-	12 505	3 858	3 858	4 843
TOTAL.....	-	-	-	-	12 505	3 858	3 858	4 843
0311054	ROSEFISH, TOTOABA, FISH, NES, FRSH, CHLD FRZN, WHLE OR BEHEADED, NT SCALED OR OTHWSE PROC (LB)							
CANADA.....	294 044	66 745	68 477	68 486	1 010 829	348 089	354 355	354 682
MEXICO.....	831 993	280 437	285 698	286 628	3 645 770	1 135 223	1 178 354	1 192 753
GUATMAL.....	40 308	9 445	9 445	10 042	146 280	31 251	31 251	32 958
HONDURA.....	1 941	1 650	1 650	1 747	39 283	20 621	20 621	25 005
NICARAG.....	300 305	195 795	195 795	228 143	1 321 742	735 643	734 846	881 636
C RICA.....	-	-	-	-	60 779	17 490	17 490	23 783
DOM REP.....	32 322	12 026	12 027	13 714	119 945	41 997	41 998	48 773
COLOMB.....	-	-	-	-	8 311	8 297	8 297	8 965
VENEZ.....	100 214	66 293	66 293	74 461	581 822	341 933	341 933	392 556
PERU.....	3 712 407	587 467	587 467	819 386	9 279 472	1 812 822	1 812 865	2 393 643
URUGUAY.....	-	-	-	-	28 500	25 783	25 783	27 966
ARGENT.....	264 120	45 685	45 685	64 312	983 689	175 013	175 013	243 215
ICELAND.....	-	-	-	-	341 360	145 937	145 937	158 499
U KING.....	7 280	8 749	8 903	9 088	38 180	38 987	39 141	41 230
NETHLDs.....	250 150	399 904	399 931	418 910	429 004	565 137	565 410	593 822
BELGIUM.....	63 250	93 499	93 499	99 069	144 864	185 447	185 561	192 991
FRANCE.....	525	1 612	1 612	2 673	2 707	8 119	8 130	13 433
PORTUGL.....	45 033	25 299	25 326	31 378	210 782	124 353	124 403	151 551
PHIL R.....	31 500	24 180	24 180	26 913	152 754	113 313	113 313	127 711
CHINA M.....	27 615	8 483	8 483	11 251	163 705	50 711	50 790	63 150
KOR REP.....	-	-	-	-	84 062	42 176	42 176	51 889
HG KONG.....	6 348	5 142	5 272	5 689	54 688	29 078	29 208	33 871
CHINA T.....	3 000	1 230	1 230	1 296	91 114	21 787	21 787	29 492
JAPAN.....	48 513	36 767	36 743	41 861	1 017 043	493 829	493 805	577 673
AUSTRAL.....	8 421	4 017	3 996	7 640	21 358	9 158	9 115	18 862
N ZEAL.....	-	-	-	-	53 635	16 518	16 502	23 847
REP SAF.....	645 006	151 620	151 620	199 631	3 029 268	720 708	720 770	924 574
OTH CTY.....	1 800	1 301	1 303	1 351	35 031	17 986	17 997	22 893
TOTAL.....	6 716 095	2 027 346	2 034 635	2 423 669	23 095 977	7 277 406	7 326 851	8 651 413
0311056	FISH, FRESH, CHILLED OR FROZEN, SCALED, EVISCERATED, ETC, BUT NOT OTHERWISE PROCESSED (LB)							
CANADA.....	3 750	4 488	4 503	4 503	55 400	69 652	66 873	66 873
BRAZIL.....	-	-	-	-	229 800	57 450	57 450	80 767
URUGUAY.....	125 000	37 903	37 903	46 656	417 363	119 368	119 368	150 378
ARGENT.....	30 000	5 576	5 576	7 800	309 647	55 042	55 042	78 781
CHINA T.....	-	-	-	-	41 500	5 936	5 936	8 273
JAPAN.....	-	-	-	-	35 000	11 960	11 960	15 050
REP SAF.....	9 118	1 261	1 261	1 673	380 313	58 757	58 757	79 969
OTH CTY.....	-	-	-	-	15 998	4 744	4 744	5 756
TOTAL.....	167 868	49 228	49 243	60 632	1 485 021	382 909	380 130	485 847
0311058	COD, SKINNED, BONED, FROZEN INTO BLOCKS WEIGHING OVER 10 LBS, IMPORTED TO BE MINCED, ETC (LB)							
GREENLD.....	2 385 702	1 110 599	1 110 599	1 190 539	4 957 854	2 322 891	2 322 891	2 502 193
CANADA.....	1 304 220	711 694	712 269	720 652	8 242 643	4 730 495	4 730 207	4 802 247
MIQUEL.....	82 038	41 262	41 262	43 531	178 596	92 438	92 438	97 055
ICELAND.....	948 024	445 500	445 500	485 072	10 344 641	5 328 159	5 328 159	5 649 638
SWEDEN.....	-	-	-	-	198 000	90 278	90 278	97 020
NORWAY.....	3 249 532	1 874 286	1 874 286	2 006 737	13 551 246	7 738 350	7 738 343	8 301 799

Table 2. Schedule A Commodity by Country of Origin,
Customs Value, F.a.s. and C.i.f.—Continued

(For information on coverage, definitions of Customs, f.a.s., and c.i.f. values, see Explanation of Statistics. Shipments valued less than \$251 are shown only under Schedule A commodity number 990.0000 and excluded from all other commodities. OTH CTY represents total for countries averaging under \$1,000 per month based on Customs Value)

Country of origin	Schedule A commodity number, description and unit of quantity							
	Current month				Cumulative, January to date			
	Net quantity	Value (dollars)			Net quantity	Value (dollars)		
Customs		F.a.s.	C.i.f.	Customs		F.a.s.	C.i.f.	
DENMARK.....	2 134 600	1 114 329	1 114 329	1 217 956	12 319 225	7 005 216	6 465 226	7 044 281
U KING.....	-	-	-	-	32 872	16 711	16 711	18 130
NETHLDS.....	-	-	-	-	1 407 348	709 816	709 816	780 774
W GERM.....	41 580	26 192	26 192	27 942	157 206	84 972	84 972	93 474
POLAND.....	-	-	-	-	1 707 684	846 777	846 777	931 011
SPAIN.....	-	-	-	-	107 500	103 040	103 040	107 600
JAPAN.....	333 082	137 533	137 533	158 066	2 890 634	1 362 466	1 362 467	1 545 638
OTH CTY.....	7 989	4 173	4 173	5 000	7 989	4 173	4 173	5 000
TOTAL.....	10 486 767	5 465 568	5 466 143	5 855 495	56 103 438	30 420 782	29 895 498	31 975 860
0311060	FLATFISH, SKINNED, BONED, FRZN INTO BLCKS WEIGHING OVER 10 LBS, IMPORTED TO BE MINCED, ETC (LB)							
CANADA.....	343 348	212 600	212 600	213 098	2 915 173	1 651 734	1 657 992	1 670 198
MIQUEL.....	19 338	11 011	11 011	11 547	29 288	16 486	16 486	17 267
ICELAND.....	14 594	9 354	9 354	9 725	128 994	64 713	64 713	68 117
NORWAY.....	-	-	-	-	46 857	24 530	24 530	26 575
DENMARK.....	-	-	-	-	22 996	13 597	13 597	13 640
U KING.....	28 500	12 074	12 074	12 957	44 208	19 263	19 263	20 839
JAPAN.....	109 860	55 510	55 510	62 126	1 451 805	920 699	920 700	1 037 048
OTH CTY.....	2 178	582	582	653	15 444	4 021	4 021	4 633
TOTAL.....	517 818	301 131	301 131	310 106	4 654 765	2 715 043	2 721 302	2 858 317
0311062	HADDOCK, SKINNED, BONED, FRZN INTO BLOCKS WEIGHING OVER 10 LBS, IMPORTED TO BE MINCED, ETC (LB)							
CANADA.....	6 773	4 160	4 093	4 093	152 452	88 230	88 277	88 533
ICELAND.....	1 391 180	713 578	713 578	763 424	3 916 512	2 109 111	2 109 112	2 257 191
NORWAY.....	536 764	311 348	311 348	331 092	3 135 653	1 799 707	1 799 697	1 932 257
DENMARK.....	506 414	250 617	250 617	267 906	1 563 557	775 986	775 986	832 858
U KING.....	-	-	-	-	360 756	188 944	188 944	204 417
W GERM.....	45 342	21 902	21 902	23 706	86 922	44 139	44 139	47 522
TOTAL.....	2 486 473	1 301 605	1 301 538	1 390 221	9 215 852	5 006 117	5 006 155	5 362 778
0311064	POLLOCK, SKINNED, BONED, FRZN INTO BLOCKS WEIGHING OVER 10 LBS, IMPORTED TO BE MINCED, ETC (LB)							
CANADA.....	127 944	44 187	44 187	44 187	743 048	280 951	416 041	417 537
ICELAND.....	317 941	111 669	111 669	119 504	4 900 654	1 654 032	1 654 032	1 789 072
DENMARK.....	11 600	2 266	2 266	2 393	731 482	233 304	233 304	253 824
U KING.....	-	-	-	-	291 200	110 194	110 194	121 987
KOR REP.....	4 975 882	1 144 134	1 144 134	1 476 857	13 443 487	3 284 347	3 282 296	4 223 288
JAPAN.....	2 227 264	555 527	555 527	682 997	8 289 687	2 395 856	2 395 856	2 873 590
OTH CTY.....	-	-	-	-	12 876	4 465	4 465	4 884
TOTAL.....	7 660 631	1 857 783	1 857 783	2 325 938	28 412 434	7 963 149	8 096 188	9 684 162
0311066	FISH, SKINNED, BONED, NES, FRZN INTO BLKS WEIGHING OVER 10 LBS, IMPORTED TO BE MINCED, ETC (LB)							
GREENLD.....	120 682	39 850	39 850	43 762	728 841	230 655	230 655	258 402
CANADA.....	187 504	73 261	73 674	74 437	1 643 288	573 184	682 376	686 402
PERU.....	40 000	5 250	5 250	7 891	620 000	94 050	94 050	133 238
ARGENT.....	252 656	72 092	72 092	87 074	1 327 963	394 411	394 411	476 395
ICELAND.....	95 959	40 191	40 191	43 396	663 706	249 790	249 790	268 181
NORWAY.....	12 758	4 863	4 863	5 741	224 358	105 873	105 873	116 784
DENMARK.....	7 260	3 178	3 178	3 486	159 998	69 504	69 504	74 431
U KING.....	-	-	-	-	354 552	137 440	137 440	152 914
PHIL R.....	-	-	-	-	4 631	7 165	7 165	7 667
KOR REP.....	45 960	11 735	11 735	15 322	45 960	11 735	11 735	15 322
JAPAN.....	-	-	-	-	139 600	80 379	80 379	86 280
REP SAF.....	-	-	-	-	1 501 362	516 651	516 651	625 331
OTH CTY.....	-	-	-	-	9 984	6 905	6 905	8 439
TOTAL.....	762 779	250 420	250 833	281 109	7 424 243	2 577 742	2 586 934	2 909 786
0311068	ROSEFISH, FRESH, CHILLED OR FRZN, OTHERWISE PROCESSED, FILLETED, MINCED, GROUND, ETC (LB)							
CANADA.....	5 695 750	3 000 553	2 974 899	3 038 923	18 259 258	9 077 002	9 034 846	9 227 516
MIQUEL.....	28 700	12 480	12 480	13 452	48 100	20 926	20 926	22 385
BRAZIL.....	-	-	-	-	105 000	51 200	51 200	61 778
ICELAND.....	73 020	36 360	36 360	38 850	381 840	187 242	187 242	199 655
NORWAY.....	-	-	-	-	19 360	8 345	8 345	9 252
DENMARK.....	-	-	-	-	37 650	19 196	18 888	19 242
U KING.....	30 738	15 342	15 342	17 339	124 222	70 016	70 016	78 371
NETHLDS.....	-	-	-	-	51 100	52 883	52 883	56 883
JAPAN.....	-	-	-	-	20 000	8 394	8 394	9 609
OTH CTY.....	770	616	626	626	2 092	1 956	1 979	2 080
TOTAL.....	5 828 978	3 065 351	3 039 707	3 109 190	19 048 622	9 497 160	9 454 719	9 686 771
0311070	COD, FRESH, CHILLED OR FROZEN, OTHERWISE PROCESSED, FILLETED, MINCED, GROUND, ETC (LB)							
GREENLD.....	5 760	3 538	3 538	3 744	64 340	39 282	39 282	41 942
CANADA.....	1 570 378	1 121 602	1 124 897	1 132 686	8 739 473	6 188 119	6 201 595	6 271 870
MIQUEL.....	1 080	940	940	973	168 570	111 132	111 132	115 639
ICELAND.....	2 319 618	1 934 095	1 934 095	2 019 493	13 114 942	11 005 717	11 005 717	11 419 999
NORWAY.....	776 180	612 750	612 750	670 218	3 390 336	2 624 185	2 624 356	2 846 101
DENMARK.....	982 980	772 094	772 094	823 401	4 381 028	3 478 865	3 480 547	3 706 534
U KING.....	7 974	5 344	5 344	6 018	303 192	214 238	214 238	230 230
NETHLDS.....	-	-	-	-	130 272	91 421	91 421	98 914
JAPAN.....	152 320	86 339	86 339	98 136	882 820	498 126	498 126	555 013
OTH CTY.....	-	-	-	-	7 980	4 786	4 786	4 786
TOTAL.....	5 816 290	4 536 702	4 539 997	4 754 669	31 182 953	24 255 871	24 271 200	25 291 028

Table 2. Schedule A Commodity by Country of Origin,
Customs Value, F.a.s. and C.i.f.—Continued

(For information on coverage, definitions of Customs, f.a.s., and c.i.f. values, see Explanation of Statistics. Shipments valued less than \$251 are shown only under Schedule A commodity number 990.0000 and excluded from all other commodities. OTH CTY represents total for countries averaging under \$1,000 per month based on Customs Value)

Country of origin	Schedule A commodity number, description and unit of quantity						
	Current month			Cumulative, January to date			
	Net quantity	Value (dollars)			Net quantity	Value (dollars)	
Customs		F.a.s.	C.i.f.	Customs		F.a.s.	C.i.f.
0311072	CUSK, HADDOCK, HAKE AND POLLOCK, OTHWSE PROCESSED, FILLETED, MINCED, GROUND, ETC						(LB)
GREENLD.....	17 250	10 590	10 590	11 213	17 250	10 590	11 213
CANADA.....	378 740	241 989	244 343	244 487	2 455 790	1 587 363	1 597 446
PERU.....	-	-	-	-	41 840	10 189	12 401
ICELAND.....	686 556	516 368	516 368	537 018	3 936 846	2 785 674	2 927 983
NORWAY.....	566 600	412 350	412 350	451 039	3 520 566	2 588 905	2 681 545
DENMARK.....	239 102	188 653	188 653	201 378	1 360 528	1 076 460	1 153 952
U KING.....	110 666	66 734	66 734	74 178	1 162 614	737 467	803 094
NETHLS.....	-	-	-	-	9 040	12 278	13 278
FRANCE.....	37 480	12 143	12 143	14 530	187 560	67 581	76 765
JAPAN.....	-	-	-	-	133 825	40 170	48 876
OTH CTY.....	-	-	-	-	3 850	2 255	2 423
TOTAL.....	2 036 394	1 448 827	1 451 181	1 533 843	12 849 709	8 918 932	9 328 978
0311074	WOLFFISH, FRESH, CHILLED OR FROZEN, OTHERWISE PROCESSED, MINCE, FILLET, GROUND, ETC						(LB)
CANADA.....	183 216	119 423	119 164	120 078	614 380	388 583	390 027
ICELAND.....	211 150	173 767	173 767	181 378	1 193 730	904 700	938 721
NORWAY.....	6 850	3 947	3 947	4 974	134 470	90 156	96 326
DENMARK.....	-	-	-	-	37 954	27 882	29 817
U KING.....	-	-	-	-	192 676	103 880	114 235
OTH CTY.....	-	-	-	-	10 210	6 561	7 512
TOTAL.....	401 216	297 137	296 878	306 430	2 183 420	1 521 762	1 577 083
0311078	PIKE, PICKEREL, PIKE PERCH, FRSH, CHLD OR FRZN, OTHWSE PROCESSED, MINCE, FILLETED, ETC						(LB)
CANADA.....	340 078	520 746	522 520	522 520	1 783 799	2 576 992	2 610 094
NETHLS.....	8 100	13 825	10 858	10 858	357 420	521 335	518 938
ROMANIA.....	7 035	10 554	10 840	10 840	93 610	146 990	148 428
TURKEY.....	-	-	-	-	13 580	17 323	19 868
CAMROON.....	-	-	-	-	15 742	9 876	9 991
OTH CTY.....	2 760	1 858	1 858	2 036	6 560	5 506	5 836
TOTAL.....	357 973	546 983	546 076	546 254	2 270 711	3 278 022	3 322 814
0311080	YELLOW PERCH, FRESH, CHILLED OR FROZEN, OTHWSE PROCESSED, MINCE, GROUND, FILLET, ETC						(LB)
CANADA.....	335 104	495 010	506 761	506 761	911 450	1 148 004	1 170 617
NETHLS.....	-	-	-	-	33 132	37 534	38 102
OTH CTY.....	1 900	3 625	3 655	3 655	1 900	3 625	3 655
TOTAL.....	337 004	498 635	510 416	510 416	946 482	1 189 163	1 212 374
0311082	FISH, FRESH WATER, NSPF, FRSH, CHILLED OR FROZEN, OTHWSE PROCESSED, GROUND, FILLET, ETC						(LB)
GREENLD.....	29 580	12 405	12 405	13 436	485 588	186 240	206 458
CANADA.....	234 014	130 971	133 292	133 446	1 114 565	752 904	761 597
MEXICO.....	28 681	15 775	15 775	15 775	69 103	36 631	37 431
BRAZIL.....	595 800	253 584	253 584	305 803	4 243 364	1 868 884	1 869 109
ICELAND.....	38 544	17 291	17 291	18 500	38 544	17 291	18 500
SWEDEN.....	39 132	29 349	29 349	31 449	59 364	38 743	41 565
NORWAY.....	-	-	-	-	102 830	68 681	72 884
NETHLS.....	-	-	-	-	84 360	99 555	104 781
JAPAN.....	-	-	-	-	57 500	41 812	45 603
OTH CTY.....	3 672	2 347	2 347	2 495	6 972	4 452	4 835
TOTAL.....	969 423	461 722	464 043	520 904	6 262 190	3 115 193	3 541 778
0311084	FLATFISH, EXCEPT HALIBUT, FRSH, CHLD OR FRZN, OTHWSE PROCESS, GROUND, FILLET, MINCE, ETC						(LB)
CANADA.....	2 633 292	2 127 299	2 129 484	2 131 329	9 524 240	7 598 393	7 599 174
MIQUEL.....	14 300	10 418	10 418	10 826	35 700	27 412	28 349
ICELAND.....	3 468	3 014	3 014	3 104	85 668	67 989	70 382
NORWAY.....	7 000	35 315	35 315	35 700	21 120	42 844	43 917
DENMARK.....	144 384	121 435	121 435	129 043	427 188	323 907	325 230
U KING.....	139 490	93 132	93 132	101 304	493 732	363 637	393 607
NETHLS.....	2 000	3 700	3 747	3 747	157 820	133 774	174 454
BELGIUM.....	-	-	-	-	22 900	17 949	19 312
W GERM.....	-	-	-	-	27 960	20 338	22 248
POLAND.....	-	-	-	-	944 644	704 483	747 538
CHINA T.....	-	-	-	-	15 000	16 927	18 750
JAPAN.....	1 756 029	727 411	727 411	845 349	21 021 970	8 421 088	9 776 888
OTH CTY.....	-	-	-	-	2 900	2 710	2 788
TOTAL.....	4 699 963	3 121 724	3 123 956	3 260 402	32 780 842	17 741 451	19 283 911
0311086	HALIBUT, FRESH, CHILLED OR FROZEN, OTHWSE PROCESSED, GROUND, FILLETED, MINCED, ETC						(LB)
CANADA.....	15 777	30 612	30 883	30 883	58 050	102 201	103 173
ICELAND.....	12 660	13 274	13 274	13 609	62 200	65 218	66 864
SPAIN.....	-	-	-	-	21 704	11 249	13 089
JAPAN.....	198 500	236 972	236 972	253 885	1 634 718	1 828 557	1 956 563
OTH CTY.....	-	-	-	-	2 729	682	682
TOTAL.....	226 937	280 858	281 129	298 377	1 779 401	2 007 907	2 140 371
0311088	SWORDFISH, FRESH, CHILLED OR FRZN, OTHWSE PROCESSED, GROUND, FILLETED, MINCED, ETC						(LB)
OTH CTY.....	-	-	-	-	500	275	280
TOTAL.....	-	-	-	-	500	275	280
0311090	FISH, NSPF, FRESH, CHILLED OR FROZEN, OTHWSE PROCESSED, FILLETED, MINCE, GROUND, ETC						(LB)
CANADA.....	188 965	132 318	132 822	132 889	972 805	701 588	707 423

Table 2. Schedule A Commodity by Country of Origin,
Customs Value, F.a.s. and C.i.f.—Continued

(For information on coverage, definitions of Customs, f.a.s., and c.i.f. values, see Explanation of Statistics. Shipments valued less than \$251 are shown only under Schedule A commodity number 990.0000 and excluded from all other commodities. OTH CTY represents total for countries averaging under \$1,000 per month based on Customs Value)

Country of origin	Schedule A commodity number, description and unit of quantity							
	Current month				Cumulative, January to date			
	Net quantity	Value (dollars)			Net quantity	Value (dollars)		
Customs		F.a.s.	C.i.f.	Customs		F.a.s.	C.i.f.	
MEXICO.....	499 387	382 202	385 201	399 048	1 776 005	1 597 195	1 614 169	1 670 664
BELIZE.....	-	-	-	-	29 930	18 172	18 326	19 122
HONDURA.....	1 450	1 450	1 450	1 548	13 285	10 950	10 950	11 665
NICARAG.....	21 000	17 185	17 185	20 033	152 510	126 071	123 323	138 253
COLOMB.....	3 625	3 735	3 735	4 043	6 075	8 023	8 023	8 691
VENEZ.....	75 280	67 855	67 855	75 395	336 070	330 226	330 226	366 099
EQUADOR.....	134 800	84 838	84 838	94 624	397 513	258 459	258 459	287 246
PERU.....	-	-	-	-	40 000	11 200	11 200	13 632
BRAZIL.....	49 760	43 882	43 882	48 834	681 194	579 730	579 534	641 766
URUGUAY.....	46 750	14 127	14 127	17 908	233 282	68 312	68 312	86 478
ARGENT.....	223 011	63 082	63 082	78 845	1 116 027	333 471	333 482	411 809
ICELAND.....	-	-	-	-	105 900	74 935	74 935	77 643
U KING.....	205 600	165 075	165 075	177 961	366 342	259 980	259 980	281 589
NETHLD.....	-	-	-	-	59 108	66 632	66 635	73 596
FRANCE.....	99	284	284	312	47 589	21 745	21 767	24 323
SPAIN.....	-	-	-	-	61 891	42 379	42 379	47 345
PORTUGL.....	-	-	-	-	24 922	10 092	10 092	13 175
INDIA.....	-	-	-	-	30 000	25 500	25 500	27 428
THAILND.....	31 000	19 027	19 027	22 668	71 250	42 756	42 756	51 124
PHIL R.....	-	-	-	-	5 460	7 019	7 019	7 493
HG KONG.....	5 350	6 730	6 730	7 433	5 350	6 730	6 730	7 433
CHINA T.....	858 000	662 652	663 553	749 944	2 712 058	1 761 936	1 762 720	2 035 497
JAPAN.....	354 837	178 510	178 510	208 185	1 951 272	1 017 568	1 017 610	1 167 297
N ZEAL.....	794	708	708	993	116 223	73 589	73 541	88 158
REP SAF.....	165 560	62 888	62 888	77 457	516 929	211 488	211 488	260 927
OTH CTY.....	-	-	-	-	19 137	7 587	7 587	9 987
TOTAL.....	2 865 268	1 906 548	1 910 952	2 118 120	11 848 127	7 675 333	7 693 503	8 535 223
0311092	FISH ROE, EXCL STURGEON, FRESH, CHILLED OR FROZEN, NOT BOILED OR IN AIRTIGHT CONTAINERS (LB)							
CANADA.....	119	410	410	455	20 509	46 524	46 622	46 667
DENMARK.....	-	-	-	-	4 950	13 780	13 780	14 695
KOR REP.....	-	-	-	-	5 842	5 422	5 422	6 525
JAPAN.....	18 191	22 187	22 187	27 268	32 375	51 447	51 447	60 074
OTH CTY.....	-	-	-	-	4 412	7 291	7 291	7 632
TOTAL.....	18 310	22 597	22 597	27 723	68 088	124 464	124 562	135 593
0311094	FISH OR SHELLFISH, LIVE, IMPORTED TO BE USED FOR PURPOSES OTHER THAN HUMAN CONSUMPTION							
CANADA.....	-	46 189	48 631	48 631	-	81 161	84 887	84 887
HAITI.....	-	6 538	6 538	8 400	-	30 956	30 116	38 857
TRINID.....	-	22 729	22 729	35 218	-	60 134	59 734	90 755
N ANTIL.....	-	860	860	1 477	-	6 169	6 169	9 327
COLOMB.....	-	96 110	95 916	121 132	-	639 761	638 995	816 251
VENEZ.....	-	-	-	-	-	5 058	5 058	8 805
GUYANA.....	-	81 186	81 186	109 594	-	480 218	480 099	634 515
PERU.....	-	27 293	27 139	35 827	-	168 693	167 742	233 209
BRAZIL.....	-	33 428	32 711	50 580	-	176 469	174 823	279 563
W GERM.....	-	2 469	2 469	2 947	-	6 571	6 571	8 098
THAILND.....	-	164 491	162 897	302 185	-	909 202	904 108	1 712 155
SINGAPR.....	-	130 747	130 666	238 082	-	735 443	734 215	1 334 699
INDNSIA.....	-	16 444	16 444	27 046	-	66 258	66 209	103 214
PHIL R.....	-	71 554	68 141	136 560	-	320 055	304 322	619 423
HG KONG.....	-	205 351	204 514	363 511	-	1 114 965	1 109 764	1 991 918
CHINA T.....	-	80 027	79 829	126 183	-	448 802	448 280	711 536
JAPAN.....	-	26 569	26 569	39 013	-	137 678	136 530	199 080
T PAC IS.....	-	1 462	1 462	2 318	-	5 520	5 520	8 230
OPAC IS.....	-	1 709	1 709	2 658	-	6 138	6 097	9 480
NIGERIA.....	-	25 956	25 956	39 881	-	119 841	119 841	180 535
ZAIRE.....	-	7 000	7 000	9 242	-	35 150	35 152	43 183
TNZANIA.....	-	3 006	3 006	3 496	-	12 726	12 726	15 842
MOZAMBO.....	-	1 340	1 340	2 527	-	9 556	9 556	15 801
MALAWI.....	-	9 818	9 818	14 053	-	41 320	41 276	55 809
OTH CTY.....	-	4 579	4 579	7 033	-	32 480	32 460	55 024
TOTAL.....	-	1 066 855	1 062 109	1 727 594	-	5 650 324	5 620 250	9 260 196
0312005	COD, CUSK, HADDOCK, HAKE, POLLOCK, DRIED, BUT NOT OTHERWISE PREPARED OR PRESERVED, NT CND (LB)							
ICELAND.....	-	-	-	-	9 921	18 293	18 293	19 047
NORWAY.....	17 946	26 226	26 225	28 152	111 140	317 916	317 941	325 024
KOR REP.....	-	-	-	-	22 227	15 533	15 613	20 586
JAPAN.....	-	-	-	-	1 568	5 365	5 365	5 714
OTH CTY.....	-	-	-	-	3 840	3 055	3 068	3 234
TOTAL.....	17 946	26 226	26 225	28 152	148 696	360 102	360 280	373 605
0312010	FISH, NSPF, INCLUDING SHARK FINS, DRIED, BUT NOT OTHERWISE PREPARED OR PRESERVED, NT CND (LB)							
MEXICO.....	9 486	16 152	16 152	16 382	42 365	66 686	66 686	67 578
VENEZ.....	-	-	-	-	4 600	7 594	7 900	8 240
BRAZIL.....	3 100	8 450	8 450	8 773	3 100	8 450	8 450	8 773
NORWAY.....	-	-	-	-	3 523	8 245	8 245	8 480
THAILND.....	242	462	462	552	11 263	11 970	11 970	13 570
PHIL R.....	12 152	9 995	9 995	11 773	22 019	18 472	18 472	21 552
CHINA M.....	150	890	903	1 001	6 929	11 319	11 585	12 172
KOR REP.....	3 771	5 557	5 557	6 405	47 079	49 836	49 836	58 685
HG KONG.....	1 988	7 104	7 134	7 761	18 767	55 062	55 640	59 805
JAPAN.....	8 118	24 941	24 941	27 910	34 023	98 949	100 118	110 433
OTH CTY.....	7 522	3 798	3 798	3 923	12 697	8 370	8 369	9 332
TOTAL.....	46 529	77 349	77 392	84 480	206 365	344 953	347 275	378 626

Table 2. Schedule A Commodity by Country of Origin,
Customs Value, F.a.s. and C.i.f.—Continued

(For information on coverage, definitions of Customs, f.a.s., and c.i.f. values, see Explanation of Statistics. Shipments valued less than \$251 are shown only under Schedule A commodity number 990.0000 and excluded from all other commodities. OTH CTY represents total for countries averaging under \$1,000 per month based on Customs Value)

Country of origin	Schedule A commodity number, description and unit of quantity							
	Current month			Cumulative, January to date				
	Net quantity	Value (dollars)			Net quantity	Value (dollars)		
Customs		F.a.s.	C.i.f.	Customs		F.a.s.	C.i.f.	
0312015	COD, CUSK, HADDOCK, HAKE, POLLOCK, SALTED OR PICKLED, WHOLE OR BEHEADED, SCALED, EVIS, ETC (LB)							
CANADA.....	817 091	571 417	578 896	578 896	5 700 393	4 230 835	4 273 589	4 306 267
ICELAND.....	15 000	8 711	8 711	10 050	336 000	241 003	241 003	270 540
NORWAY.....	106 706	111 376	111 376	117 620	444 070	448 513	448 605	470 919
SPAIN.....	126 026	93 443	93 443	97 795	592 463	522 312	522 312	548 253
OTH CTY.....	-	-	-	-	11 921	5 028	5 028	5 795
TOTAL.....	1 064 823	784 947	792 426	804 361	7 084 847	5 447 691	5 490 537	5 601 774
0312020	COD, CUSK, HADDOCK, HAKE, POLLOCK, SALTED OR PICKLED, BONED, SKINNED OR OTHWSE PROCESSED (LB)							
CANADA.....	562 252	461 922	456 330	456 330	3 204 523	2 891 318	2 896 619	2 906 021
NORWAY.....	-	-	-	-	62 736	55 981	55 177	60 280
SPAIN.....	7 802	6 228	6 228	6 640	464 974	383 878	383 878	397 172
OTH CTY.....	788	947	947	1 091	3 763	4 587	4 587	5 176
TOTAL.....	570 842	469 097	463 505	464 061	3 735 996	3 335 764	3 340 261	3 366 649
0312025	HERRING, SALTED OR PICKLED, BUT NOT OTHWS PREP OR PRES AND NOT IN AIRTIGHT CONTAINERS (LB)							
CANADA.....	1 727 630	554 770	576 035	576 035	5 686 561	1 829 326	1 907 746	1 910 158
ICELAND.....	-	-	-	-	375 000	287 500	287 500	314 875
NORWAY.....	26 446	15 909	16 020	17 138	212 994	125 883	126 257	134 544
U KING.....	114 006	54 717	54 730	62 388	175 141	85 712	85 776	96 311
PHIL R.....	5 868	4 327	4 327	4 940	14 438	10 016	10 016	11 734
OTH CTY.....	4 000	1 334	1 334	1 640	5 542	4 620	4 620	5 273
TOTAL.....	1 877 950	631 057	652 446	662 141	6 469 676	2 343 057	2 421 948	2 472 895
0312030	MACKEREL, SALTED OR PICKLED, BUT NOT OTHWSE PREP OR PRES & NOT IN AIRTIGHT CONTAINERS (LB)							
CANADA.....	880	426	426	426	363 827	102 967	105 818	107 115
NORWAY.....	34 650	10 472	10 472	12 150	81 725	23 534	23 555	27 021
NETHLDs.....	-	-	-	-	20 000	7 500	7 500	8 138
JAPAN.....	-	-	-	-	88 700	20 753	20 753	26 307
OTH CTY.....	-	-	-	-	7 977	2 961	2 961	3 650
TOTAL.....	35 530	10 898	10 898	12 576	562 229	157 715	160 587	172 231
0312035	FISH, PICKLED OR SALTED, NSPF, BUT NOT OTHWSE PREP OR PRES & NOT IN AIRTIGHT CONTAINERS (LB)							
CANADA.....	548	1 487	1 487	1 576	74 897	68 551	69 380	69 689
MEXICO.....	-	-	-	-	5 857	6 604	6 604	6 604
VENEZ.....	4 020	4 623	4 623	5 216	113 540	140 835	140 835	155 454
PORTUGL.....	-	-	-	-	22 338	15 118	15 475	16 383
THAILND.....	2 835	1 361	1 361	1 627	11 399	7 276	7 276	8 386
SINGAPR.....	-	-	-	-	6 250	7 149	7 155	7 889
PHIL R.....	4 150	4 338	4 338	4 893	19 736	16 422	16 422	18 876
CHINA M.....	-	-	-	-	10 470	14 637	14 637	15 246
KOR REP.....	4 800	5 760	5 760	6 484	45 041	17 676	17 676	22 619
HG KONG.....	5 090	6 444	6 429	7 034	45 460	68 938	69 330	76 314
JAPAN.....	2 908	5 421	5 421	6 168	12 169	19 447	19 453	22 019
OTH CTY.....	500	801	801	900	2 335	4 133	4 133	4 416
TOTAL.....	24 851	30 235	30 220	33 898	369 492	386 786	388 376	423 895
0312040	COD, CUSK, HADDOCK, HAKE, POLLOCK, SMOKED OR KIPPERED, NOT OTHWS PREP OR PRES & NOT CANNED (LB)							
CANADA.....	19 090	15 405	15 439	15 439	80 740	60 053	60 606	60 784
U KING.....	55 367	33 973	33 958	40 724	521 892	350 993	350 900	385 389
OTH CTY.....	-	-	-	-	250	405	405	459
TOTAL.....	74 457	49 378	49 397	56 163	602 882	411 451	411 911	446 632
0312045	HERRING, SMOKED OR KIPPERED, WHOLE OR BEHEADED ONLY, NOT OTHW PREP OR PRES & NOT CANNED (LB)							
CANADA.....	14 558	7 747	7 480	7 781	462 626	208 087	208 318	221 790
NORWAY.....	1 800	1 075	1 075	1 200	18 000	9 498	9 498	10 550
NETHLDs.....	330	271	271	295	11 210	6 236	6 210	7 396
OTH CTY.....	2 200	1 309	1 309	1 406	4 273	2 946	2 946	3 483
TOTAL.....	18 888	10 402	10 135	10 772	496 109	226 767	226 972	243 219
0312050	HERRING, SMOKED OR KIPPERED ONLY, FURTHER PROCESSED THAN BEHEADING, NOT IN AIRTIGHT CONTRS (LB)							
CANADA.....	16 000	11 368	11 416	11 416	208 333	147 159	147 952	147 656
U KING.....	-	-	-	-	16 200	9 923	9 923	11 276
OTH CTY.....	700	524	524	655	2 982	3 040	3 040	4 068
TOTAL.....	16 700	11 892	11 940	12 071	227 515	160 122	160 915	163 000
0312055	FISH, SMOKED OR KIPPERED, NSPF, NOT OTHWS PREP OR PRES AND NOT IN AIRTIGHT CONTAINERS (LB)							
CANADA.....	11 400	27 857	27 857	28 164	16 361	40 320	40 336	41 079
U KING.....	35 381	32 499	32 499	38 469	55 840	75 583	75 584	89 921
IRELAND.....	305	1 103	1 103	1 308	2 967	10 333	10 333	12 083
NETHLDs.....	1 730	4 502	4 474	4 788	2 860	5 718	5 691	6 134
PHIL R.....	1 200	818	818	1 023	10 386	6 216	6 216	9 526
N ZEAL.....	-	-	-	-	20 229	15 416	15 399	17 991
OTH CTY.....	-	-	-	-	1 354	2 336	2 336	3 085
TOTAL.....	50 016	66 779	66 751	73 752	109 997	157 922	157 895	179 819
0313010	CRABS AND CRABMEAT, FRESH, CHILLED, FRZN, PREP OR PRES, INCLUDING PASTES AND SAUCES (LB)							
CANADA.....	97 201	141 265	141 508	141 872	576 058	599 561	599 873	600 237
DOM REP.....	26 573	28 032	28 032	30 000	33 573	35 382	35 382	37 566
VENEZ.....	-	-	-	-	15 560	15 886	15 886	17 419

Table 2. Schedule A Commodity by Country of Origin,
Customs Value, F.a.s. and C.i.f.—Continued

(For information on coverage, definitions of Customs, f.a.s., and c.i.f. values, see Explanation of Statistics. Shipments valued less than \$251 are shown only under Schedule A commodity number 990.0000 and excluded from all other commodities. OTH CTY represents total for countries averaging under \$1,000 per month based on Customs Value)

Country of origin	Schedule A commodity number, description and unit of quantity							
	Current month				Cumulative, January to date			
	Net quantity	Value (dollars)			Net quantity	Value (dollars)		
Customs		F.a.s.	C.i.f.	Customs		F.a.s.	C.i.f.	
IRELAND.....	-	-	-	-	23 997	55 431	55 431	56 886
INDIA.....	7 182	9 442	9 442	10 545	7 182	9 442	9 442	10 545
CHINA T.....	-	-	-	-	13 323	17 020	17 020	18 236
JAPAN.....	3 030	3 150	3 130	3 636	120 153	162 128	148 608	163 700
OTH CTY.....	3 802	3 341	3 332	4 656	20 113	12 981	12 967	17 475
TOTAL.....	137 788	185 230	185 444	190 709	809 959	907 831	894 609	922 064
0313020	OYSTERS, EXCEPT SEED OYSTERS, NOT IN AIRTIGHT CONTAINERS							(LB)
CANADA.....	475	804	808	808	12 500	12 336	12 573	12 573
DOM REP.....	7 859	700	700	1 332	45 261	6 072	6 045	9 545
CHINA M.....	2 090	4 876	4 849	5 447	3 800	12 759	12 761	14 100
KOR REP.....	45 000	62 142	62 142	69 558	290 130	194 228	194 228	234 049
HG KONG.....	2 560	9 340	9 550	10 480	15 245	62 963	63 044	67 983
JAPAN.....	349 893	172 940	172 940	196 308	1 232 032	722 914	722 914	828 284
OTH CTY.....	750	1 537	1 537	1 773	2 000	3 572	3 572	3 927
TOTAL.....	408 627	252 339	252 526	285 706	1 600 968	1 014 844	1 015 137	1 170 461
0313030	LOBSTERS, LIVE							(LB)
CANADA.....	2 634 445	4 746 608	4 766 915	4 766 915	6 704 422	13 520 647	13 566 495	13 566 654
BAHAMAS.....	-	-	-	-	4 700	9 400	9 400	9 850
JAMAICA.....	-	-	-	-	9 425	11 774	12 204	12 320
LW WW I.....	12 795	13 958	13 958	19 166	47 091	42 432	42 432	61 204
SINGAPR.....	19 048	25 287	25 287	28 572	20 752	28 780	28 780	32 065
JAPAN.....	-	-	-	-	7 000	20 978	19 398	22 678
OTH CTY.....	-	-	-	-	1 500	3 321	3 321	3 741
TOTAL.....	2 666 288	4 785 853	4 806 160	4 814 653	6 794 890	13 637 332	13 682 030	13 708 512
0313040	ROCK LOBSTER TAILS, NOT IN AIRTIGHT CONTAINERS							(LB)
MEXICO.....	2 796	8 998	8 998	9 347	179 963	584 312	585 670	595 649
GUATMAL.....	1 390	3 475	3 475	3 677	4 580	11 450	11 450	12 108
BELIZE.....	480	960	960	997	73 160	219 004	221 004	224 091
SALVADR.....	1 666	4 291	4 291	4 394	5 216	6 442	6 442	6 635
HONDURA.....	54 847	224 595	224 595	226 886	307 535	1 130 689	1 130 689	1 147 629
NICARAG.....	80 070	237 864	240 246	244 074	615 310	1 826 720	1 844 416	1 876 942
C RICA.....	9 800	40 429	40 429	41 906	102 676	298 639	298 639	307 479
PANAMA.....	1 792	5 511	5 511	5 691	5 966	23 634	23 634	24 391
BAHAMAS.....	1 986	6 577	6 577	7 464	164 161	589 010	590 010	599 720
JAMAICA.....	-	-	-	-	87 712	209 575	209 575	212 714
HAITI.....	910	3 248	3 248	3 330	60 166	195 028	195 028	206 480
DOM REP.....	-	-	-	-	5 360	11 138	11 138	11 796
TRINID.....	-	-	-	-	25 600	51 919	51 919	54 110
COLOMB.....	4 000	18 000	18 000	18 651	17 791	93 468	93 468	96 552
ECUADOR.....	360	1 080	1 080	1 117	27 100	93 988	93 988	96 490
CHILE.....	-	-	-	-	31 420	45 087	45 087	48 010
BRAZIL.....	532 936	2 094 705	2 094 705	2 165 214	2 264 188	8 772 877	8 772 882	9 069 446
DENMARK.....	-	-	-	-	3 045	10 982	10 982	11 752
U KING.....	-	-	-	-	38 900	150 002	150 002	153 086
IRAN.....	-	-	-	-	4 020	13 385	13 385	14 518
KUWAIT.....	5 000	14 227	14 227	15 000	5 000	14 227	14 227	15 000
INDIA.....	27 153	63 884	63 884	69 778	370 097	798 269	798 269	885 052
PAKISTN.....	7 540	20 838	20 838	23 881	31 192	80 740	80 740	90 008
SRI LKA.....	3 720	9 832	9 832	10 689	33 461	100 548	109 548	122 292
THAILND.....	7 200	13 695	13 695	15 017	11 760	23 463	22 463	24 543
S VETNM.....	-	-	-	-	21 735	44 125	44 125	49 032
MALAYSIA.....	-	-	-	-	10 000	11 200	11 200	12 237
SINGAPR.....	22 000	50 149	50 149	55 000	71 651	125 138	125 138	136 762
INDNSIA.....	5 000	8 558	8 558	9 372	44 246	76 664	76 664	87 626
PHIL R.....	1 770	3 828	3 828	4 030	8 120	21 970	21 901	22 878
CHINA M.....	-	-	-	-	3 000	6 317	6 317	6 751
HG KONG.....	-	-	-	-	39 360	85 172	85 172	89 426
CHINA T.....	10 000	27 012	27 012	29 000	89 508	207 168	207 136	219 987
JAPAN.....	56 150	160 101	160 101	171 170	298 330	887 402	884 083	958 954
AUSTRAL.....	1 249 203	5 688 677	5 691 477	5 912 103	5 565 708	25 596 381	25 605 839	26 590 611
NEW GUI.....	-	-	-	-	11 398	44 492	44 492	45 992
N ZEAL.....	139 187	535 101	535 101	561 678	1 335 417	5 500 000	5 499 544	5 706 356
REP SAF.....	438 274	2 072 940	2 042 940	2 065 090	2 029 666	8 748 929	8 718 929	9 124 182
OTH CTY.....	238	922	922	1 160	293	1 217	1 217	1 455
TOTAL.....	2 665 468	11 319 497	11 294 679	11 675 716	14 003 811	56 710 771	56 716 412	58 958 742
0313050	LOBSTER, EXCEPT LIVE AND EXCEPT ROCK LOBSTER TAIL, NOT IN AIRTIGHT CONTAINERS							(LB)
CANADA.....	38 457	120 391	120 408	120 755	90 356	286 421	286 379	286 726
MEXICO.....	-	-	-	-	706 207	1 928 565	1 928 565	1 930 175
HONDURA.....	82 960	248 880	248 880	253 609	244 670	771 072	771 072	785 241
NICARAG.....	63 480	217 752	217 752	218 672	69 100	235 836	235 866	237 307
C RICA.....	-	-	-	-	3 720	10 230	10 230	10 623
BAHAMAS.....	14 920	54 458	54 458	57 478	29 361	104 271	104 271	109 788
JAMAICA.....	-	-	-	-	45 616	107 052	107 052	110 959
HAITI.....	9 088	29 583	29 583	31 459	19 827	66 405	66 405	70 266
COLOMB.....	1 360	4 714	4 714	5 085	175 760	212 246	212 246	229 537
GUYANA.....	-	-	-	-	5 000	10 731	10 731	11 925
ECUADOR.....	-	-	-	-	5 120	16 731	13 731	14 657
CHILE.....	111 952	177 655	177 655	188 253	681 535	1 112 913	1 112 912	1 176 917
BRAZIL.....	39 000	138 780	138 780	139 755	167 720	584 414	584 414	595 530
ICELAND.....	1 350	4 781	4 781	4 860	69 600	209 679	209 679	213 756
DENMARK.....	-	-	-	-	24 501	109 004	109 028	109 891
U KING.....	-	-	-	-	43 100	142 207	142 207	147 370

Table 2. Schedule A Commodity by Country of Origin,
Customs Value, F.a.s. and C.i.f.—Continued

(For information on coverage, definitions of Customs, f.a.s., and c.i.f. values, see Explanation of Statistics. Shipments valued less than \$251 are shown only under Schedule A commodity number 990.0000 and excluded from all other commodities. OTH CTY represents total for countries averaging under \$1,000 per month based on Customs Value)

Country of origin	Schedule A commodity number, description and unit of quantity							
	Current month			Cumulative, January to date				
	Net quantity	Value (dollars)			Net quantity	Value (dollars)		
Customs		F.a.s.	C.i.f.	Customs		F.a.s.	C.i.f.	
PORTUGL.....	9 227	8 249	8 249	9 214	9 227	8 249	8 249	9 214
KUWAIT.....	-	-	-	-	41 915	75 489	75 469	82 436
INDIA.....	8 000	13 897	13 897	15 532	112 414	186 227	186 093	211 036
PAKISTN.....	-	-	-	-	3 800	7 108	7 108	7 857
SRI LKA.....	1 945	4 224	4 224	4 835	9 352	22 182	22 182	25 083
THAILND.....	43 820	93 973	93 973	101 275	228 813	513 125	513 110	550 336
S VETNM.....	24 880	55 390	55 390	59 876	154 868	320 957	322 769	351 150
SINGAPR.....	39 740	89 675	89 675	96 493	199 168	434 172	434 172	464 377
INDNSIA.....	14 810	20 303	20 303	24 917	23 810	35 996	36 266	41 777
PHIL R.....	4 910	11 276	11 276	12 094	43 600	92 163	92 163	97 611
CHINA M.....	19 998	76 815	76 815	76 855	19 998	76 815	76 895	76 895
HG KONG.....	34 200	74 216	74 216	78 869	131 370	279 848	279 848	295 233
CHINA T.....	110 802	254 588	254 588	271 909	561 897	1 272 235	1 272 167	1 357 807
JAPAN.....	27 950	71 998	70 558	78 311	169 489	420 256	412 437	463 353
AUSTRAL.....	10 995	43 943	43 943	45 996	252 839	1 012 687	1 012 687	1 054 833
NEW GUI.....	-	-	-	-	16 314	53 021	53 021	55 126
N ZEAL.....	4 940	7 203	7 203	8 005	80 483	332 956	332 956	347 704
OTH CTY.....	-	-	-	-	950	342	342	364
TOTAL.....	718 784	1 822 744	1 821 401	1 904 147	4 441 500	11 051 605	11 042 742	11 532 872
0313060	SCALLOPS						(LB)	
CANADA.....	1 496 357	2 699 439	2 693 380	2 701 430	3 887 540	6 583 932	6 552 733	6 576 129
MEXICO.....	-	-	-	-	9 930	16 321	16 347	16 347
BELIZE.....	-	-	-	-	9 988	39 952	39 952	41 046
HONDURA.....	-	-	-	-	24 564	104 760	94 760	98 298
VENEZ.....	19 890	21 996	21 996	26 593	26 340	31 517	31 517	37 133
GUYANA.....	-	-	-	-	125 650	188 475	191 475	202 910
BRAZIL.....	-	-	-	-	37 300	40 704	40 704	45 420
ICELAND.....	741	961	961	1 000	271 071	363 546	363 546	379 648
DENMARK.....	-	-	-	-	12 153	16 120	16 120	17 264
U KING.....	70 900	90 835	90 864	95 502	610 231	787 764	787 848	825 203
IRELAND.....	-	-	-	-	55 875	81 405	81 405	84 786
INDIA.....	1 321	1 882	1 882	2 077	9 224	13 543	13 543	14 908
THAILND.....	-	-	-	-	30 764	27 624	27 624	29 660
PHIL R.....	-	-	-	-	22 337	19 228	19 228	20 900
JAPAN.....	528	2 518	2 523	2 796	7 090	46 601	46 600	49 015
OTH CTY.....	1 209	723	723	748	7 782	8 520	8 520	8 956
TOTAL.....	1 590 946	2 818 354	2 812 329	2 830 146	5 147 839	8 370 012	8 331 928	8 447 623
0313070	SHRIMP AND PRAWNS, SHELL-ON						(LB)	
CANADA.....	-	-	-	-	10 470	23 861	23 985	24 300
MEXICO.....	2 493 329	3 713 528	3 757 029	3 755 486	18 152 129	29 114 487	29 346 409	29 349 604
GUATMAL.....	59 700	138 538	138 542	143 758	795 240	1 497 967	1 497 971	1 547 391
BELIZE.....	-	-	-	-	7 020	13 945	14 040	15 102
SALVADR.....	257 150	522 396	522 396	542 744	1 081 023	2 193 293	2 193 293	2 267 086
HONDURA.....	114 400	240 311	240 311	249 053	517 812	933 647	933 637	962 426
NICARAG.....	257 150	507 935	509 721	524 718	1 537 454	2 787 593	2 792 037	2 882 715
C RICA.....	61 874	101 288	101 288	105 839	385 749	523 363	523 363	552 686
PANAMA.....	888 570	2 502 121	2 502 121	2 588 402	2 941 411	7 464 943	7 467 412	7 768 049
CANAL Z.....	-	-	-	-	59 150	177 450	177 450	183 365
HAITI.....	-	-	-	-	8 000	18 854	18 854	19 362
DOM REP.....	2 850	1 710	1 710	1 968	12 810	7 812	7 812	9 057
BARBADO.....	-	-	-	-	34 400	83 177	83 177	86 000
TRINID.....	-	-	-	-	201 730	373 963	373 963	414 126
COLOMB.....	228 255	546 836	546 836	569 402	1 408 396	2 998 111	2 998 111	3 130 505
VENEZ.....	524 432	1 081 077	1 081 077	1 152 509	2 242 657	4 319 133	4 319 133	4 596 588
GUYANA.....	221 550	457 704	457 704	475 515	1 732 795	3 334 626	3 331 626	3 478 983
SURINAM.....	164 982	368 964	368 964	383 695	1 179 990	2 564 131	2 564 131	2 671 841
F GUIAN.....	176 840	339 783	300 238	316 408	838 858	1 680 515	1 640 470	1 697 829
ECUADOR.....	582 557	1 216 930	1 216 930	1 274 665	1 836 416	4 022 225	4 022 930	4 206 101
PERU.....	-	-	-	-	82 700	129 468	129 468	137 567
CHILE.....	-	-	-	-	38 204	49 665	49 665	52 928
BRAZIL.....	129 920	216 621	216 621	230 979	519 210	665 751	665 751	713 711
U KING.....	61 440	188 227	188 227	193 440	61 440	188 227	188 227	193 440
NETHLDS.....	45 076	69 966	69 966	75 498	187 707	200 638	200 638	221 339
BELGIUM.....	28 440	82 921	82 921	85 320	28 440	82 921	82 921	85 320
SWITZLD.....	-	-	-	-	37 500	69 911	69 911	74 240
SPAIN.....	14 240	52 782	52 782	55 041	131 180	426 498	426 498	444 485
IRAN.....	344 850	355 279	355 279	420 726	1 362 010	1 380 931	1 380 931	1 579 235
KUWAIT.....	-	-	-	-	697 902	767 125	767 125	892 365
QATAR.....	-	-	-	-	28 750	46 227	46 227	54 217
ARAB EM.....	130 010	42 014	42 010	42 010	130 010	42 014	42 010	42 010
INDIA.....	210 327	240 729	240 729	271 128	780 010	901 132	901 775	1 006 486
PAKISTN.....	116 938	131 923	131 923	150 251	272 202	295 863	295 863	330 587
BNGLDSH.....	341 700	541 943	541 942	593 873	1 337 357	2 137 885	2 137 557	2 346 601
SRI LKA.....	44 820	63 324	63 324	72 057	110 720	172 742	172 752	194 211
THAILND.....	22 300	60 523	60 523	64 521	126 693	290 828	290 828	315 190
S VETNM.....	57 669	79 182	81 182	89 605	421 871	665 233	667 233	730 932
MALAYSA.....	-	-	-	-	50 000	41 179	41 179	47 700
SINGAPR.....	32 100	48 355	48 355	51 025	73 800	120 897	120 897	134 252
INDNSIA.....	79 138	155 814	155 814	168 470	133 936	269 569	269 569	290 817
PHIL R.....	20 931	34 460	34 460	37 421	150 088	197 765	197 865	217 035
CHINA M.....	61 500	134 321	134 321	140 959	99 694	228 105	228 105	240 491
KOR REP.....	-	-	-	-	172 278	400 793	400 793	419 952
HG KONG.....	41 494	64 066	64 066	69 275	80 973	148 669	148 669	159 338
CHINA T.....	107 560	354 825	354 825	376 061	203 360	544 569	544 569	577 932
AUSTRAL.....	-	-	-	-	56 762	201 025	201 025	212 032
GHANA.....	-	-	-	-	27 750	55 500	55 500	58 086

Table 2. Schedule A Commodity by Country of Origin,
Customs Value, F.a.s. and C.i.f.—Continued

(For information on coverage, definitions of Customs, f.a.s., and c.i.f. values, see Explanation of Statistics. Shipments valued less than \$251 are shown only under Schedule A commodity number 990.0000 and excluded from all other commodities. OTH CTY represents total for countries averaging under \$1,000 per month based on Customs Value)

Country of origin	Schedule A commodity number, description and unit of quantity							
	Current month				Cumulative, January to date			
	Net quantity	Value (dollars)			Net quantity	Value (dollars)		
Customs		F.a.s.	C.i.f.	Customs		F.a.s.	C.i.f.	
LIBERIA.....	-	-	-	-	54 780	82 170	82 170	90 118
REP SAF.....	-	-	-	-	21 900	16 664	16 664	19 799
OTH CTY.....	-	-	-	-	1 600	800	800	1 200
TOTAL.....	7 924 092	14 656 396	14 664 137	15 271 822	42 464 337	74 953 460	75 152 989	77 744 742
0313080	SHRIMP, RAW, PEELED, NOT IN AIRTIGHT CONTAINERS							(LB)
CANADA.....	-	-	-	-	14 860	20 349	19 873	20 386
MEXICO.....	1 516 485	3 540 851	3 576 782	3 576 782	9 567 763	22 282 533	22 546 386	22 546 386
GUATHAL.....	930	1 150	1 150	1 228	11 730	11 066	11 066	11 549
SALVADR.....	140 181	185 308	185 308	191 845	762 453	760 555	760 555	799 346
HONDURA.....	37 400	59 840	59 840	61 788	95 080	127 990	127 990	131 738
NICARAG.....	65 798	134 027	134 264	136 844	707 378	1 409 264	1 419 468	1 447 608
C RICA.....	53 796	58 079	58 079	60 779	480 925	445 193	445 193	479 779
PANAMA.....	19 218	18 779	18 779	20 051	197 540	399 428	399 428	419 071
BARBADO.....	72 300	197 817	197 817	205 217	98 800	269 340	269 340	279 379
TRINID.....	31 900	68 629	68 629	71 703	36 100	75 979	75 979	80 141
COLOMB.....	168 874	167 657	167 657	181 737	670 036	937 851	937 851	991 682
VENEZ.....	400	685	685	789	57 800	59 407	59 407	64 714
GUYANA.....	-	-	-	-	101 500	227 450	227 450	236 017
SURINAM.....	-	-	-	-	7 556	15 845	15 845	16 932
F GUIAN.....	-	-	-	-	10 208	15 668	15 668	17 518
ECUADOR.....	136 404	137 645	137 645	146 470	524 426	505 575	506 477	541 247
PERU.....	-	-	-	-	14 550	8 864	8 864	10 694
BRAZIL.....	57 492	71 813	71 813	77 893	104 980	147 179	147 179	156 675
NETHLD.....	85 200	71 536	71 536	81 792	121 800	98 718	98 718	112 902
SPAIN.....	-	-	-	-	2 460	8 979	8 979	9 172
KUWAIT.....	-	-	-	-	41 750	43 563	43 563	52 566
INDIA.....	998 807	826 397	821 961	951 751	8 399 411	6 335 894	6 331 789	7 397 678
PAKISTAN.....	109 172	123 613	123 613	142 913	489 312	528 684	528 684	607 205
BNGLDST.....	57 450	49 593	49 593	57 886	83 898	85 545	85 545	97 160
SRI LKA.....	9 490	10 901	10 900	12 551	75 040	120 534	120 533	134 449
THAILND.....	162 180	179 737	179 737	199 578	655 068	845 574	845 574	915 844
S VETNM.....	210 584	258 610	258 610	283 522	859 790	1 041 643	1 041 634	1 143 361
MALAYSA.....	20 040	22 713	22 713	25 870	27 660	31 524	31 524	35 623
SINGAPR.....	-	-	-	-	101 100	102 778	102 778	113 450
INDNSIA.....	46 680	41 541	41 541	48 638	336 962	334 321	334 321	373 693
PHIL R.....	1 520	1 704	1 704	1 850	93 600	100 442	100 436	108 711
CHINA M.....	3 000	6 457	6 457	6 784	44 370	65 783	65 799	71 026
KOR REP.....	-	-	-	-	29 426	58 591	58 591	58 650
HG KONG.....	157 102	209 154	208 415	228 376	333 655	454 663	453 924	493 150
CHINA T.....	58 782	54 496	54 448	61 124	654 800	660 183	660 135	724 222
JAPAN.....	-	-	-	-	53 800	110 718	110 718	120 918
AUSTRAL.....	22 045	51 414	51 414	54 054	149 952	290 395	290 395	308 545
CAMROON.....	-	-	-	-	61 050	92 253	92 253	100 651
NIGERIA.....	-	-	-	-	40 000	44 321	44 321	45 362
REP SAF.....	10 880	10 375	10 375	13 601	92 954	87 652	87 652	114 956
OTH CTY.....	2 380	1 606	1 606	1 731	2 380	1 606	1 606	1 731
TOTAL.....	4 256 490	6 562 127	6 593 071	6 905 147	26 213 923	39 263 901	39 533 486	41 391 887
0313090	CLAMS AND SEED OYSTERS, NOT IN AIRTIGHT CONTAINERS							(LB)
CANADA.....	-	94 696	95 734	95 955	-	261 342	264 322	264 740
KOR REP.....	-	1 833	1 833	3 088	-	18 805	18 805	25 567
OTH CTY.....	-	1 065	1 065	1 167	-	5 737	5 737	6 414
TOTAL.....	-	97 594	98 632	100 210	-	285 884	288 864	296 721
0320105	FISH, BONITO AND YELLOWTAIL, PREPARED OR PRESERVED, NOT IN OIL, IN AIRTIGHT CONTAINERS							(LB)
OTH CTY.....	-	-	-	-	3 549	5 932	5 879	6 480
TOTAL.....	-	-	-	-	3 549	5 932	5 879	6 480
0320110	HERRING, PREPARED OR PRESERVED IN ANY MANNER, NOT IN OIL, IN AIRTIGHT CONTAINERS							(LB)
CANADA.....	569 991	216 379	221 762	221 762	3 880 541	1 598 044	1 648 420	1 653 660
ICELAND.....	-	-	-	-	212 414	331 094	331 094	346 601
SWEDEN.....	37 340	35 774	35 774	38 707	207 584	204 646	204 646	217 447
NORWAY.....	58 322	69 656	69 656	73 613	221 015	262 351	262 369	276 736
FINLAND.....	15 741	17 170	17 170	19 121	65 926	69 616	69 616	78 466
U KING.....	24 340	29 420	26 994	29 020	125 746	122 828	120 402	128 333
NETHLD.....	-	-	-	-	65 655	49 509	49 180	53 886
W GERM.....	43 085	40 351	40 351	43 133	287 745	220 948	221 157	241 989
OTH CTY.....	304	321	321	372	29 649	11 334	11 334	13 790
TOTAL.....	749 123	409 071	412 028	425 728	5 096 275	2 870 370	2 918 218	3 010 908
0320115	SALMON, PREPARED OR PRESERVED IN ANY MANNER, NOT IN OIL, IN AIRTIGHT CONTAINERS							(LB)
CANADA.....	-	-	-	-	80 400	140 034	140 569	140 569
U KING.....	-	-	-	-	4 882	6 844	6 844	7 335
JAPAN.....	-	-	-	-	354 242	454 005	454 005	477 346
OTH CTY.....	502	442	442	482	502	442	442	482
TOTAL.....	502	442	442	482	440 026	601 325	601 860	625 732
0320120	SARDINES, PREPARED OR PRESERVED IN ANY MANNER, NOT IN OIL, IN AIRTIGHT CONTAINERS							(LB)
CANADA.....	7 024	3 978	4 038	4 038	124 320	58 699	59 752	59 752
MEXICO.....	55 200	22 540	22 540	22 540	107 450	46 884	46 884	46 884
ICELAND.....	-	-	-	-	30 000	31 168	31 168	33 900
SWEDEN.....	9 240	8 100	8 100	8 701	15 099	14 341	14 161	15 236
NORWAY.....	84 107	77 189	76 989	81 449	1 324 759	1 116 824	1 116 524	1 176 849

Table 2. Schedule A Commodity by Country of Origin,
Customs Value, F.a.s. and C.i.f.—Continued

(For information on coverage, definitions of Customs, f.a.s., and c.i.f. values, see Explanation of Statistics. Shipments valued less than \$251 are shown only under Schedule A commodity number 990.0000 and excluded from all other commodities. OTH CTY represents total for countries averaging under \$1,000 per month based on Customs Value)

Country of origin	Schedule A commodity number, description and unit of quantity								
	Current month				Cumulative, January to date				
	Net quantity	Value (dollars)			Net quantity	Value (dollars)			
Customs		F.a.s.	C.i.f.	Customs		F.a.s.	C.i.f.		
DENMARK.....	13 750	10 092	10 092	11 097	24 510	19 953	19 953	21 745	
POLAND.....	-	-	-	-	148 277	64 042	62 631	72 568	
SPAIN.....	-	-	-	-	25 684	23 866	23 866	24 653	
PORTUGL.....	-	-	-	-	81 300	81 160	80 806	87 109	
PHIL R.....	625	320	320	373	8 501	5 774	5 774	6 825	
JAPAN.....	7 962	3 591	3 591	4 126	46 550	20 361	20 361	23 471	
REP SAF.....	135 051	48 442	48 442	58 844	1 280 147	476 871	475 590	566 398	
SW AFR.....	-	-	-	-	972 380	333 452	363 452	432 561	
OTH CTY.....	3 600	900	900	1 075	19 647	8 328	8 345	9 645	
TOTAL.....	316 559	175 152	175 012	192 243	4 208 624	2 301 723	2 349 267	2 577 446	
0320124	TUNA, ALBACORE, PREPARED OR PRESERVED, NOT IN OIL, IN AIRTIGHT CONTAINERS							(LB)	
PORTUGL.....	-	-	-	-	98 655	81 947	81 947	87 300	
CHINA T.....	32 419	28 806	28 806	30 703	32 419	28 806	28 806	30 703	
JAPAN.....	1 312 713	1 292 584	1 285 492	1 374 173	8 281 855	8 457 697	8 418 101	8 949 466	
OTH CTY.....	-	-	-	-	5 600	3 855	3 855	4 200	
TOTAL.....	1 345 132	1 321 390	1 314 298	1 404 876	8 418 529	8 572 305	8 532 709	9 071 669	
0320128	TUNA, EXCEPT ALBACORE, PREPARED OR PRES, NOT IN OIL, IN AIRTIGHT CONTAINERS							(LB)	
CANADA.....	-	-	-	-	52 370	43 844	44 082	44 082	
MEXICO.....	-	-	-	-	316 288	267 257	267 257	267 257	
ECUADOR.....	-	-	-	-	13 440	12 800	12 800	13 428	
PORTUGL.....	19 900	16 778	16 778	18 333	148 952	128 837	128 837	137 596	
THAILND.....	90 553	75 991	75 991	81 875	311 029	264 154	264 154	284 375	
PHIL R.....	-	-	-	-	31 860	24 279	24 279	25 821	
KOR REP.....	-	-	-	-	6 234	5 614	5 614	5 967	
CHINA T.....	12 056	8 996	8 996	9 795	207 566	154 255	154 015	167 007	
JAPAN.....	596 887	522 647	512 272	548 133	6 677 964	5 857 751	5 843 906	6 239 187	
ANGOLA.....	-	-	-	-	90 773	71 910	71 910	79 112	
MAURIT.....	37 381	28 630	28 630	30 775	69 954	53 608	53 608	58 278	
OTH CTY.....	-	-	-	-	2 010	1 042	1 042	1 146	
TOTAL.....	756 777	653 042	642 667	688 911	7 928 440	6 885 351	6 871 504	7 323 258	
0320130	FISH, NES, PREPARED OR PRESERVED IN ANY MANNER, NOT IN OIL, IN AIRTIGHT CONTAINERS							(LB)	
CANADA.....	-	-	-	-	34 128	19 711	19 852	19 852	
ECUADOR.....	-	-	-	-	18 048	13 536	13 536	14 847	
ICELAND.....	-	-	-	-	10 989	27 798	27 798	28 750	
SPAIN.....	2 501	3 687	3 687	3 848	70 086	47 741	47 741	51 885	
PORTUGL.....	-	-	-	-	39 674	21 547	21 547	23 072	
ITALY.....	18 000	9 250	9 250	10 184	101 764	56 270	56 270	61 443	
GREECE.....	-	-	-	-	8 948	7 700	7 700	8 781	
ISRAEL.....	-	-	-	-	34 463	35 120	35 120	37 560	
PHIL R.....	64 788	18 117	18 117	22 922	280 001	89 977	89 821	107 806	
CHINA M.....	1 355	1 569	1 569	1 762	9 377	10 902	10 902	12 126	
KOR REP.....	100 125	39 171	39 171	43 839	236 195	75 057	75 057	87 549	
HG KONG.....	-	-	-	-	6 193	11 141	11 183	12 250	
CHINA T.....	1 217	2 681	2 681	3 038	5 180	8 574	8 574	9 351	
JAPAN.....	1 125 712	264 195	264 163	326 497	2 866 536	769 068	768 892	925 207	
OTH CTY.....	450	360	360	438	14 912	16 795	16 795	18 503	
TOTAL.....	1 314 148	339 030	338 998	412 528	3 736 494	1 210 937	1 210 794	1 418 982	
0320132	ANCHOVIES, PREPARED OR PRESERVED IN ANY MANNER, IN OIL AND IN AIRTIGHT CONTAINERS							(LB)	
SPAIN.....	117 571	201 932	200 037	207 804	1 086 238	1 505 074	1 494 002	1 558 119	
PORTUGL.....	47 132	83 594	83 594	87 624	519 159	837 184	833 085	871 982	
OTH CTY.....	1 438	1 384	1 384	1 666	6 780	7 593	7 593	8 544	
TOTAL.....	166 141	286 910	285 015	297 094	1 612 177	2 349 851	2 334 680	2 438 645	
0320135	BONITO, YELLOWTAIL, HERRING, POLLOCK AND SALMON, IN OIL AND IN AIRTIGHT CONTAINERS							(LB)	
CANADA.....	3 326	2 073	2 083	2 083	24 276	20 290	20 362	20 362	
SWEDEN.....	83	616	616	631	6 779	7 994	7 994	9 168	
W GERM.....	11 264	15 169	15 169	16 159	26 761	36 911	36 911	39 406	
PORTUGL.....	9 871	14 700	14 448	15 130	29 912	37 869	37 437	39 439	
GREECE.....	4 134	6 500	6 500	7 087	27 048	34 364	33 016	36 039	
OTH CTY.....	-	-	-	-	3 306	7 070	7 070	7 631	
TOTAL.....	28 678	39 058	38 816	41 090	118 082	144 498	142 790	152 045	
0320140	SARDINES, PREPARED OR PRESERVED IN ANY MANNER, IN OIL AND IN AIRTIGHT CONTAINERS							(LB)	
CANADA.....	213 363	106 497	108 373	108 373	1 062 163	555 281	563 812	563 812	
VENEZ.....	-	-	-	-	42 187	21 000	21 000	22 052	
BRAZIL.....	-	-	-	-	65 601	29 491	29 491	32 379	
ARGENT.....	-	-	-	-	190 386	68 490	68 490	78 540	
SWEDEN.....	16 940	16 250	16 250	17 454	20 576	19 772	19 773	21 220	
NORWAY.....	381 554	396 114	396 115	416 154	3 275 453	3 469 774	3 488 890	3 651 050	
DENMARK.....	10 942	9 462	9 462	10 435	77 489	72 147	72 019	77 473	
U KING.....	34 156	28 494	28 494	30 602	90 369	77 578	77 578	83 002	
W GERM.....	-	-	-	-	4 560	6 763	6 763	7 111	
CZECHO.....	-	-	-	-	24 343	9 202	9 202	10 701	
POLAND.....	37 117	19 840	17 215	18 883	229 771	116 635	102 823	116 121	
SPAIN.....	100 620	80 917	78 623	83 650	663 021	494 334	487 531	522 510	
PORTUGL.....	68 810	80 283	80 283	85 798	1 256 296	1 281 777	1 278 670	1 362 680	
JAPAN.....	28 125	9 375	9 375	10 945	28 633	10 935	10 935	12 661	
MOROC.....	-	-	-	-	138 814	113 130	113 130	119 430	
REP SAF.....	-	-	-	-	112 500	22 000	22 000	28 735	
OTH CTY.....	4 965	4 349	4 349	4 753	9 028	9 442	9 445	10 686	
TOTAL.....	896 592	751 581	748 539	787 047	7 291 190	6 377 751	6 381 552	6 720 163	

Table 2. Schedule A Commodity by Country of Origin,
Customs Value, F.a.s. and C.i.f.—Continued

(For information on coverage, definitions of Customs, f.a.s., and c.i.f. values, see Explanation of Statistics. Shipments valued less than \$251 are shown only under Schedule A commodity number 990.0000 and excluded from all other commodities. OTH CTY represents total for countries averaging under \$1,000 per month based on Customs Value)

Country of origin	Schedule A commodity number, description and unit of quantity							
	Current month				Cumulative, January to date			
	Net quantity	Value (dollars)			Net quantity	Value (dollars)		
Customs		F.a.s.	C.i.f.	Customs		F.a.s.	C.i.f.	
0320142	FISH, NES, PREPARED OR PRESERVED IN ANY MANNER, IN OIL AND IN AIRTIGHT CONTAINERS						(LB)	
POLAND.....	-	-	-	-	23 693	13 568	13 568	15 180
USSR.....	-	-	-	-	22 849	15 092	15 092	17 489
SPAIN.....	28 129	44 997	44 997	47 404	223 446	236 885	236 885	253 360
PORTUGL.....	-	-	-	-	71 536	80 913	80 913	86 626
ITALY.....	-	-	-	-	4 127	5 052	5 052	5 354
ISRAEL.....	7 407	7 809	7 809	8 619	7 407	7 809	7 809	8 619
CHINA M.....	7 390	6 049	6 046	6 727	14 008	11 670	11 664	12 827
KOR REP.....	-	-	-	-	37 813	23 520	23 520	25 518
HG KONG.....	1 965	4 392	4 425	4 864	10 828	19 892	19 947	21 893
CHINA T.....	840	1 394	1 394	1 579	5 190	5 170	5 170	5 462
JAPAN.....	73 315	63 298	63 298	67 771	286 401	228 407	228 407	246 690
MOROCCO.....	38 856	31 138	31 138	32 797	57 856	45 638	45 638	48 231
OTH CTY.....	1 200	1 717	1 717	1 828	9 114	10 552	10 552	11 528
TOTAL.....	159 102	160 794	160 824	171 589	774 268	704 168	704 217	758 777
0320145	FISH PASTES AND SAUCES						(LB)	
BELGIUM.....	-	-	-	-	973	9 857	9 857	10 061
SPAIN.....	7 631	6 875	6 875	7 508	28 831	16 475	16 450	18 209
ITALY.....	1 725	3 786	3 786	4 729	9 965	18 321	18 321	21 033
THAILND.....	20 820	6 202	6 202	7 575	241 568	64 790	64 858	82 735
S VETNM.....	7 064	4 966	4 966	6 481	14 427	11 314	11 314	16 019
PHIL R.....	62 096	16 441	16 393	20 542	235 166	71 193	70 553	86 971
HG KONG.....	1 260	725	725	793	27 416	13 960	13 982	15 585
CHINA T.....	-	-	-	-	4 425	5 775	5 775	6 259
JAPAN.....	780	960	960	1 006	7 016	6 582	6 582	7 544
OTH CTY.....	759	1 823	1 823	1 949	10 663	11 583	11 574	13 115
TOTAL.....	102 135	41 778	41 730	50 583	580 450	229 850	229 266	277 531
0320148	FISH BALLS, CAKES AND PUDDINGS						(LB)	
NORWAY.....	23 957	13 710	13 710	14 722	134 866	69 957	69 857	76 596
CHINA T.....	15 000	12 450	12 450	13 389	28 680	23 440	23 440	25 382
JAPAN.....	14 488	13 365	13 440	15 492	116 966	95 668	95 865	112 121
OTH CTY.....	233	300	300	314	8 690	5 708	5 708	6 521
TOTAL.....	53 678	39 825	39 900	43 917	289 202	194 773	194 870	220 620
0320150	FISH STICKS, FILLETS, ETC OF FISH, IF BREADED, COATED WITH BATTER OR SIMILARLY PREP						(LB)	
CANADA.....	45 490	24 438	27 222	27 222	185 736	110 341	123 773	123 773
OTH CTY.....	-	-	-	-	1 030	756	756	944
TOTAL.....	45 490	24 438	27 222	27 222	186 766	111 097	124 529	124 717
0320152	STURGEON ROE, FRESH, CHILLED, FROZEN, PREPARED OR PRESERVED						(LB)	
USSR.....	-	-	-	-	3 434	114 929	114 935	121 079
ITALY.....	-	-	-	-	11 810	165 780	165 780	205 170
IRAN.....	-	-	-	-	18 753	451 268	451 268	458 900
TOTAL.....	-	-	-	-	33 997	731 977	731 983	785 149
0320155	FISH ROE, EXCEPT STURGEON, BOILED AND IN AIRTIGHT CONTAINERS						(LB)	
ICELAND.....	-	-	-	-	41 711	98 383	98 570	102 980
NORWAY.....	1 140	855	855	875	8 110	5 152	5 152	5 638
DENMARK.....	112	262	262	302	6 689	5 360	5 207	5 716
FRANCE.....	-	-	-	-	2 160	6 582	6 582	6 901
OTH CTY.....	-	-	-	-	4 773	3 128	3 128	3 447
TOTAL.....	1 252	1 117	1 117	1 177	63 443	118 605	118 639	124 682
0320160	ALBACORE, PREP OR PRES, NSPF, NOT IN OIL IN BULK OR IN CONTRS OVER 15 LB WITH CONTENTS						(LB)	
JAPAN.....	100 000	69 055	69 055	76 457	300 000	254 665	254 665	277 013
TOTAL.....	100 000	69 055	69 055	76 457	300 000	254 665	254 665	277 013
0320167	TUNA NES, PREP OR PRES, NSPF, NOT IN OIL, IN BULK OR IN CONTAINERS OVER 15 LB WTH CNTNTS						(LB)	
JAPAN.....	100 000	66 778	66 778	74 130	380 000	269 432	269 432	297 669
OPAC IS.....	-	-	-	-	10 000	8 835	8 835	10 084
TOTAL.....	100 000	66 778	66 778	74 130	390 000	278 267	278 267	307 753
0320175	ANTIPASTO						(LB)	
DOM REP.....	-	-	-	-	54 000	21 900	21 900	23 398
SPAIN.....	2 919	2 688	2 688	2 855	10 171	10 483	10 483	11 110
ITALY.....	210	528	528	674	42 643	52 321	52 018	59 515
OTH CTY.....	25	287	287	287	25	287	287	287
TOTAL.....	3 154	3 503	3 503	3 816	106 839	84 991	84 688	94 310
0320180	FISH, PREPARED OR PRESERVED, NSPF						(LB)	
GREENLD.....	-	-	-	-	36 082	6 813	6 813	7 998
CANADA.....	98 749	18 093	18 313	18 858	1 021 631	309 883	312 775	315 763
NORWAY.....	-	-	-	-	358 020	89 529	89 529	98 581
DENMARK.....	155 540	27 125	27 125	34 490	752 216	193 083	193 083	225 375
POLAND.....	-	-	-	-	278 256	55 234	55 234	66 086
PHIL R.....	11 762	3 958	3 958	4 448	15 681	6 853	6 853	7 758
CHINA M.....	1 550	2 347	2 351	2 549	2 475	5 333	5 337	5 873
KOR REP.....	3 142	3 905	3 609	5 166	4 301	5 709	5 413	7 776

Table 2. Schedule A Commodity by Country of Origin,
Customs Value, F.a.s. and C.i.f.—Continued

(For information on coverage, definitions of Customs, f.a.s., and c.i.f. values, see Explanation of Statistics. Shipments valued less than \$251 are shown only under Schedule A commodity number 990.0000 and excluded from all other commodities. OTH CTY represents total for countries averaging under \$1,000 per month based on Customs Value)

Country of origin	Schedule A commodity number, description and unit of quantity								
	Current month				Cumulative, January to date				
	Net quantity	Value (dollars)			Net quantity	Value (dollars)			
Customs		F.a.s.	C.i.f.	Customs		F.a.s.	C.i.f.		
HG KONG.....	3 935	17 119	17 509	18 363	9 373	61 491	62 026	66 641	
CHINA T.....	1 102	4 372	4 372	4 493	2 253	9 908	9 884	10 243	
JAPAN.....	151 318	85 893	85 908	99 642	2 116 054	651 990	652 327	796 531	
OTH CTY.....	493	2 536	2 536	2 838	23 408	14 935	15 017	17 103	
TOTAL.....	427 591	165 348	165 681	190 847	4 619 750	1 410 761	1 414 251	1 625 726	
0320205	CLAMS, IN AIRTIGHT CONTAINERS							(LB)	
ECUADOR.....	2 500	2 000	2 000	2 069	37 299	29 352	29 352	36 107	
SPAIN.....	4 928	7 156	7 156	8 255	11 260	15 731	15 731	17 337	
KOR REP.....	-	-	-	-	30 001	20 038	26 038	27 526	
JAPAN.....	80 622	85 069	61 040	71 707	686 683	746 306	547 425	607 474	
OTH CTY.....	-	-	-	-	7 193	5 279	5 279	6 084	
TOTAL.....	88 050	94 225	70 196	82 031	772 436	822 706	623 825	694 528	
0320210	CRABMEAT, PREPARED OR PRESERVED, INCLUDE PASTES AND SAUCES							(LB)	
CANADA.....	26 764	50 414	50 938	50 938	66 192	148 747	149 479	149 479	
VENEZ.....	49 036	113 371	113 371	120 265	331 167	659 393	659 393	708 710	
SWEDEN.....	403	355	355	385	4 603	21 800	21 800	22 177	
THAILND.....	-	-	-	-	4 075	5 756	5 756	5 996	
CHINA T.....	21 600	32 736	32 736	34 077	130 748	201 426	201 574	211 971	
JAPAN.....	-	-	-	-	3 774	12 392	12 412	13 071	
REP SAF.....	-	-	-	-	8 000	15 211	15 211	16 000	
OTH CTY.....	-	-	-	-	2 827	4 545	4 545	4 979	
TOTAL.....	97 803	196 876	197 400	205 665	551 386	1 069 270	1 070 170	1 132 363	
0320215	OYSTERS, SMOKED, IN AIRTIGHT CONTAINERS							(LB)	
KOR REP.....	37 955	34 527	34 527	36 564	517 975	474 795	474 796	500 716	
JAPAN.....	41 040	47 796	47 796	50 008	441 314	479 410	478 986	506 494	
TOTAL.....	78 995	82 323	82 323	86 572	959 289	954 205	953 782	1 007 210	
0320220	OYSTERS, EXCEPT SMOKED, IN AIRTIGHT CONTAINERS							(LB)	
KOR REP.....	267 650	143 519	143 519	154 608	460 667	251 376	251 376	270 846	
HG KONG.....	28 312	25 856	25 884	28 084	268 875	218 738	220 322	240 077	
JAPAN.....	58 207	32 441	32 441	35 522	1 026 649	570 246	570 241	619 621	
OTH CTY.....	3 232	462	462	724	11 678	5 010	5 010	5 866	
TOTAL.....	357 401	202 278	202 406	218 938	1 767 869	1 045 370	1 046 949	1 136 610	
0320225	SHELLFISH, ABALONE							(LB)	
MEXICO.....	316 521	845 995	845 995	845 995	1 449 709	3 901 241	3 901 432	3 901 432	
NETHLD.....	19 758	40 458	40 458	44 791	209 474	350 252	350 252	371 211	
JAPAN.....	5 188	16 124	16 124	17 272	5 188	16 124	16 124	17 272	
AUSTRAL.....	33 225	74 294	74 294	76 087	164 794	375 928	375 777	386 064	
OTH CTY.....	100	598	598	668	3 595	5 685	5 764	6 235	
TOTAL.....	374 792	977 469	977 469	984 813	1 832 760	4 649 230	4 649 349	4 682 214	
0320230	LOBSTERS IN AIRTIGHT CONTAINERS							(LB)	
CANADA.....	247 969	1 291 944	1 292 454	1 292 454	533 801	2 784 054	2 782 073	2 784 204	
THAILND.....	-	-	-	-	4 875	21 343	21 343	22 250	
OTH CTY.....	1 739	4 808	4 808	5 109	1 968	5 688	5 688	6 108	
TOTAL.....	249 708	1 296 752	1 297 262	1 297 563	540 644	2 811 085	2 809 104	2 812 562	
0320235	SHRIMP, PEELED, IN AIRTIGHT CONTAINERS							(LB)	
CANADA.....	-	-	-	-	21 300	107 390	107 390	107 390	
ECUADOR.....	13 000	30 666	30 666	31 842	24 960	44 281	44 281	46 351	
BRAZIL.....	31 536	93 060	93 060	97 752	31 536	93 060	93 060	97 752	
ICELAND.....	-	-	-	-	96 346	258 940	258 940	268 001	
NORWAY.....	-	-	-	-	2 341	5 484	5 484	5 813	
DENMARK.....	-	-	-	-	6 328	11 074	10 648	11 175	
IRAN.....	-	-	-	-	91 778	175 897	175 897	187 435	
INDIA.....	16 086	13 432	13 432	15 545	105 292	94 852	94 852	110 549	
PAKISTN.....	-	-	-	-	42 925	55 528	55 528	63 090	
THAILND.....	-	-	-	-	69 613	80 112	80 112	86 947	
S VETNM.....	440	700	700	903	48 181	84 013	86 154	96 645	
MALAYS.....	-	-	-	-	90 651	98 829	98 829	104 971	
PHIL R.....	9 576	5 403	5 403	6 580	27 624	20 665	20 665	23 305	
CHINA T.....	-	-	-	-	45 198	37 616	37 580	42 140	
JAPAN.....	686	1 585	1 585	1 665	6 274	12 897	12 897	14 159	
CAMROON.....	-	-	-	-	41 898	41 898	41 898	45 149	
IVY CST.....	-	-	-	-	9 950	14 925	14 925	16 284	
OTH CTY.....	12 360	4 349	4 349	5 153	25 813	16 644	16 660	18 155	
TOTAL.....	83 684	149 195	149 195	159 440	788 008	1 254 105	1 255 800	1 345 311	
0320243	SHRIMP, PEELED, BUT NOT BREADED, NSPF, NOT IN AIRTIGHT CONTAINERS							(LB)	
MEXICO.....	17 600	24 360	24 360	24 360	22 652	33 911	33 932	33 932	
GUATMAL.....	-	-	-	-	41 700	37 783	37 783	39 822	
NICARAG.....	39 100	35 906	42 906	45 210	39 100	35 906	42 906	45 210	
PANAMA.....	-	-	-	-	35 250	17 480	17 480	18 416	
TRINID.....	59 400	129 061	129 061	134 404	74 800	157 507	157 507	164 315	
COLOMB.....	-	-	-	-	17 018	20 596	20 596	21 400	
F GUJAN.....	13 100	13 100	13 100	14 059	29 550	34 509	34 509	36 771	
ECUADOR.....	-	-	-	-	50 812	52 246	52 246	57 706	
CHILE.....	5 800	8 500	8 500	9 409	11 800	18 100	18 100	20 008	

Table 2. Schedule A Commodity by Country of Origin,
Customs Value, F.a.s. and C.i.f.—Continued

(For information on coverage, definitions of Customs, f.a.s., and c.i.f. values, see Explanation of Statistics. Shipments valued less than \$251 are shown only under Schedule A commodity number 990.0000 and excluded from all other commodities. OTH CTY represents total for countries averaging under \$1,000 per month based on Customs Value)

Country of origin	Schedule A commodity number, description and unit of quantity							
	Current month				Cumulative, January to date			
	Net quantity	Value (dollars)			Net quantity	Value (dollars)		
Customs		F.a.s.	C.i.f.	Customs		F.a.s.	C.i.f.	
KUWAIT.....	-	-	-	-	4 090	11 248	11 298	11 298
INDIA.....	24 730	20 240	20 243	23 490	524 976	299 411	299 545	366 147
THAILND.....	48 958	76 584	76 595	83 687	417 628	723 849	724 246	798 172
S VETNM.....	-	-	-	-	18 013	24 391	24 391	25 050
MALAYSA.....	17 900	23 031	23 031	25 161	43 250	54 801	54 801	60 118
SINGAPR.....	-	-	-	-	10 493	13 704	13 704	14 744
INDNSIA.....	25 351	49 888	49 888	54 534	55 027	101 240	103 240	112 047
PHIL R.....	3 810	3 857	3 857	4 752	36 303	59 719	59 719	65 063
CHINA M.....	9 000	15 365	15 365	16 500	13 035	22 053	22 102	23 747
KOR REP.....	16 745	3 629	3 629	4 524	22 459	5 577	5 577	6 884
HG KONG.....	2 824	3 653	3 647	3 983	10 148	12 775	12 920	14 107
CHINA T.....	49 080	50 504	50 504	55 948	224 436	186 265	186 306	209 311
JAPAN.....	10 988	23 474	23 569	25 950	32 566	69 567	70 001	77 259
AUSTRAL.....	-	-	-	-	8 316	17 336	17 436	17 436
OTH CTY.....	6 000	4 454	4 454	4 624	7 860	8 624	8 625	9 076
TOTAL.....	350 386	485 606	492 709	530 595	1 751 282	2 018 598	2 028 970	2 248 039
0320247	SHRIMP, PEELED, BREADED, NOT IN AIRTIGHT CONTAINERS (LB)							
CANADA.....	5 375	8 838	9 210	9 210	12 675	19 834	21 114	21 114
MEXICO.....	20 680	39 577	39 577	39 577	427 768	673 137	673 137	673 137
F GUIAN.....	-	-	-	-	9 800	9 800	9 800	10 353
THAILND.....	-	-	-	-	36 440	66 374	66 714	71 840
SINGAPR.....	-	-	-	-	9 500	10 826	10 826	11 940
OTH CTY.....	-	-	-	-	2 700	1 950	1 950	2 240
TOTAL.....	26 055	48 415	48 787	48 787	498 883	781 921	783 541	790 624
0320250	SHELLFISH, INCLUDING PASTES AND SAUCES, NSPF (LB)							
CANADA.....	12 240	9 483	9 563	9 563	105 985	59 371	59 798	59 798
MEXICO.....	31 800	46 482	46 505	46 505	37 300	52 482	52 505	52 505
BELIZE.....	17 725	12 407	12 407	13 140	238 961	128 604	128 604	138 008
HONDURA.....	-	-	-	-	68 043	44 919	44 919	46 812
C RICA.....	-	-	-	-	13 455	15 499	15 499	16 809
BAHAMAS.....	3 041	4 056	4 760	5 310	110 612	325 259	325 963	331 485
JAMAICA.....	24 750	14 830	14 830	15 078	67 632	42 340	42 340	44 231
HAITI.....	1 677	5 987	5 987	6 154	1 677	5 987	5 987	6 154
DOM REP.....	60 455	21 313	21 313	24 281	222 070	68 597	68 597	80 198
LW WW I.....	-	-	-	-	5 240	20 960	20 960	21 480
COLOMB.....	4 000	4 000	4 000	4 806	75 409	35 736	35 736	40 986
VENEZ.....	-	-	-	-	20 620	12 476	12 851	13 503
CHILE.....	111 996	238 280	238 280	246 635	200 120	384 098	384 098	400 198
NORWAY.....	-	-	-	-	2 734	14 819	14 819	15 375
DENMARK.....	-	-	-	-	57 652	46 656	46 657	51 376
FRANCE.....	2 646	9 429	9 429	9 755	10 426	14 027	14 016	14 625
AZORES.....	1 110	1 271	1 271	2 495	6 037	7 056	7 056	11 675
SPAIN.....	219 101	201 450	201 451	212 744	891 300	764 079	763 498	826 246
PORTUGL.....	19 192	22 050	22 050	27 507	127 566	113 399	113 279	133 742
INDIA.....	-	-	-	-	64 140	44 955	44 355	52 609
THAILND.....	3 850	6 766	6 766	7 547	36 493	63 759	63 759	71 231
S VETNM.....	651	510	510	614	37 826	46 373	46 373	51 995
SINGAPR.....	400	1 201	1 241	1 363	28 940	64 494	64 534	69 277
INDNSIA.....	-	-	-	-	14 520	15 385	15 385	17 577
PHIL R.....	580	540	540	613	17 086	12 214	12 219	14 795
CHINA M.....	7 560	11 759	11 731	13 114	70 938	142 666	142 691	156 976
KOR REP.....	20 461	10 497	10 497	12 086	264 903	202 532	202 632	231 018
HG KONG.....	25 660	42 131	42 175	45 573	76 395	144 861	145 487	158 028
CHINA T.....	52 650	42 169	42 167	47 801	333 330	177 800	177 798	213 449
JAPAN.....	22 345	47 367	47 367	52 899	328 755	483 454	483 925	539 659
AUSTRAL.....	20 000	110 290	110 290	115 000	24 789	121 913	121 913	127 102
CNRY I.....	-	-	-	-	166 314	94 962	94 962	105 416
LIBERIA.....	-	-	-	-	121 000	199 650	199 650	203 223
MOZAMBQ.....	-	-	-	-	30 620	18 000	18 000	23 901
REP SAF.....	55 192	24 454	24 454	29 829	166 043	69 163	69 163	83 263
OTH CTY.....	-	-	-	-	19 911	19 301	19 331	21 570
TOTAL.....	719 082	888 722	889 584	950 412	4 064 032	4 077 846	4 079 359	4 446 295
0320260	JUICES-CLAM AND OYSTER IN AIRTIGHT CONTAINERS (LB)							
SINGAPR.....	-	-	-	-	24 900	7 876	7 876	8 682
CHINA M.....	2 753	3 057	3 057	3 404	17 529	13 696	13 696	15 084
HG KONG.....	149 310	103 751	104 290	114 168	478 006	342 131	341 461	373 960
CHINA T.....	38 145	17 717	17 717	19 294	38 145	17 717	17 717	19 294
JAPAN.....	-	-	-	-	8 476	5 476	5 476	6 138
TOTAL.....	190 208	124 525	125 064	136 866	567 056	386 896	386 226	423 158
0410020	WHEAT, SEED (BU)							
CANADA.....	6 294	40 216	40 837	40 837	22 380	146 605	149 038	149 038
MEXICO.....	-	-	-	-	13 782	110 857	111 024	111 024
TOTAL.....	6 294	40 216	40 837	40 837	36 162	257 462	260 062	260 062
0410040	WHEAT, EXCEPT SEED (BU)							
CANADA.....	-	-	-	-	5 375	36 723	37 235	37 235
TOTAL.....	-	-	-	-	5 375	36 723	37 235	37 235
0421000	RICE, PADDY OR ROUGH, BROWN, HULLS REMOVED, ALL OR IN PART (LB)							
OTH CTY.....	-	-	-	-	4 775	2 793	2 793	3 043
TOTAL.....	-	-	-	-	4 775	2 793	2 793	3 043

Table 2. Schedule A Commodity by Country of Origin, Customs Value, F.a.s. and C.i.f.—Continued

(For information on coverage, definitions of Customs, f.a.s., and c.i.f. values, see Explanation of Statistics. Shipments valued less than \$251 are shown only under Schedule A commodity number 990.0000 and excluded from all other commodities. OTH CTY represents total for countries averaging under \$1,000 per month based on Customs Value)

Country of origin	Schedule A commodity number, description and unit of quantity							
	Current month				Cumulative, January to date			
	Net quantity	Value (dollars)			Net quantity	Value (dollars)		
Customs		F.a.s.	C.i.f.	Customs		F.a.s.	C.i.f.	
0422000	RICE, MILLED OR BROKEN, INCLUDING PATNA							(LB)
CANADA.....	-	-	-	-	191 600	33 404	33 404	33 404
ITALY.....	-	-	-	-	242 435	80 838	80 838	92 529
INDIA.....	-	-	-	-	176 310	68 782	68 782	74 869
PAKISTAN.....	22 046	10 000	10 000	10 700	242 446	95 177	95 177	102 996
OTH CTY.....	602	356	356	404	6 163	2 872	2 872	3 469
TOTAL.....	22 648	10 356	10 356	11 104	858 954	281 073	281 073	307 267
0430000	BARLEY, UNMILLED							(BU)
CANADA.....	2 353 101	9 264 238	9 320 285	9 740 304	5 038 490	21 061 864	21 280 913	21 866 753
U KING.....	-	-	-	-	46	183 596	183 596	183 767
TOTAL.....	2 353 101	9 264 238	9 320 285	9 740 304	5 038 536	21 245 460	21 464 509	22 050 520
0440000	CORN, UNMILLED							(BU)
CANADA.....	1 733	73 701	74 324	74 338	70 436	1 579 382	1 595 132	1 595 795
MEXICO.....	855	5 266	5 266	5 266	28 815	370 368	370 368	370 368
COLOMB.....	-	-	-	-	134 104	539 632	539 632	631 642
PERU.....	179	2 875	2 875	3 306	410	6 125	6 125	7 092
CHILE.....	-	-	-	-	3 976	80 800	80 800	86 584
BRAZIL.....	25 982	91 740	91 740	118 888	117 396	424 579	424 579	540 324
PARAGUA.....	49 368	161 480	161 480	216 287	66 085	223 899	223 899	301 938
ARGENT.....	30 021	335 526	335 526	407 016	145 487	1 668 508	1 668 508	2 019 450
FRANCE.....	24	266	266	1 273	66 655	2 005 917	2 005 917	2 192 994
SPAIN.....	-	-	-	-	37 350	567 050	567 050	682 903
ITALY.....	-	-	-	-	12 981	209 389	209 389	244 431
YUGOSLV.....	-	-	-	-	153 415	3 978 362	3 978 362	4 334 980
REP SAF.....	-	-	-	-	15 233	78 379	75 539	81 948
OTH CTY.....	-	-	-	-	728	6 333	6 333	9 346
TOTAL.....	108 162	670 854	671 477	826 374	853 071	11 738 723	11 751 633	13 099 795
0451000	RYE, UNMILLED							(BU)
CANADA.....	218 103	545 572	561 274	584 815	254 841	633 214	665 278	688 819
TOTAL.....	218 103	545 572	561 274	584 815	254 841	633 214	665 278	688 819
0452000	OATS, UNMILLED							(BU)
CANADA.....	9 281	17 256	17 663	17 663	30 451	65 066	66 583	66 583
TOTAL.....	9 281	17 256	17 663	17 663	30 451	65 066	66 583	66 583
0459000	CEREALS, UNMILLED, NES							
CANADA.....	-	174 322	177 506	177 506	-	896 458	910 258	910 258
MEXICO.....	-	1 396	1 396	1 396	-	28 206	28 206	28 206
FRANCE.....	-	20 708	20 708	25 053	-	58 764	58 764	67 790
AUSTRAL.....	-	-	-	-	-	108 364	108 364	133 841
MOROC.....	-	7 077	7 077	8 444	-	56 150	56 150	70 738
OTH CTY.....	-	1 340	1 340	1 938	-	2 222	2 222	3 003
TOTAL.....	-	204 843	208 027	214 337	-	1 150 164	1 163 964	1 213 836
0481200	CEREAL BREAKFAST FOODS AND PREPARATIONS							(LB)
CANADA.....	247 217	93 562	89 058	99 218	1 358 874	540 123	504 516	557 267
MEXICO.....	-	-	-	-	261 850	33 488	33 488	33 488
COLOMB.....	446 410	169 608	169 608	190 484	1 134 123	406 296	406 296	457 400
VENEZ.....	13 200	2 112	2 112	3 503	35 376	6 646	6 646	10 310
DENMARK.....	-	-	-	-	8 796	8 735	8 735	9 789
U KING.....	-	-	-	-	1 642 307	599 199	599 410	673 719
BELGIUM.....	5 886	5 738	5 738	7 077	39 057	39 865	42 771	46 730
SWITZLD.....	36 774	22 225	22 225	24 344	217 848	128 468	128 468	138 386
INDIA.....	9 473	3 449	3 449	4 246	45 807	16 414	16 162	20 319
OTH CTY.....	4 533	2 616	2 616	3 146	55 667	17 332	17 366	22 185
TOTAL.....	763 493	299 310	294 806	332 018	4 799 705	1 796 566	1 763 858	1 969 533
0482000	MALT							(CWT)
CANADA.....	80 986	1 139 997	1 166 167	1 201 538	370 310	4 947 796	5 079 610	5 144 002
U KING.....	400	8 478	8 478	9 995	1 635	32 652	32 652	40 763
OTH CTY.....	-	-	-	-	43	1 075	1 075	1 280
TOTAL.....	81 386	1 148 475	1 174 645	1 211 533	371 988	4 981 523	5 113 337	5 186 045
0483000	MACARONI, SPAGHETTI, NOODLES, VERMICELLI AND SIMILAR PRODUCTS							(LB)
CANADA.....	1 814 700	603 662	613 672	613 856	10 312 901	3 441 229	3 507 366	3 507 842
MEXICO.....	378 514	88 013	88 013	88 013	2 802 017	665 122	665 541	665 541
DOM REP.....	54 900	21 557	20 936	22 500	488 919	190 187	189 566	204 045
FRANCE.....	-	-	-	-	56 580	22 366	22 366	25 742
W GERM.....	11 206	7 862	7 862	8 797	28 529	19 364	19 364	21 286
SWITZLD.....	25 661	21 694	21 694	23 452	102 337	86 178	86 178	93 364
ITALY.....	638 948	216 309	216 316	268 499	4 297 596	1 392 926	1 394 803	1 717 218
GREECE.....	132 276	33 220	33 220	44 141	266 693	67 080	67 100	83 308
ISRAEL.....	-	-	-	-	21 547	8 893	8 893	9 868
INDIA.....	341	267	267	342	13 467	6 804	6 804	7 745
THAILND.....	17 272	5 629	5 629	6 738	61 171	19 747	19 747	23 761
SINGAPR.....	6 900	2 682	2 682	3 260	152 515	51 702	51 702	65 079
PHIL R.....	35 639	21 235	21 176	25 131	274 905	163 016	162 963	197 502
CHINA M.....	46 696	17 231	17 271	21 850	209 083	101 832	101 752	122 475

Table 2. Schedule A Commodity by Country of Origin,
Customs Value, F.a.s. and C.i.f.—Continued

(For information on coverage, definitions of Customs, f.a.s., and c.i.f. values, see Explanation of Statistics. Shipments valued less than \$251 are shown only under Schedule A commodity number 990.0000 and excluded from all other commodities. OTH CTY represents total for countries averaging under \$1,000 per month based on Customs Value)

Country of origin	Schedule A commodity number, description and unit of quantity							
	Net quantity	Current month			Net quantity	Cumulative, January to date		
		Value (dollars)				Value (dollars)		
	Customs	F.a.s.	C.i.f.	Customs	F.a.s.	C.i.f.		
KOR REP.....	-	-	-	-	62 986	25 193	25 193	30 442
HG KONG.....	125 219	84 574	84 824	97 138	661 232	460 101	462 076	519 814
CHINA T.....	87 897	60 407	60 295	70 977	256 636	181 713	181 622	214 785
JAPAN.....	339 304	121 413	121 460	140 866	1 311 133	470 955	469 668	547 814
OTH CTY.....	5 933	2 973	2 973	3 506	45 607	14 915	14 915	17 132
TOTAL.....	3 721 406	1 308 728	1 318 290	1 439 066	21 425 854	7 389 323	7 457 619	8 074 763
0484100	BREAD MADE WITH THE USE OF YEAST AS THE LEAVENING SUBSTANCE (LB)							
CANADA.....	1 345 399	291 855	303 324	303 324	7 033 148	1 624 427	1 679 243	1 680 243
SWEDEN.....	98 590	35 732	35 588	47 247	545 498	191 971	191 826	250 297
NORWAY.....	64 065	25 704	25 704	30 573	181 627	71 502	70 502	84 448
FINLAND.....	13 454	7 670	7 670	9 609	83 352	40 624	40 624	52 136
U KING.....	53 280	6 790	6 790	9 521	145 230	19 331	19 331	27 687
NETHLS.....	9 467	7 577	7 587	9 030	141 599	109 971	109 962	132 673
FRANCE.....	39 006	24 600	24 600	30 566	75 856	56 034	56 034	68 005
W GERM.....	900	786	786	877	35 233	19 530	19 530	23 092
SPAIN.....	-	-	-	-	16 997	15 593	15 593	19 993
ITALY.....	11 327	8 541	8 541	11 544	42 339	33 363	33 363	43 485
JAPAN.....	317	257	257	297	142 508	38 075	38 075	54 234
OTH CTY.....	-	-	-	-	25 346	10 805	10 796	13 828
TOTAL.....	1 635 805	409 512	420 847	452 588	8 468 733	2 231 226	2 284 879	2 450 121
0484300	BISCUITS, CAKES, PASTRY AND SIMILAR BAKED PRODUCTS, INCLUDING INEDIBLE WAFERS (LB)							
CANADA.....	2 940 180	1 658 027	1 612 704	1 612 727	13 335 737	7 602 950	7 341 310	7 341 657
MEXICO.....	291 275	90 545	90 701	90 701	1 429 310	428 408	430 085	430 085
PANAMA.....	3 000	3 240	3 240	3 719	5 408	5 184	5 184	5 954
JAMAICA.....	-	-	-	-	10 000	5 252	5 252	6 118
DOM REP.....	101 924	48 290	48 290	51 754	426 696	246 692	245 760	267 745
TRINID.....	-	-	-	-	14 438	6 585	6 585	7 293
COLOMB.....	134 877	46 298	46 298	50 727	693 482	267 440	267 440	299 081
VENEZ.....	10 080	5 340	5 340	6 272	36 047	18 690	18 690	22 034
BRAZIL.....	139 641	68 254	68 254	81 569	376 583	155 725	155 725	189 928
SWEDEN.....	44 021	15 737	15 701	20 369	198 761	75 175	69 904	89 099
NORWAY.....	23 636	11 649	11 649	14 260	154 563	75 621	75 621	90 710
FINLAND.....	28 230	15 368	15 368	18 687	196 713	120 060	108 765	127 642
DENMARK.....	124 911	149 569	142 486	161 424	765 720	832 630	825 547	944 932
U KING.....	529 818	401 264	396 683	454 792	3 682 792	2 511 101	2 440 600	2 830 253
IRELAND.....	6 660	8 811	8 811	9 599	77 768	59 943	59 943	67 679
NETHLS.....	447 591	380 137	380 137	416 181	1 473 562	1 214 664	1 211 402	1 328 123
BELGIUM.....	58 225	45 874	45 874	53 300	188 484	157 873	158 910	187 051
FRANCE.....	36 804	30 022	30 022	33 848	188 911	155 538	154 563	176 749
W GERM.....	200 597	199 523	159 932	236 229	566 803	609 022	506 776	709 448
AUSTRIA.....	56 133	33 613	33 613	36 294	98 518	65 773	65 773	71 236
SWITZLD.....	-	-	-	-	308 906	406 152	406 154	441 171
POLAND.....	58 253	25 758	25 758	30 252	86 894	43 897	43 897	50 778
SPAIN.....	4 534	5 025	5 025	5 896	8 956	10 122	9 973	11 557
PORTUGL.....	2 200	1 826	1 837	1 837	47 637	26 740	26 751	30 972
ITALY.....	-	-	-	-	84 845	111 614	111 621	126 222
ISRAEL.....	4 275	3 224	3 224	3 620	1 580 533	653 828	651 930	789 377
THAILND.....	-	-	-	-	10 830	5 254	5 254	7 206
PHIL R.....	11 008	6 263	6 263	7 421	41 413	27 758	27 758	32 171
CHINA M.....	2 360	873	873	1 054	20 957	10 762	10 729	12 839
KOR REP.....	743	716	716	814	10 285	9 962	9 962	11 691
HG KONG.....	24 791	21 950	21 976	27 067	143 840	141 036	141 070	168 060
CHINA T.....	2 910	3 282	3 282	3 630	35 914	35 600	35 630	42 506
JAPAN.....	187 488	191 234	194 899	224 984	1 022 251	933 277	938 418	1 109 229
OTH CTY.....	6 760	3 243	3 243	3 976	36 506	19 329	19 329	22 694
TOTAL.....	5 482 945	3 474 955	3 382 199	3 663 003	27 360 063	17 049 657	16 592 311	18 049 290
0486000	FLOUR, MEAL AND GROATS OF CEREALS, AND OTHER CEREAL PREPARATION, OBTAINED BY PEARLING ETC							
CANADA.....	-	202 169	210 308	210 308	-	713 005	732 309	741 757
COLOMB.....	-	-	-	-	-	6 660	6 660	7 974
U KING.....	-	3 897	3 897	4 932	-	9 721	9 721	12 501
IRELAND.....	-	10 509	11 563	14 020	-	31 601	32 693	39 713
NETHLS.....	-	-	-	-	-	28 253	27 310	33 194
HG KONG.....	-	19 755	19 789	21 699	-	103 825	103 967	114 881
JAPAN.....	-	1 443	1 445	1 607	-	5 007	5 023	5 952
OTH CTY.....	-	6 724	6 727	8 306	-	30 746	30 764	37 460
TOTAL.....	-	244 497	253 729	260 872	-	928 818	948 447	993 432
0488100	MALT EXTRACT							
CANADA.....	-	-	-	-	-	28 193	28 363	28 363
U KING.....	-	5 106	5 106	6 243	-	31 846	31 846	38 173
OTH CTY.....	-	-	-	-	-	300	300	422
TOTAL.....	-	5 106	5 106	6 243	-	60 339	60 509	66 958
0511000	ORANGES, EXCEPT MANDARIN, PACKED IN AIRTIGHT CONTAINERS (LB)							
MEXICO.....	861 037	92 788	93 527	93 527	10 257 794	1 087 565	1 108 346	1 108 346
FRANCE.....	64	270	270	283	5 868	14 812	14 812	15 870
SPAIN.....	41 297	11 761	11 761	13 867	171 393	37 155	37 155	45 280
ISRAEL.....	305 400	79 992	79 992	100 912	9 778 212	824 207	824 207	1 148 425
CHINA T.....	10 228	4 918	4 918	5 692	53 291	17 680	17 680	19 955
OTH CTY.....	5 240	3 395	3 411	4 129	31 550	15 217	15 235	17 419
TOTAL.....	1 223 266	193 124	193 879	218 410	20 298 108	1 996 636	2 017 435	2 355 295

Table 2. Schedule A Commodity by Country of Origin,
Customs Value, F.a.s. and C.i.f.—Continued

(For information on coverage, definitions of Customs, f.a.s., and c.i.f. values, see Explanation of Statistics. Shipments valued less than \$251 are shown only under Schedule A commodity number 990.0000 and excluded from all other commodities. OTH CTY represents total for countries averaging under \$1,000 per month based on Customs Value)

Country of origin	Schedule A commodity number, description and unit of quantity								
	Current month					Cumulative, January to date			
	Net quantity	Value (dollars)			Net quantity	Value (dollars)			
Customs		F.a.s.	C.i.f.	Customs		F.a.s.	C.i.f.		
0512000	OTHER CITRUS FRUIT								(LB)
MEXICO.....	856 156	131 584	132 004	132 004	5 064 006	607 519	813 638	813 638	
HONDURA.....	31 900	5 430	5 430	7 494	117 300	22 985	22 985	31 357	
JAMAICA.....	31 675	2 263	2 263	3 721	608 490	35 079	33 205	56 117	
HAITI.....	-	-	-	-	35 200	6 400	6 400	7 740	
ECUADOR.....	73 315	10 569	10 569	13 807	84 455	11 369	11 369	15 500	
ISRAEL.....	538 395	139 050	139 050	175 695	1 588 345	421 239	421 239	526 297	
HONG KONG.....	1 100	1 033	1 052	1 133	18 006	15 311	15 414	16 858	
OTH CTY.....	1 852	1 148	1 183	1 428	105 575	12 199	12 234	15 471	
TOTAL.....	1 534 393	291 077	291 551	335 282	7 621 377	1 332 101	1 336 484	1 482 978	
0513020	BANANAS, FRESH								(LB)
MEXICO.....	1 688 731	71 352	74 502	74 502	4 246 539	197 801	217 165	217 165	
GUATMAL.....	35 932 164	1 465 219	1 465 219	2 072 251	181 926 042	7 406 458	7 406 458	10 086 141	
BELIZE.....	158 920	11 403	11 403	14 581	158 920	11 403	11 403	14 581	
HONDURA.....	59 089 655	3 750 483	3 740 756	4 875 950	157 187 808	9 120 649	9 110 922	11 934 417	
NICARAG.....	12 883 960	753 710	753 710	1 059 702	107 255 160	5 852 588	5 852 588	8 105 246	
C RICA.....	120 702 548	6 620 191	6 447 945	9 111 267	464 522 989	25 997 201	25 391 957	35 365 926	
PANAMA.....	15 036 970	609 197	478 334	875 303	161 839 815	6 106 953	5 119 068	9 741 711	
DOM REP.....	-	-	-	-	136 000	6 500	6 500	13 275	
COLOMB.....	25 482 777	1 144 120	1 144 120	1 904 981	132 254 072	5 916 612	5 890 683	9 538 510	
VENEZ.....	1 355 677	135 113	135 616	223 866	3 635 226	299 386	299 889	486 499	
ECUADOR.....	66 391 022	3 294 544	3 284 544	5 085 402	495 931 366	23 334 964	23 324 926	35 338 268	
BRAZIL.....	-	-	-	-	2 513 000	148 895	148 895	222 400	
TOTAL.....	338 722 424	17 855 332	17 536 149	25 297 805	1 711 606 937	84 401 410	82 782 454	121 064 139	
0513040	PLANTAINS, FRESH								(LB)
MEXICO.....	53 557	5 356	5 156	5 156	124 770	11 554	11 354	12 350	
GUATMAL.....	359 860	18 113	18 113	32 319	1 812 230	90 737	90 737	146 275	
HONDURA.....	31 480	4 722	4 722	5 851	98 580	7 162	7 162	10 301	
C RICA.....	425 008	24 346	24 094	34 884	2 802 543	144 079	140 794	209 283	
PANAMA.....	-	-	-	-	206 485	12 905	10 716	14 950	
DOM REP.....	1 693 017	137 496	137 496	182 899	2 790 017	217 407	217 407	289 496	
COLOMB.....	3 940 582	143 352	143 352	211 851	22 770 514	856 094	856 094	1 257 875	
VENEZ.....	1 080 937	91 123	91 133	161 357	5 146 661	439 529	440 982	771 370	
ECUADOR.....	3 031 013	197 743	197 743	319 715	15 531 732	873 865	873 866	1 369 457	
TOTAL.....	10 615 454	622 251	621 809	954 032	51 283 532	2 653 332	2 649 112	4 081 359	
0514000	APPLES, FRESH								(LB)
CANADA.....	6 572 076	821 890	846 953	846 953	36 095 743	4 764 132	4 883 857	4 883 857	
CHILE.....	-	-	-	-	1 323 710	165 314	165 314	315 637	
N ZEAL.....	2 047 904	603 767	604 560	616 292	2 639 824	701 302	702 095	788 459	
OTH CTY.....	221 000	4 661	4 711	4 711	261 320	6 149	6 546	6 549	
TOTAL.....	8 840 980	1 430 318	1 456 224	1 467 956	40 320 597	5 636 897	5 757 815	5 994 502	
0515000	GRAPES, FRESH								(CFT)
CANADA.....	2 457	16 380	16 380	24 999	2 457	16 380	16 380	24 999	
DOM REP.....	-	-	-	-	3 240	23 760	23 760	34 343	
CHILE.....	502 770	2 912 238	2 912 238	4 522 796	1 465 561	8 737 498	8 739 499	13 907 025	
REP SAF.....	68 230	170 557	170 557	348 132	68 230	170 557	170 557	348 132	
OTH CTY.....	-	-	-	-	1 132	4 692	4 692	4 692	
TOTAL.....	573 457	3 099 175	3 099 175	4 895 927	1 540 620	8 952 887	8 954 888	14 319 191	
0517110	COCONUTS								(NO)
MEXICO.....	145 963	17 328	19 934	19 934	1 226 701	141 530	159 131	159 131	
HONDURA.....	256 955	38 181	38 181	44 807	1 201 760	186 564	186 564	217 146	
NICARAG.....	191 200	11 622	11 622	17 416	325 150	19 659	19 659	27 562	
DOM REP.....	457 000	90 750	90 750	107 721	3 389 511	705 195	705 195	824 200	
SINGAPR.....	12 500	4 406	4 406	5 612	46 750	10 671	10 671	14 738	
W SAMOA.....	72 750	10 185	10 185	13 765	196 080	32 344	32 344	40 330	
OTH CTY.....	-	-	-	-	101 053	10 610	10 610	15 840	
TOTAL.....	1 136 368	172 472	175 078	209 255	6 487 005	1 106 573	1 124 174	1 298 689	
0517120	COCONUT MEAT, FRESH, FROZEN, OR SHREDDED AND DESICCATED OR SIMILARLY PREPARED, EXC COPRA								(LB)
SALVADR.....	202 155	57 696	57 696	64 494	202 155	57 696	57 696	64 494	
C RICA.....	-	-	-	-	295 342	73 633	73 633	83 198	
JAMAICA.....	105 800	23 620	23 620	25 605	304 950	68 004	68 004	75 591	
DOM REP.....	21 910	5 718	5 718	6 729	73 410	26 240	26 240	28 701	
SRI LKA.....	-	-	-	-	140 000	54 302	54 302	63 265	
INDNSIA.....	-	-	-	-	20 000	7 260	7 260	8 528	
PHIL R.....	4 355 810	1 031 964	1 032 024	1 243 704	25 962 033	8 657 200	8 657 155	9 877 539	
OPAC IS.....	-	-	-	-	91 111	34 184	34 184	39 307	
OTH CTY.....	4 775	1 938	1 941	2 042	14 345	6 021	6 031	6 414	
TOTAL.....	4 690 450	1 120 936	1 120 999	1 342 574	27 103 346	8 984 540	8 984 505	10 247 037	
0517130	BRAZIL NUTS, NOT SHELLLED								(LB)
PERU.....	-	-	-	-	16 830	13 002	13 002	14 443	
BOLIVIA.....	66 660	38 602	38 602	39 222	145 860	104 734	104 734	110 542	
BRAZIL.....	1 572 198	403 768	403 768	503 443	2 300 853	585 444	580 684	714 622	
TOTAL.....	1 638 858	442 370	442 370	542 665	2 463 543	703 180	698 420	839 607	

Table 2. Schedule A Commodity by Country of Origin,
Customs Value, F.a.s. and C.i.f.—Continued

(For information on coverage, definitions of Customs, f.a.s., and c.i.f. values, see Explanation of Statistics. Shipments valued less than \$251 are shown only under Schedule A commodity number 990.0000 and excluded from all other commodities. OTH CTY represents total for countries averaging under \$1,000 per month based on Customs Value)

Country of origin	Schedule A commodity number, description and unit of quantity							
	Current month				Cumulative, January to date			
	Net quantity	Value (dollars)			Net quantity	Value (dollars)		
Customs		F.a.s.	C.i.f.	Customs		F.a.s.	C.i.f.	
0517140	BRAZIL NUTS, SHELLED, BLANCHED OR OTHERWISE PREPARED OR PRESERVED							(LB)
PERU.....	77 220	43 611	43 611	49 224	490 244	336 060	336 060	370 055
ROLIVIA.....	162 360	87 555	87 555	95 707	339 174	195 873	195 873	217 161
BRAZIL.....	406 509	211 520	211 520	248 589	3 070 360	1 631 220	1 630 623	1 909 267
SPAIN.....	-	-	-	-	69 432	24 301	24 301	30 435
TOTAL.....	646 089	342 686	342 686	393 520	3 969 210	2 187 454	2 186 857	2 526 918
0517150	CASHEW NUTS, WHETHER OR NOT PREPARED OR PRESERVED							(LB)
CANADA.....	335 775	313 592	315 087	315 087	370 775	351 442	353 087	353 087
BRAZIL.....	1 002 300	745 927	745 927	813 684	7 296 769	5 404 535	5 405 582	5 895 935
ARGENT.....	-	-	-	-	36 150	31 350	31 350	34 729
INDIA.....	637 249	711 885	711 837	754 410	4 922 849	5 028 126	5 006 098	5 348 435
CHINA M.....	53 500	58 830	59 030	59 880	56 135	62 122	62 522	63 487
MOROC.....	-	-	-	-	38 600	28 564	28 638	28 638
ZAIRE.....	-	-	-	-	45 000	27 150	27 150	31 614
KENYA.....	162 850	94 175	94 175	113 533	180 350	106 058	106 058	127 289
TNZNANIA.....	35 000	39 200	39 315	39 315	403 000	275 994	278 109	318 000
MOZAMBQ.....	2 964 050	2 278 588	2 279 297	2 500 445	12 831 850	8 803 079	8 800 939	9 882 603
REP SAF.....	62 200	72 069	68 211	73 599	178 950	173 651	169 793	187 200
OTH CTY.....	-	-	-	-	1 000	1 251	1 251	1 435
TOTAL.....	5 252 924	4 314 266	4 312 879	4 669 953	26 361 428	20 293 322	20 270 577	22 272 452
0517210	CHESTNUTS, INCLUDING MARRONS, CRUDE, OR PEELED, DRIED, OR BAKED							(LB)
DOM REP.....	-	-	-	-	83 510	21 013	21 013	24 783
FRANCE.....	-	-	-	-	37 400	17 000	17 000	21 000
SPAIN.....	-	-	-	-	20 944	9 037	9 037	10 450
ITALY.....	-	-	-	-	574 083	234 813	234 813	288 316
CHINA M.....	-	-	-	-	32 500	16 425	16 465	16 465
JAPAN.....	-	-	-	-	7 850	7 571	7 571	8 873
OTH CTY.....	2 250	625	625	625	4 014	1 125	1 125	1 304
TOTAL.....	2 250	625	625	625	760 301	306 984	307 024	371 191
0517220	PISTACHE NUTS, WHETHER OR NOT SHELLED, BLANCHED OR OTHERWISE PREPARED OR PRESERVED							(LB)
ITALY.....	11 001	32 435	32 435	34 083	48 415	129 255	129 255	136 575
TURKEY.....	771 236	964 272	964 272	1 011 517	903 767	1 139 532	1 139 532	1 196 051
IRAN.....	170 018	179 278	179 278	192 837	1 560 126	1 861 612	1 861 612	1 973 427
TOTAL.....	952 255	1 175 985	1 175 985	1 238 437	2 512 308	3 130 399	3 130 399	3 306 053
0517230	FILBERTS, WHETHER OR NOT SHELLED, BLANCHED OR OTHERWISE PREPARED OR PRESERVED							(LB)
ITALY.....	2 205	3 991	3 991	4 251	103 736	96 410	96 410	104 741
TURKEY.....	418 647	369 319	369 319	396 116	1 069 296	983 662	984 010	1 048 173
OTH CTY.....	-	-	-	-	340	277	277	277
TOTAL.....	420 852	373 310	373 310	400 367	1 173 372	1 080 349	1 080 697	1 153 191
0517240	PECANS, WHETHER OR NOT SHELLED, BLANCHED, OR OTHERWISE PREPARED OR PRESERVED							(LB)
OTH CTY.....	-	-	-	-	10 720	4 893	4 893	5 917
TOTAL.....	-	-	-	-	10 720	4 893	4 893	5 917
0517250	PIGNOLIA NUTS, WHETHER OR NOT SHELLED, BLANCHED OR OTHERWISE PREPARED OR PRESERVED							(LB)
MEXICO.....	-	-	-	-	10 480	7 264	7 264	7 264
SPAIN.....	5 500	11 443	11 443	11 933	57 275	132 565	132 565	137 770
PORTUGL.....	22 047	48 836	48 836	50 871	135 025	312 373	312 373	324 186
ITALY.....	-	-	-	-	5 512	14 582	14 582	15 300
CHINA M.....	-	-	-	-	4 409	8 125	8 125	8 373
TOTAL.....	27 547	60 279	60 279	62 804	212 701	474 909	474 909	492 893
0517260	WALNUTS, EXCEPT PICKLED IMMATURE, WHETHER OR NOT SHELLED OR OTHWSE PREPARED OR PRESERVED							(LB)
OTH CTY.....	-	-	-	-	4 409	3 444	3 444	3 682
TOTAL.....	-	-	-	-	4 409	3 444	3 444	3 682
0517270	NUTS, EDIBLE, NES, INCL MIXTURES, WHETHER OR NOT SHELLED, BLANCHED OR OTHWSE PREP OR PRES							(LB)
PORTUGL.....	-	-	-	-	5 512	13 450	13 454	14 139
CHINA M.....	250	807	807	852	45 792	44 093	44 316	49 652
HG KONG.....	200	700	700	756	4 920	6 994	7 018	8 203
KENYA.....	-	-	-	-	5 814	13 663	13 663	14 437
OTH CTY.....	660	1 158	1 158	1 262	7 394	10 365	10 365	11 520
TOTAL.....	1 110	2 665	2 665	2 870	69 432	88 565	88 816	97 951
0519200	PEARS, FRESH OR IN BRINE							(LB)
CANADA.....	-	-	-	-	361 043	53 489	57 301	57 301
CHILE.....	1 188 894	168 572	168 572	264 897	2 875 331	382 438	382 438	648 277
AUSTRAL.....	3 890 790	752 995	752 995	1 149 944	4 106 918	789 764	789 764	1 209 487
REP SAF.....	-	-	-	-	3 216 622	257 941	257 941	502 713
OTH CTY.....	1 475	369	369	448	12 635	2 152	2 152	3 573
TOTAL.....	5 081 159	921 936	921 936	1 415 289	10 572 549	1 485 784	1 489 596	2 421 351
0519300	APRICOTS A PEACHES, FRESH OR IN BRINE, A CHERRIES, PRUNES, PRUNELLES AND PLUMS, FRESH							(LB)
MEXICO.....	47 164	8 942	9 247	9 247	47 164	8 942	9 247	9 247
DOM REP.....	-	-	-	-	21 561	5 605	5 605	8 054

Table 2. Schedule A Commodity by Country of Origin, Customs Value, F.a.s. and C.i.f.—Continued

(For information on coverage, definitions of Customs, f.a.s., and c.i.f. values, see Explanation of Statistics. Shipments valued less than \$251 are shown only under Schedule A commodity number 990.0000 and excluded from all other commodities. OTH CTY represents total for countries averaging under \$1,000 per month based on Customs Value)

Country of origin	Schedule A commodity number, description and unit of quantity							
	Current month				Cumulative, January to date			
	Net quantity	Value (dollars)			Net quantity	Value (dollars)		
		Customs	F.a.s.	C.i.f.		Customs	F.a.s.	C.i.f.
PERU.....	-	-	-	-	26 850	7 803	7 803	11 432
CHILE.....	-	-	-	-	4 200 690	1 226 429	1 226 422	1 717 059
N ZEAL.....	-	-	-	-	90 197	34 900	34 900	71 450
OTH CTY.....	-	-	-	-	85	1 347	1 347	1 484
TOTAL.....	47 164	8 942	9 247	9 247	4 386 547	1 285 026	1 285 324	1 818 726
0519420	BLUEBERRIES, FRESH OR IN BRINE							(LB)
OTH CTY.....	-	-	-	-	1 540	618	621	621
TOTAL.....	-	-	-	-	1 540	618	621	621
0519440	BERRIES, EXCEPT BLUEBERRIES, FRESH OR IN BRINE							(LB)
MEXICO.....	-	-	-	-	25 390 239	5 389 435	6 014 160	6 025 010
SWEDEN.....	-	-	-	-	6 967	5 101	5 101	5 823
N ZEAL.....	108 433	77 972	77 972	122 920	112 127	80 924	80 924	127 454
OTH CTY.....	-	-	-	-	1 425	2 489	2 489	2 956
TOTAL.....	108 433	77 972	77 972	122 920	25 510 758	5 477 949	6 102 674	6 161 243
0519500	PINEAPPLES AND OTHER TROPICAL FRUIT EXCEPT BANANAS AND DATES, FRESH							(LB)
MEXICO.....	-	750 820	841 911	841 911	-	1 904 626	2 201 586	2 201 586
HONDURA.....	-	259 809	259 809	335 933	-	798 123	798 123	1 004 045
HAITI.....	-	83 218	83 218	101 991	-	210 741	211 409	273 574
DOM REP.....	-	19 803	19 803	26 041	-	24 808	24 808	32 764
INDIA.....	-	10 903	9 859	11 895	-	106 572	105 479	132 886
PHIL R.....	-	2 739	2 739	3 305	-	12 115	12 115	14 238
HG KONG.....	-	3 560	3 560	3 966	-	8 296	8 309	9 161
CHINA T.....	-	5 389	5 389	5 906	-	20 121	20 121	22 295
OTH CTY.....	-	2 878	2 878	3 274	-	19 633	19 533	24 963
TOTAL.....	-	1 139 119	1 229 166	1 334 224	-	3 105 035	3 401 483	3 715 512
0519920	MELONS, FRESH, EXCEPT CANTALOUPE AND WATERMELONS							(LB)
MEXICO.....	7 841 605	675 325	740 068	741 083	15 552 957	1 180 124	1 287 355	1 288 370
GUATMAL.....	203 679	21 356	21 356	34 846	698 254	46 944	46 944	79 547
SALVADR.....	-	-	-	-	2 126 746	156 961	156 961	239 547
COLOMB.....	-	-	-	-	36 000	6 000	6 000	8 962
VENEZ.....	-	-	-	-	360 809	58 740	57 156	87 801
ECUADOR.....	-	-	-	-	665 208	73 368	73 368	116 239
PERU.....	-	-	-	-	460 120	69 018	69 018	98 708
CHILE.....	-	-	-	-	54 032	8 540	8 540	12 439
SPAIN.....	-	-	-	-	410 394	63 113	50 275	79 384
OTH CTY.....	-	-	-	-	10 193	1 684	1 684	3 363
TOTAL.....	8 045 284	696 681	761 424	775 929	20 374 713	1 664 492	1 757 301	2 014 360
0519940	FRUITS, FRESH, NES, INCL CANTALOUPE AND WATERMELONS							(LB)
MEXICO.....	88 845 494	6 249 956	6 997 130	6 997 131	181 684 406	12 491 132	14 352 177	14 367 847
GUATMAL.....	55 993	4 240	4 240	8 657	164 148	11 906	11 906	21 090
HONDURA.....	-	-	-	-	921 326	27 623	27 623	54 251
DOM REP.....	50 160	5 518	5 518	6 500	462 755	48 888	43 339	54 028
N ZEAL.....	-	-	-	-	18 112	7 526	7 526	16 481
OTH CTY.....	-	-	-	-	144 469	4 207	4 432	4 432
TOTAL.....	88 951 647	6 259 714	7 006 888	7 012 288	183 395 216	12 591 282	14 447 003	14 518 119
0520120	DATES, FRESH OR DRIED, WITH PITS							(LB)
IRAQ.....	-	-	-	-	4 763 250	840 366	840 366	1 105 491
IRAN.....	-	-	-	-	2 845 610	525 542	525 542	702 041
CHINA M.....	3 900	3 269	3 238	3 663	33 986	35 307	35 404	39 315
HG KONG.....	1 750	2 118	2 118	2 462	9 055	12 922	12 938	14 325
OTH CTY.....	1 000	616	616	679	2 293	1 375	1 375	1 651
TOTAL.....	6 650	6 003	5 972	6 804	7 654 194	1 415 512	1 415 625	1 862 823
0520140	DATES, FRESH OR DRIED, WITH PITS REMOVED							(LB)
IRAQ.....	-	-	-	-	2 287 750	328 202	328 202	454 433
IRAN.....	-	-	-	-	10 735 474	1 894 451	1 894 451	2 505 124
CHINA M.....	2 684	3 079	3 079	3 393	23 255	14 529	14 645	17 453
JAPAN.....	-	-	-	-	220 275	37 447	37 447	46 297
OTH CTY.....	2 850	2 136	2 136	2 342	5 075	3 654	3 654	4 052
TOTAL.....	5 534	5 215	5 215	5 735	13 271 829	2 278 283	2 278 399	3 027 359
0520160	BANANAS, DRIED							(LB)
ECUADOR.....	60 000	30 000	30 000	32 527	165 000	78 800	78 806	84 420
BRAZIL.....	-	-	-	-	40 000	19 000	19 000	22 318
PHIL R.....	16 250	9 030	9 030	10 408	32 770	18 162	18 162	20 816
OTH CTY.....	2 205	1 530	1 530	1 646	14 451	7 394	7 394	8 553
TOTAL.....	78 455	40 560	40 560	44 581	252 221	123 356	123 362	136 107
0520200	FIGS, DRIED							(LB)
TURKEY.....	-	-	-	-	45 031	30 885	30 885	33 257
TOTAL.....	-	-	-	-	45 031	30 885	30 885	33 257
0520300	RAISINS, DRIED							(LB)
GREECE.....	39 000	14 390	14 390	15 990	122 750	52 078	52 078	55 439

Table 2. Schedule A Commodity by Country of Origin,
Customs Value, F.a.s. and C.i.f.—Continued

(For information on coverage, definitions of Customs, f.a.s., and c.i.f. values, see Explanation of Statistics. Shipments valued less than \$251 are shown only under Schedule A commodity number 990.0000 and excluded from all other commodities. OTH CTY represents total for countries averaging under \$1,000 per month based on Customs Value)

Country of origin	Schedule A commodity number, description and unit of quantity							
	Current month				Cumulative, January to date			
	Net quantity	Value (dollars)			Net quantity	Value (dollars)		
Customs		F.a.s.	C.i.f.	Customs		F.a.s.	C.i.f.	
CHINA T.....	15 000	7 750	7 750	8 445	15 485	8 469	8 498	9 270
AUSTRAL.....	-	-	-	-	25 025	13 375	13 678	13 678
OTH CTY.....	-	-	-	-	405	287	287	358
TOTAL.....	54 000	22 140	22 140	24 435	163 665	74 209	74 541	78 745
0520900	FRUIT, DRIED, NSPF							(LB)
CANADA.....	-	-	-	-	16 900	12 012	12 726	12 726
ARGENT.....	39 074	26 954	26 954	29 288	176 574	108 257	108 257	118 539
SPAIN.....	-	-	-	-	15 000	12 994	12 994	14 113
PORTUGL.....	-	-	-	-	9 259	7 333	7 333	8 423
TURKEY.....	23 012	16 390	16 390	17 483	133 481	115 917	115 917	122 113
IRAN.....	46 296	19 996	19 996	24 660	687 779	289 420	289 420	350 945
CHINA M.....	140	273	273	330	22 891	17 444	17 450	19 543
CHINA T.....	5 000	2 700	2 700	3 056	39 175	18 087	18 083	20 804
AUSTRAL.....	230 134	303 606	305 277	318 986	250 549	318 931	320 602	335 701
REP SAF.....	-	-	-	-	44 092	15 519	15 519	19 074
OTH CTY.....	992	297	297	461	5 247	5 715	5 757	6 732
TOTAL.....	344 648	370 216	371 887	394 264	1 400 947	921 629	924 058	1 028 713
0532020	CHERRIES, CANDIED, CRYSTALLIZED, OR GLACE							(LB)
FRANCE.....	132 002	71 343	71 343	76 806	419 944	233 911	233 911	251 076
OTH CTY.....	-	-	-	-	331	408	408	421
TOTAL.....	132 002	71 343	71 343	76 806	420 275	234 319	234 319	251 497
0532040	FRUITS, EXC CHERRIES, FRUIT PEELS & OTHER VEG SUBSTANCES, CANDIED, CRYSTALLIZED OR GLACE							(LB)
MEXICO.....	470 452	193 896	194 456	194 456	690 703	278 029	278 833	278 833
FRANCE.....	933	4 695	4 833	5 377	19 029	24 353	24 526	26 687
PORTUGL.....	628	2 523	2 523	2 703	4 794	5 933	5 933	6 695
CHINA M.....	5 500	2 753	2 732	3 007	43 538	26 823	26 924	29 613
HG KONG.....	480	595	595	653	20 977	22 306	22 409	24 844
CHINA T.....	54 286	32 039	32 039	34 460	361 732	237 175	237 249	259 223
AUSTRAL.....	12 960	13 794	13 794	14 742	91 440	88 509	86 473	92 131
OTH CTY.....	6 413	2 357	2 357	2 726	37 501	15 570	15 636	18 781
TOTAL.....	551 652	252 652	253 329	258 124	1 269 714	698 698	697 983	736 807
0533010	PASTE AND PULP, FIG							(LB)
SPAIN.....	-	-	-	-	1 295 000	401 372	401 372	451 250
PORTUGL.....	445 000	123 668	123 264	139 734	1 809 150	537 540	533 959	605 269
TURKEY.....	311 814	92 466	92 466	105 149	3 227 936	989 286	989 281	1 117 795
TOTAL.....	756 814	216 134	215 730	244 883	6 332 086	1 926 198	1 924 612	2 174 314
0533020	FRUIT PASTE AND PULP, NES							(LB)
CANADA.....	-	-	-	-	46 163	11 183	11 283	11 283
MEXICO.....	1 303 978	203 611	224 925	224 925	4 274 086	664 572	717 469	718 351
GUATMAL.....	22 445	5 591	5 591	6 798	29 695	7 568	7 568	9 078
HONDURA.....	172 695	7 705	7 705	9 247	6 985 228	329 032	329 032	430 062
C RICA.....	39 999	9 417	9 417	10 897	270 137	68 430	68 430	78 260
PANAMA.....	2 611 802	122 712	122 712	149 836	2 644 730	124 859	124 859	152 420
DOM REP.....	349 083	91 233	91 243	101 285	1 580 832	373 439	370 870	410 563
COLOMB.....	6 900	2 394	2 394	2 579	138 956	25 570	25 570	30 579
VENEZ.....	66 455	9 772	9 772	14 051	178 229	16 181	16 181	21 927
BRAZIL.....	550 460	103 204	103 204	128 917	1 256 976	196 675	196 675	244 881
ARGENT.....	7 500	2 029	2 029	2 480	82 460	25 337	25 337	28 561
SPAIN.....	-	-	-	-	61 365	6 818	6 818	9 439
INDIA.....	12 567	4 997	4 997	6 341	70 521	32 722	32 722	39 019
PHIL R.....	43 733	4 522	4 284	5 623	122 243	14 436	13 748	18 259
OPAC IS.....	7 950	3 432	3 432	3 866	31 750	13 746	13 746	15 506
OTH CTY.....	-	-	-	-	10 976	6 076	6 076	6 970
TOTAL.....	5 195 567	570 619	591 705	666 845	17 784 347	1 916 644	1 966 384	2 225 158
0533030	JELLIES, JAMS, MARMALADES AND FRUIT BUTTERS OF CURRANT AND OTHER BERRIES							(LB)
CANADA.....	8 811	6 563	6 660	6 660	463 298	313 528	315 420	315 555
MEXICO.....	138 367	37 850	37 540	37 540	798 357	237 823	237 042	237 042
U KING.....	43 323	34 264	34 264	38 875	191 716	136 481	135 806	156 002
IRELAND.....	-	-	-	-	19 535	10 932	10 890	12 482
W GERM.....	2 711	2 210	2 210	2 467	30 410	18 319	18 319	21 302
SWITZLD.....	-	-	-	-	9 161	7 662	7 571	8 105
ISRAEL.....	4 050	2 070	2 070	2 442	30 146	14 277	14 277	16 505
OTH CTY.....	-	-	-	-	28 519	10 812	10 812	13 251
TOTAL.....	197 262	82 957	82 744	87 984	1 571 142	749 834	750 137	780 244
0533040	MARMALADE, ORANGE							(LB)
CANADA.....	486	593	609	609	153 225	69 049	69 545	69 549
U KING.....	33 400	22 309	22 481	25 768	313 535	179 403	179 739	208 246
IRELAND.....	-	-	-	-	261 783	113 094	113 168	132 182
ISRAEL.....	-	-	-	-	21 588	7 626	7 626	8 702
OTH CTY.....	13 548	1 937	1 937	2 219	29 468	9 679	9 673	11 259
TOTAL.....	47 434	24 839	25 027	28 596	779 599	378 851	379 751	429 938
0533050	JELLIES, JAMS, MARMALADES AND FRUIT BUTTERS, NES							(LB)
CANADA.....	13 824	6 613	6 613	6 613	209 142	99 466	99 663	99 677
MEXICO.....	12 953	3 576	3 576	3 576	649 513	117 554	118 059	130 629

Table 2. Schedule A Commodity by Country of Origin, Customs Value, F.a.s. and C.i.f.—Continued

(For information on coverage, definitions of Customs, f.a.s., and c.i.f. values, see Explanation of Statistics. Shipments valued less than \$251 are shown only under Schedule A commodity number 990.0000 and excluded from all other commodities. OTH CTY represents total for countries averaging under \$1,000 per month based on Customs Value)

Country of origin	Schedule A commodity number, description and unit of quantity							
	Current month				Cumulative, January to date			
	Net quantity	Value (dollars)			Net quantity	Value (dollars)		
Customs		F.a.s.	C.i.f.	Customs		F.a.s.	C.i.f.	
JAMAICA.....	3 600	1 665	1 665	1 909	13 680	6 234	6 234	7 004
DOM REP.....	1 114	330	330	353	251 113	53 411	52 736	56 858
BRAZIL.....	71 005	11 540	11 540	14 269	110 005	16 915	16 915	21 002
U KING.....	44 479	28 463	30 561	32 483	231 629	149 476	152 513	170 559
IRELAND.....	-	-	-	-	76 188	40 464	40 449	45 029
FRANCE.....	1 076	1 243	1 279	1 727	4 297	5 578	5 614	6 431
W GERM.....	5 520	3 286	3 286	3 731	44 855	27 984	27 984	32 516
SWITZLD.....	857	2 235	2 235	2 312	18 028	22 802	22 660	24 527
ITALY.....	-	-	-	-	10 582	5 585	5 585	6 439
YUGOSLV.....	-	-	-	-	24 816	6 966	6 966	9 127
ISRAEL.....	-	-	-	-	117 531	39 620	39 620	45 103
OTH CTY.....	16 316	3 324	3 324	3 986	60 934	22 655	22 655	26 435
TOTAL.....	170 744	62 275	64 409	70 959	1 822 313	614 710	617 653	682 130
0535010	JUICE, APPLE & PEAR & UNMIXED CON NOT OVER 1 PERCENT OF ETHYL ALCOHOL BY VOLUME (GAL)							
CANADA.....	84 000	70 004	72 544	72 544	176 924	107 906	110 758	110 758
ARGENT.....	333 709	118 325	118 325	142 542	3 144 652	1 255 190	1 255 555	1 476 448
FRANCE.....	-	-	-	-	758 439	311 209	311 521	350 699
AUSTRIA.....	-	-	-	-	155 577	70 818	70 818	79 463
SPAIN.....	8 522	19 295	19 295	24 962	29 804	71 429	71 429	95 284
ITALY.....	703	1 605	1 605	2 314	2 337	5 063	5 063	6 302
SULGAR.....	-	-	-	-	70 080	23 286	23 286	28 560
ISRAEL.....	21 518	5 676	5 676	7 328	66 264	19 884	19 874	24 763
AUSTRAL.....	336 600	123 430	123 430	145 860	1 736 328	670 906	670 886	792 390
N ZEAL.....	21 952	8 804	8 804	10 504	97 182	51 411	51 411	61 736
REP SAF.....	1 161 215	350 468	350 468	497 029	2 052 817	609 886	609 886	837 726
OTH CTY.....	650	1 525	1 525	1 736	1 532	3 964	3 931	4 082
TOTAL.....	1 968 869	699 132	701 672	904 819	8 293 936	3 200 952	3 204 418	3 868 811
0535020	JUICE, LIME, UNMIXED AND CONTAINING NOT OVER 1 PERCENT OF ETHYL ALCOHOL BY VOLUME (GAL)							
CANADA.....	11 833	51 806	51 973	51 973	407 355	1 547 627	1 553 863	1 553 863
JAMAICA.....	979	2 916	2 916	3 275	1 999	5 118	5 111	6 438
U KING.....	-	-	-	-	2 851	6 666	6 666	7 883
OTH CTY.....	-	-	-	-	1 722	4 561	4 561	5 568
TOTAL.....	12 812	54 722	54 889	55 248	413 927	1 563 972	1 570 201	1 573 742
0535030	FRUIT JUICE, CITRUS EXCEPT LIME, NOT CONCENTRATED, CONT NOT OVER 1 PCT ALCOHOL (GAL)							
MEXICO.....	-	-	-	-	7 914	10 823	11 239	11 239
ITALY.....	11 699	46 021	46 021	59 098	33 098	128 407	128 407	167 598
OTH CTY.....	816	768	768	848	1 076	1 605	1 605	1 854
TOTAL.....	12 515	46 789	46 789	59 946	42 088	140 835	141 251	180 691
0535040	JUICE, ORANGE, CONCENTRATED, UNMIXED AND CONTAINING NOT OVER 1 PCT ALCOHOL BY VOLUME (GAL)							
MEXICO.....	-	-	-	-	78 925	34 332	34 332	34 332
BELIZE.....	-	-	-	-	818 039	322 317	322 317	359 045
PANAMA.....	-	-	-	-	24 269	9 475	9 475	11 716
BRAZIL.....	305 760	81 060	81 060	108 258	20 288 785	6 711 885	6 711 884	8 439 200
OTH CTY.....	-	-	-	-	17	369	369	614
TOTAL.....	305 760	81 060	81 060	108 258	21 210 035	7 078 378	7 078 317	8 844 909
0535050	FRUIT JUICE, CITRUS, NSPF (GAL)							
CANADA.....	38 916	21 054	21 174	21 174	38 916	21 054	21 174	21 174
BELIZE.....	-	-	-	-	192 192	87 686	87 686	97 579
BRAZIL.....	-	-	-	-	92 456	25 052	25 052	30 593
OPAC IS.....	-	-	-	-	2 800	13 210	13 210	14 758
OTH CTY.....	-	-	-	-	458	1 879	1 879	2 371
TOTAL.....	38 916	21 054	21 174	21 174	326 822	148 881	149 001	166 475
0535060	JUICE, PINEAPPLE, UNMIXED AND CONTAINING NOT OVER 1 PCT ALCOHOL BY VOLUME (GAL)							
MEXICO.....	9 250	8 362	8 672	8 672	46 250	41 810	42 298	42 298
VENEZ.....	-	-	-	-	61 462	36 395	36 395	42 605
THAILND.....	-	-	-	-	80 358	15 648	15 648	19 361
PHIL R.....	2 274 426	839 572	839 572	1 288 877	4 576 641	1 547 927	1 547 927	2 232 982
HG KONG.....	-	-	-	-	1 553 760	334 656	334 656	382 547
CHINA.....	-	-	-	-	631 800	136 080	136 080	154 482
TOTAL.....	2 283 676	847 934	848 244	1 297 549	6 950 271	2 112 516	2 113 004	2 874 275
0535070	FRUIT JUICES, NSPF, INCL MIXED, CONT NOT OVER 1 PCT ALCOHOL, AND VEGETABLE JUICES (GAL)							
MEXICO.....	1 350	2 422	2 422	2 422	62 953	65 064	65 725	65 725
SALVADR.....	-	-	-	-	75 216	10 612	10 612	13 168
C RICA.....	9 744	21 799	21 799	25 467	89 454	59 585	59 585	69 074
JAMAICA.....	873	1 375	1 375	1 507	10 859	24 008	24 008	29 035
DOM REP.....	4 750	9 500	9 500	10 198	20 514	38 543	38 543	41 517
COLOMB.....	-	-	-	-	2 728	7 500	7 500	8 794
VENEZ.....	-	-	-	-	80 575	106 284	106 284	121 433
BRAZIL.....	3 750	6 600	6 600	7 475	212 350	165 100	165 100	193 881
ARGENT.....	-	-	-	-	31 560	58 400	58 400	65 239
U KING.....	40	256	256	282	29 432	35 135	35 204	37 861
IRELAND.....	-	-	-	-	21 203	17 750	17 750	19 391
NETHLD.....	16 868	32 812	32 812	35 554	144 452	251 539	251 539	264 205
FRANCE.....	1 052	3 492	3 492	3 595	11 596	17 802	17 849	19 262
W GERM.....	7 840	27 988	27 988	30 894	69 163	176 191	176 182	190 749
AUSTRIA.....	73 808	121 557	122 032	126 332	504 366	860 447	840 310	877 902

Table 2. **Schedule A Commodity by Country of Origin, Customs Value, F.a.s. and C.i.f.—Continued**

(For information on coverage, definitions of Customs, f.a.s., and c.i.f. values, see Explanation of Statistics. Shipments valued less than \$251 are shown only under Schedule A commodity number 990.0000 and excluded from all other commodities. OTH CTY represents total for countries averaging under \$1,000 per month based on Customs Value)

Country of origin	Schedule A commodity number, description and unit of quantity							
	Current month				Cumulative, January to date			
	Net quantity	Value (dollars)			Net quantity	Value (dollars)		
Customs		F.a.s.	C.i.f.	Customs		F.a.s.	C.i.f.	
SPAIN.....	25 685	14 929	14 929	17 885	340 540	232 292	232 408	278 117
ITALY.....	1 601	3 598	3 606	5 024	37 101	21 079	21 161	26 347
YUGOSLV.....	7 584	22 072	22 072	22 842	16 359	50 096	50 096	51 819
LEBANON.....	-	-	-	-	80 792	25 960	25 960	34 713
IRAQ.....	-	-	-	-	143 750	39 882	39 882	56 363
ISRAEL.....	11 091	18 829	18 780	24 358	34 877	56 018	55 969	72 725
CHINA T.....	812	1 200	1 200	1 360	4 841	9 118	9 118	11 413
OPAC IS.....	-	-	-	-	10 880	50 520	50 416	56 565
EGYPT.....	2 222	3 646	3 646	4 470	4 472	8 246	8 246	9 445
OTH CTY.....	98	795	811	811	12 426	24 319	24 268	29 943
TOTAL.....	169 168	292 870	293 325	320 476	2 052 459	2 411 490	2 392 115	2 644 686
0536400	PEEL OF MELONS AND CITRUS FRUIT, NOT PRESERVED BY SUGAR							(LB)
HAITI.....	3 540	308	308	525	93 562	10 013	10 013	13 861
DOM REP.....	7 461	2 558	2 558	2 728	58 020	20 853	19 865	20 924
SPAIN.....	29 681	19 199	19 199	21 553	35 307	20 868	20 868	23 616
ITALY.....	96 652	15 155	15 155	19 811	120 192	21 200	21 200	27 067
CHINA M.....	2 682	3 314	3 314	3 711	3 863	5 015	5 015	5 595
OTH CTY.....	1 010	823	823	910	17 093	9 621	9 621	11 448
TOTAL.....	141 026	41 357	41 357	49 238	328 037	87 570	86 582	102 511
0536540	FIGS, GUAVAS, PRUNES, PRUNELLES, PLUMS, AND PINEAPPLES, IN BRINE, OR PREP OR PRESERVED							(LB)
MEXICO.....	410 163	67 290	76 826	76 826	1 026 822	180 780	207 425	207 425
HAITI.....	-	-	-	-	35 200	6 400	6 400	7 752
PHIL R.....	19 447	4 644	4 644	5 586	158 187	37 776	37 776	43 439
CHINA T.....	355 808	73 719	73 719	85 987	604 603	166 306	166 306	192 419
JAPAN.....	7 371	6 720	6 720	7 616	49 110	36 799	36 958	42 004
OTH CTY.....	-	-	-	-	36 064	7 342	7 866	9 396
TOTAL.....	792 789	152 373	161 909	176 015	1 909 986	435 403	462 731	502 435
0538010	NUTS, PREPARED OR PRESERVED, NES							(LB)
C RICA.....	20 000	4 800	4 800	5 937	113 000	27 120	27 120	32 318
DOM REP.....	69 600	25 728	25 728	27 464	405 313	110 679	110 679	122 148
U KING.....	-	-	-	-	19 635	17 120	17 120	18 203
FRANCE.....	-	-	-	-	44 988	31 741	31 739	34 738
THAILND.....	3 000	1 250	1 250	1 511	11 220	6 635	6 620	7 811
PHIL R.....	13 227	9 292	9 292	10 853	57 864	40 316	40 316	47 300
CHINA M.....	3 375	962	962	1 086	36 936	22 577	22 483	26 075
CHINA T.....	58 823	20 955	20 955	23 481	324 387	123 629	123 615	141 651
JAPAN.....	4 294	2 245	2 245	2 619	25 940	18 384	18 331	20 184
OTH CTY.....	2 205	750	750	835	41 007	18 193	18 173	20 941
TOTAL.....	174 524	65 982	65 982	73 786	1 080 290	416 394	416 196	471 369
0538020	CHERRIES, OTHRSE PREPARED OR PRESERVED, NSPF							(LB)
FRANCE.....	64	270	270	283	15 732	38 716	38 716	41 396
ITALY.....	2 919	9 335	9 335	10 674	7 098	14 582	14 582	16 844
GREECE.....	4 050	3 690	3 690	4 317	7 650	6 890	6 890	7 961
OTH CTY.....	-	-	-	-	15 804	4 596	4 596	5 754
TOTAL.....	7 033	13 295	13 295	15 274	46 284	64 784	64 784	71 955
0538030	ORANGES, MANDARIN, PACKED IN AIRTIGHT CONTAINERS							(LB)
SPAIN.....	19 407	7 655	7 655	9 023	19 407	7 655	7 655	9 023
SINGAPR.....	24 750	5 700	5 700	6 929	41 250	9 600	9 600	11 618
CHINA M.....	49 500	12 531	12 531	14 874	139 125	29 510	29 510	35 533
KOR REP.....	36 788	7 365	7 365	9 007	574 388	198 191	198 191	226 750
CHINA T.....	2 335 731	475 099	475 099	570 396	10 598 508	2 245 115	2 245 076	2 675 266
JAPAN.....	2 047 603	613 904	613 889	719 698	13 406 692	3 874 996	3 874 979	4 538 890
OTH CTY.....	-	-	-	-	61	263	263	267
TOTAL.....	4 513 779	1 122 254	1 122 239	1 329 927	24 779 491	6 365 330	6 365 274	7 497 347
0538040	PINEAPPLES, PREPARED OR PRESERVED IN AIRTIGHT CONTAINERS							(LB)
MEXICO.....	965 722	229 669	234 151	234 151	6 144 284	1 431 543	1 459 835	1 459 835
VENEZ.....	-	-	-	-	42 000	12 000	12 000	13 479
ECUADOR.....	39 780	5 499	5 499	7 204	49 180	7 953	7 953	10 568
FRANCE.....	-	-	-	-	79 860	20 205	20 205	23 099
THAILND.....	4 022 049	891 651	901 651	1 062 556	13 313 758	2 749 812	2 759 762	3 326 448
MALAYSIA.....	392 400	100 242	100 242	113 228	2 899 122	749 463	738 705	871 462
SINGAPR.....	788 133	201 170	200 818	235 548	5 256 579	1 310 428	1 310 596	1 529 211
INDNSIA.....	100 384	18 813	18 813	25 028	437 749	87 588	87 788	110 434
PHIL R.....	21 060 173	3 849 550	3 849 550	4 693 346	87 174 942	15 219 608	15 219 608	18 386 647
HG KONG.....	-	-	-	-	292 650	47 832	47 832	53 354
CHINA T.....	1 347 629	321 108	321 098	367 525	15 230 465	3 665 197	3 665 088	4 158 637
JAPAN.....	-	-	-	-	24 075	5 685	5 685	6 504
IVY CST.....	79 500	19 516	19 516	22 492	777 503	181 263	181 263	210 581
REP SAF.....	480 325	114 647	114 647	146 482	3 447 483	780 138	784 800	1 029 596
OTH CTY.....	6 053	1 210	1 210	1 442	6 053	1 210	1 210	1 442
TOTAL.....	29 282 148	5 753 075	5 767 195	6 909 002	135 175 703	26 269 925	26 302 330	31 191 297
0538050	PRUNES, PRUNELLES, AND PLUMS, PREPARED OR PRESERVED, NSPF							(LB)
ISRAEL.....	-	-	-	-	134 081	27 437	27 151	33 166
CHINA M.....	5 914	3 224	3 311	3 920	31 081	16 189	16 339	19 366
HG KONG.....	102 864	70 912	71 126	78 553	378 890	311 570	313 211	342 532
CHINA T.....	3 500	2 000	2 000	2 230	113 194	55 641	55 671	63 722
JAPAN.....	-	-	-	-	19 777	14 490	14 490	16 167

Table 2. Schedule A Commodity by Country of Origin, Customs Value, F.a.s. and C.i.f.—Continued

(For information on coverage, definitions of Customs, f.a.s., and c.i.f. values, see Explanation of Statistics. Shipments valued less than \$251 are shown only under Schedule A commodity number 990.0000 and excluded from all other commodities. OTH CTY represents total for countries averaging under \$1,000 per month based on Customs Value)

Country of origin	Schedule A commodity number, description and unit of quantity							
	Current month				Cumulative, January to date			
	Net quantity	Value (dollars)			Net quantity	Value (dollars)		
Customs		F.a.s.	C.i.f.	Customs		F.a.s.	C.i.f.	
OTH CTY.....	148	1 018	1 018	1 243	3 914	3 354	3 450	4 037
TOTAL.....	112 426	77 154	77 455	85 946	680 937	428 721	430 312	478 990
0538060	FRUIT MIXTURES, PREPARED OR PRESERVED							(LB)
MEXICO.....	52 520	13 773	13 773	13 773	189 548	50 369	53 523	53 523
ECUADOR.....	-	-	-	-	92 736	11 282	11 282	14 575
FRANCE.....	250	540	540	567	9 236	13 482	13 482	15 019
ISRAEL.....	-	-	-	-	46 575	11 461	11 461	13 433
PHIL R.....	152 336	32 480	26 168	40 388	3 781 100	884 281	817 403	1 053 617
KOR REP.....	-	-	-	-	120 000	47 000	47 000	53 811
HG KONG.....	2 520	7 035	7 035	7 928	2 520	7 035	7 035	7 928
CHINA T.....	-	-	-	-	19 208	5 599	5 599	6 377
JAPAN.....	221 100	80 660	80 740	94 206	643 545	228 343	226 249	264 027
OTH CTY.....	2 783	2 802	2 802	3 071	16 782	10 771	10 183	11 531
TOTAL.....	431 509	137 290	131 058	159 933	4 921 250	1 269 623	1 203 217	1 493 841
0538070	BLUEBERRIES, FROZEN							(LB)
CANADA.....	3 000	1 097	990	1 097	420 690	154 070	145 508	152 111
TOTAL.....	3 000	1 097	990	1 097	420 690	154 070	145 508	152 111
0538080	STRAWBERRIES, FROZEN							(LB)
CANADA.....	21 240	9 575	9 620	9 620	47 040	16 082	16 066	16 127
MEXICO.....	12 853 690	2 764 395	2 868 039	2 868 139	58 020 077	12 537 301	13 253 220	13 262 329
POLAND.....	457 685	111 146	111 146	146 549	3 522 098	824 286	822 216	1 104 163
TOTAL.....	13 332 615	2 885 116	2 988 805	3 024 308	61 589 215	13 377 669	14 091 502	14 382 619
0538090	FRUIT, PREPARED OR PRESERVED, NSFP							(LB)
CANADA.....	16 800	6 216	5 251	6 251	757 088	174 090	183 717	183 717
MEXICO.....	6 069 011	1 310 229	1 347 519	1 347 519	7 015 651	1 518 305	1 563 272	1 563 272
GUATMAL.....	127 565	2 475	2 475	6 463	652 947	14 718	14 718	34 569
HONDURA.....	244 050	14 471	14 471	16 560	982 445	56 366	56 366	67 992
DOM REP.....	197 236	81 163	77 807	86 099	754 876	329 524	319 649	349 021
VENEZ.....	27 563	10 600	10 600	11 580	27 563	10 600	10 600	11 580
ECUADOR.....	-	-	-	-	61 741	13 200	13 200	16 045
BRAZIL.....	123 802	25 140	25 140	30 584	218 775	49 192	49 192	59 305
ARGENT.....	-	-	-	-	90 000	17 000	17 000	20 000
SWEDEN.....	13 798	11 115	11 115	12 446	62 635	50 605	50 605	55 798
U KING.....	2 790	1 114	1 114	1 279	20 686	12 412	12 418	13 831
NETHLDs.....	9 020	2 045	2 045	3 220	123 314	16 228	16 228	23 796
FRANCE.....	-	-	-	-	26 130	67 824	67 824	72 416
POLAND.....	431 370	101 752	101 752	144 732	515 054	119 215	119 215	168 515
SPAIN.....	2 496	822	822	925	98 102	23 144	23 144	27 654
ITALY.....	69 113	11 680	11 680	14 298	685 468	109 116	109 116	139 481
GREECE.....	3 488	2 635	2 635	3 063	15 998	12 613	12 613	14 289
SYRIA.....	-	-	-	-	15 512	11 298	11 298	12 084
IRAN.....	-	-	-	-	1 209 425	246 863	246 863	298 712
ISRAEL.....	73 318	16 650	16 650	20 507	327 904	84 482	83 888	101 732
THAILND.....	6 000	2 180	2 180	2 634	26 957	14 217	14 217	16 595
PHIL R.....	61 786	37 699	37 700	43 796	337 364	199 233	199 184	229 401
CHINA M.....	9 493	3 329	3 374	4 122	62 223	33 264	33 390	37 914
KOR REP.....	625	465	465	526	55 108	20 586	20 586	24 475
HG KONG.....	4 219	2 891	2 960	3 304	23 803	19 278	19 451	21 372
CHINA T.....	20 180	10 364	10 364	11 306	195 552	80 126	80 211	91 206
JAPAN.....	-	-	-	-	63 459	48 311	48 598	54 508
N ZEAL.....	429 503	55 941	55 881	87 752	963 310	142 074	142 014	213 716
REP SAF.....	34 500	7 560	7 560	10 388	317 046	55 289	55 289	76 941
OTH CTY.....	43 353	5 620	5 620	7 321	67 055	13 831	13 858	16 960
TOTAL.....	8 021 079	1 724 156	1 758 180	1 876 695	15 773 191	3 565 004	3 609 726	4 016 897
0541020	POTATO, WHITE, CERTIFIED SEED							(CWT)
CANADA.....	92 794	271 163	297 105	297 105	394 790	1 626 754	1 766 497	1 774 827
TOTAL.....	92 794	271 163	297 105	297 105	394 790	1 626 754	1 766 497	1 774 827
0541040	POTATO, WHITE, EXCEPT CERTIFIED SEED							(CWT)
CANADA.....	65 283	240 941	254 662	254 662	610 136	2 283 275	2 404 590	2 404 630
TOTAL.....	65 283	240 941	254 662	254 662	610 136	2 283 275	2 404 590	2 404 630
0542020	CHICKPEAS OR GARBANZOS, EXCEPT SPLIT, DRIED, DESICCATED, OR DEHYDRATED							(LB)
MEXICO.....	1 172 414	192 380	192 380	199 291	2 453 224	424 592	424 592	431 503
C RICA.....	1 052 370	186 168	186 168	200 274	1 052 370	186 168	186 168	200 274
ARGENT.....	-	-	-	-	308 000	68 040	68 040	68 040
PORTUGL.....	16 535	4 179	4 079	4 888	61 716	15 920	15 920	17 767
TURKEY.....	65 504	12 666	12 666	15 424	189 862	36 837	36 837	44 445
MOROC.....	-	-	-	-	317 713	63 166	63 166	75 748
OTH CTY.....	2 000	1 520	1 520	1 817	29 068	8 257	8 257	10 095
TOTAL.....	2 308 823	396 913	396 813	421 694	4 411 953	802 980	802 880	847 872
0542040	VEGETABLES, LEGUMINOUS, DRIED, INCLUDING SPLIT							(LB)
CANADA.....	644 100	136 687	141 285	141 285	1 966 140	487 723	497 199	497 199
MEXICO.....	1 084 904	177 469	177 469	177 469	1 325 522	220 283	220 463	220 463
GUATMAL.....	25 000	7 000	7 000	8 250	25 000	7 000	7 000	8 250
C RICA.....	1 148 089	464 137	464 137	481 667	1 148 089	464 137	464 137	481 667

Table 2. Schedule A Commodity by Country of Origin,
Customs Value, F.a.s. and C.i.f.—Continued

(For information on coverage, definitions of Customs, f.a.s., and c.i.f. values, see Explanation of Statistics. Shipments valued less than \$251 are shown only under Schedule A commodity number 990.0000 and excluded from all other commodities. OTH CTY represents total for countries averaging under \$1,000 per month based on Customs Value)

Country of origin	Schedule A commodity number, description and unit of quantity								
	Current month				Cumulative, January to date				
	Net quantity	Value (dollars)			Net quantity	Value (dollars)			
Customs		F.a.s.	C.i.f.	Customs		F.a.s.	C.i.f.		
PERU.....	69 974	21 925	21 982	23 240	567 556	128 763	128 860	144 637	
CHILE.....	384 138	71 260	71 260	82 447	1 036 079	223 548	223 548	259 476	
ARGENT.....	-	-	-	-	54 696	20 586	20 586	22 999	
U KING.....	20 716	5 520	5 520	6 449	74 424	25 670	25 670	28 906	
IRELAND.....	2 632	2 847	2 847	3 008	22 680	24 647	24 647	25 957	
NETHLDs.....	35 546	22 038	22 038	24 772	44 246	25 224	25 224	28 441	
BELGIUM.....	-	-	-	-	185 696	39 985	40 902	45 610	
PORTUGL.....	44 974	11 253	11 253	13 268	160 768	43 490	44 190	51 957	
YUGOSLV.....	-	-	-	-	120 954	19 767	19 767	22 933	
TURKEY.....	-	-	-	-	55 092	18 301	18 301	20 802	
LEBANON.....	1 500	706	706	853	51 906	20 525	20 525	23 244	
INDIA.....	3 529	2 284	2 284	2 681	38 184	13 159	13 167	15 895	
THAILND.....	3 398 592	493 935	493 935	592 137	7 794 095	1 140 205	1 139 973	1 370 704	
MALAYSA.....	10 000	2 552	3 125	3 125	43 694	10 660	10 660	12 972	
CHINA M.....	1 100	270	270	312	428 875	80 835	80 872	95 261	
CHINA T.....	20 000	4 955	4 955	5 699	249 000	56 256	56 256	65 248	
JAPAN.....	1 315	797	797	926	15 420	9 004	9 051	10 136	
N ZEAL.....	39 800	14 147	14 147	15 990	709 967	112 003	111 741	136 723	
MOROC.....	-	-	-	-	152 846	33 611	33 611	38 110	
ETHIOP.....	2 200	591	591	679	79 361	11 723	11 723	15 235	
KENYA.....	53 940	9 913	9 913	13 052	1 342 597	267 804	267 805	333 791	
MOZAMBQ.....	120 061	26 078	26 078	29 360	120 061	26 078	26 078	29 360	
REP SAF.....	-	-	-	-	16 500	5 382	5 382	6 091	
MALAWI.....	22 000	6 958	6 958	8 000	216 756	31 652	31 652	44 166	
OTH CTY.....	35 587	7 837	7 837	8 862	77 605	23 887	23 887	27 594	
TOTAL.....	7 169 697	1 491 159	1 495 814	1 643 531	18 123 809	3 591 908	3 602 877	4 083 827	
0543005	BEANS, FRESH, CHILLED, OR FROZEN						(LB)		
MEXICO.....	188 746	20 148	20 148	20 316	8 585 878	889 741	890 457	890 625	
OTH CTY.....	4 262	2 094	2 094	2 806	22 497	8 857	8 857	10 615	
TOTAL.....	193 008	22 242	22 242	23 122	8 608 375	898 598	899 314	901 240	
0543010	CARROTS, FRESH, CHILLED OR FROZEN						(LB)		
CANADA.....	90 000	3 886	4 136	4 136	12 662 977	522 558	579 251	579 251	
MEXICO.....	-	-	-	-	438 944	18 500	20 909	20 909	
OTH CTY.....	-	-	-	-	18 755	3 544	3 544	4 582	
TOTAL.....	90 000	3 886	4 136	4 136	13 120 676	544 602	603 704	604 742	
0543015	CUCUMBERS, FRESH, CHILLED OR FROZEN						(LB)		
CANADA.....	70 750	21 079	20 804	20 804	204 249	50 369	49 122	49 122	
MEXICO.....	11 590 227	576 879	616 786	616 916	100 943 584	4 833 675	5 208 825	5 212 747	
BAHAMAS.....	370 546	6 670	16 702	22 974	7 839 920	174 147	229 764	316 340	
OTH CTY.....	-	-	-	-	77 805	5 039	5 039	6 250	
TOTAL.....	12 031 523	604 628	654 292	660 694	109 065 558	5 063 230	5 492 750	5 584 459	
0543020	GARLIC, FRESH, CHILLED OR FROZEN						(LB)		
MEXICO.....	2 458 194	545 140	560 057	560 057	10 292 632	2 595 182	2 673 467	2 685 715	
GUATMAL.....	1 278	383	383	486	38 983	9 853	9 853	11 536	
DOM REP.....	-	-	-	-	613 753	60 090	60 090	78 346	
PERU.....	-	-	-	-	587 757	278 411	278 411	306 055	
CHILE.....	-	-	-	-	275 575	111 750	111 750	125 671	
ARGENT.....	-	-	-	-	1 016 633	449 152	449 152	517 125	
SPAIN.....	-	-	-	-	85 735	23 796	23 796	29 572	
ITALY.....	-	-	-	-	285 900	105 599	105 599	130 611	
TOTAL.....	2 459 472	545 523	560 440	560 543	13 196 968	3 633 833	3 712 118	3 884 631	
0543025	ONIONS, FRESH, CHILLED OR FROZEN						(LB)		
CANADA.....	63 671	27 388	27 604	27 604	1 133 559	345 788	350 465	350 465	
MEXICO.....	3 130 796	555 988	573 510	573 510	64 140 706	5 130 413	5 721 099	5 721 099	
DOM REP.....	471 050	49 411	49 411	62 280	479 573	50 470	50 470	64 128	
CHILE.....	129 750	8 503	8 503	15 173	543 388	43 323	43 323	71 144	
NETHLDs.....	72 632	50 288	50 288	54 645	5 725 610	1 781 780	1 787 858	2 164 410	
BELGIUM.....	-	-	-	-	242 952	64 950	64 950	79 691	
FRANCE.....	22 100	10 975	10 994	10 994	77 202	35 158	35 177	40 085	
N ZEAL.....	-	-	-	-	175 000	11 487	11 513	22 047	
TOTAL.....	3 889 999	702 553	720 310	744 206	72 517 990	7 463 369	8 064 855	8 513 269	
0543030	TURNIPS OR RUTABAGAS, FRESH, CHILLED, OR FROZEN						(CWT)		
CANADA.....	26 425	234 618	238 091	238 091	353 565	2 418 262	2 467 462	2 467 462	
OTH CTY.....	-	-	-	-	228	1 455	1 576	1 576	
TOTAL.....	26 425	234 618	238 091	238 091	353 793	2 419 717	2 469 038	2 469 038	
0543035	CAPERS, FRESH, CHILLED, OR FROZEN						(LB)		
U KING.....	-	-	-	-	6 297	12 854	14 181	14 286	
SPAIN.....	40 460	32 936	32 936	36 619	296 483	228 077	227 898	252 459	
MOROC.....	-	-	-	-	86 289	73 932	72 145	78 568	
OTH CTY.....	-	-	-	-	1 506	1 356	1 356	1 598	
TOTAL.....	40 460	32 936	32 936	36 619	390 575	316 219	315 560	346 911	
0543040	VEGETABLES, FRESH, CHILLED, FROZEN OR DRIED, NES						(LB)		
CANADA.....	512 850	137 426	138 792	139 057	1 447 700	298 379	303 943	304 219	
MEXICO.....	15 434 944	1 654 034	1 684 315	1 684 689	141 832 842	14 963 075	15 257 517	15 280 245	

Table 2. Schedule A Commodity by Country of Origin, Customs Value, F.a.s. and C.i.f.—Continued

(For information on coverage, definitions of Customs, f.a.s., and c.i.f. values, see Explanation of Statistics. Shipments valued less than \$251 are shown only under Schedule A commodity number 990.0000 and excluded from all other commodities. OTH CTY represents total for countries averaging under \$1,000 per month based on Customs Value)

Country of origin	Schedule A commodity number, description and unit of quantity							
	Current month			Cumulative, January to date				
	Net quantity	Value (dollars)			Net quantity	Value (dollars)		
Customs		F.a.s.	C.i.f.	Customs		F.a.s.	C.i.f.	
GUATMAL.....	30 335	4 886	4 886	7 732	450 920	67 536	67 697	120 849
SALVADR.....	81 620	4 190	4 190	6 865	155 020	11 035	11 035	16 390
NICARAG.....	-	-	-	-	97 645	15 623	15 623	25 109
C RICA.....	370 959	37 831	37 831	48 660	2 398 232	279 564	273 869	370 620
PANAMA.....	-	-	-	-	33 062	5 745	5 745	6 849
BAHAMAS.....	-	-	-	-	370 362	38 195	38 617	48 831
JAMAICA.....	600	450	450	582	216 350	60 337	60 337	64 885
DOM REP.....	2 100 473	311 180	286 887	378 113	13 258 524	2 002 837	1 837 891	2 419 356
TRINID.....	680	510	510	615	7 917	5 427	5 427	7 314
COLOMB.....	1 378 800	101 685	101 685	129 817	5 729 216	577 162	549 521	722 690
VENEZ.....	89 287	10 568	10 568	15 341	268 971	31 373	31 373	42 631
EQUADOR.....	-	-	-	-	50 000	6 384	6 384	8 592
SWEDEN.....	-	-	-	-	33 025	6 133	6 133	7 811
U KING.....	-	-	-	-	804 010	114 681	114 681	167 609
NETHLD.....	882 000	48 020	48 020	85 058	1 150 970	136 690	136 690	194 626
BELGIUM.....	130 248	107 515	107 635	122 172	1 005 842	617 340	617 456	716 839
FRANCE.....	336	13 783	13 803	14 361	2 040	34 301	34 321	36 263
ITALY.....	1 037	9 750	9 750	14 285	1 114	12 987	12 987	17 677
CHINA M.....	49 310	20 043	20 043	26 849	421 109	150 597	149 812	211 605
HG KONG.....	-	-	-	-	48 475	19 774	20 329	25 063
CHINA T.....	125 499	53 063	53 063	70 001	788 250	316 480	315 571	430 252
JAPAN.....	5 632	3 379	3 379	4 199	37 909	23 621	23 621	27 606
MOROC.....	-	-	-	-	124 385	22 480	22 480	28 382
OTH CTY.....	10 563	5 219	5 219	6 060	52 397	12 761	12 761	15 167
TOTAL.....	21 205 173	2 523 532	2 531 026	2 754 456	170 786 287	19 830 517	19 931 821	21 317 680
0544000	TOMATOES, FRESH OR FROZEN							(LB)
CANADA.....	86 774	13 549	13 556	13 556	316 603	50 915	50 998	50 998
MEXICO.....	124 796 440	13 750 160	13 761 165	13 762 224	415 731 436	45 985 788	46 092 909	46 088 137
GUATMAL.....	-	-	-	-	84 005	15 648	15 648	18 847
BAHAMAS.....	-	-	-	-	3 767 312	109 904	125 966	159 460
DOM REP.....	291 030	34 411	34 411	45 320	1 736 072	178 228	177 528	238 791
TOTAL.....	125 174 244	13 798 120	13 809 132	13 821 100	421 635 428	46 340 483	46 463 069	46 556 233
0546210	ONIONS PACKED IN SALT, IN BRINE, OR PICKLED							(LB)
U KING.....	4 274	3 108	3 107	3 786	55 092	31 887	31 616	38 415
NETHLD.....	216 299	127 979	125 157	139 774	1 649 430	767 047	755 628	867 821
ISRAEL.....	-	-	-	-	87 611	16 916	16 916	20 935
JAPAN.....	7 581	6 662	6 662	7 568	42 208	41 510	41 626	46 912
OTH CTY.....	441	280	280	337	13 716	5 168	5 138	6 008
TOTAL.....	228 595	138 029	135 206	151 465	1 848 057	862 528	850 924	980 091
0546225	OLIVES IN BRINE, NOT PITTED OR STUFFED, NOT GREEN IN COLOR AND NOT CANNED							(GAL)
PORTUGL.....	500	1 600	1 620	1 620	6 067	15 975	15 995	18 413
GREECE.....	38 137	95 294	95 218	110 613	286 162	618 928	619 102	721 126
TURKEY.....	-	-	-	-	3 822	12 476	12 476	14 247
OTH CTY.....	473	1 385	1 385	1 583	2 154	5 042	5 042	5 956
TOTAL.....	39 110	98 279	98 223	113 816	298 205	652 421	652 615	759 742
0546240	BEANS, EXCEPT SOYBEANS, IN BRINE OR PACKED IN SALT							(LB)
OTH CTY.....	1 425	381	391	391	34 386	7 339	7 449	7 996
TOTAL.....	1 425	381	391	391	34 386	7 339	7 449	7 996
0548300	CHICORY ROOTS, CRUDE							(LB)
POLAND.....	-	-	-	-	2 755 750	293 750	293 750	375 202
TOTAL.....	-	-	-	-	2 755 750	293 750	293 750	375 202
0548400	HOPS AND LUPULIN							(LB)
BELGIUM.....	-	-	-	-	23 589	29 222	29 222	31 008
FRANCE.....	-	-	-	-	360 000	356 239	357 657	375 992
W GERM.....	70 727	110 266	110 266	114 418	6 917 529	8 943 763	8 951 191	9 228 896
POLAND.....	120 000	117 954	117 954	122 268	240 000	236 472	236 472	244 669
YUGOSLV.....	-	-	-	-	2 959 029	3 322 592	3 323 831	3 458 795
OTH CTY.....	-	-	-	-	5 272	4 429	4 445	4 445
TOTAL.....	190 727	228 220	228 220	236 686	10 505 419	12 892 717	12 902 818	13 343 805
0548800	VEGETABLE PRODUCTS, ROOTS AND TUBERS, CHIEFLY FOR HUMAN FOOD, NES, FRESH OR DRIED							(LB)
HAITI.....	-	-	-	-	-	6 986	6 986	10 762
DOM REP.....	-	196 191	177 349	226 936	-	1 063 072	904 961	1 156 722
COLOMB.....	-	4 194	4 194	4 893	-	40 785	40 785	47 580
AZORES.....	-	-	-	-	-	16 649	16 649	43 092
PORTUGL.....	-	2 500	2 500	3 174	-	32 730	32 730	49 570
CHINA M.....	-	-	-	-	-	65 085	65 002	71 028
OTH CTY.....	-	1 264	1 264	1 476	-	17 460	16 689	24 056
TOTAL.....	-	204 149	185 307	236 479	-	1 242 767	1 083 802	1 402 810
0553020	MUSHROOMS, DRIED							(LB)
CANADA.....	-	-	-	-	815	8 232	8 232	8 232
CHILE.....	37 400	28 085	28 085	31 533	188 200	152 460	152 621	170 320
FRANCE.....	-	-	-	-	1 151	9 285	9 285	9 562
W GERM.....	622	4 350	4 350	4 895	877	7 126	7 126	7 794
SWITZLD.....	1 102	22 545	22 545	23 274	1 150	23 618	23 618	24 412

Table 2. Schedule A Commodity by Country of Origin,
Customs Value, F.a.s. and C.i.f.—Continued

(For information on coverage, definitions of Customs, f.a.s., and c.i.f. values, see Explanation of Statistics. Shipments valued less than \$251 are shown only under Schedule A commodity number 990.0000 and excluded from all other commodities. OTH CTY represents total for countries averaging under \$1,000 per month based on Customs Value)

Country of origin	Schedule A commodity number, description and unit of quantity							
	Current month				Cumulative, January to date			
	Net quantity	Value (dollars)			Net quantity	Value (dollars)		
Customs		F.a.s.	C.i.f.	Customs		F.a.s.	C.i.f.	
ITALY.....	-	-	-	-	846	7 500	7 500	8 533
YUGOSLV.....	-	-	-	-	3 871	19 704	20 208	22 342
INDIA.....	440	7 829	7 836	8 570	550	9 550	9 557	10 991
CHINA M.....	-	-	-	-	2 341	6 659	6 655	7 733
KOR REP.....	-	-	-	-	2 898	12 177	12 127	14 119
CHINA T.....	6 482	33 690	33 690	38 052	30 673	98 174	97 889	108 121
JAPAN.....	20 821	123 053	123 075	133 337	122 271	661 269	661 350	713 406
OTH CTY.....	160	379	379	447	308	1 609	1 742	1 971
TOTAL.....	67 027	219 931	219 960	240 108	355 951	1 017 363	1 017 910	1 107 536
0553040	VEGETABLES, DEHYDRATED, AND FLOUR AND FLAKES OF POTATOES, FRUITS, AND VEGETABLES (LB)							
CANADA.....	311 340	106 298	107 403	107 403	886 545	316 630	319 074	319 074
MEXICO.....	7 223	9 254	9 254	9 254	33 485	71 861	71 861	71 861
U KING.....	7 760	3 085	3 085	3 691	14 936	6 169	6 169	7 426
NETHLDs.....	495	1 031	1 031	1 112	13 830	12 802	12 802	15 048
W GERM.....	956	1 017	1 017	1 101	6 407	9 549	9 549	10 620
HUNGARY.....	-	-	-	-	23 187	14 054	14 054	18 901
SWITZLD.....	-	-	-	-	204 056	304 614	271 578	325 173
SPAIN.....	-	-	-	-	8 818	6 125	6 125	7 000
PORTUGL.....	125 598	247 518	247 510	256 709	753 416	1 461 200	1 461 180	1 518 566
ITALY.....	-	-	-	-	84 576	119 638	119 638	127 899
YUGOSLV.....	-	-	-	-	86 337	168 470	168 470	177 640
ROMANIA.....	-	-	-	-	22 046	31 614	31 614	35 338
TURKEY.....	-	-	-	-	88 184	177 376	177 376	187 216
ISRAEL.....	10 414	8 998	9 228	9 557	120 382	150 808	151 165	160 451
INDIA.....	-	-	-	-	26 722	11 459	11 459	13 784
THAILND.....	1 000	666	666	748	17 327	11 447	11 648	13 180
PHIL R.....	1 445	2 027	2 027	2 453	3 690	5 145	5 145	6 062
CHINA M.....	4 496	7 168	7 199	7 842	239 002	185 740	185 750	209 424
KOR REP.....	2 752	7 195	7 195	7 950	49 971	73 821	73 821	85 637
HG KONG.....	4 075	3 896	3 950	4 404	46 011	41 834	42 158	47 009
CHINA T.....	16 315	18 380	18 380	21 202	60 807	59 748	59 772	67 497
JAPAN.....	11 145	25 754	26 017	29 031	150 919	169 406	170 436	187 841
MOROC.....	109 848	42 580	42 580	48 065	250 534	114 559	114 559	127 389
KENYA.....	16 000	4 257	4 257	5 777	116 345	35 387	35 387	46 015
OTH CTY.....	10 441	3 163	3 163	3 816	46 750	17 836	17 339	21 171
TOTAL.....	641 303	492 287	493 962	520 115	3 354 283	3 577 292	3 548 129	3 807 222
0554520	TAPIOCA, CASSAVA FLOUR AND STARCH (LB)							
BRAZIL.....	234 546	28 969	28 869	34 787	7 172 352	691 993	691 893	882 387
THAILND.....	8 941 128	673 976	673 976	1 013 763	32 236 947	2 432 263	2 428 833	3 622 833
TOGO.....	231 600	18 614	18 614	27 185	595 500	50 414	50 414	73 670
OTH CTY.....	3 307	346	346	513	61 420	9 616	9 616	12 536
TOTAL.....	9 410 581	721 905	721 805	1 076 248	40 066 219	3 184 286	3 180 756	4 591 426
0554540	ARROWROOT AND SAGO FLOURS AND STARCHES (LB)							
CANADA.....	-	-	-	-	32 000	5 200	5 276	5 276
LW WW I.....	-	-	-	-	440 000	290 169	290 169	308 951
BRAZIL.....	-	-	-	-	92 551	26 402	26 402	29 252
MALAYSA.....	-	-	-	-	80 000	8 904	8 904	11 797
SINGAPR.....	71 700	7 798	7 798	10 788	437 900	43 906	43 906	60 674
LIBERIA.....	-	-	-	-	16 323	6 231	6 231	7 650
OTH CTY.....	-	-	-	-	24 758	8 790	8 790	10 108
TOTAL.....	71 700	7 798	7 798	10 788	1 123 532	389 602	389 678	433 708
0555010	ONIONS, PREPARED OR PRESERVED, NES (LB)							
CANADA.....	244 025	112 216	123 860	123 860	948 153	388 946	430 832	430 832
DOM REP.....	-	-	-	-	39 240	8 250	8 250	9 024
NETHLDs.....	4 762	2 005	2 005	2 418	121 421	60 066	59 685	69 050
BELGIUM.....	63 457	23 012	23 012	26 180	204 612	70 279	70 403	82 645
OTH CTY.....	-	-	-	-	1 219	1 368	1 368	1 563
TOTAL.....	312 244	137 233	148 877	152 458	1 314 645	528 909	570 538	593 114
0555020	PIMENTOS, IN BRINE, PICKLED OR OTHERWISE PRESERVED, EXCEPT DRIED (LB)							
AZORES.....	-	-	-	-	26 220	14 612	14 612	16 526
SPAIN.....	428 541	286 536	285 412	322 493	6 696 129	4 040 738	4 036 809	4 526 976
PORTUGL.....	32 768	14 052	13 949	16 397	524 327	213 614	213 248	249 548
OTH CTY.....	-	-	-	-	8 557	1 833	1 840	2 123
TOTAL.....	461 309	300 588	299 361	338 890	7 255 233	4 270 797	4 266 509	4 795 173
0555030	TOMATO PASTE AND SAUCE (LB)							
MEXICO.....	-	-	-	-	440 261	129 324	129 548	129 548
DOM REP.....	567 000	203 310	203 310	221 475	3 795 722	1 359 074	1 359 074	1 439 171
CHILE.....	-	-	-	-	91 882	28 107	28 107	31 145
ARGENT.....	92 594	12 950	12 950	14 978	125 388	18 725	18 725	21 592
SPAIN.....	224 366	88 081	86 893	98 362	717 111	303 087	301 899	336 948
PORTUGL.....	464 669	148 804	148 804	170 624	2 824 915	951 077	936 287	1 061 240
ITALY.....	46 297	6 475	6 475	7 489	93 407	21 273	19 119	22 486
TURKEY.....	-	-	-	-	3 825 047	1 593 497	1 593 497	1 749 450
ISRAEL.....	-	-	-	-	155 023	32 813	32 704	38 899
CHINA T.....	-	-	-	-	160 032	59 905	59 905	65 936
OTH CTY.....	-	-	-	-	465	367	367	367
TOTAL.....	1 394 926	459 620	458 432	512 928	12 229 253	4 497 249	4 479 232	4 896 782

Table 2. Schedule A Commodity by Country of Origin, Customs Value, F.a.s. and C.i.f.—Continued

(For information on coverage, definitions of Customs, f.a.s., and c.i.f. values, see Explanation of Statistics. Shipments valued less than \$251 are shown only under Schedule A commodity number 990.0000 and excluded from all other commodities. OTH CTY represents total for countries averaging under \$1,000 per month based on Customs Value)

Country of origin	Schedule A commodity number, description and unit of quantity							
	Current month				Cumulative, January to date			
	Net quantity	Value (dollars)			Net quantity	Value (dollars)		
Customs		F.a.s.	C.i.f.	Customs		F.a.s.	C.i.f.	
0555040	TOMATOES, PREPARED OR PRESERVED, EXCEPT PASTE OR SAUCE							(LB)
MEXICO.....	781 512	113 239	119 282	119 282	1 203 285	172 231	178 302	178 302
SPAIN.....	604 019	113 151	110 313	138 138	11 519 581	1 996 302	1 985 079	2 499 068
ITALY.....	2 260 920	425 628	425 597	543 264	15 951 907	3 253 347	3 239 317	4 078 717
GREECE.....	-	-	-	-	1 872 752	396 091	394 341	484 496
TURKEY.....	-	-	-	-	78 585	8 621	8 621	12 370
ISRAEL.....	153 189	26 640	26 640	32 843	1 027 145	191 578	191 216	229 970
OTH CTY.....	6 559	700	700	802	28 071	6 103	6 142	6 835
TOTAL.....	3 806 199	679 358	682 532	834 329	31 681 326	6 024 273	6 003 018	7 489 758
0555060	MUSHROOMS, PREPARED OR PRESERVED, EXCEPT DRIED							(LB)
CANADA.....	33 296	28 115	31 744	31 744	118 185	103 666	113 244	113 354
MEXICO.....	-	-	-	-	4 470	5 341	5 375	5 375
DOM REP.....	70 800	42 652	42 652	46 944	266 640	154 396	154 396	169 640
ECUADOR.....	77 088	67 164	67 164	73 216	420 168	336 110	336 110	366 093
FRANCE.....	43 713	57 402	57 402	61 531	166 583	220 416	217 924	233 525
W GERM.....	1 440	4 939	4 939	5 260	17 387	46 130	46 130	49 015
SWITZLD.....	-	-	-	-	12 168	33 539	33 466	35 060
ITALY.....	3 150	3 600	3 600	3 847	40 530	44 860	41 360	45 907
BNGLDSDH.....	-	-	-	-	10 252	7 277	7 277	7 819
THAILND.....	-	-	-	-	32 400	8 245	8 245	9 606
INDNSIA.....	-	-	-	-	38 250	18 900	18 900	23 261
CHINA M.....	4 409	11 753	11 753	13 734	4 769	12 099	12 099	14 114
KOR REP.....	1 157 968	805 626	775 024	892 281	6 196 931	4 052 178	3 996 389	4 502 393
HG KONG.....	63 563	39 991	39 991	45 261	118 621	73 545	73 545	83 363
CHINA T.....	3 574 822	2 888 275	2 714 185	2 953 046	14 609 981	11 454 354	10 707 628	11 686 719
JAPAN.....	333 905	208 981	208 455	235 100	1 240 710	803 734	800 865	902 216
OTH CTY.....	785	1 668	1 668	1 785	6 723	7 988	7 988	8 864
TOTAL.....	5 364 939	4 160 166	3 958 577	4 363 749	23 304 768	17 382 778	16 580 941	18 256 524
0555065	GREEN OLIVES IN BRINE, NOT PITTED OR STUFFED, WHETHER OR NOT PACKED IN AIRTIGHT CONTAINER							(GAL)
SPAIN.....	113 061	277 851	277 481	327 521	652 506	1 419 669	1 417 850	1 684 894
PORTUGL.....	-	-	-	-	5 398	10 708	10 708	11 864
ITALY.....	-	-	-	-	4 286	11 089	11 089	14 126
GREECE.....	19 673	58 023	58 002	68 063	91 233	245 782	244 961	289 802
ISRAEL.....	-	-	-	-	4 646	14 919	14 919	18 340
OTH CTY.....	-	-	-	-	268	1 649	1 649	1 711
TOTAL.....	132 734	335 874	335 483	395 584	758 337	1 703 816	1 701 176	2 020 737
0555067	OLIVES IN BRINE, PITTED OR STUFFED							(GAL)
MEXICO.....	4 150	37 049	37 049	37 049	15 000	130 841	130 841	130 841
ARGENT.....	-	-	-	-	6 037	10 038	10 040	13 751
SPAIN.....	887 883	3 797 008	3 771 786	4 263 367	4 347 903	19 421 727	19 372 188	21 922 760
PORTUGL.....	3 492	12 960	12 960	14 905	35 948	35 696	35 654	40 348
ITALY.....	-	-	-	-	534	6 100	6 100	6 606
MOROC.....	-	-	-	-	49 925	175 424	173 424	206 733
OTH CTY.....	-	-	-	-	100	252	252	293
TOTAL.....	895 525	3 847 017	3 821 795	4 315 321	4 455 447	19 780 078	19 728 499	22 321 532
0555080	VEGETABLES, OTHERWISE PREPARED OR PRESERVED, NES							(LB)
CANADA.....	401 079	79 981	80 115	80 115	5 855 294	1 254 715	1 265 389	1 268 453
MEXICO.....	1 809 713	504 119	511 347	511 347	12 697 026	3 624 842	3 666 133	3 666 105
C RICA.....	23 950	21 743	21 775	24 487	33 038	25 398	25 430	28 780
JAMAICA.....	14 250	4 446	4 446	5 108	46 689	15 282	15 282	17 228
DOM REP.....	705 566	206 319	205 855	231 204	6 102 886	1 743 567	1 741 614	1 930 766
VENEZ.....	124 409	56 197	56 197	61 798	389 691	171 649	171 649	188 217
CHILE.....	-	-	-	-	29 762	19 305	19 305	21 163
BRAZIL.....	71 956	49 291	49 103	54 350	955 365	541 188	533 100	598 795
ARGENT.....	-	-	-	-	45 000	10 926	10 926	13 349
SWEDEN.....	2 700	1 367	1 367	1 500	53 270	13 475	13 475	16 077
U KING.....	840	782	782	909	174 537	69 215	69 227	81 822
NETHLDs.....	75 704	14 282	13 391	16 209	1 088 002	155 562	159 315	202 318
BELGIUM.....	613 538	144 846	146 846	178 104	4 874 598	1 052 622	1 042 476	1 280 084
FRANCE.....	10 936	11 363	11 363	12 305	74 654	64 907	64 583	71 449
W GERM.....	50 927	18 693	18 693	20 693	415 275	144 137	144 038	163 306
HUNGARY.....	-	-	-	-	54 023	6 915	6 915	9 329
POLAND.....	249 925	36 885	36 885	54 418	309 659	45 472	46 472	65 695
SPAIN.....	864 760	348 055	341 230	397 072	4 113 628	1 526 632	1 516 135	1 759 281
PORTUGL.....	-	-	-	-	59 377	11 028	11 027	14 346
ITALY.....	182 839	67 064	66 633	82 004	613 282	262 197	260 978	311 429
YUGOSLV.....	-	-	-	-	1 672 471	248 295	247 399	319 109
GREECE.....	1 025 606	260 837	260 615	333 046	3 292 240	826 270	817 365	1 049 930
TURKEY.....	-	-	-	-	123 004	34 402	34 402	41 074
ISRAEL.....	6 000	1 682	1 682	1 857	177 274	43 533	43 533	56 819
INDIA.....	10 937	6 078	5 919	7 267	85 801	44 213	43 754	56 475
THAILND.....	19 063	3 208	3 208	3 860	60 119	14 925	14 925	17 905
PHIL R.....	4 734	2 876	2 876	3 447	32 126	17 535	17 535	21 273
CHINA M.....	57 036	20 953	21 783	26 388	873 739	231 928	233 004	277 760
KOR REP.....	4 311	5 054	5 054	5 710	55 188	26 200	26 200	31 803
HG KONG.....	102 720	68 006	68 258	75 482	560 290	394 746	396 128	438 652
CHINA T.....	2 805 621	905 702	903 230	1 041 463	12 772 514	3 687 901	3 679 670	4 306 870
JAPAN.....	224 803	117 460	117 626	135 032	1 065 368	582 522	584 692	665 890
ALGERIA.....	-	-	-	-	37 705	6 287	6 287	7 847
EGYPT.....	28 877	5 561	5 661	6 886	34 421	6 527	6 627	7 953
KENYA.....	-	-	-	-	268 965	68 024	68 024	92 547
MALAWI.....	1 920	737	737	890	105 369	26 002	26 002	32 571

Table 2. Schedule A Commodity by Country of Origin,
Customs Value, F.a.s. and C.i.f.—Continued

(For information on coverage, definitions of Customs, f.a.s., and c.i.f. values, see Explanation of Statistics. Shipments valued less than \$251 are shown only under Schedule A commodity number 990.0000 and excluded from all other commodities. OTH CTY represents total for countries averaging under \$1,000 per month based on Customs Value)

Country of origin	Schedule A commodity number, description and unit of quantity							
	Current month				Cumulative, January to date			
	Net quantity	Value (dollars)			Net quantity	Value (dollars)		
Customs		F.a.s.	C.i.f.	Customs		F.a.s.	C.i.f.	
OTH CTY.....	6 072	3 280	3 280	3 952	181 325	17 145	16 262	19 362
TOTAL.....	9 500 792	2 966 867	2 965 957	3 376 903	59 382 975	17 035 939	17 045 278	19 151 832
0613010	SUGAR, CANE OR BEET, OVER 99 DEGREES BY POLARISCOPIC TEST							(LB)
CANADA.....	3 102 295	949 304	940 289	940 352	12 289 988	4 099 864	4 121 618	4 121 736
MEXICO.....	211 624	34 389	34 414	34 414	5 952 933	1 584 183	1 586 216	1 588 976
PANAMA.....	200 000	55 500	55 500	60 278	620 000	236 617	236 617	251 731
JAMAICA.....	-	-	-	-	145 308	54 096	51 156	57 842
N ANTIL.....	198 452	59 400	59 400	62 178	1 749 543	540 507	540 507	591 184
COLOMB.....	1 114 357	332 159	332 159	375 049	9 734 620	3 143 715	3 147 315	3 364 420
VENEZ.....	-	-	-	-	386 507	131 835	131 835	146 490
BRAZIL.....	545 363	119 990	119 990	142 982	545 363	119 990	119 990	142 982
OTH CTY.....	16 023	3 112	3 112	3 631	62 331	16 716	16 716	20 408
TOTAL.....	5 388 114	1 553 854	1 544 864	1 618 884	31 486 593	9 927 523	9 951 970	10 285 769
0613020	SUGAR, CANE OR BEET, OVER 98 DEGREES, NOT OVER 99 DEGREES BY POLARISCOPIC TEST							(LB)
CANADA.....	-	-	-	-	224 370	107 126	107 798	107 798
NICARAG.....	-	-	-	-	19 677 869	4 910 217	4 842 017	5 113 639
PANAMA.....	-	-	-	-	17 481 502	6 150 997	6 268 116	6 518 696
DOM REP.....	14 286 792	4 395 045	4 384 247	4 497 769	43 818 635	16 408 700	16 382 175	16 736 964
BARBADO.....	11 777 032	6 937 378	6 929 578	7 018 306	11 777 032	6 937 378	6 929 578	7 018 306
COLOMB.....	-	-	-	-	14 491 500	4 205 369	4 205 369	4 301 700
PERU.....	-	-	-	-	17 289 010	4 517 780	4 511 972	4 689 344
REP SAF.....	-	-	-	-	17 857 980	9 888 856	9 888 856	10 140 811
MALAWI.....	-	-	-	-	11 199 469	4 963 126	4 963 126	5 216 164
TOTAL.....	26 063 824	11 332 423	11 313 825	11 516 075	153 817 367	58 089 549	58 099 007	59 843 422
0613030	SUGAR, CANE OR BEET, OVER 97 DEGREES, NOT OVER 98 DEGREES BY POLARISCOPIC TEST							(LB)
CANADA.....	-	-	-	-	94 675	32 747	33 348	33 348
MEXICO.....	38 075 867	10 608 657	10 583 457	10 831 984	54 539 732	14 724 623	14 699 423	15 022 894
BELIZE.....	11 760 000	3 958 332	3 958 332	4 023 142	51 429 532	14 812 723	14 811 341	15 139 473
SALVADR.....	51 440 047	12 340 397	12 004 823	12 588 042	96 922 046	26 437 998	26 102 424	27 064 123
NICARAG.....	-	-	-	-	43 938 344	8 884 250	8 872 490	9 271 359
C RICA.....	22 232 420	12 001 000	11 962 300	12 190 678	33 774 170	15 335 839	15 297 139	15 600 739
PANAMA.....	35 613 614	9 449 523	9 495 970	9 991 720	87 731 030	24 832 918	25 016 148	26 187 050
JAMAICA.....	-	-	-	-	68 772 162	18 802 462	18 560 695	19 051 921
HAITI.....	5 600 000	1 156 400	1 156 400	1 189 222	13 006 868	3 192 339	3 193 932	3 282 047
DOM REP.....	99 080 708	32 658 318	32 596 726	33 301 454	416 413 716	146 108 318	145 746 705	148 605 492
BARBADO.....	9 537 254	2 432 000	2 438 302	2 481 359	9 537 254	2 432 000	2 438 302	2 481 359
N ANTIL.....	-	-	-	-	42 450	16 200	16 200	18 224
COLOMB.....	-	-	-	-	28 560 040	8 747 143	8 724 843	9 028 817
GUYANA.....	-	-	-	-	29 309 544	9 856 123	9 850 223	10 059 249
ECUADOR.....	-	-	-	-	2 699 939	1 104 688	1 104 688	1 156 786
PERU.....	-	-	-	-	29 200 659	8 914 042	8 902 149	9 252 926
BRAZIL.....	-	-	-	-	47 275 398	17 179 423	17 147 683	17 774 597
ARGENT.....	-	-	-	-	23 617 685	8 145 692	8 145 692	8 674 670
PHIL R.....	3 078 800	1 185 338	1 185 338	1 222 240	263 927 403	98 991 369	99 299 725	103 596 906
CHINA T.....	43 833 798	17 303 391	17 273 597	17 777 627	145 233 404	63 019 260	62 910 965	64 762 897
AUSTRAL.....	-	-	-	-	58 713 780	16 372 602	16 372 602	17 215 602
OPAC IS.....	-	-	-	-	33 823 933	16 983 314	16 954 964	17 497 288
TOTAL.....	320 252 508	103 093 356	102 655 245	105 597 468	1 538 563 764	524 926 073	524 201 681	540 777 767
0613040	SUGAR, CANE OR BEET, OVER 96 DEGREES, NOT OVER 97 DEGREES BY POLARISCOPIC TEST							(LB)
CANADA.....	22 000	5 901	5 901	5 901	158 500	53 300	54 106	54 106
MEXICO.....	6 588 140	2 639 241	2 639 241	2 662 034	6 588 140	2 639 241	2 639 241	2 662 034
GUATMAL.....	14 252 340	3 830 316	3 830 316	3 928 666	26 811 762	8 348 273	8 353 901	8 517 714
BELIZE.....	-	-	-	-	6 708 468	4 226 335	4 226 335	4 330 245
SALVADR.....	-	-	-	-	15 580 918	4 911 824	4 917 618	5 085 253
JAMAICA.....	-	-	-	-	31 765 096	9 461 663	9 467 497	9 613 398
DOM REP.....	27 821 676	9 113 338	9 111 087	9 254 936	76 729 280	23 639 732	23 637 481	24 015 316
GUYANA.....	5 595 500	1 510 785	1 516 413	1 551 455	23 553 320	6 331 438	6 337 066	6 497 373
PERU.....	-	-	-	-	42 792 010	14 326 096	14 296 096	14 779 724
BRAZIL.....	-	-	-	-	25 398 660	9 449 066	9 449 066	9 679 486
THAILND.....	-	-	-	-	23 776 276	9 153 866	9 096 366	9 588 866
PHIL R.....	-	-	-	-	79 520 000	26 656 198	26 549 698	27 942 671
CHINA T.....	36 375 900	9 165 873	9 133 395	9 539 580	81 570 200	25 615 177	25 542 347	26 476 144
OTH CTY.....	-	-	-	-	3 500	1 225	1 225	1 349
TOTAL.....	90 655 556	26 265 454	26 236 353	26 942 572	440 956 130	144 813 434	144 568 043	149 243 679
0613050	SUGAR, CANE OR BEET, OVER 95 DEGREES, NOT OVER 96 DEGREES BY POLARISCOPIC TEST							(LB)
CANADA.....	20 000	6 026	6 026	6 026	91 000	29 616	29 872	29 872
PANAMA.....	8 201 420	3 175 450	3 175 450	3 258 145	8 314 698	3 203 823	3 203 823	3 288 047
DOM REP.....	-	-	-	-	9 818 550	5 925 495	5 918 195	5 991 412
PERU.....	-	-	-	-	3 791 926	1 053 321	1 049 454	1 100 941
BRAZIL.....	649 806	141 300	141 300	163 042	24 687 883	9 126 724	9 126 724	9 394 248
TOTAL.....	8 871 226	3 322 776	3 322 776	3 427 213	46 704 057	19 338 979	19 328 068	19 804 520
0613060	SUGAR, CANE OR BEET, NOT OVER 95 DEGREES BY POLARISCOPIC TEST							(LB)
CANADA.....	637 705	94 676	96 807	96 807	776 513	123 108	125 658	125 658
JAMAICA.....	80 000	24 971	24 971	26 669	124 800	36 265	36 265	39 487
DOM REP.....	-	-	-	-	1 279 280	370 991	370 991	377 874
N ANTIL.....	-	-	-	-	766 880	352 764	352 764	366 952
COLOMB.....	-	-	-	-	1 353 922	599 384	599 384	662 502
BRAZIL.....	-	-	-	-	541 505	130 250	130 250	153 306
OTH CTY.....	1 102	307	307	432	3 107	1 064	1 062	1 420
TOTAL.....	718 807	119 954	122 085	123 908	4 846 007	1 613 826	1 616 374	1 927 199

Table 2. Schedule A Commodity by Country of Origin, Customs Value, F.a.s. and C.i.f.—Continued

(For information on coverage, definitions of Customs, f.a.s., and c.i.f. values, see Explanation of Statistics. Shipments valued less than \$251 are shown only under Schedule A commodity number 990.0000 and excluded from all other commodities. OTH CTY represents total for countries averaging under \$1,000 per month based on Customs Value)

Country of origin	Schedule A commodity number, description and unit of quantity							
	Current month				Cumulative, January to date			
	Net quantity	Value (dollars)			Net quantity	Value (dollars)		
		Customs	F.a.s.	C.i.f.		Customs	F.a.s.	C.i.f.
0615020	SUGARS, SIRUPS, ETC, CONTAINING NON-SUGAR SOLIDS OVER 6%, NOT DRY OR CRYSTALLINE							(GAL)
CANADA.....	3 519	9 977	9 977	9 977	32 374	87 111	88 161	88 161
BARBADO.....	13 711	47 058	47 058	47 058	111 668	330 956	330 956	330 956
TRINID.....	3 602	7 600	7 600	7 600	3 602	7 600	7 600	7 600
F W IND.....	540	1 390	1 390	1 390	4 525	8 813	8 813	8 813
REP SAF.....	-	-	-	-	844 736	646 919	646 919	641 154
OTH CTY.....	-	-	-	-	715	1 327	1 327	1 327
TOTAL.....	21 372	66 025	66 025	66 025	997 620	1 082 726	1 083 776	1 278 197
0615040	MOLASSES, INEDIBLE							(GAL)
CANADA.....	12 355	4 864	4 864	4 864	55 709	27 209	27 209	27 209
MEXICO.....	10 612 818	2 272 600	2 319 077	2 471 174	38 159 617	11 384 862	11 498 741	12 660 131
GUATMAL.....	3 561 504	1 079 511	1 079 511	1 208 224	17 490 635	5 814 051	5 814 051	6 491 159
RELIZE.....	-	-	-	-	563 733	137 410	137 410	158 990
SALVADR.....	1 082 447	313 986	313 986	362 463	4 033 034	1 257 009	1 257 009	1 406 665
HONDURA.....	-	-	-	-	1 555 239	488 813	488 813	560 348
NICARAG.....	681 044	194 082	194 082	222 469	4 819 654	1 309 392	1 309 392	1 538 880
PANAMA.....	1 375 469	440 150	440 150	495 180	1 375 469	440 150	440 150	495 180
HAITI.....	-	-	-	-	1 000 000	280 000	280 000	327 353
DOM REP.....	1 733 251	572 869	572 869	646 325	8 132 285	2 825 943	2 825 943	3 151 237
BARBADO.....	7 202	4 317	4 317	4 317	30 932	16 159	16 159	16 159
TRINID.....	4 129	1 920	1 920	1 920	3 814 528	1 473 129	1 473 129	1 696 406
COLOMB.....	-	-	-	-	6 084 336	2 098 910	2 098 910	2 404 142
GUYANA.....	1 205 499	468 982	468 982	524 816	2 347 161	925 756	925 756	1 045 442
ECUADOR.....	-	-	-	-	1 237 868	337 907	337 907	393 057
PERU.....	-	-	-	-	1 472 382	505 131	505 131	578 779
BRAZIL.....	6 617 209	2 112 589	2 112 589	2 390 907	24 536 933	9 055 023	9 055 023	10 374 523
FRANCE.....	-	-	-	-	6 777 919	3 258 606	3 258 606	3 545 749
PAKISTN.....	-	-	-	-	7 153 589	2 296 645	2 296 645	2 831 855
MALAYSIA.....	1 075 320	315 606	315 606	399 242	1 075 320	315 606	315 606	399 242
INDNSIA.....	3 242 160	1 046 677	1 046 677	1 305 339	3 242 160	1 046 677	1 046 677	1 305 339
PHIL R.....	-	-	-	-	4 604 167	785 000	785 000	1 035 078
AUSTRAL.....	1 434 160	311 205	311 205	464 405	3 862 519	990 622	990 622	1 315 522
MOZAMBO.....	-	-	-	-	3 820 146	1 076 049	1 076 049	1 376 728
OTH CTY.....	-	-	-	-	6 002	3 334	3 334	3 334
TOTAL.....	32 644 567	9 139 358	9 185 835	10 501 645	147 251 337	48 149 593	48 263 472	55 138 489
0616000	HONEY							(LB)
CANADA.....	1 107 618	450 956	454 246	454 246	3 232 297	1 347 976	1 360 715	1 362 024
MEXICO.....	1 679 090	571 080	571 870	584 350	6 792 031	2 336 385	2 323 445	2 391 319
GUATMAL.....	38 507	12 320	12 320	12 320	124 114	39 802	39 802	44 600
SALVADR.....	13 143	3 286	3 286	3 930	42 854	10 714	10 802	12 761
HONDURA.....	97 746	24 317	24 317	26 417	133 386	35 470	35 470	38 681
C RICA.....	19 800	7 524	7 524	8 150	19 800	7 524	7 524	8 150
DOM REP.....	80 950	23 094	23 094	25 376	191 845	56 977	56 977	61 930
COLOMB.....	124 935	41 280	41 280	45 058	124 935	41 280	41 280	45 058
CHILE.....	-	-	-	-	110 231	39 012	39 012	42 900
BRAZIL.....	542 802	138 872	138 872	156 490	1 130 506	310 869	310 869	347 642
URUGUAY.....	-	-	-	-	38 133	11 973	11 973	13 593
ARGENT.....	896 382	323 380	323 380	361 154	5 832 806	2 171 469	2 171 569	2 411 455
W GERM.....	1 560	2 317	2 317	2 479	3 848	6 017	6 017	6 529
POLAND.....	12 000	13 085	13 085	14 997	36 000	38 626	38 626	44 695
SPAIN.....	-	-	-	-	117 656	46 633	46 633	53 483
GREECE.....	-	-	-	-	14 400	17 160	17 160	19 085
ISRAEL.....	-	-	-	-	17 931	16 746	17 101	19 285
CHINA M.....	94 665	30 918	30 918	33 063	342 229	117 503	117 534	124 893
HG KONG.....	-	-	-	-	24 239	7 428	7 428	7 817
AUSTRAL.....	300 886	100 310	97 907	112 598	3 953 822	1 309 666	1 307 426	1 503 069
N ZEAL.....	1 947	1 859	1 859	2 115	13 567	8 115	8 115	9 204
OTH CTY.....	-	-	-	-	13 159	13 150	13 189	16 613
TOTAL.....	5 012 031	1 744 598	1 746 275	1 844 218	22 309 789	7 990 695	7 988 687	8 584 726
0619020	MAPLE SUGAR							(LB)
CANADA.....	16 520	21 708	22 109	22 109	307 579	266 543	269 303	269 303
TOTAL.....	16 520	21 708	22 109	22 109	307 579	266 543	269 303	269 303
0619040	MAPLE SIRUP							(LB)
CANADA.....	1 195 590	594 558	601 024	601 024	3 441 090	2 049 808	2 061 791	2 061 791
TOTAL.....	1 195 590	594 558	601 024	601 024	3 441 090	2 049 808	2 061 791	2 061 791
0619060	SUGARS AND SIRUPS, NES, EXCEPT MAPLE							(LB)
CANADA.....	1 920 379	511 303	522 242	522 242	7 147 656	2 029 186	2 063 385	2 063 385
MEXICO.....	-	-	-	-	126 412	12 160	12 160	15 918
U KING.....	21 164	12 531	12 531	13 769	600 082	191 080	191 300	209 796
NETHLDs.....	224 318	69 542	69 542	78 686	1 993 258	566 439	566 439	642 371
BELGIUM.....	-	-	-	-	200 000	36 477	36 477	45 082
W GERM.....	165 345	49 477	49 477	57 971	3 635 413	1 032 650	1 032 650	1 181 475
SPAIN.....	91 333	24 511	24 511	28 811	763 734	164 442	164 467	206 941
ITALY.....	123 458	27 031	27 031	32 681	265 457	57 867	57 867	66 487
JAPAN.....	-	-	-	-	628 311	121 079	121 079	155 325
AUSTRAL.....	-	-	-	-	66 000	12 052	12 052	16 016
OTH CTY.....	10 843	2 711	2 711	3 256	16 363	4 967	4 967	5 956
TOTAL.....	2 556 840	697 106	708 045	737 416	15 442 686	4 228 399	4 262 843	4 608 752

Table 2. **Schedule A Commodity by Country of Origin, Customs Value, F.a.s. and C.i.f.—Continued**

(For information on coverage, definitions of Customs, f.a.s., and c.i.f. values, see Explanation of Statistics. Shipments valued less than \$251 are shown only under Schedule A commodity number 990.0000 and excluded from all other commodities. OTH CTY represents total for countries averaging under \$1,000 per month based on Customs Value)

Country of origin	Schedule A commodity number, description and unit of quantity							
	Current month			Cumulative, January to date				
	Net quantity	Value (dollars)			Net quantity	Value (dollars)		
Customs		F.a.s.	C.i.f.	Customs		F.a.s.	C.i.f.	
0620120	CANDY AND OTHER CONFECTIONERY, NES, NOT CONTAINING COCOA AND CHOCOLATE						(LB)	
CANADA.....	227 438	113 422	119 207	114 422	951 175	535 128	517 562	518 180
MEXICO.....	111 712	48 583	48 583	48 583	606 110	201 436	203 893	203 893
GUATMAL.....	14 181	4 737	4 737	5 591	54 461	18 800	18 800	20 604
C RICA.....	220	1 470	1 470	1 947	40 167	14 818	14 818	17 531
DOM REP.....	6 906	2 833	2 833	3 070	80 099	31 427	31 427	34 176
COLOMB.....	753 708	260 179	251 744	292 743	3 267 436	1 051 411	1 044 060	1 210 873
BRAZIL.....	495 446	134 554	134 554	158 700	2 219 315	666 005	666 005	776 136
ARGENT.....	296 189	146 021	146 021	165 161	1 611 634	706 798	705 053	794 580
SWEDEN.....	471 565	249 437	250 747	272 158	1 896 720	1 017 801	1 015 318	1 099 970
FINLAND.....	170 739	190 868	146 133	158 361	328 445	336 494	270 042	292 139
DENMARK.....	334 868	220 054	220 054	238 437	1 196 827	763 618	767 351	829 539
U KING.....	4 267 708	2 765 092	2 755 774	2 956 196	19 035 314	11 452 682	11 420 401	12 399 229
IRELAND.....	-	-	-	-	22 788	8 518	8 518	9 619
NETHLDs.....	284 232	218 180	213 591	227 845	1 360 794	961 632	921 402	988 247
BELGIUM.....	4 088	7 867	7 867	7 879	195 199	119 323	119 323	127 778
FRANCE.....	28 031	35 802	35 847	38 327	265 786	454 158	445 338	480 058
W GERM.....	121 852	111 407	111 407	119 776	331 509	309 315	309 315	332 798
AUSTRIA.....	44 257	58 613	59 047	61 475	214 759	182 793	184 646	194 850
CZECHO.....	-	-	-	-	254 478	60 484	58 201	71 600
SWITZLD.....	19 488	18 776	18 218	20 938	74 769	71 420	69 902	80 456
POLAND.....	219 524	94 817	93 537	108 661	844 552	369 670	365 807	429 381
USSR.....	-	-	-	-	8 777	5 111	5 111	5 857
SPAIN.....	51 839	37 223	37 223	40 289	498 895	301 458	301 072	333 402
PORTUGL.....	-	-	-	-	10 928	6 259	6 257	7 348
ITALY.....	519 794	1 027 757	1 027 969	1 085 694	3 191 306	6 182 462	6 163 890	6 518 427
YUGOSLV.....	-	-	-	-	157 443	155 136	156 769	162 973
GREECE.....	12 451	7 342	7 342	8 186	61 614	37 572	37 572	41 679
LEBANON.....	1 274	1 257	1 257	1 415	7 858	6 725	6 725	7 623
ISRAEL.....	30 220	27 693	27 693	29 600	346 412	184 702	184 702	210 394
CHINA M.....	2 740	1 718	1 756	1 961	30 655	18 999	19 054	21 333
HG KONG.....	93 674	68 345	68 709	76 222	520 361	372 195	372 756	419 309
CHINA T.....	41 117	28 610	27 791	31 834	213 560	153 360	150 842	171 253
JAPAN.....	30 272	37 010	37 114	41 111	108 298	133 075	133 284	149 346
AUSTRAL.....	-	-	-	-	6 400	5 358	5 358	5 867
OTH CTY.....	7 425	3 919	3 919	4 319	31 829	16 513	16 513	18 547
TOTAL.....	8 662 958	5 923 586	5 862 144	6 320 901	40 046 673	26 912 656	26 717 087	28 984 995
0620140	CHEWING GUM						(LB)	
CANADA.....	179 002	115 042	115 633	116 719	954 984	602 114	607 723	609 343
GUATMAL.....	29 000	21 573	21 573	22 500	125 378	89 092	89 092	92 995
COLOMB.....	29 579	13 421	13 421	14 721	31 751	14 425	14 425	15 842
VENEZ.....	-	-	-	-	14 147	10 920	10 920	12 320
BRAZIL.....	221 575	56 076	56 076	65 748	1 065 993	289 176	289 176	338 448
ARGENT.....	-	-	-	-	22 580	11 074	11 074	12 818
FINLAND.....	-	-	-	-	30 029	43 209	43 017	45 261
DENMARK.....	-	-	-	-	45 509	38 568	38 568	41 621
U KING.....	-	-	-	-	156 764	81 467	81 467	90 776
IRELAND.....	44 815	26 339	26 339	29 234	505 158	259 417	259 417	284 909
BELGIUM.....	-	-	-	-	33 069	31 710	31 710	32 915
W GERM.....	11 129	11 860	11 860	12 599	15 307	16 531	16 531	17 671
SPAIN.....	18 248	35 608	35 608	38 516	104 637	80 574	80 524	89 370
ISRAEL.....	3 278	2 898	2 898	3 108	16 840	13 087	13 087	14 768
JAPAN.....	308	600	600	694	2 915	5 007	5 074	5 587
OTH CTY.....	10 955	7 519	7 519	8 385	35 978	17 343	17 343	20 983
TOTAL.....	547 889	290 936	291 527	312 224	3 161 039	1 603 714	1 609 148	1 725 627
0620200	SUGAR, SIRUPS & MOLASSES, BLENDED, WHETHER OR NOT FLAVORED						(LB)	
MEXICO.....	-	-	-	-	2 151 471	399 022	402 694	402 694
SALVADR.....	112 824	60 826	13 878	17 019	338 472	91 432	44 484	55 107
HONDURA.....	-	-	-	-	734 781	102 282	102 282	117 525
C RICA.....	-	-	-	-	219 560	21 693	21 693	28 061
JAMAICA.....	161 940	29 068	29 908	36 034	1 917 294	498 555	499 350	549 636
TRINID.....	-	-	-	-	17 475	5 760	5 760	6 741
BRAZIL.....	600 165	79 060	82 337	102 145	9 294 259	1 082 320	1 085 697	1 490 673
W GERM.....	1 785	2 314	2 314	2 476	19 567	27 143	27 143	29 131
AUSTRIA.....	86 509	29 311	29 935	32 050	168 453	63 102	64 909	69 444
YUGOSLV.....	22 090	8 252	948	9 200	22 090	8 252	948	9 200
PHIL R.....	-	-	-	-	80 000	14 880	14 880	17 371
CHINA M.....	28 420	4 351	4 351	5 168	59 172	12 905	12 905	15 425
HG KONG.....	30 345	12 226	12 223	13 651	203 441	65 536	65 469	74 269
AUSTRAL.....	-	-	-	-	2 629 778	570 954	570 954	670 030
REP SAF.....	-	-	-	-	68 900	14 828	14 828	18 853
OTH CTY.....	11 425	6 367	6 367	7 461	68 707	32 475	32 543	39 848
TOTAL.....	1 055 503	231 775	182 261	225 204	17 993 420	3 011 139	2 966 539	3 594 008
0711020	COFFEE, CRUDE						(LB)	
CANADA.....	-	-	-	-	23 792	19 763	19 933	19 933
MEXICO.....	13 825 371	6 471 419	6 471 419	6 499 533	71 958 292	37 200 761	37 206 712	37 362 983
GUATMAL.....	9 834 949	4 367 830	4 376 840	4 671 200	54 323 257	27 316 373	27 325 384	28 865 286
SALVADR.....	17 515 325	7 801 648	7 800 647	8 473 918	72 339 123	35 198 507	35 197 503	37 969 052
HONDURA.....	8 356 028	3 606 329	3 606 329	3 827 323	35 150 147	16 403 133	16 403 124	17 328 152
NICARAG.....	415 832	190 462	190 462	205 329	3 158 485	1 502 550	1 502 550	1 623 914
C RICA.....	1 271 518	606 500	606 500	655 657	9 113 057	4 776 719	4 776 719	5 064 535
PANAMA.....	-	-	-	-	557 444	290 916	290 916	305 939
JAMAICA.....	-	-	-	-	2 100	6 327	6 327	6 433

Table 2. Schedule A Commodity by Country of Origin,
Customs Value, F.a.s. and C.i.f.—Continued

(For information on coverage, definitions of Customs, f.a.s., and c.i.f. values, see Explanation of Statistics. Shipments valued less than \$251 are shown only under Schedule A commodity number 990.0000 and excluded from all other commodities. OTH CTY represents total for countries averaging under \$1,000 per month based on Customs Value)

Country of origin	Schedule A commodity number, description and unit of quantity							
	Current month				Cumulative, January to date			
	Net quantity	Value (dollars)			Net quantity	Value (dollars)		
		Customs	F.a.s.	C.i.f.		Customs	F.a.s.	C.i.f.
HAITI.....	308 502	122 458	122 458	133 179	4 596 939	2 131 738	2 131 738	2 276 547
DOM REP.....	553 733	233 147	233 147	251 143	13 602 493	7 052 419	7 052 519	7 430 428
TRINID.....	780 500	294 680	294 680	324 479	1 286 810	499 454	499 454	549 796
N ANTIL.....	-	-	-	-	46 238	20 807	20 807	21 432
COLOMB.....	44 356 376	28 833 113	28 833 113	30 272 076	180 179 807	121 762 013	121 575 502	127 569 388
VENEZ.....	-	-	-	-	5 025 383	2 702 691	2 702 693	2 819 047
GUYANA.....	100 000	47 000	47 000	49 405	147 110	94 110	94 110	101 075
SURINAM.....	132 000	85 894	85 894	91 537	132 000	85 894	85 894	91 537
ECUADOR.....	2 360 189	915 922	915 922	996 755	20 082 744	9 182 555	9 178 940	9 856 946
PERU.....	5 751 169	2 486 804	2 486 804	2 681 847	30 811 350	15 436 096	15 444 321	16 553 724
BOLIVIA.....	152 117	62 250	62 250	66 651	205 027	87 647	87 647	93 675
BRASIL.....	32 318 868	20 891 371	20 889 490	22 248 740	193 603 712	123 922 164	123 920 316	132 031 422
PARAGUA.....	-	-	-	-	337 304	124 348	124 348	138 990
NETHLS.....	167 548	145 667	145 667	154 723	167 548	145 667	145 667	154 723
FRANCE.....	43 210	36 992	36 992	39 947	1 198 548	989 333	989 349	1 061 090
W GERM.....	13 228	10 270	10 270	10 872	196 924	167 016	167 016	177 139
SWITZLD.....	262 591	187 607	187 607	201 428	603 761	496 397	496 397	529 358
PORTUGL.....	-	-	-	-	242 594	119 568	119 568	134 573
YEMEN S.....	-	-	-	-	32 606	30 245	30 245	33 482
YEMEN A.....	-	-	-	-	55 115	42 762	42 762	45 990
INDIA.....	335 102	158 954	158 954	173 920	7 847 844	3 589 504	3 589 504	3 940 842
S VETNM.....	-	-	-	-	221 344	124 829	124 829	134 591
MALAYSA.....	-	-	-	-	66 138	37 755	37 755	42 382
SINGAPR.....	1 660 482	553 594	553 594	618 200	1 660 482	553 594	553 594	618 200
INDNSIA.....	3 377 541	1 293 509	1 293 509	1 463 424	24 865 679	9 894 515	9 898 728	11 199 534
SO ASIA.....	-	-	-	-	1 736 450	806 604	806 604	926 965
NEW GUI.....	216 936	104 449	104 449	113 110	2 413 132	1 260 187	1 260 187	1 353 535
CAMROON.....	1 444 176	616 879	610 879	678 555	8 687 331	4 016 778	4 012 778	4 405 263
SIER LN.....	-	-	-	-	5 381 120	2 543 089	2 552 430	2 800 695
IVY CST.....	1 670 418	790 648	790 648	850 947	42 193 597	20 704 203	20 709 203	22 481 650
GHANA.....	-	-	-	-	448 008	186 704	186 704	204 844
ANGOLA.....	1 776 222	833 409	833 909	932 925	72 283 006	37 161 100	37 168 403	40 911 787
O PW AF.....	-	-	-	-	165 477	81 912	81 912	91 440
LIBERIA.....	900 480	394 872	394 872	417 086	2 251 200	975 828	975 828	1 050 064
ZAIRE.....	67 192	31 748	31 748	34 627	12 938 613	6 397 852	6 397 846	6 951 979
BURUNDI.....	462 066	227 734	227 734	252 311	13 144 016	6 215 477	6 215 487	6 877 784
RWANDA.....	3 302 396	1 389 285	1 389 285	1 544 158	19 481 659	8 870 259	8 870 259	9 814 450
ETHIOP.....	3 699 872	1 667 397	1 667 397	1 838 217	29 533 008	14 534 145	14 498 145	15 761 029
UGANDA.....	10 026 127	4 366 994	4 366 994	4 752 941	45 220 252	20 947 378	20 947 378	23 030 575
KENYA.....	1 116 896	520 241	520 241	571 081	11 354 705	5 324 634	5 324 634	5 817 719
TZANIA.....	4 151 773	1 875 745	1 875 765	2 075 640	14 637 096	6 937 845	6 937 001	7 615 995
MALAGAS.....	7 832 287	3 441 359	3 441 369	3 863 687	23 452 650	10 706 554	10 706 564	12 058 200
TOTAL.....	180 559 020	95 664 180	95 664 838	102 036 571	1 039 162 517	569 690 719	569 494 234	608 306 114
0711040	COFFEE, ROASTED OR GROUND					(LB)		
CANADA.....	49 413	55 732	55 889	55 889	213 523	239 351	239 240	239 240
MEXICO.....	644 665	542 888	542 888	542 888	3 296 079	2 726 033	2 726 033	2 726 101
GUATMAL.....	75 000	28 125	28 125	29 543	96 710	59 605	59 605	63 071
C RICA.....	-	-	-	-	713 160	400 769	400 769	430 575
DOM REP.....	1 009 350	604 277	589 123	604 345	2 769 350	1 827 858	1 786 753	1 827 926
COLOMB.....	386 091	169 422	169 422	184 158	1 333 122	660 035	660 035	709 094
ECUADOR.....	-	-	-	-	60 000	33 900	33 900	37 572
BRASIL.....	1 788 108	1 053 903	1 053 903	1 130 633	2 523 505	1 530 001	1 530 001	1 637 281
ITALY.....	8 805	12 816	12 816	13 687	23 176	29 356	29 356	32 519
GREECE.....	27 820	37 658	37 658	40 317	89 801	129 174	129 233	138 872
OTH CTY.....	2 005	3 453	3 453	4 324	10 665	14 236	14 335	17 332
TOTAL.....	3 991 257	2 508 274	2 493 277	2 605 784	11 129 091	7 650 318	7 609 260	7 859 583
0711060	COFFEE SUBSTITUTES AND MIXTURES OF COFFEE WITH SUBSTITUTES					(LB)		
NETHLS.....	-	-	-	-	200 000	75 147	75 147	82 000
BELGIUM.....	714	933	933	983	5 211	5 567	5 567	6 178
FRANCE.....	2 146	7 091	7 091	7 775	2 146	7 091	7 091	7 775
W GERM.....	21 694	38 554	38 554	43 531	54 126	95 995	95 995	107 230
SWITZLD.....	4 475	19 646	19 646	20 906	29 125	61 064	61 064	66 337
OTH CTY.....	1 050	1 770	1 770	1 837	4 095	4 361	4 361	4 715
TOTAL.....	30 079	67 994	67 994	75 032	294 703	249 225	249 225	274 235
0713000	COFFEE EXTRACTS, ESSENCES, AND CONCENTRATES					(LB)		
CANADA.....	814	1 860	1 796	1 806	677 425	1 357 153	1 357 851	1 358 101
GUATMAL.....	40 000	53 540	53 540	56 043	125 165	183 302	183 302	194 021
SALVADR.....	131 850	172 650	172 650	181 672	676 763	879 009	879 009	936 326
NICARAG.....	20 160	23 789	23 789	25 571	241 920	302 501	302 501	322 563
C RICA.....	-	-	-	-	38 029	21 375	21 375	22 493
JAMAICA.....	900	4 386	4 386	4 648	3 540	12 835	12 835	13 648
COLOMB.....	-	-	-	-	77 161	57 750	57 750	60 492
ECUADOR.....	44 092	52 000	52 000	56 928	154 322	180 000	190 000	206 157
BRASIL.....	2 723 105	4 044 123	4 044 123	4 397 494	14 004 235	19 523 757	19 424 184	21 056 251
ARGENT.....	-	-	-	-	11 960	6 109	6 109	6 953
U KING.....	-	-	-	-	135 440	524 463	524 462	534 548
NETHLS.....	-	-	-	-	31 995	43 132	43 132	45 308
FRANCE.....	219 240	956 838	956 838	971 748	2 266 114	7 751 732	7 751 736	7 028 880
W GERM.....	251	1 564	1 564	1 684	145 819	276 156	276 426	286 750
SPAIN.....	174 720	641 754	641 754	656 544	1 123 200	4 138 995	4 138 995	4 236 797
OTH CTY.....	355	513	513	547	5 465	11 085	11 085	11 927
TOTAL.....	3 355 487	5 953 017	5 952 953	6 354 685	19 718 553	35 269 354	35 180 752	36 321 215

Table 2. Schedule A Commodity by Country of Origin,
Customs Value, F.a.s. and C.i.f.—Continued

(For information on coverage, definitions of Customs, f.a.s., and c.i.f. values, see Explanation of Statistics. Shipments valued less than \$251 are shown only under Schedule A commodity number 990.0000 and excluded from all other commodities. OTH CTY represents total for countries averaging under \$1,000 per month based on Customs Value)

Country of origin	Schedule A commodity number, description and unit of quantity							
	Current month				Cumulative, January to date			
	Net quantity	Value (dollars)			Net quantity	Value (dollars)		
Customs		F.a.s.	C.i.f.	Customs		F.a.s.	C.i.f.	
0721000	COCOA BEANS							(LB)
GUATMAL.....	-	-	-	-	630 000	423 225	423 225	441 123
SALVADR.....	-	-	-	-	76 059	52 481	52 481	54 971
HONDURA.....	-	-	-	-	38 029	24 375	24 375	25 408
NICARAG.....	-	-	-	-	293 250	203 273	203 273	213 346
C RICA.....	483 450	273 178	273 178	285 060	3 422 620	2 137 191	2 137 202	2 264 886
PANAMA.....	30 000	18 150	18 150	19 462	209 250	122 506	122 506	131 056
CANAL Z.....	-	-	-	-	39 750	20 869	20 869	22 421
HAITI.....	462 966	217 213	217 213	227 524	1 796 633	1 100 101	1 100 101	1 154 528
DOM REP.....	10 524 765	4 893 060	4 893 060	5 242 573	26 575 072	14 573 374	14 572 898	15 443 864
TRINID.....	1 090 000	787 500	782 500	832 345	2 443 160	1 801 780	1 796 780	1 910 246
VENEZ.....	1 719 588	1 080 629	1 028 208	1 072 939	3 444 908	2 353 873	2 301 452	2 391 716
ECUADOR.....	1 519 715	785 157	783 075	833 485	8 214 383	5 039 229	5 037 147	5 308 045
BRAZIL.....	7 627 834	4 634 905	4 627 219	4 908 232	40 814 078	29 452 219	29 410 963	30 901 373
ISRAEL.....	-	-	-	-	529 104	376 909	376 909	397 055
MALAYSA.....	179 478	121 941	121 941	134 439	437 354	323 335	323 335	352 460
INDNSIA.....	-	-	-	-	57 546	41 924	41 924	45 020
NEW GUI.....	1 323 982	912 514	912 514	964 489	7 186 087	6 116 298	6 116 298	6 433 198
W SAMOA.....	-	-	-	-	110 992	95 007	95 007	103 091
GUINEA.....	-	-	-	-	1 796 749	1 496 429	1 496 429	1 581 551
SIER LN.....	-	-	-	-	1 120 000	944 103	944 103	986 788
IVY CST.....	446 600	357 280	370 854	370 854	36 655 452	31 287 718	31 301 292	32 734 695
GHANA.....	8 273 720	6 558 581	6 541 781	6 834 936	62 193 486	41 115 157	41 035 357	43 290 543
NIGERIA.....	5 376 000	4 007 000	4 007 000	4 215 982	8 740 783	6 412 995	6 412 995	6 746 463
CHAD.....	-	-	-	-	5 601 260	4 159 326	4 159 326	4 387 500
OTH CTY.....	-	-	-	-	6 503	4 551	4 551	4 728
TOTAL.....	39 058 098	24 647 108	24 576 693	25 942 320	212 432 508	149 678 248	149 510 798	157 326 075
0722000	COCOA, UNSWEETENED, AND COCOA CAKE REDUCIBLE TO COCOA POWDER							(LB)
DOM REP.....	360 000	68 800	68 800	76 688	841 600	193 600	193 600	212 336
VENEZ.....	50 706	17 240	17 240	18 781	158 114	52 784	52 784	56 115
ECUADOR.....	-	-	-	-	496 035	161 875	161 875	176 322
BRAZIL.....	4 497 514	1 219 303	1 219 303	1 342 833	12 577 412	3 571 334	3 571 334	3 924 115
ARGENT.....	-	-	-	-	220 462	77 000	77 000	84 614
U KING.....	-	-	-	-	2 155 824	412 758	413 253	510 038
NETHLS.....	2 338 397	1 223 487	1 223 487	1 311 468	15 240 301	7 804 081	7 804 210	8 338 436
FRANCE.....	280 000	99 193	99 195	109 022	2 520 000	909 579	909 581	989 108
W GERM.....	1 068 034	472 345	472 345	507 856	6 166 253	2 734 436	2 734 436	2 913 385
CAMROON.....	-	-	-	-	2 678 481	637 661	637 701	742 075
IVY CST.....	981 840	316 523	316 523	354 110	3 393 010	959 612	959 612	1 094 719
GHANA.....	727 524	213 248	213 248	242 887	4 230 744	1 219 267	1 219 267	1 378 869
NIGERIA.....	291 008	94 373	85 252	97 012	2 710 169	745 713	736 592	851 182
OTH CTY.....	-	-	-	-	450	531	531	548
TOTAL.....	10 595 023	3 724 512	3 715 393	4 060 657	53 388 855	19 477 231	19 471 776	21 271 862
0723100	CHOCOLATE, UNSWEETENED							(LB)
CANADA.....	91 800	97 110	97 998	97 998	337 800	331 055	334 039	334 039
MEXICO.....	-	-	-	-	66 138	57 000	57 000	59 475
HAITI.....	75 960	42 538	42 538	45 309	115 920	70 110	70 110	74 248
DOM REP.....	85 000	67 089	67 089	38 741	220 217	172 400	172 400	148 805
ECUADOR.....	110 318	81 315	81 315	85 638	1 212 838	943 186	943 186	992 439
BRAZIL.....	804 685	563 880	563 880	600 766	3 313 521	2 902 050	2 902 050	3 059 645
NETHLS.....	-	-	-	-	31 865	30 001	30 001	31 515
GHANA.....	-	-	-	-	112 000	120 149	120 149	125 440
TOTAL.....	1 167 763	851 932	852 820	868 452	5 410 299	4 625 951	4 628 935	4 825 606
0723200	COCOA BUTTER							(LB)
CANADA.....	-	-	-	-	50 960	69 284	69 469	70 188
MEXICO.....	-	-	-	-	454 350	579 404	541 744	557 955
C RICA.....	40 234	55 925	55 925	57 981	281 645	413 215	401 547	416 231
DOM REP.....	200 000	223 200	223 200	232 032	1 136 495	1 549 235	1 574 875	1 632 144
COLOMB.....	-	-	-	-	330 690	472 500	472 500	491 185
VENEZ.....	45 415	59 948	59 948	62 585	489 293	828 175	828 175	863 734
ECUADOR.....	220 460	232 500	232 500	242 986	694 449	878 500	878 500	912 041
PERU.....	-	-	-	-	10 000	10 000	10 000	10 700
BOLIVIA.....	-	-	-	-	46 246	55 075	55 075	57 677
BRAZIL.....	220 460	307 500	307 500	319 171	2 460 344	3 800 842	4 070 151	4 196 126
U KING.....	22 399	38 066	38 066	39 060	472 613	775 635	775 635	796 611
NETHLS.....	93 184	147 135	150 495	153 992	501 247	825 889	857 807	877 215
W GERM.....	3 031	5 374	5 374	5 639	26 043	48 618	48 618	50 153
PHIL R.....	90 000	120 600	120 600	124 411	500 000	722 224	720 300	742 893
IVY CST.....	440 920	661 380	741 005	769 937	2 204 600	3 479 400	3 861 589	4 005 275
GHANA.....	-	-	-	-	707 840	1 374 140	1 249 507	1 291 047
NIGERIA.....	-	-	-	-	437 393	610 171	606 063	629 458
TOTAL.....	1 376 103	1 851 628	1 934 613	2 007 794	10 804 208	16 492 307	17 021 555	17 600 633
0730020	CHOCOLATE, SWEETENED, IN BARS AND BLOCKS							(LB)
CANADA.....	13 342	29 455	29 681	29 681	1 136 554	1 166 649	1 180 971	1 180 971
MEXICO.....	10 867	7 885	8 072	8 072	64 114	39 555	40 558	40 558
DOM REP.....	45 000	21 867	21 867	22 500	797 040	384 603	384 103	395 971
ARGENT.....	22 222	19 719	19 719	21 738	103 873	91 494	91 494	101 150
U KING.....	114 130	130 415	129 595	135 608	734 258	608 152	607 070	645 950
IRELAND.....	-	-	-	-	300 000	184 331	184 331	197 783
NETHLS.....	55 092	93 826	90 747	94 643	215 815	281 593	276 587	291 826
BELGIUM.....	41 991	70 418	70 418	73 232	625 483	309 160	309 160	336 603

Table 2. Schedule A Commodity by Country of Origin,
Customs Value, F.a.s. and C.i.f.—Continued

(For information on coverage, definitions of Customs, f.a.s., and c.i.f. values, see Explanation of Statistics. Shipments valued less than \$251 are shown only under Schedule A commodity number 990.0000 and excluded from all other commodities. OTH CTY represents total for countries averaging under \$1,000 per month based on Customs Value)

Country of origin	Schedule A commodity number, description and unit of quantity							
	Current month				Cumulative, January to date			
	Net quantity	Value (dollars)			Net quantity	Value (dollars)		
Customs		F.a.s.	C.i.f.	Customs		F.a.s.	C.i.f.	
FRANCE.....	1 050	800	800	850	11 035	15 626	15 626	17 732
W GERM.....	10 843	11 006	11 006	11 512	446 210	458 859	458 809	490 158
CZECHO.....	-	-	-	-	16 104	21 652	21 652	25 335
SWITZLD.....	7 572	14 718	14 859	15 290	152 667	236 966	237 400	244 114
ITALY.....	-	-	-	-	106 737	194 240	187 159	211 441
ISRAEL.....	33 706	27 024	27 024	29 038	120 303	102 936	102 936	113 925
OTH CTY.....	-	-	-	-	2 053	2 827	2 827	3 059
TOTAL.....	355 815	427 133	423 788	442 164	4 832 246	4 098 643	4 100 683	4 296 636
0730040	CANDY AND OTHER CONFECTIONERY, NES, CONTAINING COCOA AND CHOCOLATE							(LB)
CANADA.....	182 657	158 807	152 248	159 056	949 566	918 344	902 785	923 308
MEXICO.....	525	344	344	344	1 258 397	552 670	553 178	553 178
DOM REP.....	-	-	-	-	450 000	150 658	150 658	157 500
BRAZIL.....	698 245	166 627	165 472	190 138	2 453 885	676 456	681 676	777 000
ARGENT.....	7 718	5 629	5 629	6 367	58 126	26 610	26 610	29 772
SWEDEN.....	21 759	13 887	13 887	15 515	193 244	130 717	130 308	143 464
NORWAY.....	1 100	5 398	4 558	4 770	3 725	9 246	8 406	8 941
FINLAND.....	-	-	-	-	597 866	480 555	466 098	511 144
DENMARK.....	-	-	-	-	7 206	7 429	7 429	7 937
U KING.....	830 892	871 319	867 759	970 460	3 141 123	2 881 857	2 866 697	3 154 394
IRELAND.....	-	-	-	-	9 000	5 501	5 501	5 946
NETHLD.....	9 189	12 503	12 503	13 200	96 879	62 130	62 130	66 267
BELGIUM.....	949	3 544	3 544	4 665	25 702	31 644	31 644	37 438
W GERM.....	17 285	29 352	28 715	31 816	361 001	397 953	393 432	423 948
AUSTRIA.....	-	-	-	-	36 726	36 406	36 260	37 519
SWITZLD.....	22 478	35 635	35 982	37 583	255 410	385 014	388 179	404 579
POLAND.....	15 103	12 586	12 586	14 373	51 477	39 476	39 476	45 087
SPAIN.....	-	-	-	-	26 511	27 789	27 789	29 801
ITALY.....	36 003	63 065	49 577	66 086	140 899	241 436	195 274	256 870
GREECE.....	-	-	-	-	8 792	5 922	5 922	6 527
ISRAEL.....	-	-	-	-	55 116	27 742	27 742	32 522
AUSTRAL.....	-	-	-	-	544 900	117 089	117 089	135 595
OTH CTY.....	5 532	4 644	4 619	5 135	17 966	14 214	14 057	15 609
TOTAL.....	1 849 435	1 383 340	1 357 423	1 519 508	10 743 517	7 226 858	7 138 340	7 764 546
0741000	TEA, CRUDE OR PREPARED							(LB)
CANADA.....	422 027	447 362	448 523	451 941	2 174 524	2 187 919	2 163 759	2 203 704
ECUADOR.....	118 850	73 633	73 633	82 706	734 133	394 382	394 382	447 298
PERU.....	41 821	38 915	38 915	42 613	41 821	38 915	38 915	42 613
BRAZIL.....	253 418	125 115	125 115	142 042	2 332 656	1 151 515	1 151 515	1 301 322
ARGENT.....	442 297	196 741	196 741	226 953	1 530 740	684 807	684 807	795 960
U KING.....	100 552	137 694	138 130	151 095	601 289	757 773	758 209	833 506
IRELAND.....	258	322	322	336	7 944	8 156	8 184	9 062
NETHLD.....	467 744	247 327	247 591	273 940	3 298 114	1 724 826	1 730 426	1 876 040
W GERM.....	112 587	70 771	70 771	75 274	108 334	108 462	108 462	115 259
TURKEY.....	-	-	-	-	227 144	86 386	86 386	94 761
INDIA.....	1 179 823	782 849	783 069	905 954	6 069 413	3 672 335	3 678 135	4 289 369
BNGLDH.....	414 248	172 721	172 721	220 104	1 431 943	594 721	594 721	722 367
SRI LKA.....	4 996 815	3 273 187	3 282 851	3 718 913	17 215 152	10 844 027	10 897 806	12 341 682
MALAYSA.....	-	-	-	-	15 652	9 918	9 467	10 016
SINGAPR.....	-	-	-	-	15 262	9 383	9 437	9 970
INDNSIA.....	1 514 076	788 239	788 575	916 602	12 926 926	6 745 445	6 752 715	7 806 353
CHINA M.....	153 450	93 013	93 013	103 009	2 447 811	968 164	969 226	1 132 479
KOR REP.....	-	-	-	-	5 398	14 026	14 026	14 912
HG KONG.....	17 370	24 718	24 744	26 615	94 296	96 008	99 717	110 421
CHINA T.....	452 869	162 410	162 469	193 299	3 700 018	1 270 105	1 280 997	1 517 429
JAPAN.....	260 971	70 440	70 464	87 501	365 523	170 678	171 355	200 577
AUSTRAL.....	15 916	8 190	8 190	9 344	15 916	8 190	8 190	9 344
NEW GUI.....	19 577	8 056	8 056	9 349	29 945	13 605	13 605	15 706
ZAIRE.....	323 805	170 761	170 830	202 257	659 754	325 213	325 282	394 553
RWANDA.....	-	-	-	-	162 917	83 771	83 771	97 921
UGANDA.....	166 111	118 775	119 513	122 822	648 987	400 641	401 379	459 213
KENYA.....	1 687 749	1 047 481	1 050 627	1 203 970	8 555 884	4 849 980	4 862 121	5 684 360
TNZANIA.....	143 361	95 253	95 642	106 439	328 547	202 407	203 138	233 028
MOZAMBO.....	1 092 796	439 640	439 640	558 843	3 096 318	1 279 187	1 279 188	1 579 417
REP SAF.....	31 006	17 754	17 754	21 888	70 645	30 890	30 890	38 947
MALAWI.....	264 115	130 657	130 719	154 766	1 165 595	555 050	558 410	667 936
OTH CTY.....	331	300	300	326	4 118	7 390	7 390	7 706
TOTAL.....	14 693 943	8 742 324	8 758 918	10 008 901	70 143 719	39 294 275	39 396 011	45 063 251
0742000	MATE, CRUDE OR PREPARED							(LB)
BRAZIL.....	11 145	3 715	3 715	4 512	56 302	14 733	14 208	17 584
ARGENT.....	-	-	-	-	71 628	19 585	19 585	23 905
TOTAL.....	11 145	3 715	3 715	4 512	127 930	34 318	33 793	41 489
0751010	PAPRIKA, GROUND OR UNGROUND							(LB)
MEXICO.....	154 754	116 066	116 066	116 066	466 570	349 931	349 931	349 931
SPAIN.....	315 588	166 096	166 105	184 864	5 186 086	3 207 225	3 204 628	3 515 237
YUGOSLV.....	-	-	-	-	109 780	74 650	74 650	85 468
BULGAR.....	85 980	56 147	56 147	60 191	824 475	560 666	560 666	599 079
SRI LKA.....	-	-	-	-	20 401	19 495	19 495	21 939
MALAYSA.....	-	-	-	-	88 680	37 081	37 081	41 341
MOROC.....	-	-	-	-	729 996	392 222	392 222	427 861
TOTAL.....	556 322	338 309	338 318	361 121	7 425 988	4 641 270	4 638 673	5 040 656

Table 2. Schedule A Commodity by Country of Origin,
Customs Value, F.a.s. and C.i.f.—Continued

(For information on coverage, definitions of Customs, f.a.s., and c.i.f. values, see Explanation of Statistics. Shipments valued less than \$251 are shown only under Schedule A commodity number 990.0000 and excluded from all other commodities. OTH CTY represents total for countries averaging under \$1,000 per month based on Customs Value)

Country of origin	Schedule A commodity number, description and unit of quantity							
	Current month			Cumulative, January to date				
	Net quantity	Value (dollars)			Net quantity	Value (dollars)		
Customs		F.a.s.	C.i.f.	Customs		F.a.s.	C.i.f.	
0751020	PEPPER, BLACK, UNGROUND						(LB)	
BRAZIL.....	1 047 072	774 699	769 771	819 310	4 894 872	3 640 930	3 630 236	3 854 436
PORTUGL.....	-	-	-	-	44 875	11 183	11 183	13 064
INDIA.....	892 664	701 332	701 332	766 717	7 799 163	6 102 005	6 091 028	6 659 733
SRI LKA.....	-	-	-	-	89 600	64 924	64 924	72 300
MALAYSIA.....	240 287	182 504	182 504	196 192	956 879	726 737	726 737	775 720
SINGAPR.....	127 867	99 737	99 737	104 894	589 055	463 533	463 533	492 514
INDNSIA.....	378 336	307 100	307 100	331 204	2 894 419	2 306 049	2 306 049	2 479 264
OTH CTY.....	551	1 080	1 080	1 129	2 956	4 603	4 665	4 964
TOTAL.....	2 686 777	2 066 452	2 061 524	2 219 446	17 271 819	13 319 964	13 298 355	14 351 995
0751030	PEPPER, WHITE, UNGROUND						(LB)	
BRAZIL.....	-	-	-	-	21 846	17 300	17 300	18 262
INDNSIA.....	166 480	143 432	141 911	152 789	1 042 728	906 803	903 694	963 869
OTH CTY.....	551	986	986	1 031	1 483	3 681	3 681	4 065
TOTAL.....	167 031	144 418	142 897	153 820	1 066 057	927 784	924 675	986 196
0751040	PEPPER, CAPSICUM, CAYENNE, AND RED, UNGROUND						(LB)	
MEXICO.....	504 344	316 508	316 521	316 521	2 232 334	1 380 743	1 385 025	1 385 025
SALVADR.....	-	-	-	-	10 000	5 072	5 072	5 815
ISRAEL.....	300	630	633	633	3 800	7 980	8 009	8 009
PAKISTN.....	-	-	-	-	54 094	12 994	12 994	18 353
CHINA M.....	915 471	322 402	322 402	388 794	1 974 896	643 459	643 459	788 709
HG KONG.....	-	-	-	-	23 428	8 519	8 532	10 743
CHINA T.....	21 808	5 915	5 915	7 477	80 073	26 979	27 024	32 654
JAPAN.....	5 800	5 988	5 988	6 443	337 260	137 814	137 814	168 569
REP SAF.....	-	-	-	-	20 000	8 937	8 937	11 000
OTH CTY.....	661	780	780	930	4 496	4 404	4 404	5 108
TOTAL.....	1 448 384	652 223	652 239	720 798	4 740 381	2 236 901	2 241 270	2 433 985
0751050	PIMENTO, UNGROUND						(LB)	
GUATMAL.....	6 878	5 675	5 675	5 918	36 968	32 676	32 676	34 186
HONDURA.....	-	-	-	-	86 094	75 126	74 899	78 268
JAMAICA.....	22 240	27 438	27 438	28 548	111 840	134 956	134 956	140 397
TOTAL.....	29 118	33 113	33 113	34 466	234 902	242 758	242 531	252 851
0751060	PEPPER, WHITE, BLACK OR RED, AND PIMENTO, GROUND						(LB)	
CANADA.....	1 800	2 323	2 409	2 409	11 224	15 419	15 736	15 736
THAILND.....	-	-	-	-	7 599	5 729	5 727	6 588
OTH CTY.....	250	318	318	360	18 619	15 324	15 399	17 742
TOTAL.....	2 050	2 641	2 727	2 769	37 442	36 472	36 862	40 066
0752100	BEAN, VANILLA						(LB)	
INDNSIA.....	6 614	46 187	46 187	46 821	61 451	299 739	299 739	307 057
FR P IS.....	1 323	18 048	18 048	18 392	1 852	25 446	25 446	26 080
MALAGAS.....	132 487	871 480	871 485	897 512	794 522	5 226 658	5 226 663	5 387 626
F IND O.....	-	-	-	-	88 184	560 000	560 000	585 213
OTH CTY.....	-	-	-	-	273	3 313	3 313	3 603
TOTAL.....	140 424	935 715	935 720	962 725	946 282	6 115 156	6 115 161	6 309 579
0752220	CASSIA, CASSIA BUDS, AND CASSIA VERA						(LB)	
INDIA.....	22 040	5 623	5 623	9 361	225 677	61 775	61 775	89 509
S VETNM.....	16 535	16 444	16 444	18 567	45 173	53 140	53 140	57 939
MALAYSIA.....	-	-	-	-	22 046	9 007	9 007	10 469
INDNSIA.....	259 043	149 136	149 136	172 244	2 102 059	1 218 013	1 217 214	1 364 566
CHINA M.....	-	-	-	-	494 456	400 084	397 169	429 419
HG KONG.....	-	-	-	-	174 131	132 276	132 276	142 843
CHINA T.....	121 961	22 925	22 925	32 474	306 293	72 565	72 565	95 882
TOTAL.....	419 579	194 128	194 128	232 646	3 369 835	1 946 860	1 943 146	2 190 627
0752240	CINNAMON, AND CINNAMON CHIPS						(LB)	
INDIA.....	-	-	-	-	89 421	38 841	37 628	47 302
SRI LKA.....	68 945	45 021	45 021	52 531	635 712	435 414	434 522	506 588
CHINA M.....	-	-	-	-	43 639	12 030	12 042	16 045
SEYCHEL.....	-	-	-	-	469 248	156 789	156 689	199 066
MALAGAS.....	6 614	5 384	5 384	6 311	28 528	14 143	14 143	17 410
OTH CTY.....	-	-	-	-	3 524	3 595	3 595	3 911
TOTAL.....	75 559	50 405	50 405	58 842	1 270 072	660 812	658 619	790 322
0752300	CLOVES, AND CLOVE STEMS						(LB)	
MALAYSIA.....	3 360	11 624	11 624	11 823	7 840	24 416	24 416	25 757
INDNSIA.....	-	-	-	-	11 025	24 605	24 093	25 194
MOZAMBQ.....	-	-	-	-	11 025	24 448	24 448	25 458
MALAGAS.....	152 222	344 305	344 305	363 978	371 812	838 112	838 112	881 298
OTH CTY.....	-	-	-	-	778	2 549	2 567	2 837
TOTAL.....	155 582	355 929	355 929	375 801	402 480	914 130	913 636	960 544
0752420	CARDAMON, AND MACE						(LB)	
GUATMAL.....	11 605	31 174	31 174	32 283	58 656	128 843	128 843	133 011
U KING.....	-	-	-	-	10 264	10 972	10 972	12 380

Table 2. Schedule A Commodity by Country of Origin,
Customs Value, F.a.s. and C.i.f.—Continued

(For information on coverage, definitions of Customs, f.a.s., and c.i.f. values, see Explanation of Statistics. Shipments valued less than \$251 are shown only under Schedule A commodity number 990.0000 and excluded from all other commodities. OTH CTY represents total for countries averaging under \$1,000 per month based on Customs Value)

Country of origin	Schedule A commodity number, description and unit of quantity							
	Current month				Cumulative, January to date			
	Net quantity	Value (dollars)			Net quantity	Value (dollars)		
Customs		F.a.s.	C.i.f.	Customs		F.a.s.	C.i.f.	
NETHLDs.....	3 420	6 796	6 796	7 182	3 420	6 796	6 796	7 182
INDIA.....	-	-	-	-	7 590	53 433	53 433	55 657
INDNSIA.....	38 051	72 835	72 835	78 220	156 021	307 447	307 447	328 783
OTH CTY.....	-	-	-	-	454	2 279	2 281	2 446
TOTAL.....	53 076	110 805	110 805	117 685	236 405	509 770	509 772	539 459
0752440	NUTMEG, GROUND AND UNGROUND							(LB)
LW WW I.....	30 000	37 500	37 500	39 421	70 000	89 220	89 220	93 708
NETHLDs.....	23 148	30 593	30 593	31 945	23 148	30 593	30 593	31 945
INDNSIA.....	67 592	91 619	91 619	101 267	779 693	1 036 019	1 036 010	1 112 208
CHINA M.....	-	-	-	-	4 010	5 814	5 828	5 828
OTH CTY.....	400	989	1 016	1 016	1 687	5 878	5 927	6 226
TOTAL.....	121 140	160 701	160 728	173 649	878 538	1 167 524	1 167 578	1 249 915
0752520	CARAWAY							(LB)
DENMARK.....	53 428	15 404	15 404	18 114	147 228	43 117	43 117	50 390
NETHLDs.....	290 800	95 555	95 341	104 625	1 452 506	487 672	486 716	540 695
W GERM.....	-	-	-	-	21 670	6 155	6 155	7 260
POLAND.....	-	-	-	-	377 735	116 238	116 238	131 979
LEBANON.....	29 762	8 250	8 250	9 432	51 458	12 004	12 004	14 956
EGYPT.....	2 205	450	450	507	46 297	6 365	6 365	10 922
OTH CTY.....	-	-	-	-	22 200	5 823	5 823	6 189
TOTAL.....	376 195	119 659	119 445	132 678	2 119 094	677 374	676 418	762 391
0752540	ANISE, CORIANDER, CUMMIN, DILL, AND FENNEL							(LB)
CANADA.....	-	-	-	-	109 550	13 484	13 664	13 664
MEXICO.....	162 180	18 069	18 211	18 211	696 115	77 888	78 821	78 975
DOM REP.....	11 315	3 731	3 731	5 278	85 275	29 613	29 611	41 144
ARGENT.....	-	-	-	-	47 970	7 169	7 169	9 262
CZECHO.....	-	-	-	-	77 162	7 606	7 606	9 854
SPAIN.....	90 285	72 172	75 615	80 349	292 058	222 001	225 773	241 674
YUGOSLV.....	150 822	12 268	12 268	18 632	256 525	22 366	22 366	35 891
ROMANIA.....	143 299	14 046	14 046	18 221	397 721	41 910	41 910	54 043
LEBANON.....	76 956	18 793	18 793	21 685	315 595	86 244	86 244	99 635
IRAN.....	399 061	228 800	228 800	257 428	1 316 303	749 752	749 752	836 959
ISRAEL.....	17 996	14 060	14 060	14 972	57 996	36 787	36 787	40 424
INDIA.....	110 962	24 085	24 085	30 839	375 013	92 301	92 271	116 479
CHINA M.....	5 396	3 030	3 030	3 317	149 855	44 880	43 266	52 176
HG KONG.....	500	472	472	534	5 250	5 135	5 135	5 640
MOROCC.....	170 276	19 442	19 442	27 131	651 619	68 914	68 914	93 275
EGYPT.....	3 766	3 063	3 063	3 421	202 255	75 021	74 836	84 704
OTH CTY.....	830	1 113	1 113	1 195	6 892	9 924	9 947	10 748
TOTAL.....	1 343 644	433 144	436 729	501 213	5 043 154	1 590 995	1 594 072	1 824 547
0752920	GINGER ROOT, WHETHER OR NOT GROUND, NOT CANDIED, OR PRESERVED							(LB)
NICARAG.....	50 496	16 669	16 669	21 128	117 010	39 191	39 191	50 344
JAMAICA.....	33 650	22 657	22 657	23 672	53 810	40 983	41 249	43 021
DOM REP.....	2 000	600	600	640	58 760	17 844	17 844	21 119
LW WW I.....	-	-	-	-	32 000	9 600	9 600	12 409
INDIA.....	89 595	37 149	37 149	43 221	357 545	160 057	159 192	184 278
PHIL R.....	78 480	18 935	18 935	25 993	91 840	22 470	22 470	30 177
CHINA M.....	161 009	49 873	49 865	65 175	369 462	120 132	120 124	152 156
CHINA T.....	31 055	7 914	7 914	10 514	72 457	18 356	18 356	24 691
AUSTRAL.....	-	-	-	-	67 200	45 059	45 059	52 080
OPAC IS.....	-	-	-	-	157 160	47 932	47 964	56 741
SIER LN.....	-	-	-	-	121 200	110 496	111 494	116 834
GHANA.....	-	-	-	-	25 146	11 721	11 721	13 121
NIGERIA.....	245 288	121 988	121 988	135 683	516 478	248 376	248 588	276 092
OTH CTY.....	-	-	-	-	15 169	7 043	7 043	8 687
TOTAL.....	691 573	275 785	275 777	326 026	2 055 237	899 262	899 895	1 041 745
0752940	ORIGANUM, CRUDE OR NOT MANUFACTURED							(LB)
MEXICO.....	220 814	105 777	106 079	109 910	1 395 539	590 925	593 729	603 238
DOM REP.....	-	-	-	-	31 903	7 691	7 691	8 599
YUGOSLV.....	-	-	-	-	10 823	5 590	5 590	6 533
GREECE.....	33 738	36 514	36 514	39 098	663 626	748 660	748 064	799 971
TURKEY.....	-	-	-	-	118 969	96 515	96 515	104 114
OTH CTY.....	-	-	-	-	1 190	539	539	769
TOTAL.....	254 552	142 291	142 593	149 008	2 222 050	1 449 920	1 452 128	1 523 224
0752960	THYME, SAFFRON, BAY LEAVES AND OTHER SPICES NES							(LB)
JAMAICA.....	-	-	-	-	6 800	5 338	5 320	6 168
U KING.....	37 319	24 418	24 418	28 841	40 457	28 652	28 652	33 632
NETHLDs.....	1 268	2 132	2 132	2 420	9 946	12 358	12 358	14 082
FRANCE.....	37 755	15 977	15 977	19 715	87 224	42 414	42 434	50 598
W GERM.....	570	2 166	2 166	2 283	4 119	8 003	8 003	8 825
SWITZLD.....	3 980	5 636	5 636	5 860	5 461	7 836	7 836	8 183
SPAIN.....	32 469	8 939	8 939	11 743	176 465	53 945	53 345	68 894
YUGOSLV.....	-	-	-	-	101 074	41 699	41 699	50 412
GREECE.....	-	-	-	-	9 500	9 625	9 625	10 337
TURKEY.....	44 117	19 291	19 291	22 128	331 821	171 093	171 093	192 504
INDIA.....	17 429	12 374	11 944	14 680	52 244	46 103	45 673	54 457
THAILND.....	3 783	6 524	6 524	7 677	11 879	17 250	17 232	20 344
CHINA M.....	1 300	1 555	1 550	1 720	7 460	8 307	8 293	9 194

Table 2. Schedule A Commodity by Country of Origin,
Customs Value, F.a.s. and C.i.f.—Continued

(For information on coverage, definitions of Customs, f.a.s., and c.i.f. values, see Explanation of Statistics. Shipments valued less than \$251 are shown only under Schedule A commodity number 990.0000 and excluded from all other commodities. OTH CTY represents total for countries averaging under \$1,000 per month based on Customs Value)

Country of origin	Schedule A commodity number, description and unit of quantity							
	Current month				Cumulative, January to date			
	Net quantity	Value (dollars)			Net quantity	Value (dollars)		
Customs		F.a.s.	C.i.f.	Customs		F.a.s.	C.i.f.	
JAPAN.....	3 789	5 172	5 172	5 917	22 962	31 448	31 445	35 702
MOROC.....	33 081	3 941	3 941	4 961	218 895	27 922	27 922	34 924
MALAGAS.....	6 866	10 680	10 680	12 360	13 807	15 754	15 903	18 181
OTH CTY.....	10 980	5 894	5 894	6 831	45 754	27 170	27 445	33 217
TOTAL.....	234 706	124 699	124 264	147 136	1 145 868	554 917	554 260	649 654
0811100	STRAW, EXCEPT FLAX STRAW AND RICE STRAW							(STN)
CANADA.....	87	3 520	3 875	3 875	1 081	38 863	42 406	42 406
TOTAL.....	87	3 520	3 875	3 875	1 081	38 863	42 406	42 406
0811200	HAY							(STN)
CANADA.....	3 749	271 404	289 246	289 254	20 243	1 322 162	1 408 475	1 408 507
OTH CTY.....	14	896	896	896	55	2 491	2 566	2 566
TOTAL.....	3 763	272 300	290 142	290 150	20 298	1 324 653	1 411 041	1 411 073
0811900	ANIMAL FEEDS, NSPF							(CWT)
CANADA.....	41 559	86 617	92 030	93 017	118 056	679 910	695 209	708 600
MEXICO.....	1 715	77 587	86 587	86 587	7 157	333 638	342 638	342 638
ECUADOR.....	143	46 598	46 598	48 435	694	189 757	189 757	199 536
DENMARK.....	-	-	-	-	228	14 713	14 710	17 192
U KING.....	48 424	30 838	30 838	33 728	49 698	114 651	115 551	128 318
IRELAND.....	-	-	-	-	15 069	645 392	645 392	705 268
NETHLDs.....	44 092	30 942	30 942	33 200	44 533	62 594	62 594	67 110
W GERM.....	28	3 571	3 571	3 961	4 246	8 034	8 034	8 886
AUSTRIA.....	-	-	-	-	432	7 900	7 900	10 509
PORTUGL.....	1 102	5 713	5 713	10 070	2 310	31 706	31 706	47 569
ITALY.....	441	2 400	2 400	4 397	1 701	18 500	18 500	30 500
CHINA T.....	3	1 495	1 495	1 686	115	6 072	6 072	6 716
JAPAN.....	18	1 511	1 511	1 691	155	10 166	10 268	11 088
N ZEAL.....	5 494	154 657	154 657	189 538	24 821	710 701	710 701	864 552
EGYPT.....	2 205	10 000	10 000	17 278	2 205	10 000	10 000	17 278
OTH CTY.....	110	466	466	616	4 969	10 317	10 437	11 187
TOTAL.....	145 334	452 395	466 808	524 204	276 389	2 854 051	2 879 469	3 176 945
0812000	BRAN, SHORTS, MIDLINGS, AND GRAIN HULLS							
CANADA.....	-	208 891	232 540	232 540	-	2 730 135	3 086 431	3 085 344
HAITI.....	-	-	-	-	-	111 500	111 500	125 888
N ANTIL.....	-	9 571	9 571	14 088	-	9 571	9 571	14 088
F W IND.....	-	35 416	35 416	41 704	-	35 416	35 416	41 704
OTH CTY.....	-	2 691	2 810	2 810	-	3 119	3 238	3 329
TOTAL.....	-	256 569	280 337	291 142	-	2 889 741	3 246 156	3 270 353
0813020	COTTONSEED OIL CAKE, AND OIL-CAKE MEAL							(LB)
CANADA.....	76 900	5 371	5 551	5 551	433 040	28 206	29 362	29 362
FRANCE.....	-	-	-	-	6 614	6 662	6 662	6 969
TOTAL.....	76 900	5 371	5 551	5 551	439 654	34 868	36 024	36 331
0813040	OIL-SEED CAKE AND MEAL, AND OTHER VEGETABLE OIL RESIDUES							
CANADA.....	-	-	-	-	-	80 409	83 469	83 469
FRANCE.....	-	6 662	6 662	6 968	-	8 883	8 883	9 291
OTH CTY.....	-	-	-	-	-	600	600	855
TOTAL.....	-	6 662	6 662	6 968	-	89 892	92 952	93 615
0814020	FISH AND WHALE MEAL AND SCRAP, UNFIT FOR HUMAN CONSUMPTION							(STN)
CANADA.....	2 348	459 485	486 504	486 672	9 093	2 014 370	2 160 811	2 160 979
MIQUEL.....	-	-	-	-	70	15 683	15 683	17 426
PERU.....	-	-	-	-	9 229	1 963 287	1 963 289	2 117 766
CHILE.....	-	-	-	-	4 960	879 690	879 690	986 561
SWEDEN.....	-	-	-	-	19	17 205	17 205	18 598
JAPAN.....	16	16 528	16 600	16 600	16	16 528	16 600	16 600
TOTAL.....	2 364	476 013	503 104	503 272	23 387	4 906 763	5 053 278	5 317 930
0814040	MEAL, MEAT AND FISH INCLUDING TANKAGE, UNFIT FOR HUMAN CONSUMPTION							
CANADA.....	-	40 383	45 981	46 289	-	229 080	246 295	246 603
MEXICO.....	-	16 887	16 887	18 074	-	179 443	179 443	187 353
ARGENT.....	-	16 567	18 646	21 809	-	42 982	47 882	55 663
SWEDEN.....	-	-	-	-	-	17 205	17 205	19 083
JAPAN.....	-	80 815	80 815	105 267	-	512 297	513 562	657 308
AUSTRAL.....	-	7 528	7 528	10 794	-	41 977	41 977	58 224
N ZEAL.....	-	-	-	-	-	6 013	6 013	10 680
REP SAF.....	-	65 158	65 158	95 887	-	379 841	379 841	525 371
SW AFR.....	-	-	-	-	-	456 637	433 806	532 062
OTH CTY.....	-	2 455	2 455	2 857	-	4 704	4 704	5 417
TOTAL.....	-	229 793	237 470	300 977	-	1 870 179	1 870 728	2 297 764
0819320	BEET PULP, DRIED							(STN)
OTH CTY.....	-	-	-	-	15	1 126	1 166	1 166
TOTAL.....	-	-	-	-	15	1 126	1 166	1 166

Table 2. Schedule A Commodity by Country of Origin, Customs Value, F.a.s. and C.i.f.—Continued

(For information on coverage, definitions of Customs, f.a.s., and c.i.f. values, see Explanation of Statistics. Shipments valued less than \$251 are shown only under Schedule A commodity number 990.0000 and excluded from all other commodities. OTH CTY represents total for countries averaging under \$1,000 per month based on Customs Value)

Country of origin	Schedule A commodity number, description and unit of quantity							
	Current month				Cumulative, January to date			
	Net quantity	Value (dollars)			Net quantity	Value (dollars)		
Customs		F.a.s.	C.i.f.	Customs		F.a.s.	C.i.f.	
0819340	BREWERS, AND DISTILLERS GRAINS, AND MALT SPROUTS							(STN)
CANADA.....	8 515	721 300	789 644	799 163	38 557	3 415 493	3 707 211	3 742 523
TOTAL.....	8 515	721 300	789 644	799 163	38 557	3 415 493	3 707 211	3 742 523
0819810	GRAINS, MILLED, NOT FIT FOR HUMAN CONSUMPTION, OF A KIND USED AS ANIMAL FEED							(CWT)
CANADA.....	788	5 229	5 346	5 346	3 754	25 873	26 342	26 342
BRAZIL.....	8 488	61 694	61 694	79 701	54 352	390 178	390 178	496 383
OTH CTY.....	-	-	-	-	3	350	350	690
TOTAL.....	9 276	66 923	67 040	85 047	58 109	416 401	416 870	523 615
0819820	FLAXSEED SCREENING, SCALPING, CHAFFING, OR SCOURINGS, GROUND OR NOT GROUND							(STN)
CANADA.....	1 036	46 644	50 731	50 731	4 272	257 388	276 814	276 814
TOTAL.....	1 036	46 644	50 731	50 731	4 272	257 388	276 814	276 814
0819830	SCREENINGS, SCALPING, CHAFFING AND SCOURINGS, EXCEPT OF FLAXSEED							(STN)
CANADA.....	4 363	296 368	313 196	321 059	22 937	1 668 615	1 747 533	1 775 741
TOTAL.....	4 363	296 368	313 196	321 059	22 937	1 668 615	1 747 533	1 775 741
0819840	ANIMAL MIXED FEEDS ETC, NOT CONTAINING MEAT OR FISH							(STN)
CANADA.....	2 301	360 618	374 242	374 242	15 381	2 196 395	2 326 871	2 327 363
SWEDEN.....	-	-	-	-	54	36 038	36 038	42 117
U KING.....	-	-	-	-	12	8 562	8 562	10 161
AUSTRAL.....	-	-	-	-	520	374 527	374 527	405 600
OTH CTY.....	-	400	400	957	1	1 399	1 399	2 069
TOTAL.....	2 301	361 018	374 642	375 199	15 968	2 616 921	2 747 397	2 787 310
0819850	FOOD WASTES, AND PREPARED ANIMAL FEED, NES, EXCEPT BEET PULP BAGASSE, AND SUCH WASTES							(LB)
CANADA.....	595 576	106 438	107 330	107 330	2 699 788	484 425	490 817	490 817
U KING.....	137 036	102 041	102 041	110 580	677 681	403 680	400 627	432 445
W GERM.....	151 038	422 901	422 901	443 365	568 169	1 599 469	1 583 409	1 643 514
OTH CTY.....	112	430	430	490	4 481	4 481	4 481	5 557
TOTAL.....	883 762	631 810	632 702	661 765	3 962 518	2 492 055	2 479 334	2 572 333
0910000	LARD, OLEOMARGARINE, AND OTHER BUTTER SUBSTITUTES							(LB)
NORWAY.....	9 523	3 917	3 917	4 930	27 601	13 235	13 235	16 011
TOTAL.....	9 523	3 917	3 917	4 930	27 601	13 235	13 235	16 011
0990100	CHICORY ROOTS, GROUND OR OTHERWISE PREPARED							(LB)
FRANCE.....	33 750	12 821	12 821	14 418	33 750	12 821	12 821	14 418
OTH CTY.....	-	-	-	-	4 878	1 271	1 272	1 492
TOTAL.....	33 750	12 821	12 821	14 418	38 628	14 092	14 093	15 910
0990300	MUSTARD, GROUND OR PREPARED							(LB)
CANADA.....	40 000	17 000	17 200	17 200	123 580	52 185	52 635	52 635
U KING.....	165 686	116 556	116 556	132 288	770 475	422 307	422 307	494 075
BELGIUM.....	7 585	5 729	5 729	6 648	17 131	12 011	12 011	14 652
FRANCE.....	20 952	15 258	15 278	17 367	164 415	122 253	122 613	138 484
W GERM.....	4 459	4 556	4 556	4 885	35 454	31 052	31 052	34 777
OTH CTY.....	2 340	1 884	1 884	2 161	11 517	10 735	10 735	12 200
TOTAL.....	241 022	160 983	161 203	180 549	1 122 572	650 543	651 353	746 623
0990420	SOY SAUCE, THIN							(LB)
PHIL R.....	2 145	560	560	688	33 306	7 232	6 439	7 774
CHINA M.....	80 155	15 232	15 456	21 141	409 328	77 101	77 450	100 747
KOR REP.....	-	-	-	-	30 049	5 403	5 403	6 786
HG KONG.....	256 191	69 218	69 330	77 758	1 420 908	395 844	396 210	448 203
CHINA T.....	35 676	8 936	8 936	9 518	72 640	14 482	14 482	16 416
JAPAN.....	494 127	107 119	107 331	130 874	2 105 790	488 800	491 012	585 555
OTH CTY.....	3 283	354	354	880	35 102	11 680	11 787	14 402
TOTAL.....	871 577	201 419	201 967	240 859	4 107 123	1 000 542	1 002 783	1 179 863
0990440	SAUCES, EXCEPT THIN SOY							(LB)
CANADA.....	45 857	17 213	17 467	17 467	125 081	51 504	51 153	51 153
MEXICO.....	341 255	170 867	172 278	172 278	1 102 351	539 125	545 700	545 830
JAMAICA.....	28 302	33 174	33 174	35 045	144 441	152 384	152 369	161 315
BARBADO.....	29 475	8 421	8 421	9 782	29 475	8 421	8 421	9 782
TRINID.....	-	-	-	-	92 406	41 703	41 703	47 833
U KING.....	19 588	13 973	13 973	16 562	161 968	103 615	102 722	120 212
IRELAND.....	4 200	1 724	1 724	2 038	17 550	6 234	6 220	8 575
NETHLD.....	150	263	263	363	10 725	11 246	11 246	13 151
FRANCE.....	675	543	543	639	5 260	5 740	5 811	6 436
W GERM.....	-	-	-	-	6 535	14 332	14 332	15 162
SWITZLD.....	67 508	116 291	113 140	119 504	200 696	335 916	327 677	350 912
SPAIN.....	57 786	31 575	31 575	54 122	1 156 331	277 698	263 213	398 137
ITALY.....	1 275	1 800	1 800	2 086	12 697	12 251	12 251	13 649
ISRAEL.....	37 371	11 038	11 038	12 721	139 877	32 955	32 955	38 617
INDIA.....	58 027	20 643	20 643	26 613	307 346	124 877	124 877	161 752
THAILND.....	2 502	1 189	1 189	1 498	74 402	26 390	26 190	31 917
CHINA M.....	5 820	1 317	1 317	1 406	38 184	12 617	12 617	14 517

Table 2. Schedule A Commodity by Country of Origin,
Customs Value, F.a.s. and C.i.f.—Continued

(For information on coverage, definitions of Customs, f.a.s., and c.i.f. values, see Explanation of Statistics. Shipments valued less than \$251 are shown only under Schedule A commodity number 990.0000 and excluded from all other commodities. OTH CTY represents total for countries averaging under \$1,000 per month based on Customs Value)

Country of origin	Schedule A commodity number, description and unit of quantity							
	Current month				Cumulative, January to date			
	Net quantity	Value (dollars)			Net quantity	Value (dollars)		
Customs		F.a.s.	C.i.f.	Customs		F.a.s.	C.i.f.	
KOR REP.....	4 796	2 498	2 498	2 793	28 908	7 351	7 351	8 490
HG KONG.....	154 945	74 698	75 064	83 524	840 438	362 172	363 738	407 757
CHINA T.....	26 775	24 108	24 108	27 136	70 149	59 238	59 232	66 925
JAPAN.....	28 560	20 720	20 720	23 907	270 765	162 957	163 034	188 594
OTH CTY.....	2 330	1 696	1 696	2 141	16 046	10 765	10 375	11 949
TOTAL.....	917 197	553 751	552 631	611 625	4 851 631	2 359 491	2 343 247	2 672 665
0990460	PREPARATIONS CONTAINING OVER 50% BY WEIGHT OF MONOSODIUM GLUTAMATE							
OTH CTY.....	-	270	270	330	-	860	860	981
TOTAL.....	-	270	270	330	-	860	860	981
0990500	SOUPS AND BROTHS (LB)							
CANADA.....	24 346	34 732	45 648	45 648	107 763	108 144	119 669	119 669
MEXICO.....	-	-	-	-	6 390	9 916	9 916	9 916
VENEZ.....	173 907	161 021	132 632	147 185	449 301	450 420	323 786	346 565
ARGENT.....	-	-	-	-	69 094	55 296	55 296	58 170
NORWAY.....	169	269	269	285	4 215	6 083	6 083	6 461
U KING.....	5 206	2 821	3 047	3 385	5 959	5 073	5 299	6 019
IRELAND.....	-	-	-	-	27 368	13 444	13 444	14 851
FRANCE.....	8 721	8 158	8 194	8 844	22 346	19 970	18 554	20 329
W GERM.....	19 761	29 610	29 610	30 990	76 028	99 300	101 201	106 862
SWITZLD.....	336 819	653 743	517 073	554 675	1 524 639	2 752 413	2 220 385	2 430 950
SPAIN.....	19 555	21 927	21 927	24 014	20 603	22 479	22 479	24 615
ISRAEL.....	20 278	23 949	23 949	26 346	162 026	181 132	181 132	196 113
SINGAPR.....	2 400	2 055	2 055	2 340	7 920	7 050	6 822	7 417
CHINA M.....	4 166	3 971	4 043	4 708	18 900	20 286	20 358	22 683
JAPAN.....	59 005	92 852	92 914	99 697	187 702	293 848	294 886	324 491
OTH CTY.....	8 610	8 320	8 320	9 622	22 502	19 204	19 223	21 838
TOTAL.....	682 943	1 043 428	889 681	957 739	2 712 756	4 064 058	3 418 533	3 718 949
0990630	PAPAIN, DRIED BREWERS YEAST AND FICIN, CRUDE (LB)							
CANADA.....	212 720	21 600	23 813	23 813	982 120	112 718	120 452	120 452
U KING.....	-	-	-	-	5 469	10 503	10 503	10 889
NETHLDs.....	-	-	-	-	22 046	5 996	5 996	7 817
INDIA.....	-	-	-	-	6 660	33 300	33 300	39 099
SRI LKA.....	-	-	-	-	2 244	9 360	9 360	10 136
ZAIRE.....	11 128	48 048	48 048	56 176	40 844	147 839	147 839	170 902
OTH CTY.....	-	-	-	-	5 412	6 775	6 775	7 229
TOTAL.....	223 848	69 648	71 861	79 989	1 064 795	326 491	334 225	366 524
0990640	YEAST, NATURAL, ACTIVE AND INACTIVE NES (LB)							
CANADA.....	28 692	25 772	31 293	31 293	110 367	76 173	82 374	82 677
MEXICO.....	-	-	-	-	39 683	13 500	14 400	14 400
U KING.....	331	275	275	503	124 913	80 104	63 078	79 545
NETHLDs.....	-	-	-	-	110 832	125 888	125 887	133 197
FRANCE.....	196 601	224 629	224 629	233 135	1 215 711	1 324 980	1 374 380	1 437 019
W GERM.....	2 452	3 551	3 551	5 634	217 333	181 171	180 481	204 286
OTH CTY.....	10 000	1 600	1 600	2 200	30 356	9 969	9 969	12 226
TOTAL.....	238 076	255 827	261 348	272 765	1 849 195	1 811 785	1 850 569	1 963 350
0990700	VINEGAR AND SUBSTITUTES FOR VINEGAR (PFG)							
CANADA.....	363	256	256	256	15 108	5 977	7 872	7 872
FRANCE.....	3 201	6 813	6 813	8 401	11 777	27 102	27 272	34 238
CHINA M.....	265	608	605	909	2 815	7 051	7 041	8 642
HG KONG.....	1 224	4 456	4 481	4 973	6 781	23 605	23 746	26 814
JAPAN.....	6 577	12 221	12 194	15 553	31 770	59 237	59 236	73 526
OTH CTY.....	1 570	2 487	2 487	3 061	11 740	18 231	18 217	23 161
TOTAL.....	13 200	26 841	26 836	33 153	79 991	141 203	143 384	174 253
0990900	FOOD PREPARATIONS, MISCELLANEOUS, NES							
CANADA.....	-	114 469	116 857	117 201	-	748 480	758 831	759 824
MEXICO.....	-	113 518	121 905	121 905	-	347 031	362 078	362 078
SALVADR.....	-	397	397	397	-	47 234	47 234	53 097
C RICA.....	-	-	-	-	-	9 000	9 000	11 135
JAMAICA.....	-	316	316	358	-	32 216	32 216	33 953
DOM REP.....	-	74 026	74 026	79 677	-	544 306	542 386	598 290
COLOMB.....	-	6 250	6 250	6 987	-	25 098	25 098	28 597
VENEZ.....	-	15 849	15 849	17 568	-	278 503	278 503	316 655
BRAZIL.....	-	-	-	-	-	353 983	353 983	402 625
ARGENT.....	-	130 330	144 583	162 826	-	549 229	572 968	637 613
SWEDEN.....	-	22 563	22 563	24 496	-	139 949	139 810	154 698
DENMARK.....	-	-	-	-	-	225 329	225 329	248 794
U KING.....	-	7 157	7 157	7 858	-	106 669	107 050	119 978
IRELAND.....	-	14 855	14 855	17 996	-	41 779	41 779	48 126
NETHLDs.....	-	4 908	4 908	5 609	-	40 399	41 899	47 108
BELGIUM.....	-	-	-	-	-	23 861	23 861	24 469
FRANCE.....	-	2 155	2 155	2 337	-	24 640	24 592	27 781
W GERM.....	-	74 489	73 677	79 862	-	190 491	189 220	205 692
HUNGARY.....	-	-	-	-	-	30 364	30 364	36 409
SWITZLD.....	-	78 404	77 707	82 545	-	312 220	310 273	331 906
POLAND.....	-	-	-	-	-	10 648	10 648	12 039
SPAIN.....	-	106 759	106 728	127 476	-	690 578	690 312	834 127
ITALY.....	-	-	-	-	-	43 620	43 651	51 269
GREECE.....	-	20 637	20 637	24 148	-	170 226	168 462	191 283

Table 2. Schedule A Commodity by Country of Origin,
Customs Value, F.a.s. and C.i.f.—Continued

(For information on coverage, definitions of Customs, f.a.s., and c.i.f. values, see Explanation of Statistics. Shipments valued less than \$251 are shown only under Schedule A commodity number 990.0000 and excluded from all other commodities. OTH CTY represents total for countries averaging under \$1,000 per month based on Customs Value)

Country of origin	Schedule A commodity number, description and unit of quantity							
	Current month				Cumulative, January to date			
	Net quantity	Value (dollars)			Net quantity	Value (dollars)		
		Customs	F.a.s.	C.i.f.		Customs	F.a.s.	C.i.f.
LEBANON.....	-	674	674	918	-	16 948	16 948	19 304
ISRAEL.....	-	1 436	986	1 064	-	53 573	53 123	58 089
INDIA.....	-	15 212	15 212	19 054	-	73 847	73 787	91 646
THAILND.....	-	2 101	2 101	2 460	-	18 730	18 717	21 729
S VETNM.....	-	1 080	1 080	1 405	-	14 185	14 185	19 101
SINGAPR.....	-	1 172	1 172	1 215	-	7 202	7 295	8 150
PHIL R.....	-	26 161	26 161	30 633	-	131 741	131 520	155 083
CHINA M.....	-	14 900	14 900	16 146	-	79 573	79 621	86 377
KOR REP.....	-	30 408	30 408	34 772	-	248 281	248 281	309 476
HG KONG.....	-	33 454	33 462	40 331	-	150 541	150 795	177 076
CHINA T.....	-	69 248	69 404	82 251	-	236 855	237 050	287 458
JAPAN.....	-	431 950	435 001	512 976	-	2 405 272	2 404 295	2 835 413
AUSTRAL.....	-	-	-	-	-	60 150	60 150	67 125
OTH CTY.....	-	4 173	4 173	4 603	-	20 821	20 821	24 455
TOTAL.....	-	1 419 051	1 445 304	1 627 209	-	8 503 572	8 546 135	9 698 528

Table 2. Schedule A Commodity by Country of Origin,
Customs Value, F.a.s. and C.i.f.—Continued

(For information on coverage, definitions of Customs, f.a.s., and c.i.f. values, see Explanation of Statistics. Shipments valued less than \$251 are shown only under Schedule A commodity number 990.0000 and excluded from all other commodities. OTH CTY represents total for countries averaging under \$1,000 per month based on Customs Value)

Country of origin	Schedule A commodity number, description and unit of quantity							
	Current month				Cumulative, January to date			
	Net quantity	Value (dollars)			Net quantity	Value (dollars)		
Customs		F.a.s.	C.i.f.	Customs		F.a.s.	C.i.f.	
1110100	MINERAL WATERS AND ICE							
MEXICO.....	-	272	291	291	-	8 948	10 219	10 219
C RICA.....	-	-	-	-	-	50 250	50 250	53 877
SWEDEN.....	-	-	-	-	-	10 166	10 166	14 742
FRANCE.....	-	67 191	67 191	91 255	-	313 210	314 210	426 832
W GERM.....	-	-	-	-	-	5 650	5 636	8 068
CZECHO.....	-	-	-	-	-	7 159	7 159	9 975
PORTUGL.....	-	-	-	-	-	6 746	6 668	9 988
ITALY.....	-	10 191	10 191	15 466	-	46 487	46 487	74 235
YUGOSLV.....	-	2 167	2 167	3 325	-	6 797	6 797	10 000
OTH CTY.....	-	-	-	-	-	9 743	9 743	14 779
TOTAL.....	-	79 821	79 840	110 337	-	465 156	467 335	632 715
1110200	CHOCOLATE MILK DRINK, GINGER ALE, GINGER BEER, LEMONADE, SODA WATER AND BEVERAGES, NSPF (GAL)							
CANADA.....	25 001	46 427	46 692	46 692	70 819	120 266	121 359	121 661
MEXICO.....	21 876	21 456	17 666	17 666	64 563	100 957	97 167	97 167
BRAZIL.....	7 256	8 610	8 610	12 938	28 529	33 690	33 690	50 385
NORWAY.....	3 194	5 641	5 641	7 637	7 385	15 486	15 386	20 041
DENMARK.....	-	-	-	-	11 976	20 735	20 735	28 031
U KING.....	515	1 379	1 379	3 289	2 747	6 002	6 002	11 189
W GERM.....	4 483	12 438	12 438	14 715	11 702	30 122	30 093	36 767
SWITZLD.....	4 501	10 407	10 407	12 430	22 419	56 358	56 358	67 271
ITALY.....	5 333	24 568	24 568	30 988	27 750	79 253	79 253	107 545
PHIL R.....	-	-	-	-	2 964	14 860	14 860	17 521
OTH CTY.....	-	-	-	-	2 464	6 129	6 129	7 400
TOTAL.....	72 159	130 926	127 401	146 355	253 318	483 858	481 032	564 978
1121210	CHAMPAGNE AND OTHER SPARKLING WINES (GAL)							
NETHLDs.....	-	-	-	-	2 256	23 163	23 163	25 771
BELGIUM.....	-	-	-	-	480	12 563	12 563	12 963
FRANCE.....	40 481	729 224	728 926	776 542	192 628	3 543 643	3 538 399	3 784 944
W GERM.....	5 159	27 444	27 444	31 679	19 673	160 487	160 199	178 421
USSR.....	-	-	-	-	4 115	29 376	29 376	35 553
SPAIN.....	7 335	30 342	30 342	36 283	13 167	63 706	63 706	76 672
PORTUGL.....	-	-	-	-	2 210	11 217	11 218	14 447
ITALY.....	75 734	459 121	458 993	535 041	393 928	2 263 673	2 263 223	2 652 447
ISRAEL.....	-	-	-	-	7 541	35 922	35 921	44 289
OTH CTY.....	218	1 435	1 471	1 590	828	6 013	6 049	7 059
TOTAL.....	128 927	1 247 566	1 247 176	1 381 135	636 826	6 149 763	6 143 817	6 832 566
1121220	WINE, STILL, PRODUCED FROM GRAPE, LESS THAN 14% ALCOHOL (GAL)							
CANADA.....	2 875	10 436	10 490	10 686	15 374	67 111	68 971	70 219
MEXICO.....	-	-	-	-	2 505	10 440	10 440	10 440
CHILE.....	-	-	-	-	2 424	14 003	14 003	15 503
BRAZIL.....	5 188	6 197	6 197	10 058	5 518	6 947	6 947	11 285
ARGENT.....	7 130	25 543	25 543	30 190	50 191	184 177	184 177	218 084
U KING.....	3 030	11 064	11 064	13 589	10 866	125 785	128 324	138 370
NETHLDs.....	12 336	66 060	66 060	76 837	27 694	153 788	153 788	177 143
BELGIUM.....	3 497	13 904	13 904	16 726	28 100	139 369	139 369	161 687
FRANCE.....	588 021	5 527 721	5 518 510	6 033 049	2 580 929	22 317 585	22 303 464	24 559 436
W GERM.....	475 627	2 816 393	2 814 275	3 207 125	2 168 773	12 017 106	12 020 535	13 697 202
AUSTRIA.....	242	2 795	2 490	2 795	36 158	178 504	178 199	204 489
HUNGARY.....	5 402	19 138	19 137	23 891	29 871	139 841	139 633	166 817
SWITZLD.....	115	2 012	2 012	2 184	3 825	57 918	57 994	62 815
SPAIN.....	497 909	1 225 017	1 207 919	1 493 554	2 599 530	6 733 278	6 711 141	8 248 461
PORTUGL.....	619 316	2 281 604	2 278 671	2 741 321	3 213 516	12 641 702	12 641 061	15 158 968
ITALY.....	868 200	3 147 876	3 147 173	3 824 522	3 868 907	14 079 412	14 078 876	17 107 231
YUGOSLV.....	8 785	28 285	28 285	36 231	25 049	87 131	87 131	109 617
GREECE.....	41 768	136 927	136 582	184 969	314 260	1 054 929	1 053 384	1 377 208
CYPRUS.....	-	-	-	-	944	6 733	6 733	7 778
ISRAEL.....	336	805	805	1 192	281 519	653 633	653 633	897 348
JAPAN.....	17 639	72 998	72 998	94 236	62 434	261 608	261 608	326 309
AUSTRAL.....	9 281	55 661	58 663	68 954	18 362	103 590	106 592	127 546
SIER LN.....	-	-	-	-	2 732	9 622	9 622	11 818
REP SAF.....	13 890	51 458	51 458	73 744	22 628	82 754	82 754	117 533
OTH CTY.....	660	2 100	2 100	2 837	1 366	5 196	5 196	6 662
TOTAL.....	3 181 247	15 503 994	15 474 336	17 948 690	15 373 475	71 132 162	71 103 575	82 989 969
1121230	WINE, GRAPE, MARSALA (GAL)							
PORTUGL.....	28	386	386	468	932	5 985	5 985	6 724
ITALY.....	9 553	58 079	58 079	68 667	49 703	271 890	272 143	321 782
TOTAL.....	9 581	58 465	58 465	69 135	50 635	277 875	278 128	328 506
1121240	WINE, SHERRY (GAL)							
CANADA.....	472	2 329	2 573	2 573	2 488	13 095	14 022	14 072
SPAIN.....	102 789	1 139 607	1 139 827	1 234 014	498 125	5 606 316	5 598 133	6 040 503
OTH CTY.....	529	2 771	2 771	3 442	1 791	8 978	8 978	10 882
TOTAL.....	103 790	1 144 707	1 145 171	1 240 029	502 404	5 628 689	5 621 133	6 065 457
1121250	WINE, GRAPE, OVER 14% ALCOHOL, NES (GAL)							
DENMARK.....	230	1 965	1 965	2 147	920	5 780	5 780	6 612
FRANCE.....	3 420	20 307	20 307	23 644	10 867	80 863	80 863	92 761
SPAIN.....	1 013	6 801	6 801	7 736	8 528	54 283	54 283	61 830

Table 2. Schedule A Commodity by Country of Origin,
Customs Value, F.a.s. and C.i.f.—Continued

(For information on coverage, definitions of Customs, f.a.s., and c.i.f. values, see Explanation of Statistics. Shipments valued less than \$251 are shown only under Schedule A commodity number 990.0000 and excluded from all other commodities. OTH CTY represents total for countries averaging under \$1,000 per month based on Customs Value)

Country of origin	Schedule A commodity number, description and unit of quantity							
	Current month				Cumulative, January to date			
	Net quantity	Value (dollars)			Net quantity	Value (dollars)		
Customs		F.a.s.	C.i.f.	Customs		F.a.s.	C.i.f.	
PORTUGL.....	4 726	49 233	49 234	53 877	24 585	266 218	266 239	296 076
ITALY.....	116	819	819	926	1 047	9 811	9 811	11 143
GREECE.....	830	4 686	4 686	5 817	6 328	29 851	29 829	38 228
ISRAEL.....	223	581	581	794	5 977	15 437	15 437	21 073
MADEIRA.....	974	6 724	6 724	7 727	3 514	24 488	24 488	32 221
OTH CTY.....	60	1 489	1 489	1 815	350	3 224	3 224	3 807
TOTAL.....	11 592	92 605	92 606	104 483	62 116	489 955	489 954	563 751
1121300	VERMOUTH						(GAL)	
NETHLS.....	72	555	555	626	2 438	10 538	10 538	12 209
FRANCE.....	51 493	210 502	210 502	250 204	284 620	1 144 310	1 144 310	1 373 618
ITALY.....	231 969	899 976	901 881	1 082 923	1 412 243	5 113 254	5 113 520	6 177 463
OTH CTY.....	-	-	-	-	2 028	6 314	6 314	8 131
TOTAL.....	283 534	1 111 033	1 112 938	1 333 753	1 701 329	6 274 416	6 274 682	7 571 421
1122000	FRUIT JUICE, CIDER, PRUNE WINE, RICE WINE, AND OTHER FERMENTED ALCOHOLIC BEVERAGES, NES						(GAL)	
DENMARK.....	23 609	163 430	163 430	183 665	98 161	635 359	634 889	722 941
U KING.....	1 141	3 522	3 522	3 978	16 031	48 612	48 612	58 636
NETHLS.....	460	2 911	2 911	3 408	1 640	9 976	9 976	10 827
FRANCE.....	-	-	-	-	7 914	15 657	15 657	22 139
W GERM.....	-	-	-	-	2 990	17 101	17 101	19 571
CZECHO.....	-	-	-	-	2 040	5 476	5 476	7 633
POLAND.....	-	-	-	-	7 442	45 340	45 340	51 718
SPAIN.....	1 875	4 000	4 000	5 800	40 812	94 700	94 700	129 595
ITALY.....	14	1 983	1 983	2 124	3 809	18 021	18 021	21 534
ISRAEL.....	-	-	-	-	9 317	24 766	24 763	33 530
CHINA M.....	660	3 879	3 879	4 529	1 170	7 029	7 029	8 016
KOR REP.....	-	-	-	-	1 215	6 075	6 075	7 314
CHINA T.....	2 070	7 059	7 059	9 222	4 731	17 143	17 143	22 437
JAPAN.....	44 371	216 503	216 503	258 163	213 596	1 035 769	1 037 250	1 239 918
OTH CTY.....	138	588	676	676	4 645	18 776	19 121	22 803
TOTAL.....	74 338	403 875	403 963	471 565	415 513	1 999 800	2 001 173	2 378 612
1123000	ALE, PORTER, STOUT, AND BEER						(GAL)	
CANADA.....	899 382	1 054 715	1 118 147	1 117 849	4 231 525	4 953 447	5 290 997	5 290 514
MEXICO.....	253 055	412 548	413 709	413 709	1 278 759	2 063 251	2 073 021	2 076 823
DOM REP.....	-	-	-	-	10 800	20 880	20 880	25 692
BRAZIL.....	2 419	4 751	4 751	6 213	4 838	8 911	8 911	11 813
SWEDEN.....	300	663	663	773	3 761	8 212	8 212	9 697
NORWAY.....	77 668	137 307	137 307	172 274	339 003	835 363	835 325	996 325
DENMARK.....	55 617	92 573	92 573	126 326	265 874	432 126	428 982	582 785
U KING.....	172 640	269 037	269 037	359 648	797 870	1 209 895	1 210 913	1 640 827
IRELAND.....	38 911	49 734	49 734	68 708	252 747	317 276	317 172	447 631
NETHLS.....	1 235 549	2 916 081	2 926 817	3 474 966	7 949 149	17 474 031	17 489 379	21 036 670
BELGIUM.....	3 278	8 642	8 642	10 807	32 867	75 097	75 097	88 835
FRANCE.....	3 587	7 582	7 582	8 932	10 194	22 177	22 177	26 317
W GERM.....	630 449	1 065 078	1 065 553	1 332 049	3 642 612	7 454 097	7 438 459	9 213 548
E GERM.....	-	-	-	-	5 400	15 960	15 960	18 600
AUSTRIA.....	12 176	19 349	18 692	25 165	18 330	27 136	26 818	36 573
CZECHO.....	25 685	31 524	33 184	45 232	79 241	103 528	106 508	141 564
SWITZLD.....	-	-	-	-	4 001	11 279	11 086	13 771
POLAND.....	1 580	2 013	2 013	2 775	22 595	25 326	25 326	36 215
SPAIN.....	3 168	4 499	4 499	6 788	19 768	28 146	28 147	40 203
ITALY.....	6 720	11 565	11 564	16 664	17 265	30 365	30 364	44 089
YUGOSLV.....	7 383	12 040	12 040	16 570	18 555	36 342	36 342	47 386
PHIL R.....	33 399	43 180	43 180	80 370	215 756	280 880	280 828	512 919
CHINA M.....	5 247	7 375	7 375	10 251	6 598	9 928	9 928	13 448
JAPAN.....	32 842	69 930	69 930	94 646	202 679	406 641	406 074	556 837
AUSTRAL.....	118 321	129 058	129 058	198 891	254 718	283 101	283 206	443 113
N ZEAL.....	4 829	8 134	8 134	13 286	8 654	13 959	13 959	21 200
OTH CTY.....	754	1 941	1 941	2 069	14 593	19 531	19 531	30 551
TOTAL.....	3 624 959	6 359 319	6 436 125	7 604 961	19 708 152	36 166 885	36 513 602	43 403 946
1124010	BRANDY						(PFG)	
MEXICO.....	4 230	31 193	31 559	31 559	22 621	138 965	139 331	139 506
PERU.....	-	-	-	-	1 230	11 875	11 875	13 233
CHILE.....	-	-	-	-	1 088	9 697	9 697	10 133
U KING.....	828	23 055	23 055	24 007	6 181	95 073	95 307	102 186
NETHLS.....	1 664	12 417	12 417	13 387	1 724	13 967	13 967	15 025
BELGIUM.....	3 240	14 220	14 220	16 988	31 754	151 985	151 985	178 595
FRANCE.....	179 426	3 117 525	3 119 070	3 299 975	785 497	12 278 382	12 279 063	13 071 763
W GERM.....	484	6 564	6 569	7 093	15 736	115 881	115 885	127 903
AUSTRIA.....	339	5 605	5 605	6 052	339	5 605	5 605	6 052
SWITZLD.....	240	12 633	12 633	12 978	480	23 423	23 423	24 193
SPAIN.....	39 923	201 202	201 204	233 675	208 074	984 224	984 558	1 152 636
PORTUGL.....	1 057	8 190	8 190	9 388	30 759	137 267	137 267	152 346
ITALY.....	14 088	35 363	35 363	40 989	94 028	236 779	236 689	277 640
YUGOSLV.....	6 087	28 207	28 207	34 563	12 818	71 319	71 319	89 206
GREECE.....	1 161	6 988	6 988	8 320	6 655	41 791	41 791	45 608
ISRAEL.....	91	865	865	999	9 054	46 170	46 170	55 388
OTH CTY.....	74	733	733	859	825	5 253	5 253	6 224
TOTAL.....	252 932	3 504 760	3 506 678	3 740 832	1 228 863	14 367 656	14 369 185	15 467 637
1124020	CORDIALS, LIQUEURS, KIRSCHWASSER, AND RATAFIA						(PFG)	
CANADA.....	24 353	153 145	155 316	156 430	72 961	439 332	445 239	449 746

Table 2. Schedule A Commodity by Country of Origin,
Customs Value, F.a.s. and C.i.f.—Continued

(For information on coverage, definitions of Customs, f.a.s., and c.i.f. values, see Explanation of Statistics. Shipments valued less than \$251 are shown only under Schedule A commodity number 990.0000 and excluded from all other commodities. OTH CTY represents total for countries averaging under \$1,000 per month based on Customs Value)

Country of origin	Schedule A commodity number, description and unit of quantity							
	Current month				Cumulative, January to date			
	Net quantity	Value (dollars)			Net quantity	Value (dollars)		
Customs		F.a.s.	C.i.f.	Customs		F.a.s.	C.i.f.	
MEXICO.....	28 609	146 823	148 091	148 205	265 961	1 174 951	1 192 846	1 193 374
BAHAMAS.....	124	1 880	1 884	1 941	1 338	19 091	19 095	19 960
JAMAICA.....	6 219	73 701	73 412	75 131	44 602	463 696	467 719	480 101
CHILE.....	-	-	-	-	1 532	12 223	12 223	14 171
DENMARK.....	2 116	26 108	26 108	29 260	9 508	127 053	127 038	140 731
U KING.....	60 056	830 242	829 427	890 451	220 473	3 005 994	3 004 470	3 235 325
IRELAND.....	2 440	26 541	26 541	29 889	13 820	219 138	219 138	240 411
NETHLDs.....	729	10 249	9 976	10 619	11 023	119 049	118 825	127 097
BELGIUM.....	87	1 160	1 160	1 275	1 285	19 263	19 263	20 823
FRANCE.....	74 022	1 243 243	1 240 442	1 325 260	334 152	4 793 391	4 788 227	5 171 741
W GERM.....	420	8 157	8 132	8 709	7 572	119 058	118 995	127 523
HUNGARY.....	-	-	-	-	1 078	6 100	6 100	7 270
SWITZLD.....	-	-	-	-	6 755	81 955	82 221	87 006
POLAND.....	1 342	8 859	8 859	10 024	3 083	19 578	19 578	22 589
SPAIN.....	-	-	-	-	5 186	46 931	46 931	51 121
ITALY.....	93 986	985 218	985 481	1 089 292	426 622	4 158 219	4 158 482	4 582 234
YUGOSLV.....	-	-	-	-	2 204	10 599	10 599	13 778
GREECE.....	23 265	228 973	228 973	257 070	84 591	765 544	765 160	872 439
ISRAEL.....	-	-	-	-	9 552	60 967	60 967	97 257
CHINA M.....	-	-	-	-	815	18 973	18 973	20 563
KOR REP.....	-	-	-	-	863	11 024	11 024	12 988
HG KONG.....	1 200	14 460	14 460	16 236	2 949	41 704	41 704	46 274
OTH CTY.....	698	4 318	4 318	5 429	3 777	21 601	21 551	26 111
TOTAL.....	319 666	3 763 077	3 762 580	4 055 221	1 531 702	15 755 434	15 776 368	17 060 643
1124030	GIN					(PFG)		
CANADA.....	395	1 304	1 304	1 454	4 929	17 416	18 428	18 676
DENMARK.....	-	-	-	-	675	8 100	8 100	9 141
U KING.....	506 487	2 686 027	2 678 548	3 034 249	1 725 604	8 872 745	8 864 387	10 014 170
NETHLDs.....	-	-	-	-	1 683	10 579	10 579	11 746
BELGIUM.....	-	-	-	-	660	10 219	10 219	10 969
FRANCE.....	324	5 261	5 261	5 755	1 036	16 164	16 164	18 070
W GERM.....	480	3 580	3 580	4 180	3 480	21 525	21 526	25 521
AUSTRIA.....	2 985	14 344	14 344	16 563	2 985	14 344	14 344	16 563
ITALY.....	-	-	-	-	1 019	5 550	5 550	6 555
UGANDA.....	-	-	-	-	2 400	9 000	9 000	15 600
OTH CTY.....	-	-	-	-	1 261	6 571	6 571	7 426
TOTAL.....	510 671	2 710 516	2 703 037	3 062 201	1 745 732	8 992 213	8 984 868	10 154 637
1124040	RUM					(PFG)		
CANADA.....	4 929	21 759	21 792	21 942	11 841	57 673	58 330	59 031
MEXICO.....	356	1 540	1 173	1 540	5 285	25 808	25 416	28 370
BAHAMAS.....	20 636	109 450	108 853	116 241	40 328	217 922	215 802	231 071
JAMAICA.....	14 332	42 480	42 480	51 042	101 908	271 309	271 459	310 636
HAITI.....	-	-	-	-	1 500	9 152	9 152	10 017
DOM REP.....	5 000	4 994	4 994	7 189	25 592	25 156	25 156	35 998
BARBADO.....	1 200	5 637	5 658	6 889	18 033	65 627	65 638	83 868
TRINID.....	115	432	432	564	8 755	30 082	30 082	39 358
F W IND.....	115	787	787	892	13 029	36 062	36 062	42 585
GUYANA.....	5 839	23 642	23 652	27 641	18 758	69 981	69 991	81 033
BRAZIL.....	97 701	182 875	182 875	221 499	97 701	182 875	182 875	221 499
OTH CTY.....	-	-	-	-	1 320	3 425	3 425	4 400
TOTAL.....	150 223	393 596	392 696	455 439	344 050	995 072	993 388	1 147 866
1124050	WHISKEY, SCOTCH AND IRISH					(PFG)		
U KING.....	3 641 692	20 409 455	20 373 626	22 422 996	19 354 748	112 245 943	112 165 537	123 345 489
IRELAND.....	26 169	173 920	173 931	190 639	54 704	389 117	389 160	432 886
TOTAL.....	3 667 861	20 583 375	20 547 557	22 613 635	19 409 452	112 635 060	112 554 697	123 778 375
1124060	WHISKEY, EXCEPT SCOTCH AND IRISH					(PFG)		
CANADA.....	3 887 789	20 861 839	20 955 272	20 973 080	17 767 108	90 349 245	90 700 798	90 816 978
JAPAN.....	267	2 766	2 766	3 374	2 234	20 725	20 725	25 438
TOTAL.....	3 888 056	20 864 605	20 958 038	20 976 454	17 769 342	90 369 970	90 721 523	90 842 416
1124070	AQUAVIT, ARRACK, SPIRITS AND PREPARATIONS FOR BEVERAGES, AND IMITATIONS OF BRANDY & WINES					(PFG)		
CANADA.....	11 583	49 466	50 618	51 051	48 512	195 676	197 587	204 413
MEXICO.....	476 195	1 182 820	1 186 831	1 191 087	2 219 509	5 627 258	5 654 620	5 675 932
BAHAMAS.....	164	1 150	1 150	1 292	1 535	6 317	6 317	7 049
TRINID.....	29 039	165 904	165 904	183 208	57 931	327 365	327 365	360 135
F W IND.....	-	-	-	-	9 519	54 085	54 085	59 857
DENMARK.....	586	2 828	2 828	3 649	13 245	61 695	61 695	68 191
U KING.....	7 657	51 877	51 888	58 390	29 210	166 062	165 433	186 294
BELGIUM.....	2 880	16 800	16 800	18 000	13 411	117 175	120 330	131 908
FRANCE.....	-	-	-	-	3 265	22 746	22 736	25 057
W GERM.....	-	-	-	-	6 820	42 193	42 252	48 470
POLAND.....	34 930	169 073	169 073	197 288	92 321	463 904	464 086	542 123
USSR.....	4 183	16 062	16 062	19 395	42 442	191 446	191 446	228 359
ITALY.....	13 802	66 300	66 300	72 246	46 425	210 200	210 200	230 094
LEBANON.....	-	-	-	-	1 876	13 800	13 800	15 836
ISRAEL.....	-	-	-	-	2 170	7 619	7 619	9 672
CHINA M.....	-	-	-	-	710	20 310	20 310	22 444
OTH CTY.....	555	2 507	2 507	3 462	2 735	13 734	13 734	17 364
TOTAL.....	581 574	1 724 787	1 729 961	1 799 068	2 591 636	7 541 585	7 573 615	7 833 198

Table 2. Schedule A Commodity by Country of Origin,
Customs Value, F.a.s. and C.i.f.—Continued

(For information on coverage, definitions of Customs, f.a.s., and c.i.f. values, see Explanation of Statistics. Shipments valued less than \$251 are shown only under Schedule A commodity number 990.0000 and excluded from all other commodities. OTH CTY represents total for countries averaging under \$1,000 per month based on Customs Value)

Country of origin	Schedule A commodity number, description and unit of quantity							
	Net quantity	Current month			Net quantity	Cumulative, January to date		
		Value (dollars)				Value (dollars)		
	Customs	F.a.s.	C.i.f.	Customs	F.a.s.	C.i.f.		
1210010	TOBACCO, WRAPPER							(LB)
MEXICO.....	-	-	-	-	5 432	8 690	8 690	9 294
HONDURA.....	81 642	174 464	174 464	181 482	273 111	692 722	692 724	719 160
NICARAG.....	55 050	239 469	239 469	246 250	452 239	1 693 375	1 693 375	1 746 537
ECUADOR.....	-	-	-	-	12 867	53 995	53 995	55 417
BELGIUM.....	689	7 717	7 717	7 816	1 196	13 721	13 721	13 923
CAMROON.....	-	-	-	-	49 928	406 618	406 618	413 000
OTH CTY.....	-	-	-	-	1 167	2 074	2 074	2 254
TOTAL.....	137 381	421 650	421 650	435 548	795 940	2 871 195	2 871 197	2 959 585
1210020	TOBACCO, MIXED, FILLER AND WRAPPER							(LB)
HONDURA.....	-	-	-	-	8 910	46 477	46 477	47 327
NICARAG.....	367	925	925	958	2 265	6 268	6 359	6 562
CAMROON.....	3 549	12 088	12 088	12 382	6 117	18 696	18 696	21 113
OTH CTY.....	-	-	-	-	1 611	4 017	4 017	4 383
TOTAL.....	3 916	13 013	13 013	13 340	18 903	75 458	75 549	79 385
1210030	TOBACCO, CIGARETTE LEAF							(LB)
MEXICO.....	4 366 689	2 819 139	2 833 466	2 843 248	4 999 145	3 172 418	3 189 123	3 198 905
GUATMAL.....	-	-	-	-	383 592	412 677	412 677	508 906
VENEZ.....	-	-	-	-	2 922 560	2 001 954	2 001 954	2 179 414
BRAZIL.....	7 724 225	5 695 609	5 695 609	6 275 254	13 113 692	8 539 834	8 539 834	9 460 418
ARGENT.....	996 669	607 649	607 649	680 830	3 201 567	1 403 102	1 403 102	1 605 961
ITALY.....	1 335 921	1 012 455	1 012 455	1 124 969	15 383 428	9 279 583	9 279 583	10 310 417
YUGOSLV.....	2 070 950	2 900 050	2 900 050	2 989 814	9 151 408	12 528 174	12 528 174	12 939 234
GREECE.....	31 076	50 464	50 464	51 862	13 749 336	21 356 434	21 348 377	22 049 201
BULGAR.....	2 631 377	3 097 706	3 097 706	3 231 999	14 117 948	16 892 870	16 892 870	17 636 203
TURKEY.....	2 006 088	2 876 757	2 915 185	3 004 738	57 379 699	75 749 453	75 885 143	78 848 704
SYRIA.....	1 102 300	1 168 099	1 168 099	1 214 007	3 488 690	3 520 840	3 533 212	3 699 808
LEBANON.....	1 856 244	1 983 363	1 983 363	2 087 829	6 773 001	8 816 193	8 816 193	9 161 725
BURMA.....	-	-	-	-	152 320	50 266	50 266	62 137
THAILND.....	-	-	-	-	442 196	287 250	287 250	331 663
INDNSIA.....	7 021	1 573	1 573	2 079	158 786	66 283	66 283	87 218
PHIL R.....	-	-	-	-	45 791	20 449	20 449	23 924
CHINA M.....	-	-	-	-	791 883	452 610	452 610	503 946
KOR REP.....	1 827 054	1 315 874	1 315 874	1 483 019	9 137 864	4 605 341	4 605 341	5 416 295
MOZAMBO.....	-	-	-	-	403 270	347 085	347 085	380 103
MALAWI.....	-	-	-	-	66 059	48 038	48 038	54 191
OTH CTY.....	14 196	3 165	3 165	3 725	16 509	5 654	5 654	7 552
TOTAL.....	25 969 810	23 531 903	23 584 658	24 993 373	155 878 744	169 556 508	169 713 218	178 465 925
1210040	TOBACCO, FILLER, NOT STEMMED, NES							(LB)
CANADA.....	37 733	20 415	20 415	20 415	37 733	20 415	20 415	20 415
MEXICO.....	-	-	-	-	565 245	275 656	275 656	302 757
HONDURA.....	128 748	129 653	149 653	157 474	707 406	661 806	681 806	718 571
NICARAG.....	320 045	82 730	82 730	93 159	447 726	184 682	184 682	204 923
C RICA.....	-	-	-	-	21 607	11 213	11 213	13 388
DOM REP.....	161 498	86 098	86 098	92 819	7 956 154	4 178 270	4 178 270	4 491 911
COLOMB.....	1 035 310	477 502	477 502	514 680	1 258 179	570 309	570 309	617 493
ECUADOR.....	6 972	11 957	11 957	13 252	30 595	55 475	55 475	59 394
BRAZIL.....	762 966	457 470	457 470	500 354	1 549 214	964 516	964 516	1 108 271
ARGENT.....	285 141	80 193	80 193	100 933	481 857	137 877	137 877	172 790
W GERM.....	-	-	-	-	17 498	5 953	5 953	7 757
TURKEY.....	240 991	53 563	53 563	61 631	240 991	53 563	53 563	61 631
INDIA.....	220 460	151 905	151 905	181 076	721 350	263 466	263 466	341 686
INDNSIA.....	-	-	-	-	674 926	250 260	250 260	310 546
PHIL R.....	690 082	219 313	219 313	267 938	1 142 252	386 626	386 626	468 104
NIGERIA.....	-	-	-	-	168 703	34 140	34 140	45 312
OTH CTY.....	-	-	-	-	11 885	4 987	4 987	6 211
TOTAL.....	3 889 946	1 770 799	1 790 799	2 003 731	16 083 321	8 059 214	8 079 214	8 951 160
1210050	TOBACCO, FILLER, STEMMED							(LB)
MEXICO.....	-	-	-	-	100 629	125 786	125 786	129 755
HONDURA.....	36 071	69 828	69 828	73 322	386 337	562 877	562 726	583 492
NICARAG.....	-	-	-	-	41 092	67 334	67 334	71 180
JAMAICA.....	-	-	-	-	32 400	49 248	49 248	50 257
DOM REP.....	124 140	195 695	195 695	199 203	675 249	1 099 498	1 099 499	1 122 917
ECUADOR.....	1 770	3 540	3 540	3 777	4 110	8 220	8 220	8 775
BRAZIL.....	191 587	132 554	132 554	144 210	255 276	205 620	205 620	222 026
INDIA.....	-	-	-	-	7 588	9 105	9 105	9 594
PHIL R.....	-	-	-	-	243 110	141 009	141 009	159 427
TOTAL.....	353 568	401 617	401 617	420 512	1 745 791	2 268 697	2 268 547	2 357 423
1210060	TOBACCO, SCRAP							(LB)
CANADA.....	686 104	885 088	885 728	885 728	803 138	916 230	919 706	919 706
MEXICO.....	-	-	-	-	1 167 747	959 872	959 972	1 010 843
GUATMAL.....	376 400	489 320	489 320	510 672	611 764	726 059	726 059	758 315
HONDURA.....	-	-	-	-	135 965	73 435	73 435	78 481
NICARAG.....	-	-	-	-	38 041	23 428	23 428	26 034
PANAMA.....	-	-	-	-	187 310	165 505	165 505	180 919
DOM REP.....	336 574	226 187	226 187	232 174	1 278 568	863 573	863 573	898 765
COLOMB.....	234 519	161 196	161 196	171 162	1 266 490	895 457	895 457	953 647
BRAZIL.....	707 852	786 956	786 956	836 857	833 583	813 802	813 802	871 180
PARAGUA.....	211 260	95 348	95 348	112 583	2 394 046	884 220	884 220	1 068 903

Table 2. Schedule A Commodity by Country of Origin,
Customs Value, F.a.s. and C.i.f.—Continued

(For information on coverage, definitions of Customs, f.a.s., and c.i.f. values, see Explanation of Statistics. Shipments valued less than \$251 are shown only under Schedule A commodity number 990.0000 and excluded from all other commodities. OTH CTY represents total for countries averaging under \$1,000 per month based on Customs Value)

Country of origin	Schedule A commodity number, description and unit of quantity							
	Current month				Cumulative, January to date			
	Net quantity	Value (dollars)			Net quantity	Value (dollars)		
Customs		F.a.s.	C.i.f.	Customs		F.a.s.	C.i.f.	
ARGENT.....	657 085	688 778	688 778	745 157	2 138 104	1 296 568	1 296 568	1 453 066
ITALY.....	-	-	-	-	1 067 589	534 871	534 871	611 713
TURKEY.....	1 563 724	319 185	347 557	401 144	5 330 465	1 094 845	1 132 623	1 320 543
SYRIA.....	93 854	21 286	21 286	24 502	122 514	37 536	37 536	41 982
BURMA.....	-	-	-	-	580 160	196 022	196 022	214 117
INDNSIA.....	419 468	147 443	147 443	166 997	1 603 794	418 867	418 867	567 984
PHIL R.....	1 919 320	729 383	729 318	866 683	8 403 641	2 876 331	2 876 262	3 457 223
KOR REP.....	2 557 865	2 739 755	2 739 755	2 905 726	5 859 670	6 076 812	6 076 812	6 453 526
MOZAMBQ.....	148 264	161 318	161 318	178 658	513 288	549 305	549 305	611 700
MALAWI.....	-	-	-	-	233 833	116 905	116 905	137 715
OTH CTY.....	23 346	3 022	3 022	4 776	75 469	17 734	17 734	26 533
TOTAL.....	9 935 635	7 454 265	7 483 212	8 042 819	34 645 179	19 537 377	19 578 662	21 662 895
1210070	TOBACCO, LEAF, PRODUCT OF TWO OR MORE COUNTRIES, AND TOBACCO STEMS (LB)							
CANADA.....	426 277	41 827	41 827	41 827	462 594	43 749	44 200	44 200
DOM REP.....	127 048	29 006	29 006	31 597	216 037	33 062	33 062	39 190
COLOMB.....	120 630	14 129	14 129	16 684	134 630	14 409	14 409	16 992
BRAZIL.....	1 530 114	79 953	79 953	173 770	1 535 509	80 721	80 721	174 849
INDNSIA.....	39 440	7 033	7 033	8 288	57 965	8 412	8 412	9 865
PHIL R.....	75 562	6 296	6 296	7 992	118 926	8 616	8 616	10 822
KOR REP.....	432 892	10 822	10 822	11 892	432 892	10 822	10 822	11 892
MALAWI.....	-	-	-	-	187 000	33 626	33 626	35 225
OTH CTY.....	99 903	4 947	4 947	5 887	135 217	8 835	8 835	11 322
TOTAL.....	2 851 866	194 013	194 013	297 937	3 280 770	242 252	242 703	354 357
1221000	CIGARS AND CHERROOTS (NO)							
CANADA.....	148 000	2 053	2 100	2 100	1 146 200	15 744	15 983	16 086
MEXICO.....	507 125	128 411	128 411	134 263	2 287 440	571 855	571 855	597 418
HONDURA.....	849 925	131 593	131 593	135 365	3 908 022	605 256	605 170	619 430
NICARAG.....	726 015	132 714	132 714	135 373	3 107 555	577 249	577 249	588 014
C RICA.....	-	-	-	-	112 800	27 140	27 140	28 439
JAMAICA.....	711 455	244 586	244 586	251 035	3 109 730	1 126 946	1 126 945	1 153 944
HAITI.....	-	-	-	-	24 642	9 765	9 765	10 074
DOM REP.....	260 250	67 149	67 149	68 796	733 658	197 943	197 943	202 558
BRAZIL.....	655 000	29 983	29 983	32 868	2 717 850	119 393	119 393	132 889
DENMARK.....	200 525	10 787	10 787	11 232	284 525	14 709	14 709	15 441
NETHLDs.....	264 150	38 325	38 326	42 963	6 625 559	443 871	443 846	473 154
FRANCE.....	-	-	-	-	56 800	20 770	20 770	21 398
W GERM.....	210 000	13 789	13 789	15 074	422 500	36 416	36 416	40 858
SWITZLD.....	1 500	262	262	287	336 900	21 583	21 583	23 567
SPAIN.....	37 000	5 340	5 340	5 735	881 230	237 287	237 160	252 918
PHIL R.....	174 000	16 018	16 018	17 045	697 100	45 527	45 527	49 510
CNRY I.....	1 253 138	362 652	362 652	379 651	9 227 256	2 075 750	2 075 749	2 208 513
OTH CTY.....	-	-	-	-	79 550	4 533	4 533	5 662
TOTAL.....	5 998 083	1 183 662	1 183 710	1 231 787	35 759 317	6 151 737	6 151 736	6 439 873
1222000	CIGARETTES (NO)							
CANADA.....	17 663 120	130 722	130 963	132 011	98 528 920	637 728	639 312	643 560
DENMARK.....	-	-	-	-	2 500 000	19 505	19 505	20 613
U KING.....	34 377 000	268 295	268 295	300 793	190 680 220	1 373 701	1 366 144	1 543 633
BELGIUM.....	-	-	-	-	1 000 000	6 410	6 410	7 310
W GERM.....	1 950 000	14 028	14 028	15 240	4 323 000	33 495	33 794	36 899
INDNSIA.....	541 000	2 870	2 870	4 034	1 428 900	9 718	9 718	12 868
OTH CTY.....	495 000	1 750	1 750	2 202	2 980 000	16 665	16 665	20 446
TOTAL.....	55 026 120	417 665	417 906	454 280	301 441 040	2 097 222	2 091 548	2 285 329
1223000	TOBACCO, NSPF, MANUFACTURED OR NOT, INCLUDE SNUFF & SNUFF FLOUR, SMOKING AND CHEWING (LB)							
CANADA.....	957	1 899	1 915	2 013	3 948	7 925	7 972	8 455
BRAZIL.....	31 746	44 568	44 568	51 312	31 746	44 568	44 568	51 312
SWEDEN.....	328 525	718 994	693 187	735 359	1 523 960	3 181 912	3 001 020	3 200 474
NORWAY.....	3 626	14 678	14 678	15 624	6 078	21 679	21 702	23 257
DENMARK.....	114 851	182 132	182 082	193 483	500 185	830 379	830 329	886 881
U KING.....	43 920	136 011	136 010	145 651	230 275	489 741	489 307	534 359
IRELAND.....	-	-	-	-	63 197	107 694	107 714	123 338
NETHLDs.....	318 612	596 978	597 428	656 184	1 292 567	2 285 419	2 284 057	2 512 413
W GERM.....	-	-	-	-	45 036	2 915 468	2 915 468	100 595
OTH CTY.....	1 224	2 089	2 089	2 375	5 402	12 878	12 878	13 781
TOTAL.....	843 461	1 697 349	1 671 957	1 802 001	3 702 394	7 073 663	6 891 015	7 454 865

Table 2. Schedule A Commodity by Country of Origin, Customs Value, F.a.s. and C.i.f.—Continued

(For information on coverage, definitions of Customs, f.a.s., and c.i.f. values, see Explanation of Statistics. Shipments valued less than \$251 are shown only under Schedule A commodity number 990.0000 and excluded from all other commodities. OTH CTY represents total for countries averaging under \$1,000 per month based on Customs Value)

Country of origin	Schedule A commodity number, description and unit of quantity							
	Current month				Cumulative, January to date			
	Net quantity	Value (dollars)			Net quantity	Value (dollars)		
Customs		F.a.s.	C.i.f.	Customs		F.a.s.	C.i.f.	
2111010	HIDES, BUFFALO							(PC)
U KING.....	-	-	-	-	2 496	93 577	93 577	98 468
INDIA.....	2 660	8 802	8 802	10 019	12 221	58 443	58 443	66 141
THAILND.....	6 429	39 202	39 202	40 957	29 734	363 072	363 072	383 222
TOTAL.....	9 089	48 004	48 004	50 976	44 451	515 092	515 092	547 891
2111020	HIDES, CATTLE, WHOLE AND PIECES, RAW OR CURED							(LB)
CANADA.....	3 636 375	737 512	749 708	749 708	13 805 908	2 219 369	2 257 849	2 257 849
MEXICO.....	-	-	-	-	42 412	8 905	9 123	9 123
IRELAND.....	-	-	-	-	48 589	10 095	10 095	12 487
OTH CTY.....	-	-	-	-	40 324	4 283	4 283	7 731
TOTAL.....	3 636 375	737 512	749 708	749 708	13 937 233	2 242 652	2 281 350	2 287 190
2111030	HIDES, WHOLE, HORSE, COLT, ASS AND MULE							(PC)
FRANCE.....	-	-	-	-	1 964	23 215	23 215	26 797
OTH CTY.....	-	-	-	-	720	1 122	1 122	1 122
TOTAL.....	-	-	-	-	2 684	24 337	24 337	27 919
2111040	HIDES, HORSE, COLT, ASS, AND MULE, RAW OR CURED, EXCEPT WHOLE							(PC)
CANADA.....	1 799	3 744	3 744	3 744	4 724	5 940	5 948	5 948
FRANCE.....	-	-	-	-	1 100	18 560	18 560	20 346
TOTAL.....	1 799	3 744	3 744	3 744	5 824	24 500	24 508	26 294
2112000	HIDES, CALF AND KIP, WHOLE, RAW, CURED OR UNCURED, DRIED, SALTED, ETC							(PC)
CANADA.....	20 792	85 081	85 882	85 882	51 284	261 044	263 839	263 839
FRANCE.....	-	-	-	-	17 033	176 013	176 013	188 883
OTH CTY.....	1 667	1 059	1 059	1 263	1 792	3 070	3 070	3 291
TOTAL.....	22 459	86 140	86 941	87 145	70 109	440 127	442 922	456 013
2114000	SKINS, GOAT AND KID							(PC)
PERU.....	-	-	-	-	5 104	39 342	39 342	41 647
CHILE.....	4 368	10 033	10 033	10 940	16 528	33 669	33 109	35 703
BRAZIL.....	-	-	-	-	6 547	18 985	19 985	19 788
W GERM.....	-	-	-	-	7 920	25 080	25 080	25 881
IRAN.....	23 760	74 385	74 385	79 200	97 236	299 377	299 377	314 874
YEMEN S.....	-	-	-	-	12 000	23 000	23 000	23 665
AFGHAN.....	6 738	19 271	19 271	20 606	39 138	116 134	116 134	122 624
INDNSIA.....	-	-	-	-	36 000	79 252	79 252	86 364
AUSTRAL.....	3 000	10 259	10 259	10 871	16 333	53 188	53 188	57 295
N ZEAL.....	-	-	-	-	3 132	10 168	10 168	10 528
NIGERIA.....	-	-	-	-	22 416	55 932	55 932	57 310
ETHIOP.....	-	-	-	-	99 598	242 369	242 369	253 374
REP SAF.....	6 000	18 065	18 065	19 346	6 000	18 065	18 065	19 346
OTH CTY.....	1 725	2 086	2 086	2 218	7 025	8 556	8 556	9 461
TOTAL.....	45 591	134 099	134 099	143 181	374 977	1 023 117	1 022 557	1 077 860
2116000	SKINS, SHEEP AND LAMB, WHOLE, RAW OR UNDRRESSED, WOOL ON, EXCEPT PERSIAN, CARACUL, ETC							(PC)
CANADA.....	-	-	-	-	-	10 188	10 198	10 198
U KING.....	-	-	-	-	-	10 875	11 965	11 965
FRANCE.....	-	-	-	-	-	44 606	44 606	48 992
YEMEN A.....	-	30 499	30 499	34 750	-	59 852	59 852	65 600
N ZEAL.....	-	-	-	-	-	27 745	27 745	30 166
SUDAN.....	-	-	-	-	-	205 701	205 701	214 929
NIGERIA.....	-	71 414	71 414	75 091	-	336 619	336 619	353 252
ETHIOP.....	-	-	-	-	-	27 403	27 403	29 008
AFRS IS.....	-	25 406	25 406	27 000	-	25 406	25 406	27 000
OTH CTY.....	-	348	348	402	-	5 048	5 048	5 567
TOTAL.....	-	127 667	127 667	137 243	-	753 443	753 453	796 677
2117020	SKINS, HAIR SHEEP, AND CABRETTA, RAW OR CURED							(PC)
SWEDEN.....	-	-	-	-	975	7 539	7 539	10 452
U KING.....	-	-	-	-	5 910	27 371	27 371	29 895
OTH CTY.....	-	-	-	-	288	641	677	677
TOTAL.....	-	-	-	-	7 173	35 551	35 587	41 024
2117050	SKINS, SHEEP AND LAMB, NSPF, PICKLED, NOT SPLIT							(PC)
HAITI.....	4 145	30 184	30 184	30 585	4 145	30 184	30 184	30 585
FINLAND.....	17 040	92 980	92 980	95 064	80 796	295 879	295 879	310 680
U KING.....	9 321	16 857	16 857	17 937	82 821	229 300	229 347	238 540
FRANCE.....	31 200	31 428	31 428	34 540	64 320	78 279	78 319	85 150
W GERM.....	-	-	-	-	120 016	586 931	586 931	611 580
GREECE.....	-	-	-	-	6 216	22 812	22 812	23 310
TURKEY.....	-	-	-	-	9 978	52 035	52 035	54 465
LEBANON.....	-	-	-	-	44 828	86 956	86 956	89 702
IRAN.....	409 707	2 144 099	2 144 099	2 234 813	1 956 587	9 856 088	9 856 092	10 261 632
ISRAEL.....	-	-	-	-	23 910	148 985	148 985	154 466
S ARAB.....	-	-	-	-	13 564	52 391	52 391	53 828
YEMEN S.....	-	-	-	-	12 000	27 062	27 062	28 750
AFGHAN.....	58 308	183 591	183 591	192 990	153 744	513 692	513 692	542 243
INDNSIA.....	-	-	-	-	3 000	6 844	6 844	7 456
AUSTRAL.....	-	-	-	-	178 512	141 931	141 931	156 691

Table 2. **Schedule A Commodity by Country of Origin, Customs Value, F.a.s. and C.i.f.—Continued**

(For information on coverage, definitions of Customs, f.a.s., and c.i.f. values, see Explanation of Statistics. Shipments valued less than \$251 are shown only under Schedule A commodity number 990.0000 and excluded from all other commodities. OTH CTY represents total for countries averaging under \$1,000 per month based on Customs Value)

Country of origin	Schedule A commodity number, description and unit of quantity								
	Current month				Cumulative, January to date				
	Net quantity	Value (dollars)			Net quantity	Value (dollars)			
Customs		F.a.s.	C.i.f.	Customs		F.a.s.	C.i.f.		
N ZEAL.....	536 804	847 587	847 791	919 042	3 426 392	5 774 877	5 776 540	6 182 133	
SUDAN.....	-	-	-	-	3 000	14 537	14 537	15 009	
NIGERIA.....	15 768	47 051	47 051	48 258	257 248	840 560	840 560	864 997	
ETHIOP.....	2 400	4 663	4 663	5 000	235 656	733 396	733 396	752 071	
KENYA.....	-	-	-	-	5 400	11 391	11 391	11 758	
REP SAF.....	15 511	28 494	28 494	30 262	42 627	89 861	89 861	94 608	
OTH CTY.....	1 500	1 280	1 280	1 473	3 300	3 695	3 695	3 986	
TOTAL.....	1 101 704	3 428 214	3 428 418	3 609 964	6 728 060	19 597 686	19 599 440	20 573 640	
2117060	SKINS, SHEEP AND LAMB, NSPF, PICKLED, SPLIT							(LB)	
CANADA.....	67 385	20 263	20 463	20 463	109 466	38 951	39 196	39 196	
U KING.....	-	-	-	-	33 509	38 268	38 268	40 691	
USSR.....	-	-	-	-	76 014	80 000	80 000	82 138	
LEBANON.....	-	-	-	-	1 200	5 605	5 605	5 800	
IRAN.....	-	-	-	-	199 814	412 606	412 606	429 792	
INDNSIA.....	10 205	24 546	24 106	24 522	10 205	24 546	24 106	24 522	
SUDAN.....	27 358	50 129	50 129	52 561	27 358	50 129	50 129	52 561	
NIGERIA.....	37 112	11 081	11 081	13 252	43 285	16 535	16 535	19 085	
ETHIOP.....	878	3 941	3 941	4 000	45 384	167 517	167 517	172 441	
REP SAF.....	5 817	11 270	11 270	11 778	29 817	52 416	52 416	55 778	
TOTAL.....	148 755	121 230	120 990	126 576	576 052	886 573	886 378	922 004	
2119020	SKINS, REPTILE, RAW OR CURED							(PC)	
GUYANA.....	-	-	-	-	6 241	22 223	22 223	22 706	
F GUIAN.....	3 900	15 640	15 640	16 348	22 499	78 421	78 421	93 454	
BRAZIL.....	6 000	11 900	11 900	12 613	16 000	30 215	30 215	31 878	
PARAGUA.....	15 000	18 750	18 750	25 924	27 000	32 250	32 250	40 387	
ARGENT.....	31 742	30 350	30 350	31 133	75 716	77 983	77 983	80 340	
GUINEA.....	-	-	-	-	3 298	11 396	11 396	12 753	
OTH CTY.....	-	-	-	-	5 920	11 636	11 627	13 499	
TOTAL.....	56 642	76 640	76 640	86 018	156 674	264 124	264 115	295 017	
2119030	SKINS, CARPINCHO, WILD PIG AND HOG, RAW OR CURED							(PC)	
CANADA.....	77 931	15 366	16 389	16 389	508 469	105 746	114 068	114 068	
BOLIVIA.....	32 390	52 200	52 200	55 266	34 990	67 600	67 600	72 791	
BRAZIL.....	3 000	9 630	9 630	10 501	3 000	9 630	9 630	10 501	
PARAGUA.....	5 000	13 000	13 000	16 748	9 000	26 000	26 000	30 133	
ARGENT.....	2 290	8 015	8 015	8 786	19 090	69 242	69 242	75 579	
W GERM.....	3 030	11 703	11 703	12 067	6 930	28 864	28 864	29 703	
OTH CTY.....	-	-	-	-	2 630	1 740	1 740	3 266	
TOTAL.....	123 641	109 914	110 937	119 757	584 109	308 822	317 144	336 041	
2119040	SKINS, DEER, BUCK OR DOE, RAW OR CURED							(PC)	
CANADA.....	537	2 160	2 225	2 225	9 471	41 734	41 978	41 978	
SURINAM.....	-	-	-	-	7 250	14 499	14 499	16 355	
SWEDEN.....	-	-	-	-	6 838	53 843	53 843	62 965	
NORWAY.....	-	-	-	-	2 806	30 318	30 318	35 473	
U KING.....	-	-	-	-	12 751	43 690	43 690	50 028	
W GERM.....	-	-	-	-	1 880	7 611	7 611	10 277	
PORTUGL.....	-	-	-	-	3 412	6 783	6 783	6 974	
AUSTRAL.....	-	-	-	-	1 640	8 633	8 633	8 846	
N ZEAL.....	-	-	-	-	3 338	9 786	9 786	11 912	
REP SAF.....	-	-	-	-	13 990	39 971	39 971	44 883	
OTH CTY.....	25	1 373	1 373	1 468	1 375	5 242	5 242	6 028	
TOTAL.....	562	3 533	3 598	3 693	64 751	262 110	262 354	295 719	
2119050	HIDES AND SKINS, EXCEPT FURSKINS, RAW OR CURED, NSPF								
CANADA.....	-	184 796	189 554	189 554	-	939 774	956 994	956 994	
MEXICO.....	-	4 671	4 671	5 302	-	22 569	22 569	25 079	
SWEDEN.....	-	-	-	-	-	21 599	21 599	25 300	
REP SAF.....	-	-	-	-	-	13 980	13 980	22 455	
OTH CTY.....	-	2 265	2 265	4 971	-	12 934	12 949	17 935	
TOTAL.....	-	191 732	196 490	199 827	-	1 010 656	1 028 091	1 047 763	
2119060	HAIR, ON THE SKIN, CAMEL, ALPACA LLAMA AND VICUNA, ANGORA GOAT, AND ANGORA RABBIT							(CLB)	
PERU.....	-	-	-	-	3 702	6 480	6 480	6 811	
TOTAL.....	-	-	-	-	3 702	6 480	6 480	6 811	
2120005	FURSKINS, PERSIAN LAMB AND CARACUL, WHOLE, RAW OR UNDRRESSED							(NO)	
USSR.....	3 056	23 408	23 408	24 484	31 246	257 534	257 534	265 956	
AFGHAN.....	6 926	60 994	60 994	63 132	8 230	77 385	77 385	79 851	
REP SAF.....	586	16 463	16 463	16 890	1 114	61 572	61 572	62 978	
SW AFR.....	1 682	19 915	19 915	20 613	2 366	33 457	33 457	34 413	
TOTAL.....	12 250	120 780	120 780	125 119	42 956	429 948	429 948	443 198	
2120010	FURSKINS, BEAVER, WHOLE, RAW OR UNDRRESSED							(NO)	
CANADA.....	669	12 450	12 501	12 643	19 901	366 587	366 829	368 982	
TOTAL.....	669	12 450	12 501	12 643	19 901	366 587	366 829	368 982	
2120015	FURSKINS, FOX, WHOLE, UNDRRESSED, EXCEPT SILVER, BLACK AND PLATINUM							(NO)	
CANADA.....	3 137	90 938	90 971	91 241	31 636	1 089 903	1 090 181	1 094 045	

Table 2. Schedule A Commodity by Country of Origin, Customs Value, F.a.s. and C.i.f.—Continued

(For information on coverage, definitions of Customs, f.a.s., and c.i.f. values, see Explanation of Statistics. Shipments valued less than \$251 are shown only under Schedule A commodity number 990.0000 and excluded from all other commodities. OTH CTY represents total for countries averaging under \$1,000 per month based on Customs Value)

Country of origin	Schedule A commodity number, description and unit of quantity							
	Current month				Cumulative, January to date			
	Net quantity	Value (dollars)			Net quantity	Value (dollars)		
Customs		F.a.s.	C.i.f.	Customs		F.a.s.	C.i.f.	
ARGENT.....	1 500	19 500	19 500	19 658	5 829	63 716	63 716	65 330
SWEDEN.....	-	-	-	-	106	5 515	5 515	6 110
NORWAY.....	14 836	841 617	841 617	857 654	64 235	3 733 373	3 637 173	3 704 200
FINLAND.....	4 498	227 709	227 709	231 485	30 485	1 655 325	1 655 325	1 679 161
DENMARK.....	135	4 996	4 996	5 098	5 298	281 891	281 891	286 191
U KING.....	-	-	-	-	1 299	75 013	75 013	75 627
POLAND.....	4 750	204 719	204 719	208 799	16 528	832 628	832 628	843 603
IRAN.....	-	-	-	-	5 475	54 160	54 160	54 928
MONGOLA.....	-	-	-	-	700	11 023	11 023	11 290
AUSTRAL.....	-	-	-	-	2 072	34 521	34 521	35 073
OTH CTY.....	-	-	-	-	42	3 695	3 695	3 621
TOTAL.....	28 856	1 389 479	1 389 512	1 413 935	163 705	7 840 763	7 744 841	7 859 379
2120020	FURSKINS, HARE, WHOLE, RAW OR UNDRRESSED							(NO)
BOLIVIA.....	-	-	-	-	18 264	10 332	10 332	10 641
CHILE.....	-	-	-	-	50 575	23 141	23 141	24 159
W GERM.....	-	-	-	-	174 300	52 291	52 291	56 391
TURKEY.....	35 000	18 288	18 288	19 136	65 000	43 288	43 288	45 561
JAPAN.....	-	-	-	-	56 000	21 368	21 368	22 677
OTH CTY.....	-	-	-	-	1 840	472	472	525
TOTAL.....	35 000	18 288	18 288	19 136	385 979	150 892	150 892	159 954
2120025	FURSKINS, MINK EXCEPT JAPANESE, WHOLE, RAW OR UNDRRESSED							(NO)
CANADA.....	16 080	225 351	225 372	225 505	329 924	4 785 679	4 786 896	4 792 390
SWEDEN.....	95 446	1 113 558	1 112 558	1 135 736	234 771	3 217 061	3 216 061	3 271 438
NORWAY.....	28 856	408 579	408 579	412 840	112 655	1 614 252	1 614 252	1 639 759
FINLAND.....	34 319	652 124	652 124	658 011	222 227	3 551 290	3 551 290	3 594 181
DENMARK.....	30 003	521 111	521 111	526 226	383 775	6 040 650	6 040 645	6 106 696
NETHLDs.....	127	1 815	1 815	1 850	20 026	262 719	262 719	266 570
W GERM.....	12 229	125 226	125 226	127 798	13 095	134 601	134 601	137 551
E GERM.....	12 165	119 835	119 835	121 145	35 493	399 927	399 927	404 930
CZECHO.....	8 265	91 606	91 606	93 236	13 904	144 773	144 773	146 847
POLAND.....	6 591	75 681	75 681	77 068	48 984	611 523	611 523	618 582
SPAIN.....	-	-	-	-	800	6 400	6 400	6 467
BULGAR.....	-	-	-	-	5 712	21 001	21 001	21 944
OTH CTY.....	-	-	-	-	297	2 243	2 243	2 426
TOTAL.....	244 081	3 334 886	3 333 907	3 379 415	1 421 663	20 792 119	20 792 331	21 009 781
2120035	FURSKINS, OTTER, WHOLE, RAW OR UNDRRESSED							(NO)
CANADA.....	-	-	-	-	615	30 597	30 602	30 719
CHINA M.....	-	-	-	-	227	5 568	5 568	5 596
TOTAL.....	-	-	-	-	842	36 165	36 170	36 317
2120040	FURSKINS, RABBIT, WHOLE, RAW OR UNDRRESSED							(LB)
CANADA.....	-	-	-	-	7 441	8 013	8 013	8 013
BRAZIL.....	92 716	44 000	44 000	50 022	509 330	64 305	64 305	86 783
NETHLDs.....	15 461	8 680	8 680	10 572	15 461	8 680	8 680	10 572
BELGIUM.....	19 616	43 332	43 332	44 778	74 847	100 658	100 658	104 853
FRANCE.....	331 630	578 740	578 730	601 545	1 143 067	1 589 225	1 616 015	1 693 762
W GERM.....	11 956	7 774	7 774	9 175	29 588	29 720	29 720	33 179
E GERM.....	-	-	-	-	22 046	20 070	20 070	20 603
CZECHO.....	12 727	24 380	24 380	25 601	12 727	24 380	24 380	25 601
POLAND.....	-	-	-	-	22 046	14 560	14 560	17 519
AUSTRAL.....	-	-	-	-	22 804	8 122	8 122	10 037
OTH CTY.....	-	-	-	-	2 205	1 745	1 745	2 038
TOTAL.....	484 106	706 906	706 896	741 693	1 861 562	1 869 478	1 896 268	2 012 960
2120045	FURSKINS, SABLE, WHOLE, RAW OR UNDRRESSED							(NO)
CANADA.....	1 057	16 906	16 909	16 924	4 585	82 641	82 654	82 676
W GERM.....	-	-	-	-	281	23 012	23 012	23 153
USSR.....	190	4 617	4 617	4 872	13 712	556 513	556 513	561 390
TOTAL.....	1 247	21 523	21 526	21 796	18 578	662 166	662 179	667 219
2120050	FURSKINS, SQUIRREL, WHOLE, RAW OR UNDRRESSED							(NO)
USSR.....	30 000	33 602	33 602	34 919	30 005	35 195	35 195	36 515
OTH CTY.....	-	-	-	-	3 475	4 033	4 033	4 272
TOTAL.....	30 000	33 602	33 602	34 919	33 480	39 228	39 228	40 787
2120055	FURSKINS, WHOLE, RAW OR UNDRRESSED, NSPF							
CANADA.....	-	488 869	488 963	490 038	-	2 576 371	2 577 800	2 586 243
LW WW I.....	-	-	-	-	-	6 721	6 721	7 349
ARGENT.....	-	19 200	19 200	20 716	-	99 355	99 355	103 422
U KING.....	-	20 000	20 000	20 200	-	60 225	60 225	61 404
FRANCE.....	-	48 799	48 799	49 858	-	53 601	53 601	55 710
W GERM.....	-	-	-	-	-	6 000	6 000	6 091
POLAND.....	-	34 107	34 107	35 119	-	143 246	143 246	146 479
USSR.....	-	6 581	6 581	6 648	-	112 646	112 646	114 690
MONGOLA.....	-	-	-	-	-	19 154	19 154	19 327
JAPAN.....	-	-	-	-	-	38 800	38 800	39 544
AUSTRAL.....	-	1 380	1 380	1 473	-	184 350	185 976	194 966
N ZEAL.....	-	107 919	107 919	111 022	-	969 102	970 202	1 009 482
KENYA.....	-	-	-	-	-	5 071	5 071	5 920
OTH CTY.....	-	1 847	1 847	2 036	-	10 804	10 804	11 187
TOTAL.....	-	728 702	728 796	737 110	-	4 285 446	4 289 601	4 361 814

Table 2. Schedule A Commodity by Country of Origin,
Customs Value, F.a.s. and C.i.f.—Continued

(For information on coverage, definitions of Customs, f.a.s., and c.i.f. values, see Explanation of Statistics. Shipments valued less than \$251 are shown only under Schedule A commodity number 990.0000 and excluded from all other commodities. OTH CTY represents total for countries averaging under \$1,000 per month based on Customs Value)

Country of origin	Schedule A commodity number, description and unit of quantity							
	Current month				Cumulative, January to date			
	Net quantity	Value (dollars)			Net quantity	Value (dollars)		
Customs		F.a.s.	C.i.f.	Customs		F.a.s.	C.i.f.	
2120060	FURSKIN TAILS, PAWS AND PIECES, RAW OR UNDRESSED, AND CASHMERE GOAT HAIR ON THE SKIN							
CANADA.....	-	104 040	104 050	105 392	-	337 046	337 160	340 371
MEXICO.....	-	-	-	-	-	7 090	7 090	7 157
FRANCE.....	-	18 541	18 541	19 337	-	65 776	65 776	68 846
W GERM.....	-	23 171	23 171	24 255	-	107 142	107 142	110 224
CZECHO.....	-	-	-	-	-	24 138	24 138	24 622
POLAND.....	-	4 976	4 976	5 087	-	8 326	8 326	8 489
TURKEY.....	-	6 500	6 500	6 837	-	6 500	6 500	6 837
IRAN.....	-	-	-	-	-	22 710	22 710	22 947
OTH CTY.....	-	1 320	1 320	1 567	-	7 334	7 334	9 373
TOTAL.....	-	158 548	158 558	162 475	-	586 062	586 176	598 866
2211000	PEANUTS OR GROUNDNUTS (LB)							
W GERM.....	-	-	-	-	9 692	6 834	6 834	7 775
MALAYSIA.....	1 360	988	998	1 120	11 360	7 161	7 171	8 500
SINGAPR.....	4 000	2 465	2 465	2 858	22 360	14 309	14 309	16 253
CHINA M.....	825	407	407	487	34 905	16 471	16 451	21 003
HG KONG.....	2 650	1 400	1 400	1 515	13 445	6 918	6 933	7 905
CHINA T.....	5 522	3 851	3 851	4 423	36 464	21 657	21 657	25 682
OTH CTY.....	-	-	-	-	22 377	6 684	6 684	7 657
TOTAL.....	14 357	9 111	9 121	10 403	150 603	80 034	80 039	94 775
2214000	SOYBEANS (LB)							
CANADA.....	56 940	7 377	7 588	7 562	56 940	7 377	7 588	7 562
OTH CTY.....	-	-	-	-	12 552	2 441	2 454	2 887
TOTAL.....	56 940	7 377	7 588	7 562	69 492	9 818	10 042	10 449
2215000	FLAXSEED OR LINSEED (LB)							
CANADA.....	16 070	2 751	2 810	2 810	530 710	70 070	71 568	71 568
TOTAL.....	16 070	2 751	2 810	2 810	530 710	70 070	71 568	71 568
2218000	OIL SEEDS, OIL NUTS AND OIL KERNELS, NES							
CANADA.....	-	1 289 829	1 322 532	1 322 532	-	6 055 560	6 224 266	6 224 266
MEXICO.....	-	476 621	476 917	476 917	-	2 219 460	2 219 852	2 219 852
GUATMAL.....	-	384 004	384 004	410 188	-	2 394 010	2 393 920	2 604 859
SALVADR.....	-	158 416	158 416	174 757	-	675 477	675 477	735 931
HONDURA.....	-	-	-	-	-	52 515	52 515	55 604
NICARAG.....	-	140 418	140 018	152 302	-	1 040 009	1 039 101	1 120 344
DENMARK.....	-	29 001	29 001	32 739	-	203 968	203 968	234 045
U KING.....	-	-	-	-	-	16 210	16 210	19 101
NETHLD.....	-	117 679	117 679	124 605	-	409 692	411 331	435 091
W GERM.....	-	-	-	-	-	453 600	453 600	468 508
POLAND.....	-	-	-	-	-	61 840	61 840	65 232
YUGOSLV.....	-	7 155	7 155	7 637	-	43 668	43 668	49 521
ROMANIA.....	-	52 767	52 767	56 008	-	1 646 305	1 646 180	1 735 942
TURKEY.....	-	-	-	-	-	118 594	118 594	126 507
ISRAEL.....	-	-	-	-	-	14 197	14 197	17 358
CHINA M.....	-	9 702	9 702	10 312	-	18 859	18 859	20 265
JAPAN.....	-	1 122	1 122	1 286	-	7 623	7 623	8 602
ETHIOP.....	-	324 000	324 000	368 914	-	1 554 247	1 579 061	1 800 882
REP SAF.....	-	-	-	-	-	22 170	22 170	27 633
OTH CTY.....	-	500	500	546	-	4 537	4 578	5 267
TOTAL.....	-	2 991 214	3 023 813	3 138 743	-	17 012 541	17 207 010	17 974 810
2311010	RUBBER, NATURAL, GUTTA BALATA (LB)							
COLOMB.....	-	-	-	-	24 000	17 890	17 890	20 160
VENEZ.....	-	-	-	-	26 211	17 117	16 937	17 719
GUYANA.....	-	-	-	-	15 680	67 376	67 376	69 226
BRAZIL.....	-	-	-	-	27 638	25 204	25 204	27 184
MALAYSIA.....	295 186	113 201	113 201	124 665	1 269 657	379 100	379 100	447 478
SINGAPR.....	-	-	-	-	167 727	37 628	37 628	43 915
INDNSIA.....	-	-	-	-	3 399 733	819 944	819 944	982 317
TOTAL.....	295 186	113 201	113 201	124 665	4 930 646	1 364 259	1 364 079	1 607 999
2311020	RUBBER, NATURAL, GUTTA-PERCHA AND GUTTAS NES (LB)							
MALAYSIA.....	294 282	206 541	206 541	222 833	1 434 981	924 818	913 017	976 266
SINGAPR.....	119 265	129 831	129 831	136 578	173 028	193 039	193 039	203 036
INDNSIA.....	44 800	62 303	62 303	67 064	177 803	297 101	297 101	313 462
TOTAL.....	458 347	398 675	398 675	426 475	1 785 812	1 414 958	1 403 157	1 492 764
2311030	RUBBER, NATURAL, JELUTONG OR PONTIANAK (LB)							
MALAYSIA.....	55 115	13 021	13 021	14 499	121 253	26 208	26 208	29 944
SINGAPR.....	302 576	409 120	409 120	425 489	1 661 482	2 198 492	2 198 492	2 285 756
INDNSIA.....	-	-	-	-	1 012 505	180 845	180 845	205 153
TOTAL.....	357 691	422 141	422 141	439 988	2 795 240	2 405 545	2 405 545	2 520 853
2311040	RUBBER, MILK OR LATEX (CLB)							
MALAYSIA.....	3 561 513	1 234 636	1 234 636	1 437 844	15 477 760	5 222 117	4 622 535	5 486 553
SINGAPR.....	-	-	-	-	588 356	207 078	207 078	261 329
INDNSIA.....	-	-	-	-	5 178 134	1 239 190	1 239 190	1 539 063
LIBERIA.....	3 210 989	916 021	927 233	1 094 489	25 959 395	7 445 896	7 483 837	8 477 062
TOTAL.....	6 772 502	2 150 657	2 161 869	2 532 333	47 203 645	14 114 281	13 552 640	15 764 007

Table 2. Schedule A Commodity by Country of Origin, Customs Value, F.a.s. and C.i.f.—Continued

(For information on coverage, definitions of Customs, f.a.s., and c.i.f. values, see Explanation of Statistics. Shipments valued less than \$251 are shown only under Schedule A commodity number 990.0000 and excluded from all other commodities. OTH CTY represents total for countries averaging under \$1,000 per month based on Customs Value)

Country of origin	Schedule A commodity number, description and unit of quantity							
	Current month				Cumulative, January to date			
	Net quantity	Value (dollars)			Net quantity	Value (dollars)		
Customs		F.a.s.	C.i.f.	Customs		F.a.s.	C.i.f.	
2311050	RUBBER, NATURAL, NES, DRY FORM							(LB)
BRAZIL.....	67 460	29 447	29 647	33 173	326 933	141 149	141 349	173 605
SRI LKA.....	659 917	213 115	216 067	247 035	5 231 838	1 535 963	1 559 835	1 803 095
THAILND.....	6 170 837	1 428 622	1 428 622	1 642 011	22 916 943	5 156 511	5 156 511	5 871 545
MALAYS.....	17 825 530	4 609 183	4 617 424	5 140 568	143 575 279	36 446 937	36 437 190	40 783 660
SINGAPR.....	1 578 952	347 735	347 735	392 658	29 824 572	6 856 383	6 865 649	7 750 645
INDNSIA.....	34 471 019	7 598 053	7 597 473	8 604 553	250 979 241	53 239 590	53 177 482	60 664 452
PHIL R.....	-	-	-	-	33 069	7 365	7 365	8 934
CAMROON.....	-	-	-	-	44 126	10 921	10 921	13 238
IVY CST.....	-	-	-	-	1 008 187	253 879	253 879	297 336
NIGERIA.....	220 480	45 856	45 953	55 309	7 581 370	1 472 345	1 472 442	1 800 821
LIBERIA.....	4 272 574	1 063 728	1 073 995	1 223 554	39 376 611	9 113 462	9 168 709	10 588 604
ZAIRE.....	1 103 951	181 749	216 649	253 373	2 692 286	579 475	621 909	714 575
OTH CTY.....	-	-	-	-	1 400	700	700	700
TOTAL.....	66 370 720	15 517 488	15 573 565	17 592 234	503 591 855	114 816 670	114 875 941	130 471 310
2311060	CHICLE, CRUDE OR MANUFACTURED							(LB)
MEXICO.....	134 233	140 875	140 875	144 223	956 419	1 498 721	1 498 721	1 515 927
GUATMAL.....	73 263	62 602	62 602	64 559	334 777	336 463	336 463	345 513
COLOMB.....	-	-	-	-	143 668	39 044	39 044	44 942
VENEZ.....	-	-	-	-	47 395	14 219	14 219	15 397
IRELAND.....	39 187	30 640	30 640	32 891	79 476	58 466	58 466	62 898
OTH CTY.....	-	-	-	-	10 562	4 021	4 021	4 822
TOTAL.....	246 683	234 117	234 117	241 673	1 572 317	1 950 934	1 950 934	1 989 499
2312000	RUBBER, SYNTHETIC							(LB)
CANADA.....	9 544 183	3 555 937	3 359 323	3 584 169	36 284 016	13 340 007	10 821 185	13 426 429
U KING.....	166 966	50 272	50 272	56 549	3 005 254	596 866	596 866	683 950
NETHLD.....	1 144 571	449 042	385 279	426 938	9 443 778	3 385 651	2 904 393	3 252 646
BELGIUM.....	-	-	-	-	893 877	247 645	247 645	285 889
FRANCE.....	1 963 855	1 087 488	1 046 687	1 149 709	12 594 840	4 419 856	3 825 238	4 766 466
W GERM.....	80 080	69 932	36 518	39 783	864 439	578 896	409 429	450 728
POLAND.....	-	-	-	-	90 795	40 828	42 338	42 338
ITALY.....	-	-	-	-	22 046	7 219	7 219	8 430
INDNSIA.....	-	-	-	-	225 001	48 938	48 938	56 265
JAPAN.....	3 145 751	1 052 423	1 027 067	1 156 578	16 572 631	5 571 162	5 497 640	6 197 756
OTH CTY.....	-	-	-	-	2 205	1 009	1 009	1 179
TOTAL.....	16 045 406	6 265 094	5 905 146	6 413 726	79 998 882	28 238 077	24 401 900	29 172 076
2315000	RUBBER, RECLAIMED, AND WASTE AND SCRAP RUBBER FOR REMANUFACTURE							(LB)
CANADA.....	182 230	11 142	11 832	11 832	630 049	38 917	42 140	42 141
MEXICO.....	48 000	480	480	480	183 014	5 648	5 838	5 838
U KING.....	-	-	-	-	525 448	43 224	43 224	49 425
OTH CTY.....	-	-	-	-	117 085	5 208	5 208	8 892
TOTAL.....	230 230	11 622	12 312	12 312	1 455 596	92 997	96 410	106 296
2411000	FUEL WOOD AND WOOD WASTE, INCLUDING SANDUST							(LB)
CANADA.....	-	149 467	164 534	202 068	-	634 280	725 599	809 001
BAHAMAS.....	-	12 737	12 737	21 845	-	12 737	12 737	21 845
TOTAL.....	-	162 204	177 271	223 933	-	647 017	738 336	830 846
2412000	WOOD CHARCOAL							(LB)
MEXICO.....	531 705	20 318	20 318	20 318	1 644 711	62 018	62 018	62 018
JAMAICA.....	-	-	-	-	60 285	6 050	6 050	7 518
FRANCE.....	-	-	-	-	22 046	13 238	13 238	14 406
W GERM.....	-	-	-	-	1 223	5 797	5 797	6 012
SRI LKA.....	2 517 760	144 602	144 602	271 695	6 375 550	451 444	451 444	783 056
PHIL R.....	-	-	-	-	1 432 989	111 160	111 160	175 593
OTH CTY.....	11 650	1 547	1 572	1 675	56 511	6 917	7 061	7 462
TOTAL.....	3 061 115	166 467	166 492	293 688	9 593 315	656 624	656 768	1 056 065
2421020	PULPWOOD, SPRUCE							(CD)
CANADA.....	3 286	115 179	158 147	158 147	80 598	2 380 490	2 990 346	3 001 397
TOTAL.....	3 286	115 179	158 147	158 147	80 598	2 380 490	2 990 346	3 001 397
2421040	PULPWOOD, SOFTWOOD EXCEPT SPRUCE, INCLDNG MIXED SOFTWOOD AND HARDWOOD							(CD)
CANADA.....	310	10 990	12 272	12 272	24 727	860 469	1 044 147	1 044 147
BAHAMAS.....	5 714	138 250	138 250	188 020	19 946	497 550	487 550	663 068
TOTAL.....	6 024	149 240	150 522	200 292	44 673	1 378 019	1 531 697	1 707 215
2421060	PULPWOOD, HARDWOOD							(CD)
CANADA.....	132	5 143	5 684	5 684	12 269	370 402	427 260	427 260
TOTAL.....	132	5 143	5 684	5 684	12 269	370 402	427 260	427 260
2422000	LOGS, SOFTWOOD EXCEPT PULPWOOD							(MBF)
CANADA.....	1 940	759 439	759 593	790 277	26 777	5 306 502	5 312 179	5 577 851
BAHAMAS.....	-	-	-	-	601	20 941	30 941	30 941
TOTAL.....	1 940	759 439	759 593	790 277	27 378	5 327 443	5 333 120	5 608 160

Table 2. Schedule A Commodity by Country of Origin,
Customs Value, F.a.s. and C.i.f.—Continued

(For information on coverage, definitions of Customs, f.a.s., and c.i.f. values, see Explanation of Statistics. Shipments valued less than \$251 are shown only under Schedule A commodity number 990.0000 and excluded from all other commodities. OTH CTY represents total for countries averaging under \$1,000 per month based on Customs Value)

Country of origin	Schedule A commodity number, description and unit of quantity							
	Current month				Cumulative, January to date			
	Net quantity	Value (dollars)			Net quantity	Value (dollars)		
Customs		F.a.s.	C.i.f.	Customs		F.a.s.	C.i.f.	
2423010	LOGS, BIRCH AND MAPLE, EXCEPT PULPWOOD							(MbF)
CANADA.....	258	40 926	44 841	44 841	2 509	370 957	401 314	401 315
TOTAL.....	258	40 926	44 841	44 841	2 509	370 957	401 314	401 315
2423030	LOGS, MAHOGANY, EXCEPT PULPWOOD							(MBF)
GUATMAL.....	190	14 340	14 340	19 296	206	23 746	23 746	32 599
IVY CST.....	57	19 306	19 306	26 439	709	207 772	207 772	301 924
GHANA.....	-	-	-	-	97	31 491	31 491	47 051
TOTAL.....	247	33 646	33 646	45 735	1 012	263 009	263 009	381 574
2423040	LOGS, PHILIPPINE MAHOGANY OR LAUAN, EXCEPT PULPWOOD							(MBF)
PHIL R.....	-	-	-	-	212	27 499	27 499	49 734
TOTAL.....	-	-	-	-	212	27 499	27 499	49 734
2423050	LOGS, HARDWOOD NES, EXCEPT PULPWOOD							(MBF)
CANADA.....	80	17 319	18 914	18 954	2 239	348 997	354 126	365 714
NICARAG.....	83	6 312	6 312	6 557	85	8 696	8 696	9 511
GUYANA.....	63	34 214	34 214	42 482	63	34 214	34 214	42 482
U KING.....	39	8 509	8 509	10 567	45	13 790	13 790	16 684
FRANCE.....	-	-	-	-	1 120	22 329	22 429	44 063
W GERM.....	-	-	-	-	21	19 443	19 443	21 306
INDIA.....	8	17 220	17 220	19 287	39	101 999	100 999	113 719
JAPAN.....	-	-	-	-	10	24 668	24 668	25 704
CAMROON.....	-	-	-	-	40	10 317	10 317	16 503
IVY CST.....	-	-	-	-	199	58 651	58 651	89 651
NIGERIA.....	73	24 599	24 599	27 903	73	24 599	24 599	27 903
GABON.....	-	-	-	-	26	23 426	23 426	30 183
LIBERIA.....	-	-	-	-	58	6 807	6 807	18 110
OTH CTY.....	41	3 471	3 471	6 074	548	14 812	14 812	24 914
TOTAL.....	387	111 644	113 239	131 824	4 566	712 748	716 977	846 447
2428000	TIMBER, POLES, PILING, POSTS AND OTHER WOOD IN THE ROUGH NES							
CANADA.....	-	999 467	1 091 877	1 091 735	-	3 988 208	4 313 427	4 325 128
GUYANA.....	-	2 982	2 982	3 935	-	23 764	23 764	49 706
SWEDEN.....	-	-	-	-	-	286 281	286 281	313 688
SWITZLD.....	-	-	-	-	-	38 583	38 695	38 695
SINGAPR.....	-	-	-	-	-	9 542	9 542	12 773
OTH CTY.....	-	-	-	-	-	7 466	7 466	10 656
TOTAL.....	-	1 002 449	1 094 859	1 095 670	-	4 353 844	4 679 175	4 750 646
2431000	RAILROAD TIES, WOOD, EXCEPT SWITCH OR BRIDGE							(MBF)
CANADA.....	1 341	176 702	182 615	182 615	3 084	660 540	684 776	686 944
HONDURA.....	-	-	-	-	681	70 802	70 802	101 780
BRAZIL.....	-	-	-	-	915	132 000	132 000	191 114
PHIL R.....	-	-	-	-	201	40 955	40 955	60 899
OTH CTY.....	-	-	-	-	4	427	427	961
TOTAL.....	1 341	176 702	182 615	182 615	4 885	904 724	928 960	1 041 698
2432110	LATHS OF WOOD							(M)
CANADA.....	5 771	184 762	199 781	201 881	17 965	603 375	644 578	646 678
OTH CTY.....	-	-	-	-	16	2 352	2 352	2 352
TOTAL.....	5 771	184 762	199 781	201 881	17 981	605 727	646 930	649 030
2432120	LUMBER, SPRUCE, ROUGH							(MBF)
CANADA.....	5 862	825 120	870 250	882 935	22 561	3 377 981	3 571 074	3 592 201
W GERM.....	-	-	-	-	160	55 754	55 754	57 535
AUSTRIA.....	-	-	-	-	4	21 055	21 430	23 957
TOTAL.....	5 862	825 120	870 250	882 935	22 725	3 454 790	3 648 258	3 673 693
2432130	LUMBER, EASTERN WHITE PINE AND RED PINE, ROUGH							(MBF)
CANADA.....	509	140 774	144 502	144 502	2 615	645 576	685 154	685 154
TOTAL.....	509	140 774	144 502	144 502	2 615	645 576	685 154	685 154
2432140	LUMBER, PARANA PINE AND PINE NES, ROUGH							(MBF)
CANADA.....	1 273	166 972	178 259	178 763	5 533	834 661	902 406	903 684
HONDURA.....	575	90 091	90 091	114 903	2 102	283 347	283 347	345 004
BRAZIL.....	-	-	-	-	105	53 210	53 210	60 744
JAPAN.....	14	6 400	6 400	7 948	14	6 400	6 400	7 948
OTH CTY.....	-	-	-	-	1	1 013	1 013	1 085
TOTAL.....	1 862	263 463	274 750	301 614	7 755	1 178 631	1 246 376	1 318 465
2432150	LUMBER, DOUGLAS-FIR, ROUGH							(MBF)
CANADA.....	1 586	211 932	220 068	230 997	3 229	567 469	587 324	605 411
TOTAL.....	1 586	211 932	220 068	230 997	3 229	567 469	587 324	605 411
2432160	LUMBER, FIR EXCEPT DOUGLAS, ROUGH							(MBF)
CANADA.....	307	89 543	90 589	90 589	936	239 335	243 810	243 810
TOTAL.....	307	89 543	90 589	90 589	936	239 335	243 810	243 810

Table 2. Schedule A Commodity by Country of Origin,
Customs Value, F.a.s. and C.i.f.—Continued

(For information on coverage, definitions of Customs, f.a.s., and c.i.f. values, see Explanation of Statistics. Shipments valued less than \$251 are shown only under Schedule A commodity number 990.0000 and excluded from all other commodities. OTH CTY represents total for countries averaging under \$1,000 per month based on Customs Value)

Country of origin	Schedule A commodity number, description and unit of quantity							
	Current month				Cumulative, January to date			
	Net quantity	Value (dollars)			Net quantity	Value (dollars)		
		Customs	F.a.s.	C.i.f.		Customs	F.a.s.	C.i.f.
2432170	LUMBER, HEMLOCK, ROUGH (MBF)							
CANADA.....	5 108	783 572	788 546	1 033 040	11 542	1 872 085	1 913 568	2 280 481
TOTAL.....	5 108	783 572	788 546	1 033 040	11 542	1 872 085	1 913 568	2 280 481
2432180	LUMBER, CEDAR, ROUGH (MBF)							
CANADA.....	8 683	1 619 003	1 740 180	1 740 180	35 975	6 638 710	7 081 916	7 164 976
C RICA.....	-	-	-	-	35	7 251	7 251	9 279
BRAZIL.....	-	-	-	-	15	10 000	10 000	11 307
OTH CTY.....	3	802	802	1 007	E	2 179	2 179	2 747
TOTAL.....	8 686	1 619 805	1 740 982	1 741 187	36 033	6 658 140	7 101 346	7 188 311
2432205	WOOD FENCE PICKETS, PALINGS AND RAILS, UNASSEMBLED							
CANADA.....	-	718 848	746 294	746 294	-	2 545 883	2 643 900	2 643 900
LAOS.....	-	-	-	-	-	11 310	11 310	14 443
MALAYSIA.....	-	-	-	-	-	13 628	13 628	17 437
OTH CTY.....	-	-	-	-	-	5 694	5 727	5 727
TOTAL.....	-	718 848	746 294	746 294	-	2 576 515	2 674 565	2 681 507
2432210	LUMBER, SPRUCE, DRESSED OR WORKED INCL FLOORING BUT EXCLUDING SIDING AND MOLDING (MBF)							
CANADA.....	290 404	34 944 039	39 210 588	39 449 908	1 209 657	129 718 377	147 461 859	148 544 464
U KING.....	257	6 294	7 458	7 458	257	6 294	7 458	7 458
GAZA ST.....	-	-	-	-	131	12 431	14 620	14 620
REP SAF.....	-	-	-	-	50	7 282	7 462	7 462
OTH CTY.....	51	3 748	4 076	4 283	163	8 535	8 863	9 768
TOTAL.....	290 712	34 954 081	39 222 122	39 461 649	1 210 258	129 752 919	147 500 262	148 583 772
2432215	LUMBER, EASTERN WHITE AND RED PINE, DRSSD OR WORKED INCL FLOORNG, EXCL SIDING & MOLDING (MBF)							
CANADA.....	1 462	339 584	356 940	357 134	5 763	1 460 117	1 526 686	1 528 377
MEXICO.....	-	-	-	-	40	18 001	18 001	18 001
GAZA ST.....	222	8 379	8 915	8 915	222	8 379	8 915	8 915
JAPAN.....	-	-	-	-	26	44 373	44 373	55 225
TOTAL.....	1 684	347 963	365 855	366 049	6 051	1 530 870	1 597 975	1 610 518
2432220	LUMBER, PINE NES, DRESSED OR WORKED INCL FLOORING, BUT EXCLUDING SIDING AND MOLDING (MBF)							
CANADA.....	89 382	10 515 220	11 816 073	11 894 437	380 892	37 911 518	43 414 748	43 874 927
MEXICO.....	3	1 158	1 158	1 158	143	31 262	31 262	31 262
HONDURA.....	2 814	464 469	464 470	560 486	6 434	964 142	964 143	1 250 184
NICARAG.....	851	147 223	147 223	186 564	1 621	282 628	282 628	357 564
JAPAN.....	28	12 800	12 800	15 928	28	12 800	12 800	15 928
N ZEAL.....	-	-	-	-	51	11 093	11 093	15 704
OTH CTY.....	-	-	-	-	8	1 400	1 429	1 633
TOTAL.....	93 078	11 140 870	12 441 724	12 658 573	389 177	39 214 843	44 718 103	45 547 202
2432225	LUMBER, PARANA PINE, DRESSED OR WORKED INCL FLOORING, BUT EXCLUDING SIDING AND MOLDING (MBF)							
HONDURA.....	-	-	-	-	23	5 950	5 950	7 748
BRAZIL.....	424	157 130	157 130	178 198	977	375 951	375 951	443 427
TOTAL.....	424	157 130	157 130	178 198	1 000	381 901	381 901	451 175
2432230	LUMBER, DOUGLAS-FIR, DRESSED OR WORKED INCL FLOORING, BUT EXCLUDING SIDING AND MOLDING (MBF)							
CANADA.....	52 092	6 379 087	6 863 403	8 187 017	179 655	20 783 968	22 667 907	26 389 408
TOTAL.....	52 092	6 379 087	6 863 403	8 187 017	179 655	20 783 968	22 667 907	26 389 408
2432235	LUMBER, FIR EXC DOUGLAS, DRSSD OR WORKED INCL FLOORING, BUT EXCLUDING SIDING AND MOLDING (MBF)							
CANADA.....	4 855	695 945	786 616	794 143	16 899	2 051 669	2 303 823	2 314 936
GAZA ST.....	-	-	-	-	255	6 875	6 933	6 933
TOTAL.....	4 855	695 945	786 616	794 143	17 154	2 058 544	2 310 756	2 321 869
2432240	LUMBER, HEMLOCK, DRESSED OR WORKED INCL FLOORING, BUT EXCL SIDING AND MOLDING (MBF)							
CANADA.....	69 590	8 801 320	9 239 183	11 561 779	250 180	31 900 548	33 736 293	41 255 433
U KING.....	-	-	-	-	149	16 151	16 151	23 354
GAZA ST.....	-	-	-	-	34	7 703	8 873	8 873
TOTAL.....	69 590	8 801 320	9 239 183	11 561 779	250 363	31 924 402	33 761 317	41 287 665
2432247	LUMBER, LARCH, INCLUDING FLOORING, BUT EXCLUDING SIDING AND MOLDING (MBF)							
CANADA.....	1 672	218 008	263 064	263 064	8 822	1 034 696	1 253 598	1 253 598
N ZEAL.....	-	-	-	-	422	87 641	87 641	124 899
TOTAL.....	1 672	218 008	263 064	263 064	9 244	1 122 337	1 341 239	1 378 497
2432250	LUMBER, WESTERN RED CEDAR, DRESSED OR WRKD INCL FLOORING, BUT EXCL SIDING & MOLDING (MBF)							
CANADA.....	27 560	4 552 080	5 008 284	5 014 018	107 100	16 466 922	18 217 973	18 283 103
GAZA ST.....	-	-	-	-	148	19 157	22 279	22 279
TOTAL.....	27 560	4 552 080	5 008 284	5 014 018	107 248	16 486 079	18 240 252	18 305 382
2432255	LUMBER, CEDAR EXC WESTERN RED, DRESSED OR WRKD INCL FLOORING, BUT EXCL SIDING & MOLDING (MBF)							
CANADA.....	367	77 276	80 985	80 985	1 038	204 475	214 417	217 033
NICARAG.....	-	-	-	-	77	25 322	25 322	29 944
BRAZIL.....	-	-	-	-	146	73 203	73 203	81 203
TOTAL.....	367	77 276	80 985	80 985	1 261	303 000	312 942	328 180

Table 2. Schedule A Commodity by Country of Origin,
Customs Value, F.a.s. and C.i.f.—Continued

(For information on coverage, definitions of Customs, f.a.s., and c.i.f. values, see Explanation of Statistics. Shipments valued less than \$251 are shown only under Schedule A commodity number 990.0000 and excluded from all other commodities. OTH CTY represents total for countries averaging under \$1,000 per month based on Customs Value)

Country of origin	Schedule A commodity number, description and unit of quantity							
	Current month				Cumulative, January to date			
	Net quantity	Value (dollars)			Net quantity	Value (dollars)		
Customs		F.a.s.	C.i.f.	Customs		F.a.s.	C.i.f.	
2432262	LUMBER, SOFTWOOD, NES, INCLUDING FLOORING, BUT EXCLUDING SIDING AND MOLDING							(MBF)
CANADA.....	125	27 926	28 653	29 303	627	126 232	132 286	135 919
BRAZIL.....	-	-	-	-	19	9 165	9 165	11 379
MALAYSIA.....	-	-	-	-	18	6 856	6 856	8 947
INDONESIA.....	-	-	-	-	92	28 311	28 311	45 985
IVY CST.....	18	7 914	7 914	12 505	18	7 914	7 914	12 505
OTH CTY.....	-	-	-	-	20	6 500	6 500	7 470
TOTAL.....	143	35 840	36 567	41 808	794	184 978	191 032	222 205
2432265	SIDING, WESTERN RED CEDAR WOOD, NOT DRILLED OR TREATED							(MSF)
CANADA.....	7 292	1 490 135	1 565 565	1 565 565	29 076	6 848 735	7 190 538	7 190 516
TOTAL.....	7 292	1 490 135	1 565 565	1 565 565	29 076	6 848 735	7 190 538	7 190 516
2432270	SIDING OF WOOD, EXCEPT WESTERN RED CEDAR, NOT DRILLED OR TREATED							(MSF)
CANADA.....	1 046	178 458	199 899	199 899	3 948	699 029	772 830	772 830
MALAYSIA.....	175	32 366	23 366	30 018	375	74 055	65 055	79 768
PHIL R.....	30	3 792	3 792	5 088	394	50 236	50 550	67 614
OTH CTY.....	-	-	-	-	17	3 651	3 651	4 760
TOTAL.....	1 251	214 616	227 057	235 005	4 734	826 971	892 086	924 972
2432275	LUMBER AND SIDING OF WOOD, DRILLED OR TREATED, INCL EDGE-GLUED AND END-GLUED							(MBF)
CANADA.....	862	223 865	234 805	234 805	2 602	721 892	754 947	754 947
MEXICO.....	6	1 525	1 525	1 525	20	6 736	6 736	6 736
COLOMB.....	3	3 815	3 815	4 990	14	7 931	7 931	10 002
ECUADOR.....	6	2 905	2 905	3 384	100	51 530	51 530	60 597
BRAZIL.....	-	-	-	-	11	6 150	6 150	6 930
FRANCE.....	147	9 996	9 996	11 635	147	9 996	9 996	11 635
PHIL R.....	20	3 781	3 686	4 955	261	81 072	80 891	114 309
CHINA T.....	175	64 762	64 762	79 546	564	198 513	200 801	246 231
JAPAN.....	-	-	-	-	35	19 600	19 600	24 980
TOTAL.....	1 219	310 649	321 494	340 840	3 754	1 103 420	1 138 582	1 236 367
2433105	LUMBER OF BALSA AND TEAK, ROUGH							(MBF)
CANADA.....	-	-	-	-	4	8 739	9 124	9 124
COLOMB.....	-	-	-	-	99	17 427	17 427	25 476
ECUADOR.....	214	74 363	74 363	95 105	2 600	713 840	716 840	944 414
BRAZIL.....	-	-	-	-	33	10 517	10 517	13 449
BURMA.....	-	-	-	-	704	185 688	185 686	207 928
THAILND.....	196	252 952	253 039	290 991	970	966 802	963 516	1 104 056
HG KONG.....	-	-	-	-	20	23 254	23 254	25 492
OTH CTY.....	-	-	-	-	6	3 372	3 372	5 016
TOTAL.....	410	327 315	327 402	386 096	4 436	1 929 639	1 929 736	2 334 955
2433117	LUMBER, SPANISH CEDAR, EBONY, LANCEWOOD, AND LIGNUMVITAE, ROUGH							(MBF)
MEXICO.....	-	-	-	-	26	126 207	126 207	130 136
BELIZE.....	-	-	-	-	43	21 412	21 412	24 178
HONDURA.....	-	-	-	-	190	66 587	66 587	87 487
NICARAG.....	-	-	-	-	466	92 960	92 960	125 154
PANAMA.....	-	-	-	-	2	8 895	8 895	9 123
COLOMB.....	-	-	-	-	116	44 635	44 635	50 573
W GERM.....	5	15 206	15 206	15 453	12	51 354	51 374	57 142
INDIA.....	-	-	-	-	5	10 920	10 920	11 701
OTH CTY.....	2	1 479	1 588	1 588	2	1 479	1 588	1 588
TOTAL.....	7	16 685	16 794	17 041	862	424 449	424 578	497 082
2433120	LUMBER, MAHOGANY, ROUGH							(MBF)
GUATMAL.....	19	7 327	7 327	9 413	162	73 525	73 775	87 843
BELIZE.....	-	-	-	-	89	54 427	54 427	61 854
HONDURA.....	20	9 198	9 198	10 703	108	47 343	47 443	58 628
NICARAG.....	35	12 264	12 264	14 196	209	94 569	94 569	121 418
COLOMB.....	-	-	-	-	324	17 752	17 752	19 970
BOLIVIA.....	384	122 407	122 407	157 731	2 982	1 087 254	1 087 272	1 358 807
CHILE.....	111	53 696	53 696	65 650	212	106 156	106 156	128 396
BRAZIL.....	432	215 981	215 981	258 341	4 047	1 764 573	1 771 661	2 081 354
ARGENT.....	-	-	-	-	135	50 525	50 525	61 672
IVY CST.....	39	14 445	14 445	19 901	747	228 513	228 513	304 610
GHANA.....	29	6 806	6 806	8 293	703	288 686	287 470	381 092
NIGERIA.....	-	-	-	-	55	24 628	24 628	34 009
REP SAF.....	-	-	-	-	7	5 583	6 184	6 184
OTH CTY.....	3	2 851	2 851	3 607	21	7 182	7 490	8 857
TOTAL.....	1 072	444 975	444 975	547 835	9 801	3 850 716	3 857 865	4 714 694
2433130	LUMBER, MAPLE EXCEPT JAPANESE, BIRCH AND BEECH, ROUGH							(MBF)
CANADA.....	3 476	1 054 964	1 093 064	1 093 064	14 979	4 866 812	5 045 120	5 045 030
DENMARK.....	7	9 612	9 612	11 103	7	9 612	9 612	11 103
JAPAN.....	-	-	-	-	59	25 988	25 694	33 228
REP SAF.....	-	-	-	-	24	7 762	8 012	8 012
OTH CTY.....	-	-	-	-	7	2 832	2 832	2 832
TOTAL.....	3 483	1 064 576	1 102 676	1 104 167	15 076	4 913 006	5 091 270	5 100 205

Table 2. Schedule A Commodity by Country of Origin,
Customs Value, F.a.s. and C.i.f.—Continued

(For information on coverage, definitions of Customs, f.a.s., and c.i.f. values, see Explanation of Statistics. Shipments valued less than \$251 are shown only under Schedule A commodity number 990.0000 and excluded from all other commodities. OTH CTY represents total for countries averaging under \$1,000 per month based on Customs Value)

Country of origin	Schedule A commodity number, description and unit of quantity							
	Current month				Cumulative, January to date			
	Net quantity	Value (dollars)			Net quantity	Value (dollars)		
Customs		F.a.s.	C.i.f.	Customs		F.a.s.	C.i.f.	
2433140	LUMBER, PHILIPPINE MAHOGANY OR LAUAN, ROUGH							(Mbf)
MALAYSIA.....	320	105 626	105 626	136 442	1 865	552 450	552 339	751 492
SINGAPR.....	-	-	-	-	69	17 054	17 054	23 996
PHIL R.....	515	136 857	136 341	203 687	2 955	819 462	764 430	1 169 941
KOR REP.....	-	-	-	-	29	15 552	15 552	18 809
HG KONG.....	-	-	-	-	86	17 622	17 622	26 111
CHINA T.....	791	134 211	134 211	166 094	1 699	524 836	525 299	646 581
JAPAN.....	15	24 814	25 097	27 092	79	118 127	119 043	138 386
TOTAL.....	1 641	401 508	401 275	533 315	6 762	2 065 103	2 031 339	2 775 316
2433155	LUMBER, HARDWOOD NES, ROUGH							(Mbf)
CANADA.....	353	136 274	140 985	140 985	1 741	561 654	588 617	588 619
BELIZE.....	4	2 460	2 460	3 660	68	35 592	35 592	36 955
HONDURA.....	3	5 000	5 000	6 200	6	10 000	10 000	13 360
NICARAG.....	6	3 209	3 201	4 174	416	63 607	63 549	80 196
C RICA.....	147	21 969	21 969	31 906	560	76 177	76 177	111 524
COLOMB.....	15	6 644	6 644	8 273	2 351	293 157	292 177	460 382
GUYANA.....	-	-	-	-	14	7 000	7 000	9 471
SURINAM.....	-	-	-	-	46	15 129	15 129	19 319
F GUIAN.....	-	-	-	-	60	22 803	24 854	28 242
ECUADOR.....	1 000	129 291	129 291	173 158	1 402	186 302	186 302	253 875
PERU.....	-	-	-	-	98	47 253	32 349	43 992
BRAZIL.....	608	278 947	279 844	364 692	14 032	2 767 950	2 772 607	3 807 991
PARAGUA.....	-	-	-	-	290	75 484	75 484	111 633
ARGENT.....	-	-	-	-	12	6 611	6 611	8 175
U KING.....	11	7 959	7 959	8 764	14	8 216	8 216	9 030
BELGIUM.....	-	-	-	-	8	6 894	6 894	9 592
FRANCE.....	-	-	-	-	124	40 636	40 636	63 512
W GERM.....	-	-	-	-	4	61 877	61 877	63 388
INDIA.....	5	6 686	6 686	9 031	32	60 786	60 786	69 654
SRI LKA.....	-	-	-	-	30	14 231	14 231	22 514
THAILND.....	-	-	-	-	125	66 083	65 803	84 478
MALAYSIA.....	211	58 622	58 622	80 049	3 414	736 324	735 145	1 073 736
SINGAPR.....	-	-	-	-	780	283 875	283 895	381 861
INDNSIA.....	-	-	-	-	162	35 914	35 881	54 076
PHIL R.....	20	4 000	4 000	5 957	516	41 239	41 239	68 598
CHINA T.....	-	-	-	-	126	56 376	56 376	68 636
JAPAN.....	-	-	-	-	116	101 190	101 190	115 512
AUSTRAL.....	18	8 864	8 864	11 284	91	37 536	37 536	54 856
CAMROON.....	22	9 383	9 383	11 917	121	53 291	53 114	68 055
IVY CST.....	406	85 277	85 277	128 346	2 412	541 606	541 606	762 629
GHANA.....	12	5 430	5 430	7 156	503	123 207	123 207	176 889
NIGERIA.....	1	1 250	1 250	1 605	20	5 265	5 265	7 853
CO BRAZ.....	-	-	-	-	43	35 072	35 072	37 604
O PW AF.....	-	-	-	-	10	12 882	13 084	13 084
ZAIRE.....	-	-	-	-	11	6 346	6 346	6 924
OTH CTY.....	9	2 520	2 620	2 817	32	10 356	10 456	13 444
TOTAL.....	2 851	773 785	779 485	999 974	29 790	6 507 921	6 524 303	8 799 864
2433205	LUMBER OF Balsa AND TEAK, DRESSED OR WORKED, EXCLUDING FLOORING, SIDING AND MOLDING							(Mbf)
COLOMB.....	-	-	-	-	6	7 949	7 949	10 054
ECUADOR.....	148	46 171	46 171	58 509	811	265 780	265 780	333 812
BURMA.....	-	-	-	-	7	11 784	11 784	13 305
THAILND.....	11	14 202	14 277	15 292	66	85 792	85 228	96 863
INDNSIA.....	-	-	-	-	13	15 750	15 750	17 443
OTH CTY.....	-	-	-	-	1	2 195	2 195	2 326
TOTAL.....	159	60 373	60 448	73 801	904	389 250	388 686	473 803
2433217	LUMBER, SPAN CEDAR EBONY LANCEWD LIGNUMVITAE, DRESSD OR WORKED, EXC FLOORNG SIDNG A MULDN							(Mbf)
MEXICO.....	13	18 540	18 540	19 246	13	18 540	18 540	19 246
COLOMB.....	-	-	-	-	10	5 300	5 300	6 212
W GERM.....	-	-	-	-	39	13 865	13 865	14 761
OTH CTY.....	-	-	-	-	8	3 327	3 327	4 026
TOTAL.....	13	18 540	18 540	19 246	70	41 032	41 032	44 245
2433220	LUMBER, MAHOGANY, DRESSED OR WORKED, EXCL FLOORING, SIDING AND MOLDING							(Mbf)
MEXICO.....	-	-	-	-	12	34 995	34 995	36 302
GUATMAL.....	-	-	-	-	73	31 023	31 023	37 543
HONDURA.....	-	-	-	-	25	17 864	17 892	21 032
NICARAG.....	-	-	-	-	163	60 985	60 985	72 751
BRAZIL.....	-	-	-	-	399	244 118	244 257	273 381
OTH CTY.....	-	-	-	-	11	4 332	4 332	5 820
TOTAL.....	-	-	-	-	683	393 317	393 484	446 829
2433230	LUMBER, MAPLE EXC JAPANESE, BIRCH & BEECH DRESSED OR WRKD EXCL FLOORING, SIDING & MOLDING							(Mbf)
CANADA.....	430	158 309	164 030	164 030	2 328	803 492	833 102	833 104
KOR REP.....	39	14 517	14 517	17 175	39	14 517	14 517	17 175
JAPAN.....	-	-	-	-	9	18 000	18 000	24 146
OTH CTY.....	-	-	-	-	36	3 370	3 370	4 336
TOTAL.....	469	172 826	178 547	181 205	2 412	839 379	868 989	878 761
2433240	LUMBER, PHILIPPINE MAHOGANY OR LAUAN, DRESSED OR WORKED, EXC FLOORNG, SIDNG & MOLDING							(Mbf)
MALAYSIA.....	41	29 112	29 112	34 015	386	224 897	224 897	275 511

Table 2. Schedule A Commodity by Country of Origin,
Customs Value, F.a.s. and C.i.f.—Continued

(For information on coverage, definitions of Customs, f.a.s., and c.i.f. values, see Explanation of Statistics. Shipments valued less than \$251 are shown only under Schedule A commodity number 990.0000 and excluded from all other commodities. OTH CTY represents total for countries averaging under \$1,000 per month based on Customs Value)

Country of origin	Schedule A commodity number, description and unit of quantity								
	Current month			Cumulative, January to date					
	Net quantity	Value (dollars)			Net quantity	Value (dollars)			
Customs		F.a.s.	C.i.f.	Customs		F.a.s.	C.i.f.		
SINGAPR.....	-	-	-	-	22	16 912	16 912	19 506	
PHIL R.....	284	82 092	81 619	118 014	1 597	439 995	436 402	611 147	
CHINA T.....	35	15 514	15 514	18 824	465	267 609	269 333	315 947	
JAPAN.....	-	-	-	-	203	96 274	96 274	111 805	
OTH CTY.....	-	-	-	-	13	4 857	4 857	5 818	
TOTAL.....	360	126 718	126 245	170 853	2 686	1 050 544	1 048 675	1 339 734	
2433250	LUMBER, HARDWOOD NES, DRESSED OR WORKED, EXCLUDING FLOORING, SIDING AND MOLDING						(MBF)		
CANADA.....	363	67 028	74 997	74 997	1 343	197 321	214 385	214 386	
MEXICO.....	-	-	-	-	19	12 600	12 600	12 600	
NICARAG.....	-	-	-	-	28	15 804	15 790	18 634	
COLOMB.....	15	8 137	8 137	10 093	132	36 088	36 088	46 535	
ECUADOR.....	-	-	-	-	189	26 372	26 372	37 872	
PERU.....	-	-	-	-	19	11 956	6 285	7 924	
BRAZIL.....	58	16 618	16 618	22 500	267	75 976	75 976	100 612	
W GERM.....	-	-	-	-	308	17 605	17 605	17 898	
INDIA.....	-	-	-	-	9	21 611	21 611	23 994	
MALAYSIA.....	25	7 624	7 624	10 136	436	148 676	148 676	190 413	
SINGAPR.....	14	5 783	5 783	7 044	142	53 600	53 033	71 913	
INDNSIA.....	-	-	-	-	55	17 907	17 907	23 786	
PHIL R.....	20	4 903	4 903	6 626	132	31 950	31 950	42 838	
CHINA T.....	2	389	389	468	38	25 795	25 795	30 148	
JAPAN.....	12	6 642	6 642	8 274	12	6 642	6 642	8 274	
AUSTRAL.....	-	-	-	-	696	51 006	51 006	67 654	
OTH CTY.....	4	1 057	1 057	2 912	42	16 002	16 018	23 898	
TOTAL.....	513	118 181	126 150	143 050	3 867	766 911	777 739	939 379	
2433260	HARDWOOD, EDGE- OR END-GLUED, NOV 6 FT LONG NOV 15 INCHES WIDE, NOT DRLD OR TREATD						(MBF)		
CANADA.....	124	105 556	106 436	106 436	870	392 931	395 398	395 398	
MEXICO.....	-	-	-	-	38	25 146	25 146	25 146	
ECUADOR.....	312	116 971	116 971	145 033	2 880	1 001 649	1 001 649	1 245 053	
PHIL R.....	28	7 738	7 707	10 730	176	41 668	41 063	57 824	
CHINA T.....	-	-	-	-	274	124 686	124 636	151 142	
OTH CTY.....	-	-	-	-	4	2 299	2 294	2 637	
TOTAL.....	464	230 265	231 114	262 199	4 242	1 588 379	1 590 186	1 877 200	
2433270	FLOORING, HARDWOOD, IN STRIPS AND PLANKS, WHETHER OR NOT DRILLED OR TREATED						(MBF)		
CANADA.....	112	47 156	49 320	49 320	916	475 182	488 944	489 175	
DENMARK.....	-	-	-	-	69	28 443	28 443	33 126	
THAILND.....	-	-	-	-	56	64 166	64 166	76 074	
MALAYSIA.....	98	15 120	15 120	19 408	2 219	661 597	661 597	819 128	
SINGAPR.....	-	-	-	-	452	228 710	228 710	275 487	
PHIL R.....	4	1 140	1 140	1 611	62	14 490	14 490	20 807	
HG KONG.....	-	-	-	-	21	16 203	16 203	18 841	
JAPAN.....	66	31 868	31 868	44 787	194	118 838	118 838	157 606	
AUSTRAL.....	1	469	469	609	14	14 518	14 518	16 711	
IVY CST.....	-	-	-	-	49	33 648	33 648	38 069	
OTH CTY.....	-	-	-	-	1	2 028	2 028	2 100	
TOTAL.....	281	95 753	97 917	115 735	4 053	1 657 823	1 671 585	1 947 124	
2440120	CORK, NATURAL, NOT MANUFACTURED, AND CORK WASTE, SHAVINGS, AND REFUSE OF ALL KINDS						(LB)		
PORTUGL.....	4 675 879	510 268	510 268	757 881	10 549 157	1 388 737	1 388 737	1 932 467	
MOROC.....	1 200 000	149 855	149 855	214 354	1 200 000	149 855	149 855	214 354	
TOTAL.....	5 875 879	660 123	660 123	972 235	11 749 157	1 538 592	1 538 592	2 146 821	
2440140	CORK, CRUSHED, GRANULATED OR GROUND						(LB)		
SPAIN.....	13 228	1 841	1 841	2 411	59 525	8 089	8 089	10 652	
PORTUGL.....	467 607	73 304	79 580	117 929	2 020 324	504 457	510 597	671 198	
INDIA.....	-	-	-	-	32 504	7 383	7 383	9 575	
OTH CTY.....	-	-	-	-	31	307	307	364	
TOTAL.....	480 835	75 145	81 421	120 340	2 112 384	520 236	526 376	691 789	
2440200	CORK IN BLOCKS, RODS, SHEETS, SLABS, STICKS, STRIPS AND SIMILAR SHAPES						(LB)		
SPAIN.....	9 996	8 018	8 018	9 537	57 032	32 451	32 451	37 472	
PORTUGL.....	81 976	61 525	62 346	73 388	593 974	396 106	396 927	452 730	
CHINA T.....	-	-	-	-	27 557	62 500	62 500	66 166	
OTH CTY.....	-	-	-	-	195	1 123	1 052	1 126	
TOTAL.....	91 972	69 543	70 364	82 925	678 758	492 180	492 930	557 494	
2511000	WASTE & SCRAP PAPER & PAPERBOARD PRODUCTS FOR REMFG, & FLAX & HEMP FIBERS FOR PAPER MAKING (STN)								
CANADA.....	6 951	743 366	856 167	868 229	30 547	3 368 970	3 960 603	3 993 608	
U KING.....	62	14 136	14 136	19 360	742	183 082	183 082	261 313	
BELGIUM.....	1 476	399 308	399 308	518 086	5 525	1 496 918	1 496 918	1 950 488	
E GERM.....	42	9 966	9 966	13 655	152	36 762	36 762	49 912	
POLAND.....	-	-	-	-	2 997	741 090	741 090	994 914	
USSR.....	221	60 141	60 141	77 023	221	60 141	60 141	77 023	
YUGOSLV.....	-	-	-	-	78	19 999	19 999	31 376	
ROMANIA.....	-	-	-	-	341	96 247	96 247	139 456	
BULGAR.....	216	52 960	52 960	70 577	216	52 960	52 960	70 577	
INDIA.....	80	22 135	22 135	30 817	720	197 376	197 376	271 294	
EGYPT.....	-	-	-	-	336	103 067	103 067	135 253	
OTH CTY.....	9	2 593	2 593	4 020	15	2 982	2 982	4 409	
TOTAL.....	9 057	1 304 605	1 417 406	1 601 767	41 890	6 359 594	6 951 227	7 979 623	

Table 2. Schedule A Commodity by Country of Origin,
Customs Value, F.a.s. and C.i.f.—Continued

(For information on coverage, definitions of Customs, f.a.s., and c.i.f. values, see Explanation of Statistics. Shipments valued less than \$251 are shown only under Schedule A commodity number 990.0000 and excluded from all other commodities. OTH CTY represents total for countries averaging under \$1,000 per month based on Customs Value)

Country of origin	Schedule A commodity number, description and unit of quantity							
	Current month				Cumulative, January to date			
	Net quantity	Value (dollars)			Net quantity	Value (dollars)		
Customs		F.a.s.	C.i.f.	Customs		F.a.s.	C.i.f.	
2512020	WOODPULP, MECHANICALLY-GROUND, UNBLEACHED, EXC SCREENINGS							(STN)
CANADA.....	10 356	1 875 823	1 921 393	1 921 393	62 504	11 510 412	11 783 891	11 783 891
OTH CTY.....	6	762	762	1 015	6	762	762	1 015
TOTAL.....	10 362	1 876 585	1 922 155	1 922 408	62 510	11 511 174	11 784 653	11 784 906
2512040	WOOD PULP, MECHANICALLY-GROUND, BLEACHED, EXCEPT SCREENINGS							(STN)
CANADA.....	134	42 658	45 727	45 727	329	74 522	79 729	79 729
OTH CTY.....	-	-	-	-	11	3 113	3 113	6 775
TOTAL.....	134	42 658	45 727	45 727	340	77 635	82 842	86 504
2514000	PULP, NOT SPECIALLY PROVIDED FOR, INCLUDING MIXTURES AND SCREENINGS							(STN)
CANADA.....	186	48 094	50 770	50 770	5 235	1 479 898	1 496 241	1 574 238
SWEDEN.....	-	-	-	-	11	7 428	7 403	9 242
SPAIN.....	-	-	-	-	105	52 056	52 056	63 732
TUNISIA.....	-	-	-	-	500	299 466	299 466	309 496
TOTAL.....	186	48 094	50 770	50 770	5 851	1 838 848	1 855 166	1 956 710
2516020	WOOD PULP, SULPHITE, BLEACHED, SPECIAL ALPHA AND DISSOLVING GRADES, EXCEPT SCREENINGS							(STN)
CANADA.....	9 877	3 509 190	3 684 912	3 684 912	44 935	15 914 664	16 767 930	16 767 930
REP SAF.....	-	-	-	-	4 719	1 237 010	1 237 010	1 415 609
OTH CTY.....	-	-	-	-	2	450	450	522
TOTAL.....	9 877	3 509 190	3 684 912	3 684 912	49 656	17 152 124	18 005 390	18 184 061
2516040	WOOD PULP, BLEACHED SULPHATE SPECIAL ALPHA AND DISSOLVING GRADES, EXCEPT SCREENINGS							(STN)
CANADA.....	62	22 465	23 555	23 555	1 541	532 312	554 204	554 204
TOTAL.....	62	22 465	23 555	23 555	1 541	532 312	554 204	554 204
2517120	WOOD PULP, SULPHATE, UNBLEACHED HARDWOOD, EXCEPT SCREENINGS							(STN)
CANADA.....	632	188 060	196 146	196 146	2 603	737 561	772 428	772 436
TOTAL.....	632	188 060	196 146	196 146	2 603	737 561	772 428	772 436
2517140	WOOD PULP, SULPHATE, UNBLEACHED SOFTWOOD, EXCEPT SCREENINGS							(STN)
CANADA.....	8 463	2 791 785	2 951 760	2 952 573	62 458	20 064 716	21 314 421	21 332 309
SWEDEN.....	96	38 799	38 799	51 378	2 954	963 365	964 918	1 114 100
U GERM.....	-	-	-	-	62	21 174	21 870	21 870
W GERM.....	81	33 140	33 140	41 574	81	33 140	33 140	41 574
TOTAL.....	8 640	2 863 724	3 023 699	3 045 525	65 555	21 082 395	22 334 349	22 509 853
2517215	WOOD PULP, SULPHATE, SEMI-BLEACHED, SOFTWOOD, EXCEPT SCREENINGS							(STN)
CANADA.....	8 165	2 801 834	2 935 223	2 944 054	43 481	14 364 168	14 916 533	15 016 447
TOTAL.....	8 165	2 801 834	2 935 223	2 944 054	43 481	14 364 168	14 916 533	15 016 447
2517220	WOOD PULP, SULPHATE, BLEACHED HARDWOOD, EXC SPECIAL ALPHA & DISSOLVING & EXC SCREENINGS							(STN)
CANADA.....	4 753	1 598 042	1 632 496	1 634 781	29 718	10 153 003	10 334 311	10 359 083
TOTAL.....	4 753	1 598 042	1 632 496	1 634 781	29 718	10 153 003	10 334 311	10 359 083
2517230	WOOD PULP, SULPHATE, BLEACHED SOFTWOOD, EXC SPECIAL ALPHA & DISSOLVING & EXC SCREENINGS							(STN)
CANADA.....	173 071	60 274 995	62 195 184	62 346 970	892 623	306 646 289	316 600 602	317 056 375
SWEDEN.....	-	-	-	-	23	9 235	9 265	16 397
FINLAND.....	-	-	-	-	55	274 559	274 559	294 590
SPAIN.....	-	-	-	-	41	16 528	18 528	23 030
GAZA ST.....	-	-	-	-	421	73 392	74 806	74 806
YEMEN A.....	50	17 459	18 076	18 076	50	17 459	18 076	18 076
TOTAL.....	173 121	60 292 454	62 213 260	62 365 046	893 213	307 039 462	316 995 836	317 483 274
2517240	WOOD PULP, SODA, BLEACHED AND UNBLEACHED, EXCEPT SCREENINGS							(STN)
CANADA.....	-	-	-	-	175	61 407	62 959	62 959
SPAIN.....	-	-	-	-	60	30 671	30 671	37 094
TOTAL.....	-	-	-	-	235	92 078	93 630	100 053
2518100	WOOD PULP, SULPHITE, UNBLEACHED AND SEMIBLEACHED, EXCEPT SCREENINGS							(STN)
CANADA.....	5 649	1 636 933	1 659 745	1 659 745	24 274	7 127 930	7 227 254	7 227 254
SWEDEN.....	-	-	-	-	327	109 619	109 619	124 462
TOTAL.....	5 649	1 636 933	1 659 745	1 659 745	24 601	7 237 549	7 336 873	7 351 716
2518200	WOOD PULP, SULPHITE, BLEACHED, EXCEPT SPECIAL ALPHA & DISSOLVING AND EXC SCREENINGS							(STN)
CANADA.....	23 338	7 553 388	7 632 005	7 632 005	113 209	36 734 046	37 060 157	37 062 173
SWEDEN.....	-	-	-	-	561	261 553	261 553	290 581
OTH CTY.....	-	-	-	-	3	1 318	1 318	1 578
TOTAL.....	23 338	7 553 388	7 632 005	7 632 005	113 773	36 996 917	37 323 028	37 354 332
2612000	WASTE AND ADVANCED WASTE, OF SILK, AND FIBERS OF SILK PROCESSED BUT NOT SPUN							(LB)
JAPAN.....	882	4 069	4 069	4 249	5 982	24 398	24 398	25 765
OTH CTY.....	-	-	-	-	385	1 096	1 096	1 139
TOTAL.....	882	4 069	4 069	4 249	6 367	25 494	25 494	26 904

Table 2. Schedule A Commodity by Country of Origin,
Customs Value, F.a.s. and C.i.f.—Continued

(For information on coverage, definitions of Customs, f.a.s., and c.i.f. values, see Explanation of Statistics. Shipments valued less than \$251 are shown only under Schedule A commodity number 990.0000 and excluded from all other commodities. OTH CTY represents total for countries averaging under \$1,000 per month based on Customs Value)

Country of origin	Schedule A commodity number, description and unit of quantity							
	Net quantity	Current month			Net quantity	Cumulative, January to date		
		Value (dollars)				Value (dollars)		
	Customs	F.a.s.	C.i.f.	Customs	F.a.s.	C.i.f.		
2613000	SILK, RAW							(LB)
BRAZIL.....	8 599	70 872	70 872	74 952	72 775	659 184	659 184	696 497
ITALY.....	-	-	-	-	347	15 209	15 209	15 624
CHINA M.....	47 564	412 098	412 098	425 132	103 457	883 056	883 056	912 592
HONG KONG.....	-	-	-	-	2 654	24 236	24 236	26 045
CHINA T.....	-	-	-	-	6 731	61 759	61 759	64 458
TOTAL.....	56 163	482 970	482 970	500 084	185 964	1 643 444	1 643 444	1 715 216
2621015	WOOL, NOV 40S NES IN GREASE OR WASHED DUTY FREE							(CLB)
ARGENT.....	-	-	-	-	109 334	74 185	74 185	82 695
U KING.....	60 168	58 238	58 238	62 472	231 560	202 264	202 264	216 557
IRELAND.....	28 714	29 971	29 961	30 006	28 714	29 971	29 961	30 006
AUSTRAL.....	12 723	8 840	8 840	10 814	12 723	8 840	8 840	10 814
N ZEAL.....	293 339	212 773	212 773	264 696	1 963 135	1 444 738	1 444 738	1 777 942
TOTAL.....	394 944	309 822	309 812	367 968	2 345 466	1 759 998	1 759 988	2 118 054
2621020	WOOL, NOT MERINO IN GREASE OR WASHED							(CLB)
ARGENT.....	-	-	-	-	20 371	14 772	14 772	16 338
N ZEAL.....	32 992	23 164	23 164	29 693	32 992	23 164	23 164	29 693
REP SAF.....	-	-	-	-	9 044	9 182	9 182	10 730
TOTAL.....	32 992	23 164	23 164	29 693	62 407	47 118	47 118	56 761
2621025	WOOL, NOV 40S NES IN GREASE OR WASHED							(CLB)
ARGENT.....	16 976	13 078	13 078	14 673	105 971	88 434	88 434	98 258
N ZEAL.....	133 466	94 392	94 392	118 150	438 089	334 945	334 945	413 388
OTH CTY.....	-	-	-	-	4 786	2 316	2 316	2 784
TOTAL.....	150 442	107 470	107 470	132 823	548 846	425 695	425 695	514 430
2621030	WOOL, OVER 40S TO 44S NES IN GREASE OR WASHED DUTY FREE							(CLB)
N ZEAL.....	414 030	328 489	331 033	404 336	673 803	547 090	549 633	665 676
TOTAL.....	414 030	328 489	331 033	404 336	673 803	547 090	549 633	665 676
2621035	WOOL, OVER 40S TO 44S NES IN GREASE OR WASHED							(CLB)
ARGENT.....	-	-	-	-	9 725	8 391	8 391	9 336
N ZEAL.....	22 025	20 003	20 003	23 307	243 003	188 984	188 984	227 438
OTH CTY.....	-	-	-	-	2 942	2 756	2 756	3 121
TOTAL.....	22 025	20 003	20 003	23 307	255 670	200 131	200 131	239 895
2621040	WOOL, OVER 44S TO 46S NES IN GREASE OR WASHED DUTY FREE							(CLB)
U KING.....	15 893	14 350	14 350	15 536	66 781	60 250	60 250	65 280
N ZEAL.....	-	-	-	-	85 224	115 506	115 506	130 983
TOTAL.....	15 893	14 350	14 350	15 536	152 005	175 756	175 756	196 263
2621050	WOOL, OVER 46S TO 48S NES IN GREASE OR WASHED							(CLB)
OTH CTY.....	-	-	-	-	1 732	733	733	1 126
TOTAL.....	-	-	-	-	1 732	733	733	1 126
2621060	WOOL, OVER 48S TO 56S NES IN GREASE OR WASHED							(CLB)
ARGENT.....	-	-	-	-	13 205	14 197	14 197	15 488
N ZEAL.....	-	-	-	-	274 017	235 819	237 994	286 495
TOTAL.....	-	-	-	-	287 222	250 016	252 191	301 983
2621070	WOOL, OVER 56S TO 58S NES IN GREASE OR WASHED							(CLB)
AUSTRAL.....	23 397	39 092	39 092	42 956	23 397	39 092	39 092	42 956
N ZEAL.....	-	-	-	-	68 833	53 448	53 448	64 872
TOTAL.....	23 397	39 092	39 092	42 956	92 230	92 540	92 540	107 828
2621080	WOOL, FINER THAN 58S NES IN GREASE OR WASHED							(CLB)
ARGENT.....	-	-	-	-	58 201	75 381	75 381	81 889
AUSTRAL.....	395 309	620 257	620 258	663 909	3 779 255	6 121 062	6 121 060	6 480 689
N ZEAL.....	-	-	-	-	29 634	28 576	28 576	33 667
REP SAF.....	15 631	23 430	23 430	25 555	155 003	228 429	228 429	249 313
TOTAL.....	410 940	643 687	643 688	689 464	4 022 093	6 453 448	6 453 446	6 845 558
2622010	WOOL, NOT MERINO SCOURED DUTY FREE							(CLB)
ARGENT.....	29 400	21 349	21 349	23 620	29 400	21 349	21 349	23 620
U KING.....	4 911	4 238	4 238	4 713	9 320	8 046	8 046	8 791
LEBANON.....	-	-	-	-	52 987	39 615	39 615	45 187
MONGOLA.....	-	-	-	-	25 351	16 637	16 637	18 260
TOTAL.....	34 311	25 587	25 587	28 333	117 058	85 647	85 647	95 858
2622015	WOOL, NOV 40S NES SCOURED DUTY FREE							(CLB)
ARGENT.....	94 869	79 534	79 534	87 083	182 855	149 242	149 242	163 499
FINLAND.....	17 840	13 629	13 629	14 885	17 840	13 629	13 629	14 885
U KING.....	92 974	94 159	94 159	100 445	392 251	388 434	388 434	412 095
ITALY.....	35 403	20 357	20 357	23 277	35 403	20 357	20 357	23 277
N ZEAL.....	174 362	144 931	144 953	179 225	945 072	812 790	812 812	968 369
TOTAL.....	415 448	352 610	352 632	404 915	1 573 421	1 384 452	1 384 474	1 582 125

Table 2. Schedule A Commodity by Country of Origin,
Customs Value, F.a.s. and C.i.f.—Continued

(For information on coverage, definitions of Customs, f.a.s., and c.i.f. values, see Explanation of Statistics. Shipments valued less than \$251 are shown only under Schedule A commodity number 990.0000 and excluded from all other commodities. OTH CTY represents total for countries averaging under \$1,000 per month based on Customs Value)

Country of origin	Schedule A commodity number, description and unit of quantity							
	Current month				Cumulative, January to date			
	Net quantity	Value (dollars)			Net quantity	Value (dollars)		
Customs		F.a.s.	C.i.f.	Customs		F.a.s.	C.i.f.	
2622020	WOOL, NOT MERINO SCOURED OR CARBONIZED							(CLB)
U KING.....	2 212	2 063	2 063	2 275	8 805	7 744	7 744	8 466
MONGOLA.....	-	-	-	-	16 294	11 569	11 569	13 101
TOTAL.....	2 212	2 063	2 063	2 275	25 099	19 313	19 313	21 567
2622025	WOOL, NOT OVER 40S NES SCOURED OR CARBONIZED							(CLB)
U KING.....	-	-	-	-	61 866	48 913	48 913	52 934
S ARAB.....	-	-	-	-	11 644	9 296	9 296	10 124
N ZEAL.....	-	-	-	-	47 907	50 386	50 386	56 220
OTH CTY.....	-	-	-	-	4 591	3 247	3 247	3 653
TOTAL.....	-	-	-	-	126 008	111 842	111 842	122 931
2622030	WOOL, OVER 40S TO 44S NES SCOURED DUTY FREE							(CLB)
N ZEAL.....	14 637	17 168	17 168	20 157	133 673	148 246	148 246	171 704
TOTAL.....	14 637	17 168	17 168	20 157	133 673	148 246	148 246	171 704
2622035	WOOL, OVER 40S TO 44S NES SCOURED OR CARBONIZED							(CLB)
OTH CTY.....	-	-	-	-	1 727	2 000	2 000	2 179
TOTAL.....	-	-	-	-	1 727	2 000	2 000	2 179
2622040	WOOL, OVER 44S TO 46S NES SCOURED DUTY FREE							(CLB)
U KING.....	47 077	51 291	51 291	54 719	100 696	126 114	126 114	134 272
N ZEAL.....	-	-	-	-	25 540	28 821	28 821	32 920
TOTAL.....	47 077	51 291	51 291	54 719	126 236	154 935	154 935	167 192
2622045	WOOL, OVER 44S TO 46S NES SCOURED OR CARBONIZED							(CLB)
AUSTRAL.....	-	-	-	-	19 880	19 725	19 725	21 555
OTH CTY.....	400	296	296	357	1 374	1 378	1 434	1 495
TOTAL.....	400	296	296	357	21 254	21 103	21 159	23 050
2622060	WOOL, OVER 48S TO 56S NES SCOURED OR CARBONIZED							(CLB)
URUGUAY.....	-	-	-	-	4 250	5 168	5 168	5 460
U KING.....	6 831	10 352	10 352	10 808	17 699	27 561	27 561	28 785
FRANCE.....	3 068	4 617	4 617	5 166	6 001	8 780	8 780	9 895
AUSTRAL.....	-	-	-	-	10 002	9 593	9 593	10 822
N ZEAL.....	-	-	-	-	33 582	44 258	44 258	49 308
TOTAL.....	9 899	14 969	14 969	15 974	71 534	95 360	95 360	104 270
2622070	WOOL, OVER 56S TO 58S NES SCOURED OR CARBONIZED							(CLB)
AUSTRAL.....	-	-	-	-	43 181	50 318	50 318	55 210
N ZEAL.....	-	-	-	-	9 004	8 027	8 027	9 414
TOTAL.....	-	-	-	-	52 185	58 345	58 345	64 624
2622080	WOOL, FINER THAN 58S NES SCOURED OR CARBONIZED							(CLB)
U KING.....	-	-	-	-	6 001	8 884	8 884	9 240
AUSTRAL.....	88 678	92 144	92 144	101 618	1 464 939	1 480 318	1 480 318	1 652 023
REP SAF.....	-	-	-	-	18 405	20 561	20 561	22 243
TOTAL.....	88 678	92 144	92 144	101 618	1 489 345	1 509 763	1 509 763	1 683 506
2623010	HAIR OF THE CAMEL							(CLB)
LEBANON.....	6 250	6 268	6 268	6 491	6 250	6 268	6 268	6 491
CHINA M.....	-	-	-	-	62 806	144 094	142 368	148 500
MONGOLA.....	-	-	-	-	78 645	171 680	171 680	179 434
TOTAL.....	6 250	6 268	6 268	6 491	147 701	322 042	320 336	334 425
2623030	HAIR OF THE ALPACA LLAMA VICUNA & LIKE HAIR							(CLB)
PERU.....	-	-	-	-	71 182	147 599	147 599	153 526
TOTAL.....	-	-	-	-	71 182	147 599	147 599	153 526
2623050	HAIR OF THE CASHMERE GOAT & LIKE HAIR							(CLB)
IRAN.....	6 708	22 682	22 682	23 455	84 176	156 842	156 842	169 839
AFGHAN.....	-	-	-	-	7 721	14 564	14 564	16 333
CHINA M.....	-	-	-	-	4 179	16 531	16 531	17 047
OTH CTY.....	-	-	-	-	2 980	4 936	4 936	5 381
TOTAL.....	6 708	22 682	22 682	23 455	99 056	192 873	192 873	208 600
2623070	HAIR OF THE ANGORA RABBIT & THE ANGORA GOAT & LIKE HAIR							(CLB)
REP SAF.....	-	-	-	-	18 864	35 198	35 198	37 204
TOTAL.....	-	-	-	-	18 864	35 198	35 198	37 204
2625100	HORSEHAIR & HORSEHAIR WASTE NOT CARDED OR COMBED							(LB)
CANADA.....	50 473	6 669	6 915	6 935	167 960	30 688	32 353	32 376
MEXICO.....	4 568	10 825	10 825	11 107	57 540	77 486	77 486	79 386
C RICA.....	-	-	-	-	30 161	66 999	65 168	67 042
BRAZIL.....	1 728	3 720	3 720	3 895	23 387	50 677	50 677	52 972
URUGUAY.....	20 724	36 953	36 953	39 378	76 366	147 344	147 344	154 640

Table 2. **Schedule A Commodity by Country of Origin, Customs Value, F.a.s. and C.i.f.—Continued**

(For information on coverage, definitions of Customs, f.a.s., and c.i.f. values, see Explanation of Statistics. Shipments valued less than \$251 are shown only under Schedule A commodity number 990.0000 and excluded from all other commodities. OTH CTY represents total for countries averaging under \$1,000 per month based on Customs Value)

Country of origin	Schedule A commodity number, description and unit of quantity							
	Current month				Cumulative, January to date			
	Net quantity	Value (dollars)			Net quantity	Value (dollars)		
Customs		F.a.s.	C.i.f.	Customs		F.a.s.	C.i.f.	
ARGENT.....	2 800	6 779	6 779	6 899	99 878	185 550	185 550	195 140
W GERM.....	-	-	-	-	1 058	45 937	45 937	46 461
INDIA.....	2 646	5 043	5 043	5 170	9 306	31 942	31 942	32 926
CHINA M.....	22 046	40 138	40 138	44 696	87 601	230 036	230 036	240 266
MONGOLA.....	1 984	5 610	5 610	5 940	4 189	11 844	11 844	12 540
KOR REP.....	-	-	-	-	415	10 420	10 420	10 631
HG KONG.....	-	-	-	-	11 023	31 760	31 760	33 223
CHINA T.....	-	-	-	-	84 121	17 553	17 553	23 713
JAPAN.....	-	-	-	-	11 389	45 618	45 618	46 946
AUSTRAL.....	-	-	-	-	5 793	8 556	8 556	9 588
OTH CTY.....	1 678	3 303	3 303	3 500	2 844	8 327	8 327	8 768
TOTAL.....	108 647	119 040	119 286	127 520	673 031	1 000 737	1 000 571	1 046 618
2625920	HAIR, SOFT BOVINE EAR, GOAT BEARD, CIVET ETC							(LB)
HAITI.....	240	11 520	11 520	11 571	904	30 394	30 394	30 588
W GERM.....	485	19 429	19 429	19 649	5 437	354 173	354 173	355 961
ITALY.....	355	15 000	15 000	15 516	529	22 099	22 099	22 957
CHINA M.....	-	-	-	-	572	27 392	27 392	27 743
JAPAN.....	-	-	-	-	600	18 000	18 000	18 183
TOTAL.....	1 080	45 949	45 949	46 736	8 042	452 058	452 058	455 432
2625940	HAIR, GOAT & KID EXCEPT BEARD HAIR, CRUDE OR SORTED AND/OR TREATED							(LB)
PAKISTN.....	93 365	16 758	16 758	27 265	207 762	55 508	55 517	79 126
CHINA M.....	-	-	-	-	661	12 054	12 054	12 193
KOR REP.....	1 000	9 831	9 831	9 971	3 400	24 395	24 395	25 247
OTH CTY.....	59	1 197	1 197	1 267	126	3 939	3 939	4 079
TOTAL.....	94 424	27 786	27 786	38 503	211 949	95 896	95 905	120 645
2625960	HAIR & FUR NSPF CRUDE OR SORTED AND/OR TREATED							(LB)
U KING.....	14 825	135 047	135 047	137 510	14 897	135 722	135 722	138 264
IRELAND.....	-	-	-	-	75	19 207	19 207	19 395
BELGIUM.....	11 155	9 491	9 491	12 138	24 405	17 692	17 692	21 687
FRANCE.....	-	-	-	-	2 004	7 805	7 805	7 986
CHINA M.....	-	-	-	-	1 157	29 201	29 201	30 271
JAPAN.....	-	-	-	-	243	9 918	9 918	10 041
OTH CTY.....	-	-	-	-	9 978	4 431	4 442	4 599
TOTAL.....	25 980	144 538	144 538	149 648	52 759	223 976	223 987	232 243
2626000	WOOL SHODDY							(LB)
U KING.....	17 713	28 524	28 524	29 755	96 448	107 185	107 185	112 974
TOTAL.....	17 713	28 524	28 524	29 755	96 448	107 185	107 185	112 974
2627000	WOOL OR OTHER ANIMAL HAIR, CARDED OR COMBED, EXCLUDING TOPS							(LB)
U KING.....	8 045	23 724	23 724	24 513	16 403	48 399	48 399	50 879
OTH CTY.....	-	-	-	-	1 242	3 962	3 962	4 494
TOTAL.....	8 045	23 724	23 724	24 513	17 645	52 361	52 361	55 373
2628000	WOOL TOPS							(LB)
PERU.....	-	-	-	-	12 346	23 552	23 552	24 101
URUGUAY.....	-	-	-	-	26 887	26 938	26 938	29 243
U KING.....	-	-	-	-	6 969	19 042	19 042	19 671
REP SAF.....	5 610	14 513	14 513	15 585	24 878	43 692	43 692	47 722
OTH CTY.....	301	1 319	1 319	1 406	562	2 482	2 504	2 671
TOTAL.....	5 911	15 832	15 832	16 991	71 642	115 706	115 728	123 408
2629010	WASTE, WOOL CARD OR BURR, WHETHER OR NOT ADVANCED							(LB)
BRAZIL.....	78 297	17 757	17 757	22 555	197 191	45 122	45 122	56 953
URUGUAY.....	-	-	-	-	29 048	18 067	18 067	20 274
U KING.....	146 072	96 799	96 799	105 595	465 185	317 485	317 485	347 123
W GERM.....	21 076	21 046	21 046	22 876	74 101	69 628	69 628	76 332
AUSTRAL.....	-	-	-	-	35 787	22 276	22 276	25 740
REP SAF.....	9 971	10 923	10 923	12 206	70 291	68 193	68 193	76 141
OTH CTY.....	-	-	-	-	100	392	392	392
TOTAL.....	255 416	146 525	146 525	163 232	871 703	541 163	541 163	602 955
2629030	NOILS, WOOL, WHETHER OR NOT ADVANCED							(LB)
CANADA.....	-	-	-	-	26 504	6 525	6 574	6 574
CHILE.....	7 849	3 231	3 231	3 634	173 315	81 320	81 320	91 767
BRAZIL.....	52 024	30 173	30 173	33 413	147 419	83 642	83 642	92 845
URUGUAY.....	8 457	5 690	5 690	6 427	301 569	184 016	184 016	201 569
ARGENT.....	124 562	93 087	93 087	103 003	482 750	338 092	338 092	377 184
U KING.....	345 877	385 263	385 181	406 678	2 441 065	2 725 390	2 715 307	2 855 857
BELGIUM.....	39 325	56 998	56 998	59 727	176 417	226 515	226 515	239 290
FRANCE.....	7 918	9 687	9 687	10 421	7 918	9 687	9 687	10 421
W GERM.....	-	-	-	-	8 187	9 235	9 235	10 436
ITALY.....	10 046	11 869	11 869	12 544	10 046	11 869	11 869	12 544
AUSTRAL.....	37 033	34 828	34 828	38 228	259 679	249 964	249 964	275 266
N ZEAL.....	19 664	20 842	20 842	22 864	90 019	102 785	102 785	115 095
EGYPT.....	55 637	68 187	63 306	68 187	55 637	68 187	63 306	68 186
REP SAF.....	-	-	-	-	50 389	32 679	32 679	38 925
TOTAL.....	708 392	719 855	714 892	765 125	4 230 914	4 129 906	4 115 791	4 395 959

Table 2. Schedule A Commodity by Country of Origin,
Customs Value, F.a.s. and C.i.f.—Continued

(For information on coverage, definitions of Customs, f.a.s., and c.i.f. values, see Explanation of Statistics. Shipments valued less than \$251 are shown only under Schedule A commodity number 990.0000 and excluded from all other commodities. OTH CTY represents total for countries averaging under \$1,000 per month based on Customs Value)

Country of origin	Schedule A commodity number, description and unit of quantity								
	Net quantity	Current month			Net quantity	Cumulative, January to date			
		Value (dollars)				Value (dollars)			
		Customs	F.a.s.	C.i.f.		Customs	F.a.s.	C.i.f.	
2629050	WASTE, WOOL YARN, NOT INCLUDING SUCH WASTES, PICKERED AND/OR GARNETTED							(LB)	
URUGUAY.....	45 942	13 699	13 699	16 965	177 025	64 232	64 232	77 148	
ARGENT.....	11 712	9 299	9 299	10 242	22 712	17 234	17 234	19 063	
U KING.....	16 556	11 168	11 168	12 543	204 092	122 979	122 973	135 679	
BELGIUM.....	-	-	-	-	81 065	62 383	62 383	66 006	
FRANCE.....	-	-	-	-	9 568	8 153	8 153	8 738	
W GERM.....	-	-	-	-	16 417	18 963	18 963	20 223	
ITALY.....	-	-	-	-	43 142	7 860	7 860	10 042	
HG KONG.....	-	-	-	-	17 243	13 261	13 261	14 440	
AUSTRAL.....	-	-	-	-	37 793	29 242	29 242	33 645	
OTH CTY.....	-	-	-	-	1 842	829	829	829	
TOTAL.....	74 210	34 166	34 166	39 750	610 899	345 136	345 130	385 615	
2629070	WASTE OF WOOL AND OF OTHER ANIMAL HAIR, NES							(LB)	
CANADA.....	6 010	405	576	576	46 829	13 375	13 894	13 894	
ARGENT.....	-	-	-	-	33 069	9 971	9 971	12 567	
U KING.....	9 826	6 995	6 995	7 587	27 817	21 357	21 357	23 094	
AUSTRAL.....	43 813	38 058	38 058	42 689	205 082	189 644	189 644	215 089	
OTH CTY.....	-	-	-	-	4 409	543	543	583	
TOTAL.....	59 649	45 458	45 629	50 852	317 206	234 890	235 409	265 227	
2631010	COTTON, RAW STAPLE UNDER 1-1/8 INCHES							(LB)	
MEXICO.....	2 231 096	1 148 418	1 148 418	1 148 418	6 722 194	3 463 546	3 463 546	3 463 549	
PERU.....	-	-	-	-	247 911	124 454	124 454	136 107	
INDIA.....	-	-	-	-	184 868	59 674	59 674	71 488	
PAKISTN.....	39 072	10 212	10 212	12 899	931 145	282 186	282 178	342 006	
TOTAL.....	2 270 168	1 158 630	1 158 630	1 161 317	8 086 118	3 929 860	3 929 852	4 013 150	
2631050	COTTON, RAW STAPLE 1-3/8 TO 1-11/16 INCH							(LB)	
EGYPT.....	35 555	41 898	41 898	43 038	106 636	118 171	118 171	123 600	
SUDAN.....	-	-	-	-	640 698	743 492	743 492	772 682	
TOTAL.....	35 555	41 898	41 898	43 038	747 334	861 663	861 663	896 282	
2632000	LINTERS, COTTON							(LB)	
MEXICO.....	1 525 447	233 951	237 452	237 452	4 849 055	949 031	961 675	961 675	
NICARAG.....	48 444	3 391	3 391	5 375	98 931	8 514	8 514	12 536	
TOTAL.....	1 573 891	237 342	240 843	242 827	4 947 986	957 545	970 189	974 211	
2635010	STRIPS, CARD & VACUUM, & WASTE, LAP, SLIVER & ROVING, COTTON							(LB)	
CANADA.....	-	-	-	-	104 648	12 500	12 500	12 500	
TOTAL.....	-	-	-	-	104 648	12 500	12 500	12 500	
2635030	WASTE, COTTON COMBER							(LB)	
JAPAN.....	-	-	-	-	77 000	20 638	20 638	22 310	
TOTAL.....	-	-	-	-	77 000	20 638	20 638	22 310	
2635050	WASTE, COTTON NES & COTTON, CARDED OR COMBED							(LB)	
CANADA.....	61 707	8 377	8 633	8 633	269 317	47 031	48 864	48 864	
BRAZIL.....	85 887	2 736	2 736	4 967	467 663	17 477	17 477	29 328	
PAKISTN.....	482 083	64 851	64 851	86 857	1 704 569	232 730	232 730	305 516	
HG KONG.....	409 190	18 103	18 594	28 738	582 334	37 501	37 992	51 321	
TOTAL.....	1 038 867	94 067	94 814	129 195	3 023 883	334 739	337 063	435 029	
2640020	JUTE, RAW, WASTE AND ADVANCED WASTE							(LTN)	
U KING.....	43	24 008	24 008	27 845	559	78 753	78 753	128 304	
BELGIUM.....	-	-	-	-	18	9 236	9 236	10 708	
W GERM.....	-	-	-	-	131	41 147	41 147	42 360	
INDIA.....	1 235	475 107	475 065	621 346	1 703	681 761	681 826	898 100	
BNGLDSDH.....	961	450 254	450 254	548 231	4 286	1 633 860	1 633 860	2 110 544	
THAILND.....	831	162 171	162 170	234 310	5 341	894 822	902 488	1 384 339	
OTH CTY.....	-	-	-	-	36	3 794	3 634	6 029	
TOTAL.....	3 070	1 111 540	1 111 497	1 431 732	12 074	3 343 373	3 350 944	4 580 384	
2651040	FLAX, RAW & PROCESSED NOT SPUN								
MEXICO.....	-	131 155	131 155	131 155	-	173 758	173 758	173 758	
U KING.....	-	-	-	-	-	29 560	29 560	31 719	
BELGIUM.....	-	96 465	96 465	104 184	-	233 898	234 398	258 659	
OTH CTY.....	-	1 803	1 908	1 989	-	2 082	2 188	2 287	
TOTAL.....	-	229 423	229 528	237 328	-	439 298	439 904	466 423	
2652000	TRUE HEMP, RAW, WASTE, ADVANCED WASTE, AND PROCESSED BUT NOT SPUN							(LB)	
OTH CTY.....	-	-	-	-	176	477	477	555	
TOTAL.....	-	-	-	-	176	477	477	555	
2653000	RAMIE, RAW, WASTE, ADVANCED WASTE, AND PROCESSED BUT NOT SPUN								
OTH CTY.....	-	-	-	-	-	646	646	706	
TOTAL.....	-	-	-	-	-	646	646	706	

Table 2. **Schedule A Commodity by Country of Origin, Customs Value, F.a.s. and C.i.f.—Continued**

(For information on coverage, definitions of Customs, f.a.s., and c.i.f. values, see Explanation of Statistics. Shipments valued less than \$251 are shown only under Schedule A commodity number 990.0000 and excluded from all other commodities. OTH CTY represents total for countries averaging under \$1,000 per month based on Customs Value)

Country of origin	Schedule A commodity number, description and unit of quantity							
	Current month				Cumulative, January to date			
	Net quantity	Value (dollars)			Net quantity	Value (dollars)		
Customs		F.a.s.	C.i.f.	Customs		F.a.s.	C.i.f.	
2654000	SISAL, HENEQUEN & OTHER AGAVE FAMILY FIBERS & THEIR WASTE							
MEXICO.....	-	-	-	-	-	30 897	30 897	49 097
HAITI.....	-	-	-	-	-	157 522	157 522	164 523
BRAZIL.....	-	56 400	56 400	76 554	-	1 218 713	1 218 713	1 388 973
PORTUGL.....	-	-	-	-	-	6 379	6 379	8 052
ANGOLA.....	-	-	-	-	-	392 912	392 912	442 763
KENYA.....	-	257 624	257 624	286 303	-	478 555	478 555	525 422
TNZANIA.....	-	-	-	-	-	258 813	258 813	282 502
MOZAMBQ.....	-	-	-	-	-	587 650	87 650	97 321
OTH CTY.....	-	254	254	348	-	5 234	5 234	6 113
TOTAL.....	-	314 278	314 278	363 205	-	3 136 675	2 636 675	2 964 766
2655000	ABACA, RAW, WASTE, ADVANCED WASTE, & PROCESSED BUT NOT SPUN							
COLOMB.....	-	-	-	-	-	35 712	35 712	40 641
ECUADOR.....	-	115 908	115 908	130 316	-	2 117 806	2 117 806	2 335 460
SPAIN.....	-	561 373	561 373	606 720	-	581 473	581 473	629 880
PHIL R.....	-	1 273 515	1 273 515	1 503 927	-	6 562 580	6 562 580	7 638 241
TOTAL.....	-	1 950 796	1 950 796	2 240 963	-	9 297 571	9 297 571	10 644 222
2658000	FIBERS, VEGETABLE TEXTILE, NES, RAW, WASTE, ADVANCED WASTE, AND PROCESSED BUT NOT SPUN							
MEXICO.....	-	5 292	5 340	5 340	-	9 968	10 040	10 040
FRANCE.....	-	-	-	-	-	131 160	131 160	145 019
INDIA.....	-	13 621	13 621	19 713	-	32 268	32 268	45 064
BNGLDSH.....	-	-	-	-	-	26 948	26 948	38 273
SRI LKA.....	-	14 454	14 454	21 137	-	242 630	242 886	312 180
THAILND.....	-	-	-	-	-	231 685	231 685	298 656
PHIL R.....	-	6 236	6 236	6 971	-	66 779	66 779	114 088
OTH CTY.....	-	-	-	-	-	3 959	4 212	4 212
TOTAL.....	-	39 603	39 651	53 161	-	745 397	745 978	967 532
2661300	FIBERS, MAN-MADE NONCONTINUOUS, CARDED OR COMBED (LB)							
U KING.....	36 073	32 316	32 316	33 123	98 853	88 559	88 559	92 454
ITALY.....	19 237	7 424	7 424	8 272	335 928	129 861	129 861	144 472
JAPAN.....	22 046	8 892	8 892	10 300	755 469	261 783	262 694	295 016
OTH CTY.....	1 100	1 200	1 200	1 337	4 342	7 848	7 868	8 389
TOTAL.....	78 456	49 832	49 832	53 032	1 194 592	488 051	488 982	540 331
2662110	FIBERS, NYLON NONCONTINUOUS NOT CARDED OR COMBED INCLUDING BRUSH BRISTLES (LB)							
CANADA.....	-	-	-	-	9 895	7 907	8 172	8 172
FRANCE.....	1 972	7 483	7 483	8 600	26 764	82 108	82 108	88 165
W GERM.....	114 490	97 812	98 932	104 666	1 081 921	785 191	780 033	838 801
SWITZLD.....	813	2 035	2 035	2 182	59 962	76 911	76 911	83 129
PORTUGL.....	-	-	-	-	32 629	51 750	51 750	53 136
ITALY.....	382 840	204 199	203 952	220 934	1 759 039	1 201 515	1 162 308	1 247 687
INDIA.....	-	-	-	-	40 895	46 606	46 606	51 394
JAPAN.....	60 681	26 033	26 033	29 834	4 120 288	2 623 204	2 623 204	2 880 792
OTH CTY.....	-	-	-	-	2 000	3 960	3 960	4 157
TOTAL.....	560 796	337 562	338 435	366 216	7 133 393	4 879 152	4 835 052	5 255 433
2662150	FIBERS, ACRYLIC NONCONTINUOUS NOT CARDED OR COMBED (LB)							
CANADA.....	-	-	-	-	52 418	41 236	41 657	41 657
U KING.....	173 455	106 169	106 169	114 205	350 712	222 792	222 808	241 494
W GERM.....	275 182	142 128	141 573	155 145	980 408	477 532	475 581	526 596
ITALY.....	-	-	-	-	510 747	225 583	222 533	252 463
JAPAN.....	378 175	204 792	204 792	231 252	2 008 237	1 144 879	1 152 301	1 282 811
OTH CTY.....	-	-	-	-	2 582	4 285	4 285	4 748
TOTAL.....	826 812	453 089	452 534	500 602	3 905 104	2 116 307	2 119 165	2 349 769
2662170	FIBERS, NONCELLULOSIC NONCONTINUOUS NES NOT CARDED OR COMBED & BRUSH BRISTLES NES (LB)							
CANADA.....	85 819	55 504	56 017	56 017	307 581	117 524	119 416	119 533
MEXICO.....	3 998	1 571	1 818	1 818	6 501	10 954	11 201	11 534
U KING.....	37 541	19 699	19 699	21 678	39 798	21 002	21 002	23 230
FRANCE.....	-	-	-	-	1 056	5 164	5 164	5 741
W GERM.....	1 301	713	713	1 176	107 610	201 124	201 123	207 998
POLAND.....	-	-	-	-	17 028	15 857	15 857	17 953
ITALY.....	46 875	55 962	54 744	58 934	324 392	250 185	250 380	273 668
CHINA T.....	427 500	133 695	133 695	157 621	1 167 710	448 953	448 953	517 420
JAPAN.....	94 897	40 369	40 140	48 146	1 457 573	719 045	717 740	812 734
OTH CTY.....	-	-	-	-	819	256	256	752
TOTAL.....	697 931	307 513	306 826	345 390	3 430 068	1 790 064	1 791 092	1 990 563
2663120	FIBERS, CELLULOSIC NONCONTINUOUS, CARPET & RUG TYPE 8 DNR & COARSER NOT CARDED OR COMBED (LB)							
FRANCE.....	31 860	25 319	25 319	26 811	31 860	25 319	25 319	26 811
TOTAL.....	31 860	25 319	25 319	26 811	31 860	25 319	25 319	26 811
2663140	FIBERS, CELLULOSIC NONCONTINUOUS, NES NOT CARDED OR COMBED (LB)							
CANADA.....	286 995	144 244	144 320	144 320	1 694 883	902 422	902 861	902 861
SWEDEN.....	15 439	5 813	5 813	6 846	15 439	5 813	5 813	6 846
FINLAND.....	-	-	-	-	5 232	11 521	11 521	15 179
BELGIUM.....	-	-	-	-	22 189	17 311	17 311	18 277
FRANCE.....	-	-	-	-	41 450	32 627	32 627	34 379

Table 2. Schedule A Commodity by Country of Origin,
Customs Value, F.a.s. and C.i.f.—Continued

(For information on coverage, definitions of Customs, f.a.s., and c.i.f. values, see Explanation of Statistics. Shipments valued less than \$251 are shown only under Schedule A commodity number 990.0000 and excluded from all other commodities. OTH CTY represents total for countries averaging under \$1,000 per month based on Customs Value)

Country of origin	Schedule A commodity number, description and unit of quantity								
	Current month				Cumulative, January to date				
	Net quantity	Value (dollars)			Net quantity	Value (dollars)			
Customs		F.a.s.	C.i.f.	Customs		F.a.s.	C.i.f.		
W GERM.....	49 280	26 858	26 858	29 077	49 280	26 858	26 858	29 077	
AUSTRIA.....	2 732 361	1 071 209	1 079 255	1 201 335	5 211 768	2 078 602	2 090 462	2 327 230	
CZECHO.....	83 648	32 640	32 886	36 964	83 648	32 640	32 886	36 964	
ITALY.....	-	-	-	-	341 073	143 489	143 489	160 656	
JAPAN.....	358 097	179 786	179 162	200 925	2 247 160	1 116 889	1 115 516	1 245 127	
OTH CTY.....	-	-	-	-	40	463	471	471	
TOTAL.....	3 525 820	1 460 550	1 468 294	1 619 467	9 712 162	4 368 835	4 379 815	4 777 067	
2664000	WASTE, MAN-MADE FIBERS							(LB)	
CANADA.....	477 464	63 308	65 869	65 869	1 998 102	311 710	322 893	322 962	
U KING.....	396 998	68 141	68 141	84 676	2 405 826	477 871	479 542	574 759	
NETHLDs.....	738	790	790	1 416	159 599	11 891	11 891	17 200	
FRANCE.....	4 973	24 318	24 318	24 668	11 927	58 369	58 369	59 243	
W GERM.....	264 796	47 349	47 349	58 820	1 335 979	254 697	258 179	314 744	
AUSTRIA.....	41 063	5 888	5 888	7 809	41 063	5 888	5 888	7 809	
SWITZLD.....	-	-	-	-	99 642	25 663	24 509	29 735	
ITALY.....	-	-	-	-	377 024	54 215	54 214	72 276	
ROMANIA.....	-	-	-	-	95 862	26 090	26 090	31 413	
JAPAN.....	98 000	9 928	9 928	14 640	714 886	163 387	164 764	200 631	
AUSTRAL.....	-	-	-	-	185 070	34 737	34 737	48 195	
REP SAF.....	-	-	-	-	237 888	44 876	44 876	60 261	
OTH CTY.....	15 359	1 561	1 561	3 828	15 359	1 561	1 561	3 826	
TOTAL.....	1 299 391	221 283	223 844	261 726	7 678 227	1 470 955	1 487 513	1 743 056	
2670210	SCRAP CORDAGE OF TEXTILE MATERIALS							(LB)	
OTH CTY.....	-	-	-	-	75 842	8 134	8 134	11 557	
TOTAL.....	-	-	-	-	75 842	8 134	8 134	11 557	
2670230	RAGS, BAGGING AND SUGAR SACK FABRIC							(LB)	
THAILND.....	1 244 221	45 692	45 692	91 193	1 528 164	58 361	58 361	114 166	
PHIL R.....	76 059	3 195	3 195	5 205	682 868	25 118	25 118	43 169	
KOR REP.....	409 860	16 565	16 565	26 928	1 497 527	55 849	55 849	97 980	
HG KONG.....	-	-	-	-	240 000	10 836	10 836	17 501	
CHINA T.....	-	-	-	-	266 712	11 665	11 665	18 520	
JAPAN.....	66 206	2 887	2 887	4 116	272 526	10 007	10 007	16 918	
OTH CTY.....	-	-	-	-	76 481	656	656	732	
TOTAL.....	1 796 346	68 339	68 339	127 442	4 564 278	172 492	172 492	308 926	
2670250	WIPING RAGS, COTTON, NES							(LB)	
CANADA.....	96 568	6 287	6 537	6 537	305 402	14 659	15 269	15 269	
U KING.....	-	-	-	-	14 366	5 793	5 793	6 911	
NETHLDs.....	-	-	-	-	47 467	15 131	15 131	17 295	
BELGIUM.....	-	-	-	-	8 309	7 690	7 690	8 268	
PAKISTN.....	-	-	-	-	45 360	88 272	88 272	93 600	
JAPAN.....	165 000	73 303	73 303	81 005	575 500	220 706	225 018	251 708	
TUNISIA.....	106 344	33 491	33 491	36 697	570 506	180 597	180 597	195 655	
TOTAL.....	367 912	113 081	113 331	124 239	1 566 910	532 848	537 770	588 906	
2670270	RAGS, WOOL, NES							(LB)	
CANADA.....	37 912	12 186	12 242	12 242	181 467	71 064	71 451	71 451	
DENMARK.....	-	-	-	-	27 890	13 315	13 315	16 006	
U KING.....	109 562	70 524	70 524	76 999	434 627	231 068	231 797	257 435	
FRANCE.....	-	-	-	-	83 318	24 194	24 194	26 646	
W GERM.....	-	-	-	-	6 555	6 997	6 997	7 313	
ITALY.....	6 532	1 533	1 533	1 960	38 039	13 014	13 014	16 628	
JAPAN.....	14 011	7 738	7 738	8 201	64 011	16 618	16 618	19 826	
AUSTRAL.....	2 043	1 635	1 635	1 745	23 533	18 386	18 386	20 841	
OTH CTY.....	-	-	-	-	3 021	2 180	2 180	2 417	
TOTAL.....	170 060	93 616	93 672	101 147	862 461	396 836	397 952	438 563	
2670290	RAGS, WASTE AND SCRAP NES, TEXTILE							(LB)	
CANADA.....	448 453	38 494	40 880	41 264	1 315 067	137 885	144 703	145 855	
BRAZIL.....	-	-	-	-	88 184	6 792	6 792	9 200	
U KING.....	53 093	5 576	5 576	6 939	183 972	13 949	13 949	20 359	
PORTUGL.....	-	-	-	-	189 760	13 302	13 302	18 428	
PAKISTN.....	-	-	-	-	128 073	10 897	10 897	18 074	
HG KONG.....	-	-	-	-	1 723 700	86 483	87 360	119 203	
OTH CTY.....	552	1 063	1 063	1 081	85 020	6 310	6 310	9 615	
TOTAL.....	502 098	45 133	47 519	49 284	3 713 776	275 618	283 313	340 734	
2712000	SODIUM NITRATE							(STN)	
CHILE.....	18 463	3 040 238	3 048 669	3 225 455	105 378	14 619 323	14 627 754	15 934 540	
OTH CTY.....	-	-	-	-	5	892	908	908	
TOTAL.....	18 463	3 040 238	3 048 669	3 225 455	105 383	14 620 215	14 628 662	15 935 448	
2713000	PHOSPHATES, CRUDE, AND APATITE							(STN)	
CANADA.....	-	-	-	-	105	17 081	19 100	19 100	
MEXICO.....	235	2 548	2 419	2 419	760	9 440	9 311	9 311	
N ANTIL.....	6 186	201 925	201 925	273 436	14 095	576 218	576 218	740 008	
TOTAL.....	6 421	204 473	204 344	275 855	14 960	602 739	604 629	768 419	

Table 2. Schedule A Commodity by Country of Origin,
Customs Value, F.a.s. and C.i.f.—Continued

(For information on coverage, definitions of Customs, f.a.s., and c.i.f. values, see Explanation of Statistics. Shipments valued less than \$251 are shown only under Schedule A commodity number 990.0000 and excluded from all other commodities. OTH CTY represents total for countries averaging under \$1,000 per month based on Customs Value)

Country of origin	Schedule A commodity number, description and unit of quantity							
	Current month				Cumulative, January to date			
	Net quantity	Value (dollars)			Net quantity	Value (dollars)		
Customs		F.a.s.	C.i.f.	Customs		F.a.s.	C.i.f.	
2714000	POTASSIUM NITRATE CRUDE (STN)							
ISRAEL.....	3 654	738 414	738 414	811 104	19 003	3 619 121	3 619 121	4 073 316
OTH CTY.....	2	961	1 025	1 025	4	2 510	2 574	3 015
TOTAL.....	3 656	739 375	739 439	812 129	19 007	3 621 631	3 621 695	4 076 331
2731220	MARBLE AND BRECCIA, IN BLOCK, ROUGH OR SQUARED ONLY (CFT)							
BELGIUM.....	-	-	-	-	87	9 091	9 091	9 919
ITALY.....	719	7 765	7 765	13 246	2 019	31 379	31 379	48 315
YUGOSLV.....	-	-	-	-	1 401	23 812	23 812	35 030
OTH CTY.....	-	-	-	-	636	7 505	7 505	13 886
TOTAL.....	719	7 765	7 765	13 246	4 143	71 787	71 787	107 150
2731240	TRAVERTINE AND STONE, UNMANUFACTURED AND ONYX, IN BLOCK, ROUGH OR SQUARED ONLY (CFT)							
MEXICO.....	1 014	5 037	5 037	5 037	2 127	16 749	16 749	16 749
ARGENT.....	-	-	-	-	279	9 996	9 996	12 492
ITALY.....	500	1 050	1 050	1 260	1 071	5 651	5 724	10 550
OTH CTY.....	-	-	-	-	312	1 269	1 269	1 269
TOTAL.....	1 514	6 087	6 087	6 297	3 789	33 665	33 738	41 060
2731300	GRANITE, LIMESTONE & STONE NES, UNWORKED							
CANADA.....	-	131 606	147 729	147 729	-	425 778	476 314	483 362
MEXICO.....	-	7 440	7 440	7 440	-	25 650	25 650	25 650
BRAZIL.....	-	15 206	15 206	24 264	-	57 460	57 900	93 247
URUGUAY.....	-	4 712	4 712	8 615	-	36 150	36 150	65 709
SWEDEN.....	-	989	989	989	-	11 974	11 974	21 582
NORWAY.....	-	2 265	2 265	3 126	-	72 846	72 846	103 570
FINLAND.....	-	2 564	2 564	6 522	-	8 614	8 614	19 546
REP SAF.....	-	4 112	4 112	12 136	-	353 976	356 025	568 093
OTH CTY.....	-	1 713	1 660	1 837	-	5 596	5 543	7 268
TOTAL.....	-	170 607	186 677	212 658	-	998 044	1 051 016	1 388 027
2732100	PLASTER ROCK OR GYPSUM AND GYPSUM CEMENT							
CANADA.....	-	888 034	883 034	1 564 825	-	3 690 846	3 685 958	7 301 280
MEXICO.....	-	86 158	86 158	266 415	-	572 774	572 774	1 431 639
JAMAICA.....	-	99 395	99 395	274 280	-	347 817	347 817	1 036 787
DOM REP.....	-	169 809	169 809	201 496	-	967 684	967 684	1 137 368
U KING.....	-	26 618	26 618	50 350	-	74 212	74 134	135 043
ITALY.....	-	-	-	-	-	6 937	6 937	10 847
OTH CTY.....	-	-	-	-	-	446	446	487
TOTAL.....	-	1 270 014	1 265 014	2 357 366	-	5 660 716	5 655 750	11 053 451
2732200	LIMESTONE, CRUDE, NOT SUITABLE FOR USE AS MONUMENTAL, PAVING OR BUILDING STONE (STN)							
CANADA.....	20 062	32 469	32 469	67 236	146 994	214 813	215 024	543 014
DOM REP.....	-	-	-	-	51 816	176 280	176 280	387 357
W GERM.....	-	-	-	-	3	8 097	8 097	8 573
TOTAL.....	20 062	32 469	32 469	67 236	198 813	399 190	399 401	938 944
2733000	SAND, EXCLUDING METAL-BEARING SAND (LTN)							
CANADA.....	29 039	29 572	29 646	46 478	64 999	71 806	72 055	127 801
FRANCE.....	-	-	-	-	11	6 243	6 243	7 211
AUSTRAL.....	-	-	-	-	15 886	115 194	115 194	336 160
REP SAF.....	-	-	-	-	215	81 168	82 225	101 243
OTH CTY.....	-	-	-	-	94	1 832	1 832	4 915
TOTAL.....	29 039	29 572	29 646	46 478	81 205	276 243	277 549	577 330
2734020	LIMESTONE CHIPS AND SPALLS OR CRUSHED OR GROUND LIMESTONE (STN)							
CANADA.....	128 124	199 882	233 905	405 099	585 840	907 039	1 004 446	1 571 365
TOTAL.....	128 124	199 882	233 905	405 099	585 840	907 039	1 004 446	1 571 365
2734040	MARBLE, BRECCIA, ONYX & STONE, NES, CHIPS & SPALLS OR CRUSHED OR GROUND STONE & QUARTZITE							
CANADA.....	-	201 642	229 640	383 342	-	773 990	768 239	1 374 307
MEXICO.....	-	280	280	280	-	6 963	7 153	7 153
SWEDEN.....	-	44 022	44 022	85 653	-	157 506	157 506	293 191
BELGIUM.....	-	-	-	-	-	8 035	8 035	9 465
SWITZLD.....	-	-	-	-	-	35 722	35 722	36 487
ITALY.....	-	1 077	1 077	3 599	-	4 728	10 664	40 120
OTH CTY.....	-	2 336	2 336	2 472	-	14 585	14 585	16 691
TOTAL.....	-	249 357	277 355	475 346	-	1 006 529	1 001 904	1 777 414
2742000	IRON SULFIDE OR PYRITES (LTN)							
CANADA.....	590	2 438	4 124	4 124	8 754	50 806	78 069	78 069
TOTAL.....	590	2 438	4 124	4 124	8 754	50 806	78 069	78 069
2743000	SULFUR, INCLUDING SUBLIMED AND PRECIPITATED (LTN)							
CANADA.....	80 913	1 868 380	2 591 821	2 598 942	415 793	9 622 076	13 462 909	13 560 404
MEXICO.....	73 639	3 409 188	3 409 188	3 884 633	510 668	23 392 430	23 392 430	26 400 424
W GERM.....	-	-	-	-	18	8 189	8 189	10 273
TOTAL.....	154 552	5 277 568	6 001 009	6 483 575	926 479	33 022 695	36 863 528	39 971 101

Table 2. Schedule A Commodity by Country of Origin,
Customs Value, F.a.s. and C.i.f.—Continued

(For information on coverage, definitions of Customs, f.a.s., and c.i.f. values, see Explanation of Statistics. Shipments valued less than \$251 are shown only under Schedule A commodity number 990.0000 and excluded from all other commodities. OTH CTY represents total for countries averaging under \$1,000 per month based on Customs Value)

Country of origin	Schedule A commodity number, description and unit of quantity							
	Current month				Cumulative, January to date			
	Net quantity	Value (dollars)			Net quantity	Value (dollars)		
Customs		F.a.s.	C.i.f.	Customs		F.a.s.	C.i.f.	
2751010	DIAMONDS, INDUSTRIAL, SYNTHETIC, ROUGH OR PROCESSED, NOT SET AND NOT SUITABLE FOR JEWELRY (CAR)							
CANADA.....	445	667	667	667	49 496	31 768	31 785	31 785
U KING.....	-	-	-	-	4 626	9 757	9 757	9 813
IRELAND.....	173 200	407 807	407 807	410 214	798 294	1 919 399	1 919 405	1 930 588
NETHLDs.....	-	-	-	-	1 800	7 200	7 200	7 261
BELGIUM.....	35 400	39 059	39 059	39 187	42 516	49 021	49 021	49 181
FRANCE.....	11 000	24 900	24 900	24 950	11 000	24 900	24 900	24 950
OMAN.....	-	-	-	-	21 500	20 550	20 550	20 622
JAPAN.....	9 675	19 601	19 601	20 098	279 515	522 273	522 273	528 130
ZAIRE.....	3 000	8 800	8 832	8 832	13 675	37 857	37 983	38 012
OTH CTY.....	2 000	3 231	3 231	3 243	2 300	3 573	3 573	3 592
TOTAL.....	234 720	504 065	504 097	507 191	1 224 722	2 626 298	2 626 447	2 643 934
2751020	DIAMONDS, MINERS, NATURAL (CAR)							
CANADA.....	340	1 698	1 698	1 698	1 244	6 560	6 560	6 560
VENEZ.....	-	-	-	-	5 092	140 400	140 400	140 450
U KING.....	-	-	-	-	6 842	36 974	37 021	37 202
FRANCE.....	-	-	-	-	171	8 535	8 535	8 575
MAURITN.....	-	-	-	-	3 396	5 026	5 026	5 094
ZAIRE.....	3 000	8 120	8 153	8 153	4 903	19 620	19 708	19 708
REP SAF.....	100 722	631 595	631 603	634 033	431 273	2 636 958	2 636 980	2 646 817
OTH CTY.....	-	-	-	-	728	4 934	4 934	4 945
TOTAL.....	104 062	641 413	641 454	643 884	453 649	2 859 007	2 859 164	2 869 351
2751030	DIAMOND CRUSHING BORT (CAR)							
IRELAND.....	-	-	-	-	13 500	35 900	36 150	36 750
NETHLDs.....	-	-	-	-	19 338	42 544	42 544	42 824
REP SAF.....	-	-	-	-	32 778	100 243	100 250	100 839
OTH CTY.....	-	-	-	-	1 300	2 600	2 600	2 611
TOTAL.....	-	-	-	-	66 916	181 287	181 544	183 024
2751040	DIAMONDS, INDUSTRIAL, NATURAL, NES (CAR)							
CANADA.....	535	2 475	2 535	2 535	58 333	340 097	340 561	340 772
VENEZ.....	-	-	-	-	1 128	43 100	43 100	43 310
U KING.....	1 000	2 650	2 650	2 659	179 462	1 112 663	1 103 117	1 107 163
IRELAND.....	3 971	19 188	19 188	19 242	9 321	49 906	49 906	50 070
NETHLDs.....	10 338	25 541	25 541	25 661	53 089	499 349	499 649	502 300
BELGIUM.....	24 271	148 575	148 575	149 100	229 504	980 704	980 803	985 149
USSR.....	-	-	-	-	60 000	77 800	77 800	78 241
ISRAEL.....	1 122	22 482	22 482	22 536	4 058	87 438	87 438	87 651
OMAN.....	-	-	-	-	3 042	15 170	15 170	15 246
JAPAN.....	971	15 734	15 734	15 829	13 295	272 623	272 623	273 903
SIER LN.....	2 498	41 024	41 024	41 428	2 498	41 024	41 024	41 428
IVY CST.....	-	-	-	-	1 060	9 458	9 458	9 498
GHANA.....	6 625	90 090	90 090	90 804	11 376	111 794	111 798	112 582
C AF RP.....	2 992	11 566	11 566	11 657	2 992	11 566	11 566	11 657
ANGOLA.....	-	-	-	-	366	8 831	8 831	8 912
CO BRAZ.....	-	-	-	-	39 888	228 910	228 910	229 873
O PW AF.....	22 064	144 320	144 320	144 887	220 340	1 143 330	1 143 368	1 147 934
ZAIRE.....	2 542	33 844	33 844	34 192	2 569	47 366	47 366	47 726
REP SAF.....	178 438	2 059 536	2 059 535	2 067 744	957 950	7 525 084	7 526 015	7 552 516
OTH CTY.....	-	-	-	-	363	7 248	7 399	7 427
TOTAL.....	257 367	2 617 025	2 617 084	2 628 274	1 850 634	12 613 461	12 605 902	12 653 508
2752100	DIAMOND POWDER OR DUST, NATURAL (CAR)							
CANADA.....	182	274	274	274	6 246	17 131	17 135	17 135
MEXICO.....	-	-	-	-	6 252	10 942	10 942	10 942
U KING.....	72 090	95 940	95 940	96 277	292 532	408 230	408 230	409 732
IRELAND.....	237 040	582 641	582 641	586 102	1 113 951	2 543 436	2 543 416	2 558 364
NETHLDs.....	11 800	70 800	70 800	71 147	36 184	127 934	127 934	128 581
BELGIUM.....	-	-	-	-	69 218	89 153	89 153	89 581
W GERM.....	3 060	7 564	8 683	8 176	11 890	30 835	32 976	31 797
SWITZLD.....	16 976	24 568	24 568	24 680	47 988	52 864	52 864	53 137
USSR.....	-	-	-	-	120 000	173 100	173 100	174 084
JAPAN.....	1 000	1 796	1 796	1 850	2 302	5 738	5 738	5 830
O PW AF.....	1 400	4 001	4 001	4 032	102 420	118 710	118 710	119 164
ZAIRE.....	-	-	-	-	6 500	17 602	17 808	17 824
REP SAF.....	165 280	444 524	444 524	446 479	429 829	1 079 182	1 079 190	1 084 056
TOTAL.....	508 828	1 232 108	1 233 227	1 239 017	2 245 312	4 674 857	4 677 196	4 700 227
2752400	EMERY, PUMICE STONE, NATURAL CORUNDUM AND OTHER NATURAL ABRASIVES INCLUDING DIATOMITE							
MEXICO.....	-	8 100	8 100	8 100	-	28 214	28 214	28 214
U KING.....	-	2 784	2 784	2 890	-	13 058	13 058	19 676
BELGIUM.....	-	8 220	8 220	9 996	-	70 659	70 659	83 856
FRANCE.....	-	11 910	11 910	23 297	-	233 125	232 757	339 285
SWITZLD.....	-	-	-	-	-	7 823	7 823	8 244
ITALY.....	-	1 820	1 820	3 031	-	17 575	17 575	38 570
GREECE.....	-	40 589	40 589	40 801	-	110 101	110 101	248 484
JAPAN.....	-	-	-	-	-	9 427	9 427	9 499
REP SAF.....	-	-	-	-	-	74 488	74 488	104 818
OTH CTY.....	-	2 386	2 536	2 557	-	4 563	4 742	5 363
TOTAL.....	-	75 809	75 959	90 672	-	569 033	568 844	886 009

Table 2. Schedule A Commodity by Country of Origin,
Customs Value, F.a.s. and C.i.f.—Continued

(For information on coverage, definitions of Customs, f.a.s., and c.i.f. values, see Explanation of Statistics. Shipments valued less than \$251 are shown only under Schedule A commodity number 990.0000 and excluded from all other commodities. OTH CTY represents total for countries averaging under \$1,000 per month based on Customs Value)

Country of origin	Schedule A commodity number, description and unit of quantity							
	Current month				Cumulative, January to date			
	Net quantity	Value (dollars)			Net quantity	Value (dollars)		
Customs		F.a.s.	C.i.f.	Customs		F.a.s.	C.i.f.	
2762120	CHINA CLAY OR KAOLIN, WHETHER OR NOT BENEFICIATED							(LTN)
CANADA.....	70	4 641	5 210	5 210	336	23 737	25 017	25 017
U KING.....	434	29 900	32 583	39 261	1 001	104 346	107 866	139 358
OTH CTY.....	52	3 701	3 981	3 981	52	3 701	3 981	3 981
TOTAL.....	556	38 242	41 774	48 452	1 389	131 784	136 864	168 356
2762150	CLAY AND SIMILAR REFRACTORY MATERIALS NES							
ARGENT.....	-	-	-	-	-	7 307	7 307	11 869
U KING.....	-	11 558	11 558	20 716	-	135 645	135 414	235 103
W GERM.....	-	1 080	1 080	1 849	-	8 525	8 525	12 835
ITALY.....	-	-	-	-	-	6 080	6 080	12 684
OTH CTY.....	-	382	397	397	-	6 482	6 786	7 330
TOTAL.....	-	13 020	13 035	22 962	-	164 039	164 112	279 821
2762220	GRAPHITE, NATURAL, CRYSTALLINE FLAKE, LUMP OR CHIP							(LB)
CANADA.....	64 220	8 357	8 553	8 553	189 870	46 412	47 918	47 918
W GERM.....	-	-	-	-	119 049	34 629	34 629	39 157
SRI LKA.....	112 000	19 913	19 913	24 637	112 000	19 913	19 913	24 637
MALAGAS.....	336 490	39 107	39 107	53 720	2 409 533	274 422	272 545	374 583
OTH CTY.....	-	-	-	-	36 534	6 201	6 201	7 773
TOTAL.....	512 710	67 377	67 573	86 910	2 866 986	381 577	381 206	494 068
2762240	GRAPHITE, NATURAL, CRUDE OR REFINED, EXCEPT CRYSTALLINE FLAKE, LUMP OR CHIP							(LB)
CANADA.....	-	-	-	-	62 940	10 780	10 996	10 996
MEXICO.....	10 183 406	156 436	187 754	156 436	45 996 942	634 330	782 629	644 539
NORWAY.....	535 721	53 059	53 059	63 662	1 678 589	236 197	236 197	281 644
FRANCE.....	-	-	-	-	11 111	8 594	8 594	9 366
W GERM.....	79 456	13 667	13 667	16 433	798 554	148 889	148 252	173 830
USSR.....	871 500	91 515	91 428	121 062	2 353 535	243 946	243 859	312 739
SRI LKA.....	434 560	68 175	68 175	86 419	2 528 960	366 700	366 670	468 561
INDNSIA.....	-	-	-	-	134 200	11 562	11 563	14 187
CHINA M.....	202 826	17 856	17 856	23 581	2 093 063	287 209	287 227	350 203
HG KONG.....	-	-	-	-	39 690	6 570	6 570	7 800
MALAGAS.....	33 730	3 854	3 854	5 223	226 760	24 260	24 260	34 929
OTH CTY.....	-	-	-	-	22 046	1 869	1 869	2 300
TOTAL.....	12 341 199	404 562	435 793	472 816	55 948 390	1 977 906	2 128 686	2 311 094
2762515	MAGNESIA, REFRACTORY, INCL FUSED & DEAD BURNED MAGNESITE & DOLOMITE CONT NOT OVER 4% LIME							(STN)
CANADA.....	-	-	-	-	23	7 429	7 445	7 445
FINLAND.....	-	-	-	-	1 694	215 244	215 244	265 129
U KING.....	-	-	-	-	4 739	686 724	686 724	773 620
IRELAND.....	4 835	821 950	821 950	923 364	18 868	2 970 033	2 972 787	3 346 438
YUGOSLV.....	-	-	-	-	2 209	238 970	238 970	301 602
GREECE.....	-	-	-	-	22 679	2 957 792	2 957 792	3 574 760
TURKEY.....	-	-	-	-	224	32 544	32 544	35 240
CHINA M.....	-	-	-	-	784	113 903	113 903	123 339
AUSTRAL.....	101	14 601	14 601	20 706	506	69 350	69 350	100 256
TOTAL.....	4 936	836 551	836 551	944 070	51 726	7 291 989	7 294 759	8 527 829
2762525	MAGNESIA, REFRACTORY, INCL FUSED & DEAD BURNED MAGNESITE & DOLOMITE CONT OVER 4% LIME							(STN)
CANADA.....	105	6 417	7 936	7 936	527	21 003	24 271	24 271
U KING.....	-	-	-	-	1 870	208 795	209 610	236 217
AUSTRIA.....	-	-	-	-	3 066	404 091	404 091	492 812
SPAIN.....	-	-	-	-	2 752	385 280	388 728	438 034
YUGOSLV.....	2 004	269 337	269 337	336 330	5 814	746 268	746 268	944 178
GREECE.....	-	-	-	-	8 463	1 183 320	1 183 320	1 285 351
TOTAL.....	2 109	275 754	277 273	344 266	22 492	2 948 757	2 956 288	3 420 863
2762540	MAGNESITE, CAUSTIC CALCINED, AND CRUDE							(LTN)
NETHLDs.....	25	5 822	5 822	8 157	75	13 158	13 158	18 982
TURKEY.....	-	-	-	-	492	80 000	80 000	111 803
INDIA.....	-	-	-	-	2 060	148 127	148 127	240 277
AUSTRAL.....	-	-	-	-	96	17 281	17 281	23 287
OTH CTY.....	-	-	-	-	8	2 384	2 384	4 288
TOTAL.....	25	5 822	5 822	8 157	2 731	260 950	260 950	398 637
2763000	SODIUM CHLORIDE, SALT IN BRINE, BULK, ETC							
CANADA.....	-	663 365	670 187	899 860	-	2 206 347	2 405 376	2 821 900
MEXICO.....	-	159 233	159 233	362 572	-	2 053 825	2 053 825	4 507 063
BAHAMAS.....	-	358 748	358 748	752 397	-	2 181 013	2 181 013	3 957 452
N ANTIL.....	-	-	-	-	-	162 860	162 860	268 343
CHILE.....	-	-	-	-	-	30 000	30 000	31 000
FRANCE.....	-	2 309	2 309	3 569	-	6 212	6 247	9 986
W GERM.....	-	17 143	17 143	20 391	-	52 585	52 585	62 465
PORTUGL.....	-	-	-	-	-	5 162	5 162	6 030
OTH CTY.....	-	-	-	-	-	2 310	2 305	3 384
TOTAL.....	-	1 200 798	1 207 620	2 038 789	-	6 700 314	6 899 373	11 667 623
2764010	ASBESTOS, AMOSITE							(STN)
REP SAF.....	544	211 583	211 583	260 168	2 816	1 071 798	1 071 798	1 334 507
TOTAL.....	544	211 583	211 583	260 168	2 816	1 071 798	1 071 798	1 334 507

Table 2. Schedule A Commodity by Country of Origin,
Customs Value, F.a.s. and C.i.f.—Continued

(For information on coverage, definitions of Customs, f.a.s., and c.i.f. values, see Explanation of Statistics. Shipments valued less than \$251 are shown only under Schedule A commodity number 990.0000 and excluded from all other commodities. OTH CTY represents total for countries averaging under \$1,000 per month based on Customs Value)

Country of origin	Schedule A commodity number, description and unit of quantity							
	Net quantity	Current month			Net quantity	Cumulative, January to date		
		Value (dollars)				Value (dollars)		
		Customs	F.a.s.	C.i.f.		Customs	F.a.s.	C.i.f.
2764020	ASBESTOS, CROCIDOLITE, BLUE							(STN)
REP SAF.....	393	210 734	210 734	255 172	4 343	1 695 724	1 695 047	2 135 080
TOTAL.....	393	210 734	210 734	255 172	4 343	1 695 724	1 695 047	2 135 080
2764030	ASBESTOS, CHRYSOTILE CRUDES							(STN)
CANADA.....	51	7 387	7 827	7 827	51	7 387	7 827	7 827
U KING.....	-	-	-	-	277	82 982	82 982	121 299
USSR.....	-	-	-	-	2 223	512 860	512 860	789 750
REP SAF.....	-	-	-	-	625	310 524	310 524	379 542
SWAZLND.....	-	-	-	-	2 756	952 544	952 544	1 291 259
RHODESIA.....	200	185 536	185 536	217 385	899	797 970	797 970	946 562
TOTAL.....	251	192 923	193 363	225 212	6 831	2 664 267	2 664 707	3 536 239
2764040	ASBESTOS, CHRYSOTILE SPINNING FIBERS							(STN)
CANADA.....	360	366 012	368 734	368 734	3 998	2 743 770	2 799 606	2 813 352
RHODESIA.....	-	-	-	-	20	19 110	19 110	22 023
TOTAL.....	360	366 012	368 734	368 734	4 018	2 762 880	2 818 716	2 835 375
2764050	ASBESTOS, CHRYSOTILE, EXCEPT CRUDES AND SPINNING FIBERS							(STN)
CANADA.....	39 517	6 948 899	7 352 445	7 360 001	203 996	39 625 875	41 641 369	41 667 120
MEXICO.....	6	1 230	1 230	1 230	39	7 907	7 907	7 907
GAZA ST.....	-	-	-	-	152	25 914	25 914	25 914
RHODESIA.....	-	-	-	-	32	22 871	22 871	27 614
TOTAL.....	39 523	6 950 129	7 353 675	7 361 231	204 219	39 682 567	41 698 061	41 728 555
2764060	ASBESTOS, UNMANUFACTURED, CRUDES, FIBERS, STUCCO, ETC, NES							(STN)
CANADA.....	144	14 257	17 589	17 589	2 166	392 802	420 921	421 051
FINLAND.....	64	7 016	7 016	11 045	184	17 759	17 759	28 405
REP SAF.....	34	9 130	9 130	12 577	122	34 378	34 378	50 505
RHODESIA.....	321	268 183	268 183	359 771	421	303 271	303 271	406 602
OTH CTY.....	-	-	-	-	1	4 550	4 550	4 702
TOTAL.....	563	298 586	301 918	400 982	2 894	752 760	780 879	911 265
2765100	BRAZILIAN PEBBLE, CRUDE, NOT OVER 50 CENTS PER LB							(LB)
BRAZIL.....	97 000	15 875	15 875	19 785	99 200	16 455	16 455	20 453
OTH CTY.....	3 425	856	856	944	3 425	856	856	944
TOTAL.....	100 425	16 731	16 731	20 729	102 625	17 311	17 311	21 397
2765210	MICA, BLOCK, SPLIT							(LB)
BRAZIL.....	32 363	40 731	40 731	42 839	81 161	106 351	106 351	111 586
INDIA.....	301	48 586	48 586	49 390	10 101	127 779	130 267	134 463
OTH CTY.....	15	2 640	2 640	2 747	2 259	6 362	6 362	6 801
TOTAL.....	32 679	91 957	91 957	94 976	93 521	240 492	242 980	252 650
2765230	MICA SPLITTINGS							(LB)
FRANCE.....	700	11 466	11 466	11 937	700	11 466	11 466	11 937
INDIA.....	680 060	155 472	160 776	191 495	1 872 262	440 748	469 876	559 718
MALAGAS.....	17 637	10 400	10 400	11 948	62 166	39 338	39 338	44 426
OTH CTY.....	-	-	-	-	1 078	4 728	4 784	4 784
TOTAL.....	698 397	177 338	182 642	215 380	1 936 206	496 280	525 464	620 865
2765250	MICA UNMANUFACTURED, NES, INCLUDING WASTE AND SCRAP							(LB)
CANADA.....	44 300	4 053	4 156	4 156	65 300	7 158	7 418	7 418
BRAZIL.....	56 328	3 023	3 403	5 019	1 250 212	56 185	56 934	96 166
FRANCE.....	-	-	-	-	11 023	6 317	6 317	7 041
INDIA.....	1 659 765	61 705	78 364	136 844	7 033 852	258 754	323 028	572 978
MALAGAS.....	-	-	-	-	1 984	8 450	8 450	9 273
OTH CTY.....	84	2 280	2 280	2 341	61 726	5 456	5 456	7 763
TOTAL.....	1 760 477	71 061	88 203	148 360	8 424 097	342 320	407 603	700 639
2765300	CRYOLITE OR KRYOLITH							(STN)
CANADA.....	40	18 108	21 243	21 243	1 130	503 390	529 139	529 139
DENMARK.....	44	14 817	14 817	18 184	712	287 732	291 884	344 856
FRANCE.....	-	-	-	-	1 169	593 860	593 860	681 772
W GERM.....	20	10 674	10 674	12 061	804	436 339	436 339	512 170
CZECHO.....	-	-	-	-	317	171 445	171 445	195 279
ITALY.....	-	-	-	-	709	315 334	315 334	362 548
YUGOSLV.....	-	-	-	-	331	160 485	160 485	202 500
CHINA M.....	1 383	597 396	597 396	680 339	3 593	1 361 298	1 361 298	1 570 483
CHINA T.....	-	-	-	-	1 102	417 038	417 038	481 213
JAPAN.....	634	247 040	247 040	286 971	3 685	1 439 486	1 439 486	1 712 218
OTH CTY.....	-	-	-	-	-	628	628	663
TOTAL.....	2 121	888 035	891 170	1 018 798	13 552	5 687 035	5 716 936	6 593 051
2765420	FLUORSPAR							(LTN)
MEXICO.....	63 938	3 898 703	3 995 591	4 044 016	358 999	19 516 838	20 281 230	20 374 841
FRANCE.....	-	-	-	-	6 109	531 554	531 554	681 421
SPAIN.....	12 456	1 167 250	1 167 250	1 344 090	42 724	3 422 262	3 422 262	3 831 998
ITALY.....	2 242	212 015	212 015	250 711	14 547	1 193 749	1 130 749	1 444 646

Table 2. Schedule A Commodity by Country of Origin,
Customs Value, F.a.s. and C.i.f.—Continued

(For information on coverage, definitions of Customs, f.a.s., and c.i.f. values, see Explanation of Statistics. Shipments valued less than \$251 are shown only under Schedule A commodity number 990.0000 and excluded from all other commodities. OTH CTY represents total for countries averaging under \$1,000 per month based on Customs Value)

Country of origin	Schedule A commodity number, description and unit of quantity							
	Current month				Cumulative, January to date			
	Net quantity	Value (dollars)			Net quantity	Value (dollars)		
Customs		F.a.s.	C.i.f.	Customs		F.a.s.	C.i.f.	
MOROCCO.....	5 200	473 779	473 779	502 206	5 200	473 779	473 779	502 206
TUNISIA.....	2 293	200 504	200 504	240 075	6 502	457 099	457 099	602 260
TOTAL.....	86 129	5 952 251	6 049 139	6 381 098	434 081	25 595 281	26 296 673	27 437 372
2765440	NEPHELINE SYENITE							(LTN)
CANADA.....	31 578	581 836	862 502	862 848	146 333	2 627 366	3 917 063	3 921 037
TOTAL.....	31 578	581 836	862 502	862 848	146 333	2 627 366	3 917 083	3 921 037
2765460	NATURAL MINERAL FLUXES, NES							
W GERM.....	-	20 443	20 641	30 492	-	148 704	148 902	197 876
OTH CTY.....	-	2 611	2 616	2 678	-	9 283	9 290	12 805
TOTAL.....	-	23 054	23 257	33 170	-	157 987	158 192	210 681
2769100	CHALK							
BAHAMAS.....	-	50 995	50 995	52 151	-	149 367	149 367	152 835
U KING.....	-	3 333	3 333	7 206	-	11 815	11 815	29 058
BELGIUM.....	-	2 104	2 104	5 400	-	13 533	13 533	25 300
FRANCE.....	-	72 544	75 184	128 034	-	261 524	268 676	472 902
SWITZLD.....	-	5 610	5 610	9 180	-	5 610	5 610	9 180
OTH CTY.....	-	-	-	-	-	2 276	2 276	3 355
TOTAL.....	-	134 586	137 226	201 971	-	444 152	451 277	692 630
2769200	EARTH COLORS AND PIGMENTS							(LB)
U KING.....	188 411	20 931	20 931	30 011	229 611	26 622	26 622	37 391
BELGIUM.....	-	-	-	-	44 092	9 019	9 019	10 172
ITALY.....	-	-	-	-	451 532	56 265	56 265	78 460
CYPRUS.....	650 032	28 298	28 298	51 564	5 817 862	204 221	204 221	402 520
JAPAN.....	44	414	414	572	70 484	14 892	14 892	17 524
OTH CTY.....	11	290	290	290	63 237	6 248	6 289	9 028
TOTAL.....	838 498	49 933	49 933	82 437	6 676 818	317 267	316 496	555 095
2769300	BARIUM SULFATE OR BARYTE, BARIUM CARBONATE OR WITHERITE, ALL IN THE NATURAL FORM							
MEXICO.....	-	114 473	139 928	139 928	-	630 232	777 795	777 795
PERU.....	-	266 207	266 207	487 885	-	1 217 845	1 217 845	2 164 138
IRELAND.....	-	192 900	192 900	443 249	-	560 053	560 053	1 191 050
GREECE.....	-	279 931	279 931	350 308	-	551 999	551 999	789 458
OTH CTY.....	-	443	443	465	-	443	443	465
TOTAL.....	-	853 954	879 409	1 421 835	-	2 960 572	3 108 135	4 922 906
2769400	MEERSCHAUM, AMBER, AND JET, NATURAL							(LB)
SOMALIA.....	-	-	-	-	11 244	19 260	19 260	20 246
OTH CTY.....	-	-	-	-	9	550	550	589
TOTAL.....	-	-	-	-	11 253	19 810	19 810	20 835
2769500	TALC, STEATITE, AND SOAPSTONE, NATURAL							
CANADA.....	-	14 179	16 700	16 700	-	76 753	90 770	90 770
FRANCE.....	-	5 210	5 210	9 791	-	147 221	147 221	257 646
ITALY.....	-	6 723	6 723	9 125	-	130 173	130 173	160 176
KOR REP.....	-	7 567	7 567	8 347	-	72 439	72 439	87 296
JAPAN.....	-	11 985	11 985	13 009	-	55 684	55 684	60 504
OTH CTY.....	-	666	666	770	-	3 228	3 228	4 883
TOTAL.....	-	46 330	48 851	57 742	-	485 498	499 515	661 275
2769700	BORATES, CRUDE, NATURAL							(LB)
TURKEY.....	8 928 630	258 150	258 150	350 593	33 399 690	925 150	925 150	1 257 090
OTH CTY.....	-	-	-	-	1 984	4 547	4 411	5 050
TOTAL.....	8 928 630	258 150	258 150	350 593	33 401 674	929 697	929 561	1 262 140
2769900	MINERAL SUBSTANCES, NES							
CANADA.....	-	55 279	56 549	102 753	-	99 090	104 880	151 063
MEXICO.....	-	82 920	86 835	86 835	-	221 963	226 401	226 401
BAHAMAS.....	-	154 728	154 728	293 935	-	490 425	490 425	959 075
U KING.....	-	5 727	5 727	8 115	-	73 159	73 647	85 915
BELGIUM.....	-	76 357	76 357	101 451	-	142 994	142 994	185 878
FRANCE.....	-	25 653	25 653	26 516	-	30 231	30 231	31 244
W GERM.....	-	132 555	132 555	168 370	-	1 164 039	1 162 947	1 384 266
SWITZLD.....	-	-	-	-	-	11 493	11 493	12 182
SPAIN.....	-	-	-	-	-	213 280	213 280	291 719
REP SAF.....	-	3 123	3 123	3 862	-	901 538	895 591	1 324 563
OTH CTY.....	-	4 933	4 858	5 712	-	35 135	34 956	40 907
TOTAL.....	-	541 275	546 385	797 549	-	3 383 347	3 386 845	4 693 213
2810000	IRON ORE AND CONCENTRATES, INCLUDING ROASTED IRON PYRITES							(LTN)
CANADA.....	1 981 507	42 276 145	43 066 456	48 946 926	5 436 918	122 156 949	124 349 811	139 803 436
VENEZ.....	931 163	13 756 161	13 756 161	19 206 800	5 683 329	88 749 732	88 749 732	119 071 027
PERU.....	300 682	6 096 977	6 097 077	7 897 358	983 281	20 164 174	20 164 274	26 098 957
CHILE.....	22 229	256 523	256 523	393 991	399 625	5 621 699	5 621 699	7 623 554
BRAZIL.....	508 277	8 709 993	8 709 993	12 020 148	3 275 423	47 885 880	47 855 779	66 659 315
SWEDEN.....	-	-	-	-	742	25 129	25 129	64 129
DENMARK.....	-	-	-	-	172	5 250	5 250	17 413

Table 2. Schedule A Commodity by Country of Origin,
Customs Value, F.a.s. and C.i.f.—Continued

(For information on coverage, definitions of Customs, f.a.s., and c.i.f. values, see Explanation of Statistics. Shipments valued less than \$251 are shown only under Schedule A commodity number 990.0000 and excluded from all other commodities. OTH CTY represents total for countries averaging under \$1,000 per month based on Customs Value)

Country of origin	Schedule A commodity number, description and unit of quantity							
	Current month				Cumulative, January to date			
	Net quantity	Value (dollars)			Net quantity	Value (dollars)		
Customs		F.a.s.	C.i.f.	Customs		F.a.s.	C.i.f.	
USSR.....	83 299	681 662	681 662	1 609 115	184 157	1 859 295	1 859 295	3 888 297
INDIA.....	-	-	-	-	99 730	794 186	794 186	1 334 451
PHIL R.....	-	-	-	-	7 000	205 600	205 600	240 866
JAPAN.....	-	-	-	-	56 101	1 023 674	1 023 674	1 410 279
AUSTRAL.....	74 767	689 443	689 443	1 015 240	419 058	4 397 782	4 397 782	6 254 528
ANGOLA.....	51 799	1 309 997	1 309 997	1 534 073	212 682	4 961 159	4 961 159	6 111 643
LIBERIA.....	73 032	1 476 394	1 476 394	1 880 706	1 136 805	16 983 027	16 983 027	22 370 164
REP SAF.....	-	-	-	-	83 680	1 715 695	1 715 695	2 129 107
OTH CTY.....	-	-	-	-	107	1 562	1 562	11 756
TOTAL.....	4 026 755	75 253 295	76 043 706	94 504 357	17 978 810	316 550 833	318 713 694	403 088 924
2820000	IRON AND STEEL WASTE AND SCRAP							
CANADA.....	-	2 021 211	2 111 874	2 131 553	-	9 554 288	9 939 945	9 972 871
MEXICO.....	-	6 410	6 410	6 410	-	83 204	83 251	83 251
SALVADR.....	-	-	-	-	-	13 086	13 086	17 310
NICARAG.....	-	-	-	-	-	24 984	24 984	28 553
BAHAMAS.....	-	-	-	-	-	10 310	10 310	12 065
JAMAICA.....	-	800	800	2 445	-	16 297	16 297	43 836
HAITI.....	-	600	600	3 516	-	6 600	6 600	24 133
DOM REP.....	-	6 290	6 290	10 027	-	59 346	59 346	102 326
N ANTIL.....	-	-	-	-	-	9 464	9 464	10 914
ARGENT.....	-	-	-	-	-	79 400	79 400	83 594
U KING.....	-	-	-	-	-	190 175	190 339	195 394
W GERM.....	-	-	-	-	-	67 660	67 660	69 117
PORTUGL.....	-	-	-	-	-	12 266	12 266	13 106
HG KONG.....	-	-	-	-	-	43 369	43 369	48 523
CHINA T.....	-	-	-	-	-	59 701	59 701	76 284
JAPAN.....	-	-	-	-	-	193 522	193 522	231 240
AUSTRAL.....	-	-	-	-	-	14 601	14 601	16 081
OTH CTY.....	-	-	-	-	-	7 404	7 405	14 316
TOTAL.....	-	2 035 311	2 125 974	2 153 951	-	10 445 877	10 831 746	11 042 904
2831100	COPPER ORES AND CONCENTRATES (CLB)							
CANADA.....	1 918 092	1 469 722	1 490 311	1 492 167	18 155 487	12 653 245	12 696 707	13 209 563
MEXICO.....	2 479 284	511 643	511 643	511 643	4 922 007	1 054 281	1 061 522	1 061 522
HONDURA.....	4 187 186	705 598	705 598	749 892	4 187 186	705 598	705 598	749 892
NICARAG.....	-	-	-	-	244 942	131 241	138 283	145 325
PERU.....	-	-	-	-	4 066 217	2 386 009	2 386 009	2 600 640
POLAND.....	-	-	-	-	234 666	40 000	40 000	59 705
PHIL R.....	-	-	-	-	9 845 135	6 138 298	6 138 298	6 478 499
AUSTRAL.....	172 800	69 120	69 821	75 320	1 822 740	802 558	809 523	667 725
OTH CTY.....	-	-	-	-	1	450	450	944
TOTAL.....	8 757 362	2 756 083	2 777 373	2 829 022	43 478 381	23 911 680	23 976 390	25 173 815
2832100	NICKEL ORE (CLB)							
OTH CTY.....	6 004	1 703	1 703	3 153	6 004	1 703	1 703	3 153
TOTAL.....	6 004	1 703	1 703	3 153	6 004	1 703	1 703	3 153
2832200	MATERIALS, NES, CONTAINING BY WEIGHT OVER 10% NICKEL (CLB)							
CANADA.....	2 384 098	4 362 596	4 259 634	4 369 609	17 979 120	32 139 768	31 812 554	32 247 709
FR P IS.....	-	-	-	-	5 194 303	7 870 077	7 870 077	8 058 275
TOTAL.....	2 384 098	4 362 596	4 259 634	4 369 609	23 173 423	40 009 845	39 682 631	40 305 984
2833020	BAUXITE, CALCINED (LTN)							
GUYANA.....	23 906	2 290 148	2 290 148	2 554 254	104 951	8 547 281	8 547 281	9 527 496
SURINAM.....	6 316	116 401	116 401	125 409	24 785	943 043	943 043	1 021 525
CHINA M.....	-	-	-	-	13 779	349 952	349 952	843 470
OTH CTY.....	-	-	-	-	16	1 033	1 033	1 033
TOTAL.....	30 222	2 406 549	2 406 549	2 679 663	143 531	9 841 309	9 841 309	11 393 524
2833040	BAUXITE EXCEPT CALCINED (LTN)							
JAMAICA.....	434 232	9 889 707	10 026 193	11 090 359	3 331 466	57 373 179	58 816 740	67 648 570
HAITI.....	-	-	-	-	148 690	1 332 695	1 505 345	1 818 472
DOM REP.....	56 284	1 017 189	1 017 189	1 221 705	441 384	7 785 280	8 489 319	9 410 701
GUYANA.....	-	-	-	-	42 872	589 293	589 293	976 047
SURINAM.....	105 827	2 513 015	2 513 015	3 258 801	981 103	18 571 029	18 797 831	25 662 952
AUSTRAL.....	-	-	-	-	39 853	330 780	330 780	669 531
GUINEA.....	-	-	-	-	604 984	6 510 825	7 962 565	11 596 969
OTH CTY.....	-	-	-	-	158	1 500	1 500	14 661
TOTAL.....	596 343	13 419 911	13 556 397	15 570 865	5 590 510	92 494 581	96 493 373	117 797 903
2834000	LEAD ORES AND CONCENTRATES (CLB)							
CANADA.....	2 354 886	326 152	369 140	369 174	28 000 854	3 902 602	4 336 424	4 407 884
HONDURA.....	2 277 086	147 655	147 655	165 871	13 376 363	2 164 413	2 186 668	2 269 961
NICARAG.....	-	-	-	-	1 574 181	365 890	385 670	405 450
COLOMB.....	-	-	-	-	224 000	42 560	43 734	57 781
PERU.....	1 604 700	280 823	287 051	352 191	16 741 851	3 258 983	3 414 925	3 733 153
AUSTRAL.....	657 600	124 944	128 473	155 972	12 013 590	2 282 583	2 337 237	2 605 849
TOTAL.....	6 894 272	879 574	932 319	1 043 208	71 930 839	12 017 031	12 704 058	13 480 078
2835000	ZINC ORES AND CONCENTRATES (CLB)							
CANADA.....	24 446 256	4 323 202	4 365 278	4 365 278	99 880 771	17 050 265	17 296 370	17 328 464

Table 2. Schedule A Commodity by Country of Origin,
Customs Value, F.a.s. and C.i.f.—Continued

(For information on coverage, definitions of Customs, f.a.s., and c.i.f. values, see Explanation of Statistics. Shipments valued less than \$251 are shown only under Schedule A commodity number 990.0000 and excluded from all other commodities. OTH CTY represents total for countries averaging under \$1,000 per month based on Customs Value)

Country of origin	Schedule A commodity number, description and unit of quantity							
	Current month				Cumulative, January to date			
	Net quantity	Value (dollars)			Net quantity	Value (dollars)		
Customs		F.a.s.	C.i.f.	Customs		F.a.s.	C.i.f.	
MEXICO.....	2 208 411	402 821	402 821	402 821	11 246 165	2 244 041	2 244 041	2 244 041
HONDURA.....	456 850	47 639	47 639	51 424	4 149 481	873 058	876 180	923 734
NICARAG.....	-	-	-	-	6 070 495	1 062 997	1 088 703	1 151 456
PERU.....	1 461 662	339 398	348 315	405 954	7 680 720	1 702 093	1 744 619	2 464 464
BOLIVIA.....	-	-	-	-	1 460 065	119 933	119 933	140 105
THAILND.....	-	-	-	-	11 594 845	882 098	882 098	1 268 008
AUSTRAL.....	285 600	17 136	18 930	32 898	3 130 164	204 210	318 331	318 331
OTH CTY.....	-	-	-	-	16 000	960	1 116	2 989
TOTAL.....	28 858 779	5 130 196	5 182 983	5 258 375	145 228 706	24 143 255	24 457 270	25 841 592
2836000	TIN ORES AND CONCENTRATES							(CTN)
BOLIVIA.....	522	3 885 736	3 885 736	3 938 812	2 710	19 541 159	19 541 159	19 838 791
TOTAL.....	522	3 885 736	3 885 736	3 938 812	2 710	19 541 159	19 541 159	19 838 791
2837020	MANGANESE ORE INCL MANGANIFEROUS, OVER 10% AND UNDER 47% MANGANESE							(CLB)
MEXICO.....	261 744	19 773	19 773	19 773	10 729 221	413 062	417 973	471 138
BRAZIL.....	-	-	-	-	5 197 673	185 582	185 582	232 115
REP SAF.....	-	-	-	-	12 161 946	559 450	559 450	640 429
TOTAL.....	261 744	19 773	19 773	19 773	28 088 840	1 158 094	1 163 005	1 343 682
2837040	MANGANESE ORE INCL MANGANIFEROUS, 47% AND OVER MANGANESE							(CLB)
MEXICO.....	10 687 488	276 325	276 325	304 489	11 048 074	300 718	300 718	328 882
BRAZIL.....	32 658 424	1 899 758	1 899 758	2 120 061	262 644 432	11 099 641	11 099 640	12 365 450
AUSTPAL.....	-	-	-	-	73 314 552	3 435 856	3 435 856	3 875 772
GABON.....	135 519 497	7 417 679	7 417 679	8 799 037	246 492 629	13 465 830	13 465 830	15 639 614
ZAIRE.....	-	-	-	-	22 887 700	734 516	734 516	1 000 193
REP SAF.....	28 874 093	1 328 208	1 328 208	1 519 885	28 874 093	1 328 208	1 328 208	1 519 885
TOTAL.....	207 739 502	10 921 970	10 921 970	12 743 472	645 261 480	30 364 769	30 364 768	34 729 796
2839120	CHROME ORE NOT OVER 40% CHROMIC OXIDE							(CTN)
USSR.....	1 915	289 406	289 406	319 794	6 095	631 606	631 606	929 560
TURKEY.....	-	-	-	-	13 674	1 381 921	1 381 921	1 906 583
PHIL R.....	2 328	251 450	251 450	344 318	29 719	3 195 050	3 195 050	4 869 437
RHODESIA.....	-	-	-	-	582	40 444	40 444	82 990
OTH CTY.....	-	-	-	-	10	933	1 045	1 045
TOTAL.....	4 243	540 856	540 856	664 112	50 080	5 249 954	5 250 066	7 789 615
2839140	CHROME ORE OVER 40% AND UNDER 46% CHROMIC OXIDE							(CTN)
ALBANIA.....	-	-	-	-	13 067	1 075 597	1 075 597	1 586 056
TURKEY.....	-	-	-	-	8 919	923 532	923 532	1 262 944
REP SAF.....	-	-	-	-	35 087	1 538 813	2 702 248	3 597 527
RHODESIA.....	1 677	273 393	273 393	372 727	6 771	789 337	789 337	1 094 013
TOTAL.....	1 677	273 393	273 393	372 727	63 844	4 327 279	5 490 714	7 540 540
2839160	CHROME ORE, 46% AND OVER CHROMIC OXIDE							(CTN)
USSR.....	8 134	2 047 380	2 047 380	2 262 355	79 599	6 623 351	6 940 103	9 536 405
ALBANIA.....	-	-	-	-	2 312	205 000	205 000	360 964
TURKEY.....	-	-	-	-	14 036	1 569 327	1 569 487	2 124 269
IRAN.....	3 857	1 102 155	1 102 155	1 368 840	3 857	1 102 155	1 102 155	1 368 840
PHIL R.....	1 354	84 700	84 700	146 668	3 854	219 700	219 700	301 868
REP SAF.....	1 135	75 264	75 264	110 777	15 441	662 811	663 521	1 000 664
RHODESIA.....	-	-	-	-	9 134	825 223	825 223	1 229 381
TOTAL.....	14 480	3 309 499	3 309 499	3 888 640	128 233	11 207 567	11 525 189	15 922 391
2839200	TUNGSTEN ORES AND CONCENTRATES							(CLB)
CANADA.....	81 464	465 637	467 399	467 399	685 390	3 830 751	3 853 710	3 872 021
MEXICO.....	32 528	147 604	148 170	148 170	209 661	983 050	985 547	995 074
PERU.....	110 030	566 855	566 855	578 469	387 846	1 908 324	1 908 324	1 945 779
BOLIVIA.....	126 040	622 436	622 436	632 543	565 474	2 804 006	2 804 006	2 850 238
BRAZIL.....	29 972	160 522	160 522	163 319	160 144	882 374	882 374	906 229
U KING.....	-	-	-	-	19 025	107 085	107 085	109 412
FRANCE.....	-	-	-	-	116 390	500 059	500 059	519 596
PORTUGL.....	46 567	270 368	270 368	275 499	196 616	1 164 197	1 164 197	1 184 318
BURMA.....	-	-	-	-	89 391	529 745	529 745	540 203
THAILND.....	52 079	255 244	255 244	262 064	409 873	1 777 926	1 777 926	1 824 847
MALAYSA.....	13 030	21 990	21 990	23 057	57 356	157 563	157 563	162 728
CHINA M.....	-	-	-	-	246 652	1 409 217	1 409 217	1 441 829
KOR REP.....	75 609	408 689	408 689	418 307	355 603	1 944 448	1 974 448	2 021 994
AUSTRAL.....	60 625	330 919	330 919	335 961	198 085	1 025 932	1 025 932	1 048 127
ZAIRE.....	-	-	-	-	21 090	98 200	98 200	100 871
UGANDA.....	-	-	-	-	17 811	56 208	56 208	57 696
REP SAF.....	-	-	-	-	27 351	68 114	68 114	73 907
SW AFR.....	-	-	-	-	49 664	195 105	195 105	207 187
OTH CTY.....	-	-	-	-	19 224	2 494	2 494	3 305
TOTAL.....	627 944	3 250 264	3 252 592	3 304 788	3 852 646	19 444 798	19 500 254	19 865 361
2839310	TANTALUM, MOLYBDENUM, AND VANADIUM ORES AND CONCENTRATES							
CANADA.....	-	714 919	716 532	716 532	-	2 738 277	2 749 517	2 749 517
PERU.....	-	337 999	337 999	350 860	-	337 999	337 999	350 860
CHILE.....	-	146 590	146 590	151 424	-	450 774	450 774	465 780
BRAZIL.....	-	-	-	-	-	13 242	13 242	13 367
BELGIUM.....	-	-	-	-	-	36 049	36 049	36 592

Table 2. Schedule A Commodity by Country of Origin,
Customs Value, F.a.s. and C.i.f.—Continued

(For information on coverage, definitions of Customs, f.a.s., and c.i.f. values, see Explanation of Statistics. Shipments valued less than \$251 are shown only under Schedule A commodity number 990.0000 and excluded from all other commodities. OTH CTY represents total for countries averaging under \$1,000 per month based on Customs Value)

Country of origin	Schedule A commodity number, description and unit of quantity							
	Current month				Cumulative, January to date			
	Net quantity	Value (dollars)			Net quantity	Value (dollars)		
Customs		F.a.s.	C.i.f.	Customs		F.a.s.	C.i.f.	
W GERM.....	-	-	-	-	-	35 882	35 882	36 241
SPAIN.....	-	46 806	46 806	47 619	-	46 806	46 806	47 619
PORTUGL.....	-	-	-	-	-	60 289	60 289	66 671
THAILND.....	-	-	-	-	-	105 145	105 145	107 337
MALAYSA.....	-	-	-	-	-	15 262	15 262	16 969
AUSTRAL.....	-	-	-	-	-	359 291	359 291	363 966
ZAIRE.....	-	30 081	30 081	30 619	-	266 732	266 732	271 922
RWANDA.....	-	-	-	-	-	55 450	55 450	58 590
UGANDA.....	-	27 800	27 800	29 037	-	27 800	27 800	29 037
KENYA.....	-	-	-	-	-	30 770	30 770	31 753
MOZAMBQ.....	-	90 000	90 000	93 735	-	90 000	90 000	93 735
TOTAL.....	-	1 394 195	1 395 808	1 419 826	-	4 669 768	4 681 008	4 739 956
2839320	ILMENITE AND ILMENITE SAND							(LB)
CANADA.....	4 097 777	59 580	71 174	71 174	10 789 647	140 480	168 256	168 256
INDIA.....	-	-	-	-	38 856 075	317 250	317 250	641 100
SRI LKA.....	-	-	-	-	8 019 200	57 280	57 280	222 280
AUSTRAL.....	46 585 036	389 555	389 555	593 890	135 528 345	1 268 532	1 268 532	2 555 658
OTH CTY.....	6 600	660	748	748	6 600	660	748	746
TOTAL.....	50 689 413	449 795	461 477	665 812	193 199 867	1 784 202	1 812 066	3 568 042
2839330	TITANIUM ORES AND CONCENTRATES, NES							(LB)
CANADA.....	199 600	51 896	51 896	51 896	1 575 500	74 768	78 251	78 251
AUSTRAL.....	60 429 474	4 715 483	4 553 739	4 988 623	141 929 243	11 661 350	11 499 606	13 024 949
REP SAF.....	-	-	-	-	258 710	8 478	8 478	20 151
TOTAL.....	60 629 074	4 767 379	4 605 635	5 040 519	143 763 453	11 744 596	11 586 335	13 123 351
2839340	ZIRCONIUM ORE INCLUDING ZIRCONIUM SAND							(LB)
CANADA.....	-	-	-	-	429 550	21 829	22 244	22 244
INDIA.....	-	-	-	-	5 511 500	894 122	894 122	1 049 372
MALAYSA.....	-	-	-	-	659 894	59 865	59 865	78 752
AUSTRAL.....	6 123 608	288 390	241 790	294 027	27 835 267	1 245 620	1 221 068	1 294 755
MOZAMBQ.....	-	-	-	-	44 092	10 000	10 000	11 667
REP SAF.....	440 920	100 000	100 000	119 162	440 920	100 000	100 000	119 162
TOTAL.....	6 564 528	388 390	341 790	413 189	34 921 223	2 331 436	2 307 299	2 575 952
2839910	ANTIMONY ORE AND ANTIMONY, NEEDLE OR LIQUATED							(GLE)
CANADA.....	-	-	-	-	1 518 695	1 160 781	1 161 497	1 170 447
MEXICO.....	1 867 663	142 408	150 371	150 371	9 217 188	808 203	847 066	847 066
GUATMAL.....	110 335	25 025	25 875	25 875	1 433 833	235 289	245 502	245 502
HONDURA.....	-	-	-	-	427 900	101 975	104 336	109 484
COLOMB.....	220 372	15 000	15 000	20 038	352 660	32 760	32 760	41 084
BOLIVIA.....	-	-	-	-	5 031 425	4 133 050	4 133 050	4 263 443
U KING.....	-	-	-	-	40 000	61 416	61 416	62 931
BELGIUM.....	11 023	15 741	15 741	16 229	1 174 555	843 526	843 526	895 720
THAILND.....	323 147	203 105	204 625	204 625	1 601 142	880 608	862 128	932 352
CHINA M.....	-	-	-	-	44 092	87 858	87 858	90 149
AUSTRAL.....	-	-	-	-	219 799	169 242	169 242	180 014
REP SAF.....	-	-	-	-	5 193 664	3 774 793	3 774 793	4 032 193
TOTAL.....	2 532 540	401 279	411 612	417 138	26 254 953	12 289 501	12 343 174	12 870 382
2839920	BERYLLIUM ORES AND CONCENTRATES							(LB)
BRAZIL.....	-	-	-	-	630 716	101 028	101 028	125 493
PORTUGL.....	-	-	-	-	119 048	18 105	18 105	24 703
UGANDA.....	77 161	11 900	11 900	14 711	165 346	19 377	19 377	28 321
MOZAMBQ.....	-	-	-	-	77 161	10 500	10 500	12 905
REP SAF.....	-	-	-	-	356 099	41 354	41 354	61 608
TOTAL.....	77 161	11 900	11 900	14 711	1 348 370	190 364	190 364	253 030
2839930	COLUMBIUM ORES AND CONCENTRATES							(LB)
BRAZIL.....	-	-	-	-	860 896	875 140	875 140	921 438
SPAIN.....	-	-	-	-	11 023	54 564	54 564	55 654
THAILND.....	-	-	-	-	21 973	84 281	84 281	85 653
MALAYSA.....	-	-	-	-	100 023	233 170	233 160	238 238
NIGERIA.....	40 748	48 659	48 659	52 259	95 873	103 212	103 212	110 412
REP SAF.....	2 205	9 901	9 901	10 206	2 205	9 901	9 901	10 206
TOTAL.....	42 953	58 560	58 560	62 465	1 091 993	1 360 268	1 360 258	1 421 801
2839950	ORES AND CONCENTRATES OF BASE METALS, NES							
CANADA.....	-	2 201	2 205	2 205	-	126 303	130 977	131 091
MEXICO.....	-	7 775	7 775	7 775	-	25 876	25 886	25 866
PERU.....	-	-	-	-	-	13 747	13 783	13 984
OTH CTY.....	-	-	-	-	-	4 931	4 932	5 428
TOTAL.....	-	9 976	9 980	9 980	-	170 857	175 578	176 389
2840220	COPPER WASTE AND SCRAP, UNALLOYED							(LB)
CANADA.....	820 304	399 705	402 428	402 779	3 339 286	1 650 598	1 662 613	1 667 491
MEXICO.....	588 945	258 508	258 612	258 612	2 753 155	1 243 662	1 244 786	1 245 250
HONDURA.....	-	-	-	-	25 000	6 742	8 742	9 400
PANAMA.....	81 674	34 853	34 853	36 695	152 806	85 116	85 516	91 398
JAMAICA.....	32 652	3 730	3 730	4 434	54 160	6 096	6 096	7 187
DOM REP.....	40 711	17 206	17 206	18 460	254 255	94 161	94 161	100 419

Table 2. **Schedule A Commodity by Country of Origin, Customs Value, F.a.s. and C.i.f.—Continued**

(For information on coverage, definitions of Customs, f.a.s., and c.i.f. values, see Explanation of Statistics. Shipments valued less than \$251 are shown only under Schedule A commodity number 990.0000 and excluded from all other commodities. OTH CTY represents total for countries averaging under \$1,000 per month based on Customs Value)

Country of origin	Schedule A commodity number, description and unit of quantity							
	Current month				Cumulative, January to date			
	Net quantity	Value (dollars)			Net quantity	Value (dollars)		
Customs		F.a.s.	C.i.f.	Customs		F.a.s.	C.i.f.	
TRINID.....	-	-	-	-	48 630	18 902	18 902	21 206
N ANTIL.....	-	-	-	-	28 987	14 280	14 280	15 732
BELGIUM.....	-	-	-	-	74 181	56 556	54 785	60 006
FRANCE.....	-	-	-	-	117 847	112 361	112 361	116 465
KOR REP.....	-	-	-	-	552 046	358 830	358 830	374 418
OTH CTY.....	-	-	-	-	19 625	8 661	8 661	9 435
TOTAL.....	1 564 286	714 002	716 829	720 980	7 419 978	3 657 965	3 669 733	3 718 407
2840240	COPPER WASTE AND SCRAP, ALLOYED							(CLB)
CANADA.....	851 765	548 021	552 456	552 456	2 908 718	1 821 599	1 839 196	1 839 196
MEXICO.....	279 944	125 589	125 599	125 599	1 652 314	723 113	722 925	722 925
GUATMAL.....	-	-	-	-	53 977	17 459	17 459	18 878
HONDURA.....	-	-	-	-	20 079	8 000	8 000	8 371
BAHAMAS.....	15 390	7 918	7 918	8 487	117 385	57 293	57 293	61 770
DOM REP.....	18 758	5 277	5 227	5 599	135 241	55 746	54 945	58 757
U KING.....	-	-	-	-	27 587	21 653	21 653	22 752
FRANCE.....	-	-	-	-	129 973	189 841	189 841	197 506
W GERM.....	23 532	34 618	34 618	36 136	23 532	34 618	34 618	36 136
HG KONG.....	-	-	-	-	247 826	272 829	272 830	283 076
CHINA T.....	-	-	-	-	82 373	82 178	82 178	86 447
JAPAN.....	-	-	-	-	72 664	84 942	84 942	88 559
OTH CTY.....	-	-	-	-	28 292	7 898	7 898	9 203
TOTAL.....	1 189 389	721 423	725 818	728 277	5 499 961	3 377 169	3 393 778	3 433 576
2840260	COPPER ARTICLES FOR REMANUFACTURE							(LB)
CHILE.....	-	-	-	-	29 308	30 627	30 627	33 477
SINGAPR.....	-	-	-	-	232 147	113 960	113 960	140 111
OTH CTY.....	21 050	2 131	2 150	2 213	26 075	4 828	4 861	4 924
TOTAL.....	21 050	2 131	2 150	2 213	287 530	149 415	149 448	178 512
2840300	NICKEL WASTE AND SCRAP							(LB)
CANADA.....	292 432	398 828	402 583	402 583	1 005 773	1 560 472	1 566 624	1 567 222
MEXICO.....	-	-	-	-	2 436	49 099	49 099	49 099
U KING.....	67 331	59 083	59 083	61 952	368 922	344 704	344 713	364 338
NETHLDs.....	-	-	-	-	179 960	262 533	262 533	273 108
FRANCE.....	-	-	-	-	84 933	100 651	100 651	105 689
W GERM.....	-	-	-	-	81 767	57 235	57 235	60 651
SWITZLD.....	11 515	9 747	9 747	10 364	11 515	9 747	9 747	10 364
CHINA T.....	-	-	-	-	22 046	17 637	17 637	18 519
JAPAN.....	-	-	-	-	57 055	27 977	27 977	30 722
OTH CTY.....	-	-	-	-	2 507	2 977	2 977	3 096
TOTAL.....	371 278	467 658	471 413	474 899	1 836 914	2 433 032	2 439 193	2 482 808
2840400	ALUMINUM WASTE AND SCRAP							(LB)
CANADA.....	4 275 442	1 054 915	1 063 772	1 063 771	23 359 265	6 255 269	6 323 524	6 321 203
MEXICO.....	200 958	25 317	25 317	25 317	945 123	155 545	155 586	155 586
JAMAICA.....	28 760	6 122	6 122	6 902	387 940	85 288	85 288	96 627
VENEZ.....	-	-	-	-	250 910	31 364	31 364	34 681
U KING.....	-	-	-	-	1 676 133	478 256	478 256	535 466
W GERM.....	683 664	210 570	204 857	222 705	1 877 906	592 785	587 072	642 825
S VETNM.....	-	-	-	-	21 750	5 438	5 438	5 438
HG KONG.....	-	-	-	-	36 248	12 165	12 165	13 091
CHINA T.....	-	-	-	-	240 260	86 010	86 010	93 171
JAPAN.....	-	-	-	-	498 267	178 871	178 871	196 641
OTH CTY.....	-	-	-	-	5 740	1 378	1 377	1 377
TOTAL.....	5 188 824	1 296 924	1 300 068	1 318 695	29 299 542	7 882 369	7 944 951	8 096 306
2840500	MAGNESIUM WASTE AND SCRAP							(LB)
CANADA.....	57 239	19 447	19 597	19 597	224 939	108 020	109 059	109 059
SWEDEN.....	-	-	-	-	199 405	74 540	74 540	84 908
DENMARK.....	-	-	-	-	31 190	11 471	11 471	13 487
NETHLDs.....	26 325	29 227	29 227	32 708	587 822	287 161	287 161	319 047
BELGIUM.....	-	-	-	-	87 765	33 751	33 751	38 529
FRANCE.....	-	-	-	-	43 342	24 705	24 705	26 799
W GERM.....	33 611	16 424	16 424	18 673	417 767	162 879	162 877	183 441
USSR.....	-	-	-	-	515 603	234 747	234 747	252 585
HG KONG.....	-	-	-	-	37 574	26 792	26 792	30 815
CHINA T.....	-	-	-	-	140 632	31 342	31 342	40 301
AUSTRAL.....	-	-	-	-	17 443	7 152	7 152	8 851
REP SAF.....	-	-	-	-	147 056	42 490	42 490	54 553
OTH CTY.....	-	-	-	-	25 598	6 097	6 097	8 425
TOTAL.....	117 175	65 098	65 248	70 978	2 476 136	1 051 147	1 052 184	1 170 800
2840600	LEAD WASTE AND SCRAP							(CLB)
CANADA.....	163 953	22 202	22 274	22 274	561 319	93 433	93 895	93 895
MEXICO.....	12 481	2 156	2 156	2 156	72 284	13 046	13 046	13 046
OTH CTY.....	-	-	-	-	53 415	4 777	4 777	5 663
TOTAL.....	176 434	24 358	24 430	24 430	687 018	111 256	111 718	112 604
2840700	ZINC WASTE AND SCRAP							(LB)
CANADA.....	140 426	26 574	27 075	27 075	446 247	69 781	70 533	70 533
MEXICO.....	40 550	4 678	4 678	4 678	314 430	56 244	56 241	56 244
VENEZ.....	67 488	5 230	5 230	7 056	120 147	11 217	11 217	14 280
W GERM.....	-	-	-	-	304 491	120 274	120 274	131 461

Table 2. Schedule A Commodity by Country of Origin,
Customs Value, F.a.s. and C.i.f.—Continued

(For information on coverage, definitions of Customs, f.a.s., and c.i.f. values, see Explanation of Statistics. Shipments valued less than \$251 are shown only under Schedule A commodity number 990.0000 and excluded from all other commodities. OTH CTY represents total for countries averaging under \$1,000 per month based on Customs Value)

Country of origin	Schedule A commodity number, description and unit of quantity							
	Current month				Cumulative, January to date			
	Net quantity	Value (dollars)			Net quantity	Value (dollars)		
Customs		F.a.s.	C.i.f.	Customs		F.a.s.	C.i.f.	
OTH CTY.....	-	-	-	-	3 030	427	427	514
TOTAL.....	248 464	36 482	36 983	38 809	1 188 345	257 943	258 692	273 032
2840900	TIN WASTE AND SCRAP							(LB)
CANADA.....	-	-	-	-	447 215	16 843	21 289	21 299
MEXICO.....	-	-	-	-	80 319	6 625	6 637	6 637
U KING.....	1 102	5 352	5 352	5 424	1 772	5 525	8 525	8 649
NETHLDs.....	328 765	15 233	15 233	20 033	651 497	30 337	30 337	46 827
BELGIUM.....	742 862	778 368	778 368	792 844	742 862	778 368	778 368	792 844
W GERM.....	-	-	-	-	184 097	12 541	12 541	13 791
HG KONG.....	-	-	-	-	13 807	6 904	6 904	7 363
TOTAL.....	1 072 729	798 953	798 953	818 301	2 121 569	860 143	864 601	897 400
2841010	LEAD DROSS, ASH, AND RESIDUES							(CLB)
CANADA.....	52 395	9 691	9 691	9 691	52 395	9 691	9 691	9 691
MEXICO.....	100 639	11 807	11 807	11 807	226 556	25 681	25 911	25 911
U KING.....	-	-	-	-	70 979	72 157	73 758	80 590
W GERM.....	-	-	-	-	116 261	41 091	41 091	48 234
AUSTRAL.....	904 100	192 156	221 505	221 055	3 398 517	813 740	919 294	933 792
TOTAL.....	1 057 134	213 654	243 003	242 553	3 864 708	962 560	1 069 745	1 096 218
2841020	ZINC CONTENT OF ZINC FUME, ZINC DROSS AND SKIMMINGS, AND ASH AND RESIDUES							(CLB)
CANADA.....	413 058	67 157	68 860	68 860	2 866 926	623 092	636 957	636 957
MEXICO.....	5 479 443	1 357 251	1 357 251	1 357 251	12 389 075	3 064 431	3 064 431	3 064 431
NICARAG.....	-	-	-	-	128 184	25 642	25 642	29 327
PANAMA.....	-	-	-	-	67 743	15 744	15 744	20 330
JAPAN.....	-	-	-	-	103 616	31 722	31 722	34 447
AUSTRAL.....	-	-	-	-	23 009	8 905	8 866	9 458
TOTAL.....	5 892 501	1 424 408	1 426 111	1 426 111	15 578 553	3 769 536	3 783 362	3 794 950
2841030	COPPER CONTENT OF ASH AND RESIDUES							(CLB)
CANADA.....	16 111	3 647	4 003	4 003	60 996	15 942	17 130	17 130
VENEZ.....	-	-	-	-	274 324	143 194	143 194	170 769
U KING.....	-	-	-	-	2 727	10 612	10 612	11 032
JAPAN.....	-	-	-	-	52 800	23 661	23 661	27 703
MOZAMBQ.....	-	-	-	-	382 238	714 832	714 832	725 592
REP SAF.....	-	-	-	-	1 997 455	4 061 316	4 061 316	1 865 704
BOTSWAN.....	2 461 306	4 598 496	4 598 496	4 646 296	6 110 726	11 638 736	11 638 736	11 755 593
TOTAL.....	2 477 417	4 602 143	4 602 499	4 650 299	8 881 266	16 608 293	16 609 481	14 573 523
2841035	ALUMINUM DROSS AND SKIMMINGS							(LB)
CANADA.....	950 962	36 042	42 146	42 710	2 860 037	86 831	98 912	99 476
MEXICO.....	617 288	1 680	5 355	5 355	3 284 854	8 940	25 875	25 875
TOTAL.....	1 568 250	37 722	47 501	48 065	6 144 891	95 771	124 787	125 351
2841055	ASH AND RESIDUES BEARING NONFERROUS METALS, NES							
CANADA.....	-	2 629 912	2 638 330	2 798 348	-	6 066 472	6 155 209	6 544 218
MEXICO.....	-	-	-	-	-	1 196 331	1 196 331	1 242 190
DOM REP.....	-	-	-	-	-	20 159	20 159	23 372
N ANTIL.....	-	3 307	3 307	4 040	-	69 899	68 899	77 949
COLOMB.....	-	-	-	-	-	18 698	18 698	21 721
VENEZ.....	-	28 546	28 546	36 001	-	28 546	28 546	36 001
BRAZIL.....	-	-	-	-	-	88 971	88 971	91 149
NORWAY.....	-	-	-	-	-	328 828	328 828	329 801
U KING.....	-	-	-	-	-	4 800 870	4 800 870	4 823 420
NETHLDs.....	-	-	-	-	-	33 864	32 493	33 945
W GERM.....	-	-	-	-	-	391 246	391 393	409 108
USSR.....	-	-	-	-	-	1 289 629	1 287 525	1 475 431
ITALY.....	-	-	-	-	-	25 050	25 050	25 252
TURKEY.....	-	64 889	64 889	71 128	-	64 889	64 889	71 128
ISRAEL.....	-	1 450	1 450	1 896	-	6 077	6 077	11 244
JAPAN.....	-	31 107	31 107	31 560	-	1 798 447	1 798 447	2 091 283
AUSTRAL.....	-	1 180 577	1 180 577	1 463 196	-	3 255 815	3 255 815	3 767 930
REP SAF.....	-	-	-	-	-	11 712 540	11 712 540	11 914 847
OTH CTY.....	-	-	-	-	-	3 792	3 792	4 380
TOTAL.....	-	3 939 788	3 948 206	4 406 169	-	31 200 123	31 284 532	32 994 369
2850120	SILVER ORES AND CONCENTRATES							(TOZ)
CANADA.....	351 148	1 622 536	1 623 888	1 624 217	2 802 559	12 098 385	12 106 215	12 140 550
MEXICO.....	54 636	217 691	217 591	219 170	517 623	2 199 226	2 196 906	2 215 488
HONDURA.....	227 982	352 664	352 664	357 876	1 254 687	3 970 556	4 023 675	4 130 895
NICARAG.....	2 501	10 512	10 512	10 777	47 578	197 355	202 213	208 046
COLOMB.....	-	-	-	-	13 600	57 120	57 125	57 180
PERU.....	534 159	2 203 144	2 203 289	2 213 991	3 916 962	15 539 030	16 298 560	16 619 496
BOLIVIA.....	-	-	-	-	59 507	328 367	328 367	363 618
CHILE.....	2 335	8 254	8 254	8 661	12 928	47 231	47 231	51 404
SWITZLD.....	-	-	-	-	9 512	43 368	43 368	44 727
PHIL R.....	-	-	-	-	83 532	361 317	361 317	362 817
JAPAN.....	64 251	279 402	279 402	284 611	321 217	1 308 674	1 308 674	1 338 189
AUSTRAL.....	72 765	291 060	291 081	291 248	778 694	3 249 286	3 249 426	3 250 847
REP SAF.....	115 997	521 225	521 225	543 419	121 974	546 606	546 606	569 475
SW AFR.....	90 116	378 227	378 227	394 096	384 924	1 692 280	1 692 280	1 783 718
OTH CTY.....	-	-	-	-	546	2 074	2 074	2 074
TOTAL.....	1 515 890	5 884 715	5 886 133	5 948 066	10 325 843	41 640 875	42 464 037	43 118 524

Table 2. Schedule A Commodity by Country of Origin, Customs Value, F.a.s. and C.i.f.—Continued

(For information on coverage, definitions of Customs, f.a.s., and c.i.f. values, see Explanation of Statistics. Shipments valued less than \$251 are shown only under Schedule A commodity number 990.0000 and excluded from all other commodities. OTH CTY represents total for countries averaging under \$1,000 per month based on Customs Value)

Country of origin	Schedule A commodity number, description and unit of quantity							
	Current month				Cumulative, January to date			
	Net quantity	Value (dollars)			Net quantity	Value (dollars)		
		Customs	F.a.s.	C.i.f.		Customs	F.a.s.	C.i.f.
2850220	SILVER SWEEPINGS AND WASTE AND SCRAP							(TOZ)
CANADA.....	437 879	1 808 827	1 809 085	1 809 751	851 238	3 360 836	3 361 909	3 364 420
MEXICO.....	54	481	481	481	255 908	1 162 738	1 162 738	1 162 738
VENEZ.....	-	-	-	-	4 152	22 855	22 855	22 960
NORWAY.....	-	-	-	-	19 317	39 311	39 311	39 718
U KING.....	5 787	22 165	22 165	22 455	14 360	63 469	63 469	64 285
NETHLDs.....	1 836	8 718	8 718	10 173	1 836	8 718	8 718	10 173
HG KONG.....	-	-	-	-	2 322	10 929	10 929	11 169
JAPAN.....	300	2 684	2 684	2 785	78 676	208 926	208 926	210 247
REP SAF.....	-	-	-	-	2 334	11 037	11 037	11 076
OTH CTY.....	-	-	-	-	2 266	8 907	8 907	10 091
TOTAL.....	445 856	1 842 875	1 843 133	1 845 645	1 232 409	4 897 726	4 898 799	4 906 877
2850240	PLATINUM AND PLATINUM GROUP METAL SWEEPINGS AND WASTE AND SCRAP							(TOZ)
CANADA.....	2 657	448 198	448 222	449 625	10 920	1 868 863	1 861 115	1 873 635
MEXICO.....	638	58 895	58 991	59 077	2 655	325 675	326 211	329 653
C RICA.....	337	52 250	52 250	52 650	337	52 250	52 250	52 650
PANAMA.....	1 145	90 878	90 878	91 460	1 145	90 878	90 878	91 460
COLOMB.....	129	2 000	2 000	2 040	1 589	255 869	255 829	257 911
ARGENT.....	-	-	-	-	3 600	611 771	611 771	638 575
SWEDEN.....	922	84 779	84 779	85 591	2 487	228 756	228 756	230 893
FINLAND.....	218	35 438	35 438	35 675	1 838	218 075	218 075	219 547
U KING.....	84	2 649	2 649	2 707	239	31 646	31 646	33 264
BELGIUM.....	1 098	159 184	159 184	160 813	11 096	1 663 257	1 663 257	1 675 879
FRANCE.....	-	-	-	-	253	44 468	44 468	44 814
W GERM.....	310	95 122	95 122	95 807	310	95 122	95 122	95 807
AUSTRAL.....	278	33 988	33 988	34 500	3 899	520 470	520 470	526 524
REP SAF.....	272	86 160	86 160	87 156	809	196 805	196 805	199 146
OTH CTY.....	-	-	-	-	179	7 054	7 054	7 587
TOTAL.....	8 088	1 149 541	1 149 661	1 157 101	41 356	6 210 959	6 203 707	6 277 345
2860000	THORIUM ORES AND CONCENTRATES							(LTN)
MALAYA.....	-	-	-	-	496	89 618	89 618	119 378
TOTAL.....	-	-	-	-	496	89 618	89 618	119 378
2911100	BONES, CRUDE, STEAMED, OR GROUND, AND OSSEIN							
CANADA.....	-	1 158	1 254	1 254	-	11 163	11 997	11 997
MEXICO.....	-	-	-	-	-	10 795	10 795	10 795
COLOMB.....	-	-	-	-	-	8 135	8 135	9 489
BRAZIL.....	-	205 255	205 255	239 992	-	1 531 860	1 531 860	1 775 369
PARAGUA.....	-	-	-	-	-	29 785	29 785	35 853
ARGENT.....	-	469 809	469 809	536 247	-	1 832 834	1 832 374	2 199 621
SWEDEN.....	-	-	-	-	-	15 953	15 953	20 437
DENMARK.....	-	-	-	-	-	10 993	10 993	21 744
U KING.....	-	10 159	10 159	11 223	-	92 348	92 388	107 128
BELGIUM.....	-	485 982	485 982	508 174	-	3 881 883	3 881 883	4 079 429
FRANCE.....	-	-	-	-	-	11 388	11 388	12 709
W GERM.....	-	-	-	-	-	64 906	64 906	68 452
POLAND.....	-	-	-	-	-	134 624	134 624	169 459
USSR.....	-	19 428	19 428	28 565	-	93 613	91 047	137 908
INDIA.....	-	219 428	219 428	277 509	-	1 372 072	1 372 072	1 606 300
EGYPT.....	-	71 066	71 066	139 930	-	122 254	122 254	233 121
TOTAL.....	-	1 482 285	1 482 381	1 742 894	-	9 224 606	9 222 454	10 499 811
2911200	HOOFs, HORNS AND OTHER SUCH ANIMAL SUBSTANCES, CRUDE, NSPF, AND THEIR WASTES							
CANADA.....	-	627 740	479 675	633 729	-	3 895 769	3 151 178	3 917 973
MEXICO.....	-	17 395	17 395	18 541	-	171 282	171 282	175 249
BRAZIL.....	-	2 736	2 736	3 449	-	5 903	5 903	8 359
PARAGUA.....	-	-	-	-	-	56 928	56 928	75 983
ARGENT.....	-	-	-	-	-	61 077	61 077	81 345
FRANCE.....	-	51 233	51 233	53 238	-	257 766	257 766	267 048
W GERM.....	-	-	-	-	-	13 616	13 616	13 706
ITALY.....	-	-	-	-	-	13 216	13 216	16 336
TURKEY.....	-	10 432	10 432	11 543	-	40 466	40 466	44 396
INDIA.....	-	3 754	3 754	3 889	-	7 746	7 746	8 076
MALAYA.....	-	-	-	-	-	7 867	7 867	8 519
INDNSIA.....	-	1 497	1 497	1 546	-	12 345	12 345	13 015
CHINA M.....	-	-	-	-	-	17 160	17 186	18 903
HG KONG.....	-	25 554	25 506	27 877	-	116 771	116 692	125 906
CHINA T.....	-	-	-	-	-	15 736	15 736	16 829
AUSTRAL.....	-	-	-	-	-	15 409	15 409	15 820
N ZEAL.....	-	20 000	20 000	20 146	-	21 334	21 334	21 573
REP SAF.....	-	3 082	3 082	3 565	-	10 543	10 543	13 193
OTH CTY.....	-	5 373	5 418	6 971	-	18 411	18 456	21 090
TOTAL.....	-	768 796	620 728	784 494	-	4 759 345	4 014 746	4 863 409
2911300	IVORY AND WASTE							(LB)
SUDAN.....	400	4 700	4 707	5 451	545	6 190	6 197	7 247
BOTSWAN.....	377	1 100	1 100	1 492	2 868	11 793	11 793	14 916
ZAMBIA.....	-	-	-	-	2 881	7 502	7 502	11 044
OTH CTY.....	172	700	700	883	2 134	3 317	3 502	4 092
TOTAL.....	949	6 500	6 507	7 826	8 428	28 802	28 994	37 299

Table 2. Schedule A Commodity by Country of Origin, Customs Value, F.a.s. and C.i.f.—Continued

(For information on coverage, definitions of Customs, f.a.s., and c.i.f. values, see Explanation of Statistics. Shipments valued less than \$251 are shown only under Schedule A commodity number 990.0000 and excluded from all other commodities. OTH CTY represents total for countries averaging under \$1,000 per month based on Customs Value)

Country of origin	Schedule A commodity number, description and unit of quantity							
	Current month			Cumulative, January to date				
	Net quantity	Value (dollars)			Net quantity	Value (dollars)		
Customs		F.a.s.	C.i.f.	Customs		F.a.s.	C.i.f.	
2911600	IVORY, CORAL, TORTOISE-SHELL, SHELL AND THEIR WASTES							
MEXICO.....	-	35 436	35 436	35 436	-	186 960	186 960	187 004
JAMAICA.....	-	-	-	-	-	8 383	8 383	8 383
HAITI.....	-	25 135	25 135	31 287	-	100 323	100 413	124 324
U KING.....	-	107 146	104 998	115 268	-	437 610	431 897	474 455
NETHLDs.....	-	1 001	1 001	1 127	-	6 030	6 030	6 671
FRANCE.....	-	7 360	7 360	8 405	-	24 051	24 102	27 934
W GERM.....	-	-	-	-	-	8 161	8 161	9 193
SPAIN.....	-	4 500	4 500	5 482	-	22 999	22 999	26 551
ITALY.....	-	2 586	2 586	3 016	-	15 541	15 541	17 250
INDIA.....	-	4 675	4 675	5 692	-	15 549	15 549	19 375
PHIL R.....	-	59 495	59 495	79 670	-	310 822	310 822	429 296
CHINA T.....	-	7 589	7 777	9 342	-	46 723	46 923	58 348
JAPAN.....	-	1 355	1 355	1 590	-	28 990	29 353	34 602
AUSTRAL.....	-	-	-	-	-	87 784	87 784	102 052
GHANA.....	-	-	-	-	-	9 960	9 950	11 548
TANZANIA.....	-	804	804	864	-	21 714	21 714	25 837
OTH CTY.....	-	400	400	526	-	13 755	13 755	15 883
TOTAL.....	-	257 482	255 522	297 705	-	1 345 355	1 340 336	1 578 706
2919100	HAIR, HUMAN, CRUDE, SORTED, TREATED, DYED OR OTHWSE PROCSSD BUT NOT MADE INTO ARTICLES (LB)							
W GERM.....	-	-	-	-	321	13 061	13 061	13 673
ITALY.....	429	14 193	14 193	15 173	3 482	144 214	144 200	151 823
CHINA M.....	132	1 063	1 063	1 630	6 055	18 023	18 023	19 756
KOR REP.....	-	-	-	-	439	5 627	5 627	6 235
JAPAN.....	-	-	-	-	414	5 175	5 175	5 843
OTH CTY.....	-	-	-	-	238	3 762	3 762	4 103
TOTAL.....	561	15 256	15 256	16 803	10 949	189 862	189 848	201 433
2919200	BRISTLES, CRUDE, OR PROCESSED AND HAIR NES, FOR USE IN BRUSHES OR OTHER ARTICLES (LB)							
CANADA.....	-	-	-	-	504	5 316	5 372	5 372
CHILE.....	-	-	-	-	3 307	5 873	5 873	6 236
U KING.....	626	6 400	6 400	6 525	626	6 400	6 400	6 525
FRANCE.....	5 254	32 571	32 571	33 747	40 817	216 409	216 409	222 442
W GERM.....	16 896	98 050	98 050	101 897	131 475	659 362	659 362	675 078
AUSTRIA.....	-	-	-	-	635	7 760	7 760	7 988
POLAND.....	-	-	-	-	2 205	8 153	8 153	8 500
INDIA.....	874	6 205	6 205	6 478	6 897	86 739	86 739	88 567
CHINA M.....	18 706	84 091	84 091	86 343	225 945	1 139 622	1 139 799	1 174 147
KOR REP.....	7 578	25 737	25 737	26 590	62 220	197 605	197 611	203 547
CHINA T.....	-	-	-	-	19 290	84 644	84 644	88 238
JAPAN.....	-	-	-	-	5 280	22 905	22 905	23 641
OTH CTY.....	165	1 290	1 290	1 363	2 410	7 832	7 832	8 293
TOTAL.....	50 099	254 344	254 344	262 943	501 611	2 448 620	2 448 859	2 518 574
2919320	SAUSAGE CASINGS, NATURAL, SHEEP, LAMB AND GOAT							
CANADA.....	-	364 012	364 432	364 432	-	1 425 687	1 429 325	1 429 325
CHILE.....	-	43 714	43 714	44 602	-	102 474	102 474	105 374
BRAZIL.....	-	-	-	-	-	6 174	6 174	6 238
ARGENT.....	-	33 885	33 785	34 439	-	189 973	189 873	193 557
NORWAY.....	-	-	-	-	-	36 510	36 510	37 674
DENMARK.....	-	21 388	21 388	21 560	-	40 026	40 026	41 298
U KING.....	-	-	-	-	-	108 679	108 679	110 987
NETHLDs.....	-	8 097	8 097	8 191	-	120 375	120 375	125 127
BELGIUM.....	-	34 224	34 224	35 164	-	85 508	85 508	88 746
FRANCE.....	-	-	-	-	-	39 037	39 037	40 146
W GERM.....	-	-	-	-	-	71 999	71 999	73 829
AUSTRIA.....	-	9 900	9 900	10 175	-	9 900	9 900	10 175
SPAIN.....	-	6 632	6 632	6 696	-	83 528	83 528	84 777
PORTUGL.....	-	17 451	17 451	17 695	-	104 495	104 495	106 314
YUGOSLV.....	-	8 910	8 910	9 042	-	21 980	21 980	22 334
TURKEY.....	-	7 400	7 400	7 516	-	11 900	11 900	12 089
LEBANON.....	-	21 444	21 444	23 703	-	240 473	240 473	250 334
AUSTRAL.....	-	148 345	148 568	152 859	-	916 204	916 627	943 189
N ZEAL.....	-	1 083 236	1 083 236	1 117 199	-	4 146 148	4 150 310	4 271 927
OTH CTY.....	-	813	813	1 153	-	1 282	922	1 622
TOTAL.....	-	1 809 451	1 809 994	1 854 426	-	7 762 352	7 770 115	7 955 062
2919340	SAUSAGE CASINGS, NATURAL, EXCEPT SHEEP, LAMB AND GOAT							
CANADA.....	-	38 704	38 936	38 936	-	232 307	233 675	233 697
MEXICO.....	-	174 253	37 244	156 253	-	759 374	398 938	741 374
NICARAG.....	-	-	-	-	-	12 103	12 103	12 984
CHILE.....	-	6 874	6 874	7 832	-	29 111	29 115	33 412
BRAZIL.....	-	37 507	37 507	40 258	-	135 794	135 796	146 237
ARGENT.....	-	55 057	55 057	59 862	-	287 162	287 162	315 076
SWEDEN.....	-	67 559	67 559	70 726	-	383 711	383 711	401 514
NORWAY.....	-	68 330	68 330	70 446	-	113 770	113 770	117 865
FINLAND.....	-	13 470	13 470	14 676	-	45 346	45 346	48 547
DENMARK.....	-	288 382	288 382	304 523	-	1 415 935	1 413 164	1 509 828
U KING.....	-	1 122	1 122	1 173	-	33 211	33 211	34 659
NETHLDs.....	-	108 624	108 634	114 235	-	1 004 431	1 004 441	1 046 940
BELGIUM.....	-	47 505	47 505	48 916	-	196 531	196 530	207 292
W GERM.....	-	240 304	240 321	252 562	-	1 361 670	1 364 661	1 429 505
SPAIN.....	-	211 928	211 928	224 010	-	803 194	802 932	850 344
PORTUGL.....	-	71 553	71 553	74 478	-	394 822	394 822	414 368

Table 2. Schedule A Commodity by Country of Origin,
Customs Value, F.a.s. and C.i.f.—Continued

(For information on coverage, definitions of Customs, f.a.s., and c.i.f. values, see Explanation of Statistics. Shipments valued less than \$251 are shown only under Schedule A commodity number 990.0000 and excluded from all other commodities. OTH CTY represents total for countries averaging under \$1,000 per month based on Customs Value)

Country of origin	Schedule A commodity number, description and unit of quantity							
	Current month				Cumulative, January to date			
	Net quantity	Value (dollars)			Net quantity	Value (dollars)		
Customs		F.a.s.	C.i.f.	Customs		F.a.s.	C.i.f.	
YUGOSLV.....	-	45 394	45 394	47 458	-	94 485	94 495	101 673
LEBANON.....	-	-	-	-	-	6 011	6 011	6 175
CHINA M.....	-	8 457	8 457	8 820	-	14 390	14 390	15 778
AUSTRAL.....	-	70 459	70 459	71 442	-	72 614	72 614	73 789
N ZEAL.....	-	-	-	-	-	10 395	10 395	11 430
REP SAF.....	-	-	-	-	-	10 064	10 064	10 950
OTH CTY.....	-	1 416	1 416	1 997	-	7 257	7 257	8 659
TOTAL.....	-	1 556 898	1 420 148	1 608 603	-	7 423 688	7 064 603	7 772 096
2919360	GUTS, BLADDERS, AND STOMACHS OF ANIMALS, NOT PREPARED FOR USE AS SAUSAGE CASINGS							
CANADA.....	-	-	-	-	-	14 160	14 282	14 282
ARGENT.....	-	-	-	-	-	10 889	10 889	12 632
SWEDEN.....	-	-	-	-	-	6 679	6 679	7 089
DENMARK.....	-	12 495	12 495	13 680	-	12 495	12 495	13 680
AUSTRAL.....	-	269	269	433	-	7 922	7 922	8 257
N ZEAL.....	-	375 361	375 361	386 392	-	563 661	563 661	592 245
OTH CTY.....	-	3 249	3 249	3 717	-	9 218	9 217	10 634
TOTAL.....	-	391 374	391 374	404 222	-	625 024	625 145	658 819
2919400	FISH SCALES, CRUDE, FISH SOUNDS AND OTHER FISH SCRAP FOR FERTILIZER (LB)							
CHINA M.....	615	4 843	4 838	5 341	2 975	21 122	21 243	23 162
HG KONG.....	780	5 038	5 062	5 723	4 025	28 901	28 995	31 795
OTH CTY.....	11 995	3 374	3 250	3 676	13 359	9 394	9 270	10 537
TOTAL.....	13 390	13 255	13 150	14 740	20 359	59 417	59 508	65 494
2919500	HIDE CUTTINGS, RAW, WITH OR WITHOUT HAIR (LB)							
CANADA.....	1 095 370	38 499	43 387	43 387	3 723 834	134 604	151 920	151 920
GUATMAL.....	-	-	-	-	48 858	5 482	5 482	7 783
NICARAG.....	-	-	-	-	174 137	29 603	29 603	35 071
DOM REP.....	120 000	19 200	19 200	24 655	167 107	26 989	26 989	34 560
VENEZ.....	110 163	24 490	24 490	26 235	620 962	118 390	118 363	131 971
PERU.....	-	-	-	-	50 155	5 983	5 983	7 795
BRAZIL.....	34 196	31 022	31 022	32 832	34 196	31 022	31 022	32 832
ARGENT.....	81 902	19 621	19 621	24 980	208 578	49 928	49 928	63 617
SPAIN.....	139 520	12 203	12 974	12 974	220 840	28 802	28 345	28 345
GREECE.....	-	-	-	-	94 798	17 152	17 152	23 363
THAILND.....	-	-	-	-	52 140	10 487	10 809	10 809
TOTAL.....	1 581 151	145 035	150 694	165 063	5 395 605	456 442	475 596	528 066
2919620	FEATHERS AND DOWNS, OSTRICH, CRUDE, SORTED OR TREATED BUT NOT OTHERWISE PROCESSED (LB)							
BELGIUM.....	215	2 483	2 483	2 628	469	5 061	5 061	5 460
REP SAF.....	6 144	117 984	117 924	122 260	26 363	477 654	477 594	497 097
TOTAL.....	6 359	120 467	120 407	124 888	26 832	482 715	482 655	502 557
2919640	FEATHERS, EXCEPT OSTRICH, CRUDE, SORTED OR TREATED, BUT NOT FURTHER PROCESSED (LB)							
CANADA.....	-	-	-	-	13 686	14 063	14 063	15 488
DENMARK.....	-	-	-	-	13 757	20 384	20 384	21 587
U KING.....	49	2 299	2 299	2 378	11 169	13 420	13 420	16 028
BELGIUM.....	-	-	-	-	1 094	6 859	6 859	7 546
FRANCE.....	68 239	97 287	97 287	104 804	266 672	273 126	273 126	299 090
W GERM.....	35 971	8 219	8 219	10 289	51 550	30 799	30 799	35 328
POLAND.....	23 699	15 965	15 965	19 896	155 777	79 362	79 362	103 089
YUGOSLV.....	13 910	35 225	35 225	36 895	16 375	48 140	48 140	50 130
ROMANIA.....	30 882	140 967	140 967	149 684	77 179	191 067	191 067	209 226
INDIA.....	901	18 528	18 528	19 763	6 521	71 614	71 614	78 744
S VETNM.....	35 274	24 724	24 724	28 151	72 754	66 875	66 875	75 327
CHINA M.....	91 007	141 962	141 962	154 901	242 456	399 269	399 269	427 328
CHINA T.....	32 790	31 626	31 626	34 402	173 050	160 556	160 556	173 979
OTH CTY.....	110	1 531	1 531	1 601	3 261	11 264	11 264	12 257
TOTAL.....	332 832	518 333	518 333	562 764	1 105 301	1 386 798	1 386 798	1 525 147
2919660	DOWNS, EXCEPT OSTRICH, CRUDE, SORTED OR TREATED, BUT NOT FURTHER PROCESSED (LB)							
DENMARK.....	4 023	30 462	30 462	32 697	12 793	96 899	96 899	104 054
NETHLDs.....	11 428	25 480	25 480	26 864	24 876	57 020	57 020	59 799
FRANCE.....	71 373	351 988	351 988	367 598	275 252	1 271 237	1 271 237	1 329 627
W GERM.....	22 072	53 053	53 053	57 645	26 424	73 283	73 283	79 215
HUNGARY.....	2 245	5 732	5 732	6 147	2 245	5 732	5 732	6 147
POLAND.....	2 866	29 502	29 502	30 550	13 117	95 452	95 452	99 438
YUGOSLV.....	50 352	278 345	278 345	285 690	132 543	719 754	719 754	740 150
ROMANIA.....	-	-	-	-	11 025	12 148	12 148	13 581
THAILND.....	6 832	40 058	40 058	40 869	6 832	40 058	40 058	40 869
S VETNM.....	7 275	30 696	30 696	32 741	20 602	63 819	63 819	67 345
SINGAPR.....	-	-	-	-	6 307	33 445	33 445	34 007
CHINA M.....	6 599	27 195	27 195	27 711	17 645	62 762	62 762	64 128
CHINA T.....	86 651	240 937	240 937	248 585	248 744	684 056	684 056	705 792
OTH CTY.....	-	-	-	-	82	1 825	1 825	2 040
TOTAL.....	271 716	1 113 448	1 113 448	1 157 097	798 487	3 217 490	3 217 490	3 346 192
2919700	SPONGES, MARINE (LB)							
CANADA.....	394	7 689	7 689	8 206	394	7 689	7 689	8 206
BAHAMAS.....	220	880	880	903	1 850	5 937	5 937	6 349
FRANCE.....	-	-	-	-	400	7 340	7 340	8 361
GREECE.....	2 933	51 998	51 998	54 617	11 940	162 870	162 883	173 118

Table 2. Schedule A Commodity by Country of Origin,
Customs Value, F.a.s. and C.i.f.—Continued

(For information on coverage, definitions of Customs, f.a.s., and c.i.f. values, see Explanation of Statistics. Shipments valued less than \$251 are shown only under Schedule A commodity number 990.000 and excluded from all other commodities. OTH CTY represents total for countries averaging under \$1,000 per month based on Customs Value)

Country of origin	Schedule A commodity number, description and unit of quantity							
	Net quantity	Current month			Net quantity	Cumulative, January to date		
		Customs	F.a.s.	C.i.f.		Customs	F.a.s.	C.i.f.
JAPAN.....	635	4 310	4 310	5 041	2 580	12 482	12 482	16 066
TUNISIA.....	-	-	-	-	3 277	27 207	27 227	30 415
LIBYA.....	-	-	-	-	1 444	11 971	11 971	12 963
EGYPT.....	436	255	255	452	3 456	26 823	26 823	28 086
OTH CTY.....	130	1 088	1 088	1 309	5 692	19 404	19 404	21 796
TOTAL.....	4 748	66 220	66 220	70 528	31 033	281 723	281 756	305 360
2919800	AMBERGRIS, CASTOREUM, CIVET & MUSK, NOV 10% ALCHL, & NATRL CRUDE DRUGS OF ANIMAL ORIGIN							
CANADA.....	-	883 959	884 435	884 435	-	5 136 520	5 134 071	5 134 384
MEXICO.....	-	2 888	2 888	2 888	-	53 614	54 241	54 949
GUATMAL.....	-	6 585	6 585	6 735	-	22 259	22 259	22 786
NICARAG.....	-	-	-	-	-	6 250	6 250	6 676
C RICA.....	-	-	-	-	-	5 447	5 447	5 905
COLOMB.....	-	17 203	17 203	17 719	-	67 374	67 374	69 034
BRAZIL.....	-	18 378	18 283	19 001	-	18 378	18 283	19 001
ARGENT.....	-	-	-	-	-	166 071	166 011	173 745
DENMARK.....	-	-	-	-	-	19 360	19 360	20 080
FRANCE.....	-	64 589	64 589	68 209	-	284 651	284 650	295 832
W GERM.....	-	-	-	-	-	25 137	25 137	26 546
HUNGARY.....	-	-	-	-	-	29 244	29 356	29 356
SWITZLD.....	-	15 454	15 454	15 669	-	20 387	20 367	20 669
INDIA.....	-	1 348	1 348	1 411	-	154 246	154 246	155 161
CHINA M.....	-	490	490	520	-	5 463	5 463	5 857
AUSTRAL.....	-	27 761	27 761	28 722	-	42 833	42 833	44 163
N ZEAL.....	-	86 608	86 608	103 837	-	170 822	170 822	205 983
ETHIOP.....	-	5 751	5 751	5 850	-	8 376	8 376	8 538
OTH CTY.....	-	-	-	-	-	15 996	16 052	17 569
TOTAL.....	-	1 131 014	1 131 395	1 154 996	-	6 252 428	6 250 618	6 316 034
2919920	MEAT, RAW, INCL OFFAL, FOR ANIMAL FEED, NOT FIT FOR HUMAN CONSUMPTION (LB)							
CANADA.....	360 352	26 098	26 645	26 645	2 123 317	148 235	153 883	153 883
ARGENT.....	-	-	-	-	503 012	65 648	65 648	84 766
OTH CTY.....	-	-	-	-	25 620	8 349	8 349	9 599
TOTAL.....	360 352	26 098	26 645	26 645	2 651 949	222 232	227 880	248 248
2919940	MEAT, INCL OFFAL, PREPARED OR PRESERVED, FOR ANIMAL FEED, UNFIT FOR HUMAN CONSUMPTION (LB)							
CANADA.....	1 415 568	288 288	308 628	308 628	6 006 048	1 229 112	1 311 150	1 311 648
CHINA T.....	1 448	4 475	4 475	4 892	3 114	19 132	19 132	22 369
OTH CTY.....	3 990	1 283	1 283	1 531	6 591	5 572	5 572	6 161
TOTAL.....	1 421 006	294 046	314 386	315 051	6 015 753	1 253 816	1 335 854	1 340 178
2919960	BLOOD, DRIED, AND EGGS OF FISH AND INSECTS, NSPF							
CANADA.....	-	9 021	9 871	9 871	-	12 936	13 872	13 872
NETHLD.....	-	-	-	-	-	7 397	7 397	7 839
OTH CTY.....	-	674	674	1 479	-	1 477	1 477	2 400
TOTAL.....	-	9 695	10 545	11 350	-	21 810	22 746	24 111
2921020	CANAIGRE, CHESTNUT, CURUPAY, DIVI-DIVI, EUCALYPTUS, HEMLOCK, LARCH & TARA, CRUDE OR PROCS (LB)							
BRAZIL.....	43 210	6 650	6 650	7 796	43 210	6 650	6 650	7 796
FRANCE.....	-	-	-	-	109 754	21 906	21 906	28 041
TOTAL.....	43 210	6 650	6 650	7 796	212 964	28 556	28 556	35 837
2921040	QUEBRACHO, CRUDE OR PROCESSED (LB)							
CANADA.....	-	-	-	-	41 120	7 196	7 718	7 718
PARAGUA.....	297 621	45 225	48 172	58 118	1 992 296	302 740	305 687	372 271
ARGENT.....	81 570	12 812	12 812	15 699	2 448 134	403 347	408 228	468 379
TOTAL.....	379 191	58 037	60 984	73 817	4 481 550	713 283	721 633	848 368
2921060	DYEING AND TANNING PRODUCTS, VEGETABLE, NSPF, CRUDE OR PROCESSED (LB)							
SALVADR.....	-	-	-	-	22 086	6 757	6 757	7 758
DOM REP.....	116 200	39 712	39 712	43 278	431 720	136 254	136 224	149 795
ECUADOR.....	441	10 179	10 179	10 439	361 650	144 008	144 008	157 249
PERU.....	-	-	-	-	415 518	150 866	150 866	171 491
BRAZIL.....	191 580	17 389	17 389	23 007	274 308	24 898	24 898	32 943
FRANCE.....	-	-	-	-	4 275	9 298	9 298	10 732
SPAIN.....	726	46 321	46 321	47 762	2 213	245 988	245 988	253 094
ITALY.....	-	-	-	-	100 397	26 311	26 311	33 116
TURKEY.....	-	-	-	-	646 807	273 626	273 626	304 134
CYPRUS.....	98 943	19 523	19 523	23 975	417 517	82 382	82 382	108 143
SYRIA.....	130 539	8 112	8 112	14 880	130 539	8 112	8 112	14 880
LEBANON.....	-	-	-	-	520 109	318 813	318 815	341 039
INDIA.....	-	-	-	-	244 929	13 592	13 592	23 673
SINGAPR.....	-	-	-	-	13 228	7 736	7 736	8 630
KOR REP.....	-	-	-	-	663 071	357 356	357 356	380 670
EGYPT.....	2 205	600	600	676	74 067	17 797	17 797	19 955
KENYA.....	-	-	-	-	443 804	100 945	100 945	137 566
REP SAF.....	432 417	35 652	35 652	54 500	3 627 311	433 590	433 582	576 212
OTH CTY.....	66	930	930	1 133	20 119	2 914	2 914	3 218
TOTAL.....	973 117	178 418	178 418	219 650	8 413 668	2 361 243	2 361 207	2 734 298
2922005	LAC, SEED (LB)							
INDIA.....	16 400	26 684	26 684	28 192	16 400	26 684	26 684	28 192
THAILND.....	1 159 998	310 804	310 804	375 482	4 493 335	1 623 480	1 623 480	1 806 448
TOTAL.....	1 176 398	337 488	337 488	403 674	4 509 735	1 650 164	1 650 164	1 834 640

Table 2. Schedule A Commodity by Country of Origin,
Customs Value, F.a.s. and C.i.f.—Continued

(For information on coverage, definitions of Customs, f.a.s., and c.i.f. values, see Explanation of Statistics. Shipments valued less than \$251 are shown only under Schedule A commodity number 990.0000 and excluded from all other commodities. OTH CTY represents total for countries averaging under \$1,000 per month based on Customs Value)

Country of origin	Schedule A commodity number, description and unit of quantity							
	Net quantity	Current month			Net quantity	Cumulative, January to date		
		Value (dollars)				Value (dollars)		
	Customs	F.a.s.	C.i.f.	Customs	F.a.s.	C.i.f.		
2922010	SHELLAC, BLEACHED, STICK LAC, BUTTON LAC, AND OTHER LAC NES						(LB)	
CANADA.....	37 500	62 481	62 646	62 646	88 500	146 099	146 755	146 755
W GERM.....	13 229	21 504	21 504	22 720	59 693	93 516	93 516	97 848
INDIA.....	25 748	35 728	35 728	37 430	272 783	439 017	439 125	458 128
THAILND.....	-	-	-	-	320 608	172 263	172 263	197 148
TOTAL.....	76 477	119 713	119 878	122 796	741 584	850 895	851 659	899 879
2922020	BALSAMS, NATURAL AND NOT ARTIFICIALLY MIXED WITH OTHER SUBSTANCES						(LB)	
SALVADR.....	1 500	3 729	3 729	3 828	40 605	230 558	230 558	234 750
HONDURA.....	-	-	-	-	16 552	25 223	25 223	26 095
NICARAG.....	-	-	-	-	2 025	8 372	8 372	8 548
U KING.....	-	-	-	-	16 600	50 565	50 581	52 201
OTH CTY.....	-	-	-	-	629	3 190	3 194	3 247
TOTAL.....	1 500	3 729	3 729	3 828	76 411	317 908	317 928	324 841
2922030	GUM ARABIC						(LB)	
FRANCE.....	-	-	-	-	37 610	89 056	89 056	90 250
SUDAN.....	74 075	57 683	57 683	61 151	777 350	824 923	819 063	862 246
CHAD.....	11 000	16 000	16 000	16 704	77 000	112 000	112 000	114 815
ETHIOP.....	-	-	-	-	11 023	17 500	17 500	18 076
OTH CTY.....	-	-	-	-	18 065	10 715	10 715	11 538
TOTAL.....	85 075	73 683	73 683	77 855	921 048	1 054 194	1 048 334	1 096 925
2922035	GUM, GUAR, NATURAL						(LB)	
NETHLD.....	165 350	92 328	92 328	111 147	1 372 740	708 897	708 897	785 929
SPAIN.....	40 000	15 913	15 913	17 702	306 160	127 035	126 844	140 217
ITALY.....	148 184	84 936	84 936	92 585	757 367	355 683	355 683	394 020
INDIA.....	1 353 466	405 774	495 774	552 858	16 678 902	4 788 221	4 788 221	5 474 256
PAKISTN.....	1 597 350	589 314	588 540	653 533	5 807 499	2 016 442	2 013 822	2 256 661
REP SAF.....	-	-	-	-	176 078	88 270	80 172	93 363
TOTAL.....	3 304 350	1 278 265	1 277 491	1 427 825	25 098 746	8 084 548	8 073 639	9 144 446
2922040	GUM, LOCUST BEAN						(LB)	
NETHLD.....	-	-	-	-	297 000	170 613	170 613	184 172
SPAIN.....	92 800	35 898	35 898	40 761	1 244 396	695 936	695 375	749 990
PORTUGL.....	75 000	55 973	55 973	60 000	312 707	197 575	197 575	212 538
ITALY.....	33 000	27 377	27 377	29 127	342 567	155 283	155 283	171 493
GREECE.....	44 000	13 974	13 974	15 968	230 046	87 607	87 607	98 087
CYPRUS.....	-	-	-	-	333 660	28 386	28 386	47 564
INDIA.....	-	-	-	-	52 746	22 189	19 019	21 925
ETHIOP.....	-	-	-	-	11 078	11 736	11 736	12 312
OTH CTY.....	-	-	-	-	2 000	1 398	1 398	1 487
TOTAL.....	244 800	133 222	133 222	145 856	2 826 200	1 370 723	1 366 992	1 499 568
2922045	GUMS, LECHE CASPI AND SORVA, NATURAL						(LB)	
BRAZIL.....	80 424	64 339	64 339	70 258	1 132 106	871 872	871 872	953 159
TOTAL.....	80 424	64 339	64 339	70 258	1 132 106	871 872	871 872	953 159
2922050	GUM, TRAGACANTH, NATURAL						(LB)	
FRANCE.....	2 646	13 026	13 130	13 683	8 599	41 477	41 683	44 747
IRAN.....	49 510	292 181	292 181	300 991	439 785	1 630 373	1 625 116	1 685 304
TOTAL.....	52 156	305 207	305 311	314 674	448 384	1 671 850	1 666 799	1 730 051
2922060	GUM, KARAYA, NATURAL						(LB)	
W GERM.....	-	-	-	-	47 935	10 009	10 009	13 709
SWITZLD.....	-	-	-	-	66 138	26 895	26 895	29 100
INDIA.....	159 039	80 375	80 375	89 799	2 765 167	1 441 225	1 440 405	201 589 298
TOTAL.....	159 039	80 375	80 375	89 799	2 879 240	1 478 129	1 477 309	201 632 107
2922070	GUM, DAMAR, COPAL, KAURI, AND SANDARAC, VARNISH GUMS, GUM RESINS AND RESINS, NSPF						(LB)	
BRAZIL.....	1 433 910	361 487	361 487	411 040	4 887 628	803 733	803 733	952 784
INDIA.....	265 965	29 224	29 224	43 668	1 271 941	135 892	135 892	196 673
MALAYSA.....	26 880	4 795	4 795	6 351	63 500	13 354	13 354	16 664
SINGAPR.....	-	-	-	-	33 600	8 428	8 428	10 245
INDNSIA.....	-	-	-	-	24 603	5 947	5 947	7 364
PHIL R.....	22 377	5 063	5 063	6 344	111 731	32 164	32 164	38 322
TNZNANIA.....	440 920	53 650	53 650	75 624	933 692	88 829	88 829	139 624
MOZAMBQ.....	1 209 600	140 107	140 107	194 137	3 765 767	412 108	412 108	572 747
OTH CTY.....	-	-	-	-	1 521	2 551	2 583	2 669
TOTAL.....	3 399 652	594 326	594 326	737 164	11 093 983	1 503 006	1 503 038	1 937 092
2922080	GUMS, NSPF, AND BURGUNDY PITCH						(LB)	
CANADA.....	230	288	293	293	1 494	12 009	12 038	12 038
GUATMAL.....	-	-	-	-	72 356	61 502	61 502	63 343
HONDURA.....	-	-	-	-	29 925	11 756	11 756	12 763
NICARAG.....	-	-	-	-	221 018	85 113	85 113	92 396
BRAZIL.....	122 576	37 880	38 100	44 312	457 477	168 131	168 351	194 295
FRANCE.....	-	-	-	-	9 396	53 476	53 578	55 011
SPAIN.....	11 023	13 238	13 238	13 758	15 573	20 245	20 245	21 281
GREECE.....	-	-	-	-	2 877	23 915	23 915	24 414

Table 2. Schedule A Commodity by Country of Origin,
Customs Value, F.a.s. and C.i.f.—Continued

(For information on coverage, definitions of Customs, f.a.s., and c.i.f. values, see Explanation of Statistics. Shipments valued less than \$251 are shown only under Schedule A commodity number 990.0000 and excluded from all other commodities. OTH CTY represents total for countries averaging under \$1,000 per month based on Customs Value)

Country of origin	Schedule A commodity number, description and unit of quantity							
	Current month				Cumulative, January to date			
	Net quantity	Value (dollars)			Net quantity	Value (dollars)		
Customs		F.a.s.	C.i.f.	Customs		F.a.s.	C.i.f.	
IRAN.....	1 433	5 242	5 242	5 565	28 988	61 766	61 766	66 359
INDIA.....	266 123	33 116	33 116	44 261	1 023 634	184 655	183 099	222 529
LAOS.....	-	-	-	-	1 102	12 664	12 664	12 914
MALAYSIA.....	3 240	1 618	1 618	1 927	21 274	16 030	16 030	17 362
SINGAPR.....	-	-	-	-	85 628	30 808	30 808	35 667
INDNSIA.....	64 941	19 460	19 460	23 824	149 564	51 842	51 842	61 626
PHIL R.....	24 251	3 850	3 850	5 328	92 770	17 805	17 805	22 993
SOMALIA.....	35 588	32 117	32 117	34 244	62 468	60 236	60 236	64 029
ETHIOP.....	19 807	5 507	5 507	6 652	107 893	69 717	69 717	77 394
OTH CTY.....	-	-	-	-	16 823	9 672	9 672	10 624
TOTAL.....	549 212	152 316	152 541	180 164	2 400 260	951 342	950 137	1 067 036
2923030	BAMBOO OR RATTAN STICKS, ROUGH OR CUT INTO LENGTHS FOR UMBRELLAS, WHIPS, CANES, ETC.							
BURMA.....	-	-	-	-	-	7 705	7 705	12 500
THAILND.....	-	-	-	-	-	19 383	19 383	40 577
SINGAPR.....	-	4 008	4 008	4 172	-	7 282	7 282	7 920
HG KONG.....	-	2 053	2 158	2 457	-	14 306	14 427	20 053
CHINA T.....	-	76 757	76 783	108 274	-	451 718	451 791	634 037
JAPAN.....	-	26 221	26 221	33 186	-	304 780	306 343	387 152
OTH CTY.....	-	2 404	2 404	2 641	-	9 145	9 145	13 315
TOTAL.....	-	111 443	111 574	150 730	-	814 319	816 076	1 115 554
2923050	SPLIT BAMBOO AND RATTAN, OTHER THAN WHOLE RATTAN AND EXCLUDING RATTAN WEBBING							
INDIA.....	-	-	-	-	-	7 000	7 000	12 603
MALAYSIA.....	-	-	-	-	-	31 112	30 969	32 409
SINGAPR.....	-	24 226	24 226	25 050	-	112 277	112 277	122 541
INDNSIA.....	-	11 808	11 808	18 429	-	73 565	73 565	109 511
PHIL R.....	-	51 972	51 972	60 727	-	369 630	369 630	584 964
HG KONG.....	-	34 829	34 981	39 822	-	189 504	190 442	220 018
CHINA T.....	-	-	-	-	-	29 550	29 550	37 104
JAPAN.....	-	3 069	3 069	4 743	-	11 458	10 918	17 721
OTH CTY.....	-	-	-	-	-	5 956	5 956	9 770
TOTAL.....	-	125 904	126 056	168 771	-	830 052	830 307	1 146 641
2923060	WILLOW AND RICE STRAW, CRUDE & PROCESSED, CRUDE STRAW & OTH CRUDE FIBROUS VEG SUBSTNCES NES							
MEXICO.....	-	216 086	231 005	232 118	-	1 272 767	1 351 219	1 360 013
BRAZIL.....	-	-	-	-	-	12 446	12 446	13 986
U KING.....	-	-	-	-	-	8 714	8 714	10 324
FRANCE.....	-	9 756	9 756	11 927	-	9 756	9 756	11 927
INDIA.....	-	1 284	1 284	1 866	-	16 618	16 618	19 716
SIER LN.....	-	-	-	-	-	39 727	39 727	43 184
MALAGAS.....	-	-	-	-	-	28 235	28 235	34 148
OTH CTY.....	-	2 850	2 850	3 345	-	5 985	5 985	7 679
TOTAL.....	-	229 976	244 895	249 256	-	1 394 248	1 472 702	1 500 977
2924010	SAGE, UNGROUND (LB)							
ITALY.....	-	-	-	-	11 000	6 149	6 149	7 097
YUGOSLV.....	27 058	16 359	16 359	18 002	293 582	191 302	191 592	205 604
ALBANIA.....	176 368	68 000	68 000	75 864	729 833	292 995	292 995	329 837
GREECE.....	-	-	-	-	8 240	7 419	7 419	8 298
TURKEY.....	-	-	-	-	38 383	12 926	12 927	15 555
OTH CTY.....	-	-	-	-	5 159	4 774	5 089	5 089
TOTAL.....	203 426	84 359	84 359	93 866	1 086 197	515 565	516 171	571 480
2924020	LICORICE ROOT (LB)							
W GERM.....	2 248	1 177	1 177	1 413	9 978	5 563	5 563	6 462
USSR.....	-	-	-	-	2 775 446	308 613	308 613	415 388
ITALY.....	291	338	338	375	22 337	6 738	6 738	8 417
TURKEY.....	-	-	-	-	1 772 498	278 803	278 803	346 469
IRAQ.....	-	-	-	-	2 204 600	237 627	237 627	321 947
IRAN.....	600 048	75 034	75 034	120 715	8 973 933	887 966	887 966	1 497 646
AFGHAN.....	-	-	-	-	11 494 209	1 350 137	1 350 137	1 803 597
PAKISTN.....	-	-	-	-	220 460	26 500	26 500	53 794
OTH CTY.....	-	-	-	-	3 000	3 078	3 078	3 333
TOTAL.....	602 587	76 549	76 549	122 503	27 476 461	3 105 025	3 105 025	4 457 073
2924036	PYRETHRUM OR INSECT FLOWERS, ADVANCED (LB)							
U KING.....	4 830	62 015	62 015	62 790	9 660	124 700	124 700	126 085
AUSTRAL.....	5 060	52 900	52 900	57 165	5 060	52 900	52 900	57 165
RWANDA.....	10 000	104 680	104 680	114 005	70 000	733 000	733 000	801 267
KENYA.....	26 320	573 181	573 555	586 241	88 100	1 745 837	1 746 700	1 807 704
TNZANIA.....	-	-	-	-	73 946	770 106	770 106	844 241
TOTAL.....	46 210	792 776	793 150	820 201	246 766	3 426 543	3 427 406	3 636 462
2924040	ACONITE, ALOES, ASAFTIDA, BUCHU LVS, COCC INDICUS, DIGITALIS, IPECAC, JALAP, ETC, CRUDE (LB)							
NICARAG.....	1 102	2 755	2 755	2 893	6 586	16 731	16 731	17 664
DOM REP.....	-	-	-	-	20 473	13 308	13 308	14 077
ECUADOR.....	-	-	-	-	76 059	25 875	25 875	29 873
NETHLS.....	-	-	-	-	351 121	284 305	279 265	301 436
POLAND.....	-	-	-	-	51 811	43 678	43 678	44 883
REP SAF.....	5 939	12 364	12 364	13 473	42 323	73 674	74 011	80 179
OTH CTY.....	220	280	300	300	920	946	998	1 064
TOTAL.....	7 261	15 399	15 419	16 666	549 293	458 517	453 866	489 176

Table 2. Schedule A Commodity by Country of Origin,
Customs Value, F.a.s. and C.i.f.—Continued

(For information on coverage, definitions of Customs, f.a.s., and c.i.f. values, see Explanation of Statistics. Shipments valued less than \$251 are shown only under Schedule A commodity number 990.0000 and excluded from all other commodities. OTH CTY represents total for countries averaging under \$1,000 per month based on Customs Value)

Country of origin	Schedule A commodity number, description and unit of quantity							
	Current month				Cumulative, January to date			
	Net quantity	Value (dollars)			Net quantity	Value (dollars)		
Customs		F.a.s.	C.i.f.	Customs		F.a.s.	C.i.f.	
2924060	PLANTS, SEEDS, FLOWERS & PARTS, NES, OF A TYPE PRIMARILY FOR PERFUMRY, PHARMACY, FUNGICIDE							
CANADA.....	-	94 761	95 011	95 011	-	401 180	401 910	402 577
MEXICO.....	-	662	662	773	-	5 471	5 471	5 811
JAMAICA.....	-	4 429	4 429	5 483	-	10 612	10 612	13 159
HAITI.....	-	13 730	13 730	17 323	-	13 730	13 730	17 323
DOM REP.....	-	-	-	-	-	13 610	13 610	14 984
TRINID.....	-	-	-	-	-	12 801	12 801	13 801
PERU.....	-	148 000	148 000	165 684	-	446 982	446 982	498 827
CHILE.....	-	122 675	122 675	124 386	-	124 563	124 563	126 483
ARGENT.....	-	-	-	-	-	5 942	5 942	6 380
SWEDEN.....	-	-	-	-	-	23 229	23 229	23 465
U KING.....	-	3 572	3 572	4 779	-	39 926	39 926	43 527
NETHLDS.....	-	-	-	-	-	19 600	19 600	22 235
BELGIUM.....	-	-	-	-	-	17 592	17 592	20 606
FRANCE.....	-	10 314	10 314	11 494	-	125 438	125 429	141 024
W GERM.....	-	31 167	30 772	34 055	-	192 596	191 436	215 448
CZECHO.....	-	6 410	6 410	7 746	-	6 410	6 410	7 746
HUNGARY.....	-	-	-	-	-	31 145	31 145	36 055
SWITZLD.....	-	-	-	-	-	63 854	63 863	65 041
POLAND.....	-	6 915	6 915	10 740	-	16 287	16 287	21 068
USSR.....	-	-	-	-	-	73 486	73 486	79 509
SPAIN.....	-	377	377	443	-	81 146	81 146	90 525
PORTUGL.....	-	3 698	3 432	5 064	-	8 298	8 032	11 233
ITALY.....	-	-	-	-	-	14 046	14 046	14 590
YUGOSLV.....	-	19 890	19 890	25 365	-	119 603	119 603	145 639
GREECE.....	-	-	-	-	-	11 902	11 902	13 260
BULGAR.....	-	38 250	38 238	42 181	-	109 316	109 290	122 978
LEBANON.....	-	5 716	5 716	7 220	-	13 199	13 199	16 085
INDIA.....	-	667 787	669 487	767 397	-	2 920 370	2 922 072	3 247 643
THAILND.....	-	996	996	1 186	-	26 401	26 401	29 161
CHINA M.....	-	71 896	72 091	75 319	-	242 923	243 725	256 135
KOR REP.....	-	26 548	26 548	29 402	-	274 031	274 033	288 902
HG KONG.....	-	3 891	3 915	4 171	-	24 122	24 363	25 865
CHINA T.....	-	-	-	-	-	19 310	19 310	21 173
JAPAN.....	-	1 454	1 454	1 549	-	20 595	20 595	21 271
TUNISIA.....	-	-	-	-	-	6 735	6 735	9 044
EGYPT.....	-	21 912	21 912	27 869	-	99 429	99 429	120 386
SUDAN.....	-	8 042	8 042	12 143	-	229 311	229 311	261 939
ZAIRE.....	-	-	-	-	-	5 699	5 699	6 834
OTH CTY.....	-	813	813	902	-	13 664	13 664	16 268
TOTAL.....	-	1 313 905	1 315 401	1 477 665	-	5 884 554	5 886 579	6 494 000
2925005	SEED, ALFALFA (LB)							
OTH CTY.....	220	402	427	427	2 620	4 923	5 153	6 283
TOTAL.....	220	402	427	427	2 620	4 923	5 153	6 283
2925010	SEED, BLUEGRASS (LB)							
SWEDEN.....	-	-	-	-	30 920	26 402	26 402	29 064
DENMARK.....	5 000	1 283	1 283	1 600	209 008	74 406	74 400	85 743
OTH CTY.....	-	-	-	-	1 100	550	565	565
TOTAL.....	5 000	1 283	1 283	1 600	241 028	101 358	101 367	115 372
2925020	SEED, CLOVER (LB)							
CANADA.....	311 913	97 630	100 018	100 018	12 519 512	4 154 072	4 289 696	4 289 696
JAPAN.....	2 800	2 800	2 800	5 641	5 984	6 104	6 104	9 177
AUSTRAL.....	22 000	8 817	8 817	10 083	117 229	55 449	55 449	64 486
N ZEAL.....	-	-	-	-	209 567	220 195	220 195	239 217
OTH CTY.....	498	1 784	1 784	2 206	3 249	8 102	8 102	9 379
TOTAL.....	337 211	111 031	113 419	117 948	12 855 541	4 443 922	4 579 546	4 611 957
2925030	SEED, FESCUE (LB)							
CANADA.....	528 350	139 896	143 326	143 326	4 362 796	1 258 366	1 288 094	1 288 094
NETHLDS.....	324	495	495	1 010	13 207	12 274	12 274	15 797
BELGIUM.....	631	6 349	6 349	6 424	631	6 349	6 349	6 424
W GERM.....	-	-	-	-	33 069	15 859	15 859	17 195
OTH CTY.....	545	1 384	1 384	1 693	2 525	3 217	3 217	3 673
TOTAL.....	529 850	148 124	151 554	152 453	4 412 228	1 296 065	1 325 793	1 331 183
2925050	SEED, TIMOTHY (LB)							
CANADA.....	-	-	-	-	296 982	125 079	126 134	126 134
OTH CTY.....	-	-	-	-	2 440	2 512	2 512	3 150
TOTAL.....	-	-	-	-	299 422	127 591	128 646	129 284
2925060	SEED, CELERY (LB)							
FRANCE.....	32 990	10 683	10 683	13 223	44 308	16 455	16 455	20 344
INDIA.....	175 266	55 261	55 261	66 646	641 999	217 234	217 228	258 927
CHINA M.....	23 135	10 291	10 291	11 670	308 301	91 783	91 783	105 367
OTH CTY.....	-	-	-	-	11 023	3 555	3 555	4 014
TOTAL.....	231 391	76 235	76 235	91 539	1 005 631	329 027	329 021	388 652
2925070	SEEDS, GARDEN AND FIELD, NSPF							
CANADA.....	-	33 451	33 886	34 028	-	899 190	906 325	908 417

Table 2. Schedule A Commodity by Country of Origin,
Customs Value, F.a.s. and C.i.f.—Continued

(For information on coverage, definitions of Customs, f.a.s., and c.i.f. values, see Explanation of Statistics. Shipments valued less than \$251 are shown only under Schedule A commodity number 990.0000 and excluded from all other commodities. OTH CTY represents total for countries averaging under \$1,000 per month based on Customs Value)

Country of origin	Schedule A commodity number, description and unit of quantity							
	Current month				Cumulative, January to date			
	Net quantity	Value (dollars)			Net quantity	Value (dollars)		
Customs		F.a.s.	C.i.f.	Customs		F.a.s.	C.i.f.	
MEXICO.....	-	36 228	36 268	36 268	-	189 865	190 290	191 369
GUATMAL.....	-	25 900	25 900	27 229	-	313 210	313 210	316 438
SALVADR.....	-	4 528	4 528	5 094	-	32 229	32 229	35 160
HONDURA.....	-	9 000	9 000	9 121	-	9 000	9 000	9 121
NICARAG.....	-	14 250	14 250	15 213	-	40 368	40 368	44 748
C RICA.....	-	45 958	45 958	46 139	-	332 000	332 000	333 419
JAMAICA.....	-	2 595	2 595	2 961	-	26 117	27 964	31 832
CHILE.....	-	100 426	100 426	130 476	-	216 086	216 086	267 833
ARGENT.....	-	1 864	1 864	2 904	-	236 980	236 980	303 703
SWEDEN.....	-	622	622	622	-	16 087	16 087	17 603
DENMARK.....	-	4 036	4 036	4 168	-	104 849	105 105	111 626
U KING.....	-	10 855	10 855	11 306	-	100 864	100 864	119 631
NETHLDs.....	-	158 863	158 858	167 309	-	1 641 652	1 640 049	1 720 095
FRANCE.....	-	91 448	91 455	116 679	-	938 675	938 802	1 185 156
W GERM.....	-	30 282	30 282	31 838	-	311 177	302 187	310 677
SWITZLD.....	-	2 335	2 335	2 508	-	37 032	37 032	44 061
USSR.....	-	-	-	-	-	8 393	8 393	8 830
SPAIN.....	-	4 705	4 705	5 495	-	15 293	15 297	16 963
PORTUGL.....	-	35 246	35 246	41 144	-	51 645	51 645	59 421
ITALY.....	-	42 499	41 599	45 272	-	325 781	324 986	349 423
YUGOSLV.....	-	-	-	-	-	34 444	34 444	35 790
ISRAEL.....	-	12 825	12 825	14 018	-	274 680	274 672	283 758
INDIA.....	-	6 891	6 891	9 547	-	69 523	69 523	91 244
CHINA M.....	-	7 661	7 661	8 199	-	57 039	57 039	63 360
KOR REP.....	-	7 659	7 659	7 838	-	18 449	18 449	19 803
CHINA T.....	-	359 244	359 244	375 665	-	437 833	437 833	460 980
JAPAN.....	-	53 724	53 688	55 811	-	565 802	566 082	587 466
AUSTRAL.....	-	12 196	12 196	12 605	-	217 822	216 154	224 216
N ZEAL.....	-	1 015	1 015	1 716	-	74 756	74 759	86 251
SUDAN.....	-	5 187	5 187	5 472	-	10 374	10 374	10 887
KENYA.....	-	25 064	25 064	27 984	-	25 064	25 064	27 984
TNZANIA.....	-	-	-	-	-	161 310	161 310	200 179
MOZAMBO.....	-	-	-	-	-	6 355	6 355	9 510
REP SAF.....	-	379	379	369	-	7 766	7 766	8 320
OTH CTY.....	-	-	-	-	-	19 517	19 551	21 867
TOTAL.....	-	1 146 936	1 146 477	1 254 998	-	7 829 227	7 824 274	8 517 141
2926110	TULIP BULBS						(NO)	
NETHLDs.....	604 800	23 301	23 525	25 897	2 001 681	103 238	103 543	113 194
OTH CTY.....	-	-	-	-	119 008	6 535	6 088	6 408
TOTAL.....	604 800	23 301	23 525	25 897	2 120 689	109 773	109 631	119 602
2926120	HYACINTH BULBS						(NO)	
NETHLDs.....	34 240	3 868	3 905	4 156	233 178	34 776	34 813	38 261
OTH CTY.....	-	-	-	-	19 000	1 749	1 749	1 954
TOTAL.....	34 240	3 868	3 905	4 156	252 178	36 525	36 562	40 215
2926130	NARCISSUS BULBS						(NO)	
NETHLDs.....	78 400	6 231	6 291	7 185	569 701	54 965	55 078	61 278
OTH CTY.....	3 000	311	311	353	35 700	3 646	3 646	4 248
TOTAL.....	81 400	6 542	6 602	7 538	605 401	58 611	58 724	65 526
2926140	CROCUS CORMS						(NO)	
NETHLDs.....	160 000	1 755	1 772	1 961	1 021 363	15 650	15 667	17 078
OTH CTY.....	-	-	-	-	102 000	924	924	1 009
TOTAL.....	160 000	1 755	1 772	1 961	1 123 363	16 574	16 591	18 087
2926150	IRIS BULBS, IMPORTED FOR HORTICULTURAL PURPOSES						(NO)	
NETHLDs.....	-	-	-	-	5 226 822	77 533	77 789	89 548
BELGIUM.....	-	-	-	-	377 051	6 205	6 246	7 538
TOTAL.....	-	-	-	-	5 603 873	83 738	84 035	97 086
2926160	BEGONIA TUBERS, IMPORTED FOR HORTICULTURAL PURPOSES						(NO)	
NETHLDs.....	-	-	-	-	1 956 964	388 196	384 481	406 591
BELGIUM.....	52 000	1 700	1 750	2 700	4 285 761	748 419	739 817	795 694
OTH CTY.....	-	-	-	-	900	467	467	586
TOTAL.....	52 000	1 700	1 750	2 700	6 243 625	1 137 082	1 124 765	1 202 871
2926180	BULBS, ROOTS, ROOTSTOCKS, CLUMPS, CORMS, TUBERS, AND HERBACEOUS PERENNIALS, NES						(NO)	
CANADA.....	483 301	400 224	355 699	355 699	1 534 092	1 397 102	1 237 631	1 237 651
GUATMAL.....	5 849	2 349	2 349	2 515	30 464	10 844	10 844	11 582
HONDURA.....	6 000	1 161	1 161	1 340	37 240	11 093	10 793	12 269
NETHLDs.....	377 001	61 397	62 261	67 007	88 245 210	2 475 244	2 471 310	2 839 056
BELGIUM.....	-	-	-	-	6 199 934	720 117	716 721	773 862
W GERM.....	-	-	-	-	632 420	35 854	35 854	37 157
INDIA.....	19 591	1 300	1 300	1 442	126 766	5 849	5 849	7 491
JAPAN.....	-	-	-	-	600 780	78 430	78 545	92 406
REP SAF.....	-	-	-	-	173 725	11 599	9 599	12 871
OTH CTY.....	17 559	3 221	3 221	3 953	388 902	10 363	10 429	12 106
TOTAL.....	909 301	469 652	425 991	431 956	97 969 533	4 756 495	4 587 575	5 036 451

Table 2. Schedule A Commodity by Country of Origin, Customs Value, F.a.s. and C.i.f.—Continued

(For information on coverage, definitions of Customs, f.a.s., and c.i.f. values, see Explanation of Statistics. Shipments valued less than \$251 are shown only under Schedule A commodity number 990.000 and excluded from all other commodities. OTH CTY represents total for countries averaging under \$1,000 per month based on Customs Value)

Country of origin	Schedule A commodity number, description and unit of quantity							
	Current month				Cumulative, January to date			
	Net quantity	Value (dollars)			Net quantity	Value (dollars)		
Customs		F.a.s.	C.i.f.	Customs		F.a.s.	C.i.f.	
2926900	PLANTS, LIVE, NSPF							
CANADA.....	-	297 909	295 027	295 217	-	1 089 400	1 084 294	1 085 758
MEXICO.....	-	13 973	14 177	14 177	-	111 216	114 217	116 332
GUATMAL.....	-	183 157	183 157	204 308	-	774 377	773 439	873 640
BELIZE.....	-	1 572	1 572	1 640	-	10 043	10 043	11 345
HONDURA.....	-	102 764	102 764	113 783	-	389 329	389 328	441 539
NICARAG.....	-	5 225	5 225	7 238	-	9 739	9 739	13 320
C RICA.....	-	31 973	31 973	39 260	-	98 333	98 502	125 585
JAMAICA.....	-	22 094	22 094	24 606	-	100 057	100 096	109 783
DOM REP.....	-	3 558	3 558	4 816	-	14 399	14 357	21 875
SURINAM.....	-	1 744	1 744	2 641	-	5 229	5 229	7 141
BRAZIL.....	-	13 414	13 417	15 648	-	47 745	47 748	58 557
SWEDEN.....	-	12 525	12 525	12 912	-	12 525	12 525	12 912
DENMARK.....	-	46 439	46 439	58 830	-	137 602	137 365	168 093
U KING.....	-	20 581	20 581	21 433	-	29 997	29 997	32 954
IRELAND.....	-	2 610	2 610	3 064	-	5 960	5 960	7 100
NETHLD.....	-	119 304	119 304	141 567	-	593 848	591 405	688 618
BELGIUM.....	-	7 201	7 201	9 625	-	25 871	25 869	35 025
FRANCE.....	-	685	685	800	-	12 847	12 847	14 748
W GERM.....	-	2 678	2 678	3 050	-	22 264	22 264	27 289
INDIA.....	-	3 722	3 722	6 585	-	7 072	7 072	13 208
THAILND.....	-	7 317	7 366	9 763	-	10 768	10 817	14 833
PHIL R.....	-	5 270	5 270	6 301	-	5 270	5 270	6 301
CHINA T.....	-	-	-	-	-	89 653	89 653	91 752
JAPAN.....	-	131 964	130 993	169 114	-	435 291	434 224	550 104
IVY CST.....	-	6 509	6 509	11 126	-	21 546	21 546	31 918
OTH CTY.....	-	7 966	7 966	12 396	-	19 556	19 555	30 843
TOTAL.....	-	1 052 154	1 048 557	1 189 900	-	4 079 937	4 073 361	4 590 573
2927020	CHRISTMAS TREES, EVERGREEN, INCLUDING THOSE SUITABLE FOR PLANTING (NO)							
CANADA.....	-	-	-	-	158 882	221 496	244 598	245 059
OTH CTY.....	-	-	-	-	4 733	1 416	1 416	2 162
TOTAL.....	-	-	-	-	163 615	222 912	246 014	247 221
2927040	FLOWERS AND FOLIAGE, CUT, FOR ORNAMENTAL PURPOSES							
CANADA.....	-	27 678	28 053	29 320	-	109 525	109 120	113 003
MEXICO.....	-	311	311	465	-	8 735	7 235	10 665
GUATMAL.....	-	50 518	46 979	56 777	-	254 192	207 820	258 527
C RICA.....	-	8 654	8 654	9 898	-	43 674	40 309	53 269
PANAMA.....	-	972	972	1 047	-	5 022	5 022	5 711
BERMUDA.....	-	-	-	-	-	5 034	5 034	5 386
DOM REP.....	-	263	263	417	-	6 314	6 314	8 240
COLOMB.....	-	2 175 011	1 569 574	2 274 418	-	7 550 604	5 300 775	8 127 357
ECUADOR.....	-	58 059	58 059	83 249	-	324 446	318 445	445 241
PERU.....	-	-	-	-	-	5 939	5 939	8 460
BRAZIL.....	-	52 100	52 180	62 747	-	495 986	495 526	593 328
NETHLD.....	-	52 221	52 221	67 944	-	376 038	384 714	495 782
BELGIUM.....	-	3 486	3 486	3 696	-	48 148	48 162	51 893
FRANCE.....	-	-	-	-	-	30 736	30 736	37 847
W GERM.....	-	8 951	8 951	10 232	-	55 402	55 402	65 542
SPAIN.....	-	21 470	21 470	24 170	-	237 775	237 778	270 839
ITALY.....	-	209 959	210 287	257 924	-	944 838	947 463	1 167 484
ISRAEL.....	-	20 368	20 368	27 366	-	86 474	85 647	113 632
INDIA.....	-	17 149	17 149	23 549	-	28 195	28 538	39 682
HG KONG.....	-	7 158	7 530	9 516	-	17 934	18 686	23 676
CHINA T.....	-	30 245	31 054	39 380	-	79 086	80 823	100 561
JAPAN.....	-	12 255	12 740	14 134	-	163 421	164 729	201 695
AUSTRAL.....	-	2 553	2 553	3 009	-	29 479	29 161	40 219
REP SAF.....	-	41 914	41 914	53 238	-	113 641	113 099	148 345
OTH CTY.....	-	3 937	3 937	4 384	-	22 761	20 781	25 179
TOTAL.....	-	2 805 232	2 198 705	3 056 880	-	11 043 399	8 747 258	12 411 563
2929120	OPIUM (CLB)							
TURKEY.....	-	-	-	-	3 968	600 000	600 000	632 932
INDIA.....	-	-	-	-	19 480	2 833 808	2 833 808	2 966 397
TOTAL.....	-	-	-	-	23 448	3 433 808	3 433 808	3 599 329
2929140	AGAR AGAR (LB)							
MEXICO.....	2 250	16 000	16 000	16 000	19 904	129 378	129 378	129 396
CHILE.....	22 083	129 393	129 393	130 545	52 952	315 051	315 051	320 815
ARGENT.....	-	-	-	-	11 023	60 000	60 000	61 518
FRANCE.....	-	-	-	-	28 661	242 000	242 000	264 408
SPAIN.....	23 148	193 797	193 797	202 243	110 260	871 290	855 103	880 239
PORTUGL.....	-	-	-	-	57 315	332 708	332 708	339 311
KOR REP.....	500	2 314	2 314	2 603	1 000	5 009	5 009	5 503
JAPAN.....	5 661	27 773	27 773	29 078	61 259	351 866	351 900	362 805
MOROC.....	6 614	33 000	33 000	34 112	44 091	258 500	258 500	266 295
OTH CTY.....	250	973	973	1 123	2 019	6 746	6 746	7 325
TOTAL.....	60 506	403 250	403 250	415 704	388 484	2 572 548	2 556 395	2 637 615
2929160	SAPS & EXTRACTS, VEG, PECTIC SUBSTANCES, & MUCILAGES & THICKENERS FROM VEG PRODUCTS							
CANADA.....	-	90 611	91 852	91 866	-	384 238	390 374	390 455
MEXICO.....	-	50 903	50 903	55 847	-	430 584	441 557	467 250
GUATMAL.....	-	50 083	50 083	61 843	-	245 452	245 452	311 142

Table 2. Schedule A Commodity by Country of Origin,
Customs Value, F.a.s. and C.i.f.—Continued

(For information on coverage, definitions of Customs, f.a.s., and c.i.f. values, see Explanation of Statistics. Shipments valued less than \$251 are shown only under Schedule A commodity number 990.0000 and excluded from all other commodities. OTH CTY represents total for countries averaging under \$1,000 per month based on Customs Value)

Country of origin	Schedule A commodity number, description and unit of quantity							
	Current month				Cumulative, January to date			
	Net quantity	Value (dollars)			Net quantity	Value (dollars)		
Customs		F.a.s.	C.i.f.	Customs		F.a.s.	C.i.f.	
HONDURA.....	-	12 916	12 916	16 545	-	55 583	55 583	74 226
JAMAICA.....	-	-	-	-	-	61 555	61 555	69 335
DOM REP.....	-	84 661	84 661	108 641	-	402 435	402 043	518 418
PERU.....	-	7 367	7 367	8 827	-	291 037	291 037	322 216
CHILE.....	-	-	-	-	-	1 284 802	1 284 802	1 329 772
DENMARK.....	-	357 411	357 411	367 693	-	1 380 009	1 379 109	1 418 154
U KING.....	-	11 446	11 446	12 175	-	51 500	49 500	52 306
NETHLDs.....	-	-	-	-	-	9 075	9 075	9 299
BELGIUM.....	-	-	-	-	-	28 180	28 180	31 751
FRANCE.....	-	3 284	3 284	3 428	-	88 278	88 278	94 697
W GERM.....	-	-	-	-	-	98 221	98 221	101 804
HUNGARY.....	-	-	-	-	-	12 880	12 880	14 504
POLAND.....	-	-	-	-	-	12 973	12 973	14 010
SPAIN.....	-	17 160	17 160	17 663	-	123 843	123 843	130 169
PORTUGL.....	-	2 001	2 001	3 126	-	7 541	7 541	12 340
ITALY.....	-	46 406	46 406	48 052	-	1 332 668	1 332 677	1 386 928
YUGOSLV.....	-	3 800	3 800	4 569	-	293 207	293 207	320 623
BULGAR.....	-	-	-	-	-	13 526	13 526	13 823
TURKEY.....	-	70 594	70 594	75 938	-	394 952	395 222	426 267
CYPRUS.....	-	11 170	11 170	17 522	-	66 997	68 451	106 623
IRAN.....	-	236 894	236 902	249 606	-	1 071 012	1 071 062	1 133 499
ISRAEL.....	-	105 911	105 911	110 411	-	350 473	933 438	973 002
INDIA.....	-	-	-	-	-	15 137	14 937	16 852
CHINA M.....	-	1 243	1 243	1 357	-	109 429	109 490	115 009
KOR REP.....	-	22 403	22 403	23 610	-	44 057	44 057	46 966
CHINA T.....	-	2 903	2 903	3 550	-	16 752	16 752	18 820
JAPAN.....	-	3 556	3 556	3 961	-	73 128	73 128	80 438
MOROC.....	-	9 433	9 433	9 600	-	15 967	15 967	16 554
NIGERIA.....	-	22 159	22 159	38 197	-	41 366	41 366	71 895
OTH CTY.....	-	16 637	16 637	16 779	-	28 085	28 114	31 688
TOTAL.....	-	1 240 952	1 242 201	1 352 806	-	8 834 984	9 433 397	10 120 837
2929200	FIBERS, CRIN VEGETAL AND KAPOK, INCLUDE RAW, WASTES, ADVANCED WASTES & FIBER BLENDS							
THAILND.....	-	102 740	102 740	136 602	-	1 439 631	1 439 628	1 918 484
INDNSIA.....	-	-	-	-	-	66 252	66 252	96 677
PHIL R.....	-	-	-	-	-	13 727	13 727	17 508
TOTAL.....	-	102 740	102 740	136 602	-	1 519 610	1 519 607	2 032 669
2929320	ISTLE FIBER, CRUDE OR PROCESSED							
MEXICO.....	-	409 045	380 367	380 367	-	1 566 520	1 412 390	1 412 390
OTH CTY.....	-	-	-	-	-	1 467	1 583	1 583
TOTAL.....	-	409 045	380 367	380 367	-	1 567 987	1 413 973	1 413 973
2929330	BROOMCORN (STN)							
MEXICO.....	791	664 191	668 024	668 024	2 608	2 868 387	2 881 608	2 881 608
ARGENT.....	-	-	-	-	514	315 536	315 536	396 255
HUNGARY.....	-	-	-	-	156	90 858	90 858	115 651
ITALY.....	-	-	-	-	11	12 185	12 185	14 274
YUGOSLV.....	-	-	-	-	30	35 000	35 000	39 666
GREECE.....	-	-	-	-	11	14 025	14 025	15 520
TOTAL.....	791	664 191	668 024	668 024	3 330	3 335 991	3 349 212	3 462 976
2929340	STRAW AND OTHER FIBROUS VEGETABLE SUBSTANCES, PROCESSED, NES (LB)							
MEXICO.....	1 329 407	229 967	230 610	230 610	5 879 669	1 000 036	1 006 234	1 006 234
U KING.....	-	-	-	-	49 426	25 351	25 351	27 797
BELGIUM.....	-	-	-	-	64 456	27 255	27 255	30 125
INDIA.....	62 384	9 979	9 979	12 790	903 769	158 021	158 060	220 262
INDNSIA.....	-	-	-	-	22 046	10 500	10 500	11 700
JAPAN.....	-	-	-	-	7 728	12 000	12 000	13 445
SIER LN.....	109 428	38 146	38 146	42 660	250 596	82 180	82 180	92 380
OTH CTY.....	22 250	3 565	3 565	4 844	34 817	10 123	10 123	12 617
TOTAL.....	1 523 469	281 657	282 300	290 904	7 212 507	1 325 466	1 331 703	1 414 560
2929900	SEAWEEDES, NES, GUAR SEEDS AND TEASELS, AND OTHER MARINE PLANTS PREP FOR USE AS HUMAN FOOD (LB)							
CANADA.....	45 940	24 427	25 033	25 033	1 045 796	257 832	268 898	271 359
MEXICO.....	11 168 844	64 092	64 092	64 092	21 332 988	186 033	186 033	186 130
CHILE.....	1 459 369	314 465	314 465	369 736	5 504 739	1 147 934	1 147 994	1 358 153
BRAZIL.....	11 130	2 400	2 400	2 812	46 404	8 800	8 800	10 469
ICELAND.....	-	-	-	-	81 144	8 197	8 197	10 140
NORWAY.....	80 000	8 263	8 263	11 234	204 546	22 161	24 899	33 711
U KING.....	41 600	44 333	44 333	46 881	116 609	85 634	85 634	91 644
IRELAND.....	18 760	3 992	3 992	4 948	28 760	6 592	6 592	8 163
FRANCE.....	10 009	22 537	5 060	5 965	224 403	102 836	85 359	98 981
PORTUGL.....	-	-	-	-	574 298	260 400	260 400	292 116
SINGAPR.....	208 745	9 924	9 924	16 793	667 932	120 596	120 596	135 463
INDNSIA.....	-	-	-	-	201 658	40 196	40 196	52 744
PHIL R.....	115 977	54 339	54 339	60 625	1 377 410	366 876	366 876	426 310
CHINA M.....	1 000	960	960	1 139	1 643	11 740	11 860	12 624
KOR REP.....	109 102	38 451	38 451	46 371	279 811	156 343	156 344	184 370
HG KONG.....	-	-	-	-	245 864	76 586	76 677	92 894
JAPAN.....	200 016	203 678	204 017	225 376	418 246	492 885	495 264	551 478
MOROC.....	-	-	-	-	110 923	46 954	46 954	51 208
SENEGAL.....	-	-	-	-	7 800	6 491	6 735	6 735
REP SAF.....	-	-	-	-	1 007 737	85 635	85 635	158 642
OTH CTY.....	-	-	-	-	50 296	9 707	9 707	13 555
TOTAL.....	13 470 492	791 861	775 329	881 005	33 529 007	3 500 428	3 499 650	4 046 889

Table 2. Schedule A Commodity by Country of Origin, Customs Value, F.a.s. and C.i.f.—Continued

(For information on coverage, definitions of Customs, f.a.s., and c.i.f. values, see Explanation of Statistics. Shipments valued less than \$251 are shown only under Schedule A commodity number 990.0000 and excluded from all other commodities. OTH CTY represents total for countries averaging under \$1,000 per month based on Customs Value)

Country of origin	Schedule A commodity number, description and unit of quantity							
	Current month				Cumulative, January to date			
	Net quantity	Value (dollars)			Net quantity	Value (dollars)		
Customs		F.a.s.	C.i.f.	Customs		F.a.s.	C.i.f.	
3214000	BITUMINOUS COAL							(STN)
CANADA.....	39 620	1 200 026	1 201 524	1 590 799	121 964	4 767 199	4 804 640	5 258 017
W GERM.....	-	-	-	-	88 257	5 062 342	5 062 342	5 527 543
POLAND.....	16 664	257 004	257 004	385 206	138 242	2 132 053	2 132 053	3 195 586
AUSTRAL.....	37 045	607 430	607 430	1 001 740	71 889	1 335 547	1 335 547	2 289 144
REP SAF.....	-	-	-	-	94 038	1 348 713	1 348 713	2 416 351
TOTAL.....	93 329	2 064 460	2 065 958	2 977 745	514 390	14 645 854	14 683 295	18 686 641
3217000	PEAT MOSS AND PEAT MOSS FERTILIZER							
CANADA.....	-	2 776 447	3 028 247	3 056 191	-	12 730 578	13 779 211	13 956 862
W GERM.....	-	27 795	27 795	55 211	-	227 734	227 635	457 607
OTH CTY.....	-	-	-	-	-	388	388	552
TOTAL.....	-	2 804 242	3 056 042	3 111 402	-	12 958 700	14 007 234	14 415 021
3218000	COKE OF COAL, SUITABLE FOR USE AS FUEL							(STN)
CANADA.....	13 967	1 065 459	1 123 387	1 123 387	77 814	5 275 402	5 550 102	5 593 575
SWEDEN.....	-	-	-	-	3 708	384 185	384 185	408 909
U KING.....	-	-	-	-	41 097	2 284 843	2 284 843	2 712 476
NETHLDs.....	-	-	-	-	99 706	10 110 174	10 110 174	10 744 161
BELGIUM.....	-	-	-	-	3 504	369 019	369 019	387 043
W GERM.....	198 022	9 368 823	9 369 015	10 195 960	1 145 725	94 405 624	94 479 347	104 350 807
USSR.....	-	-	-	-	16 177	1 423 831	1 423 831	1 576 676
ITALY.....	-	-	-	-	42 890	5 005 077	5 005 078	5 533 816
JAPAN.....	-	-	-	-	9 071	721 975	721 975	753 899
REP SAF.....	24 049	1 215 641	1 215 641	1 661 711	36 247	1 577 023	1 577 023	2 346 403
TOTAL.....	236 038	11 649 923	11 708 043	12 981 058	1 475 939	121 557 153	121 905 577	134 407 765
3219000	COAL, COKE OR OTHER CARBONACEOUS MATERIAL FUEL COMPOSITIONS AND COAL, NES, INCL LIGNITE							(STN)
CANADA.....	4 687	82 354	115 751	115 751	26 798	545 522	761 003	761 003
FRANCE.....	144	21 411	21 411	32 641	1 821	300 362	300 362	417 734
W GERM.....	-	-	-	-	112	10 704	10 704	11 082
REP SAF.....	-	-	-	-	64 897	1 067 116	1 067 116	2 321 733
TOTAL.....	4 831	103 765	137 162	148 392	93 628	1 923 704	2 139 185	3 511 552
3310120	CRUDE PETROLEUM, INCL RECONSTITUTED, AND CRUDE SHALE OIL, TESTING UNDER 25 DEGREES API							(BBL)
CANADA.....	865 825	9 912 010	10 115 712	10 143 598	6 479 546	74 130 398	75 307 642	75 498 395
TRINID.....	183 334	1 906 674	1 906 674	1 950 209	634 338	6 761 313	6 761 313	6 989 137
VENEZ.....	8 904 738	93 362 114	93 362 114	98 281 272	30 363 807	316 350 866	316 350 868	332 419 976
ITALY.....	-	-	-	-	2 152	22 811	22 811	25 372
IRAN.....	-	-	-	-	321 826	3 124 850	3 124 850	3 566 939
KUWAIT.....	800 000	7 940 200	7 940 200	9 021 900	800 000	7 940 200	7 940 200	9 021 900
S ARAB.....	825 299	8 287 686	8 287 686	9 736 551	9 853 542	101 648 819	101 648 819	117 767 414
GABON.....	-	-	-	-	175 917	1 864 720	1 864 720	2 087 792
CO BRAZ.....	-	-	-	-	764 955	8 688 429	8 688 429	9 349 789
OTH CTY.....	-	-	-	-	20	880	880	1 105
TOTAL.....	11 579 196	121 408 684	121 612 386	129 133 530	49 396 103	520 533 286	521 710 532	556 727 819
3310140	CRUDE PETROLEUM, INCL RECONSTITUTED, AND CRUDE SHALE OIL, TESTING 25 DEGREES API OR MORE							(BBL)
CANADA.....	12 879 475	159 078 196	160 724 145	160 724 145	86 194 729	1 048 536 944	1 062 404 416	1 061 188 249
MEXICO.....	2 980 453	33 977 475	34 016 488	34 932 050	8 656 101	98 592 951	98 781 716	102 597 858
TRINID.....	5 069 866	61 418 303	61 420 303	64 283 730	17 112 222	210 559 075	210 561 075	221 197 592
COLOMB.....	-	-	-	-	10 993	123 122	123 122	125 431
VENEZ.....	6 379 749	74 059 117	74 059 117	76 770 244	44 943 531	518 531 834	518 447 983	539 548 297
ECUADOR.....	1 719 252	19 862 009	19 862 009	22 722 476	9 347 873	106 795 412	106 782 537	114 489 552
BOLIVIA.....	803 816	9 792 628	9 792 628	10 473 637	1 116 688	13 684 756	13 684 756	14 664 242
NORWAY.....	-	-	-	-	832 584	9 699 603	9 699 603	10 122 073
IRAQ.....	214 133	2 184 157	2 184 157	2 830 839	214 133	2 184 157	2 184 157	2 830 839
S ARAB.....	8 697 510	97 285 829	97 594 869	110 113 869	54 612 164	595 557 282	596 257 328	675 971 395
KUWAIT.....	-	-	-	-	200 481	2 078 988	2 078 988	2 395 748
S ARAB.....	10 281 738	108 876 945	108 876 945	126 057 064	87 922 897	944 921 993	946 222 671	1 071 010 452
QATAR.....	-	-	-	-	2 106 905	24 726 680	24 726 680	28 743 715
ARAB EM.....	5 234 546	57 885 886	57 885 886	66 963 646	19 431 735	220 020 933	220 332 576	254 477 107
INDNSIA.....	10 302 457	129 610 675	129 633 543	142 131 695	54 358 446	685 014 382	684 903 103	746 514 804
SO ASIA.....	-	-	-	-	294 150	3 553 332	3 553 332	3 882 780
ALGERIA.....	11 023 149	129 837 304	129 837 304	138 651 904	47 965 178	577 490 326	577 542 893	614 952 369
TUNISIA.....	337 268	3 951 443	3 951 443	4 245 205	1 119 783	12 954 973	12 957 180	14 170 168
LIBYA.....	6 843 933	77 100 580	77 100 580	82 304 671	20 703 360	241 690 024	241 590 024	257 985 668
NIGERIA.....	22 574 864	267 319 265	267 299 299	286 776 408	124 909 829	1 503 401 243	1 503 748 423	1 609 138 633
GABON.....	1 540 770	16 838 691	16 834 191	18 135 760	5 948 754	66 247 059	66 242 559	71 030 032
ANGOLA.....	2 563 728	28 601 706	28 601 706	30 923 453	13 278 303	154 232 296	154 232 316	164 343 755
TOTAL.....	109 446 707	1 277 680 209	1 279 674 613	1 379 040 796	601 280 839	7 040 597 365	7 057 137 438	7 581 380 759
3310210	FUEL OIL TESTING UNDER 25 DEGREES API, TO BE FURTHER REFINED							(BBL)
BAHAMAS.....	-	-	-	-	59 216	634 499	634 499	648 237
VENEZ.....	-	-	-	-	195 567	2 014 869	2 014 869	2 106 463
EGYPT.....	-	-	-	-	6 922	85 554	85 554	97 252
TOTAL.....	-	-	-	-	261 705	2 734 922	2 734 922	2 851 952
3310220	FUEL OIL TESTING 25 DEGREES API OR MORE, TO BE FURTHER REFINED							(BBL)
MEXICO.....	-	-	-	-	108 054	1 270 719	1 270 719	1 293 266
BAHAMAS.....	29 360	366 413	366 413	374 927	97 262	1 179 881	1 179 881	1 210 124
VENEZ.....	-	-	-	-	27 353	338 476	338 476	365 189
S ARAB.....	31 937	359 291	359 291	401 448	31 937	359 291	359 291	401 448
TOTAL.....	61 297	725 704	725 704	776 375	264 606	3 148 367	3 148 367	3 270 027

Table 2. Schedule A Commodity by Country of Origin,
Customs Value, F.a.s. and C.i.f.—Continued

(For information on coverage, definitions of Customs, f.a.s., and c.i.f. values, see Explanation of Statistics. Shipments valued less than \$251 are shown only under Schedule A commodity number 990.0000 and excluded from all other commodities. OTH CTY represents total for countries averaging under \$1,000 per month based on Customs Value)

Country of origin	Schedule A commodity number, description and unit of quantity							
	Current month				Cumulative, January to date			
	Net quantity	Value (dollars)			Net quantity	Value (dollars)		
Customs		F.a.s.	C.i.f.	Customs		F.a.s.	C.i.f.	
3310230	NAPHTHAS DERIVED FROM PETROLEUM, SHALE OIL, NATURAL GAS, ETC., TO BE FURTHER REFINED							(BBL)
CANADA.....	1 023 729	12 014 813	12 140 757	12 292 370	3 652 605	44 221 828	44 789 222	44 960 003
PANAMA.....	224 657	2 830 678	2 830 678	2 928 083	432 143	5 434 670	5 434 670	5 615 734
BAHAMAS.....	742 457	8 731 296	8 731 296	9 006 398	5 352 483	61 713 579	61 713 579	63 656 416
TRINID.....	319 776	4 097 899	4 097 899	4 258 107	1 773 765	22 224 041	22 224 041	23 116 363
N ANTIL.....	399 918	4 721 446	4 721 446	4 897 499	3 627 061	45 008 187	45 008 193	46 573 025
VEVEZ.....	767 936	9 245 179	9 245 179	9 596 667	7 817 977	93 518 266	93 518 356	97 011 711
NETHLDs.....	103 890	1 239 593	1 239 593	1 298 267	103 890	1 239 593	1 239 593	1 298 267
USSR.....	178 670	2 183 133	2 183 133	2 326 707	495 742	5 537 240	5 537 240	6 386 174
ITALY.....	-	-	-	-	164 381	1 734 767	1 734 767	2 054 762
YUGOSLV.....	-	-	-	-	305 327	3 001 372	3 001 372	3 326 969
ROMANIA.....	-	-	-	-	175 351	1 742 989	1 742 989	1 965 069
IRAN.....	-	-	-	-	274 043	2 889 157	2 889 157	3 425 540
S ARAB.....	417 653	4 344 021	4 344 021	5 071 738	994 721	10 830 177	10 830 177	12 537 051
OMAN.....	39 973	463 367	463 367	525 605	42 132	492 097	492 097	557 634
SINGAPR.....	190 077	2 235 306	2 235 306	2 476 468	190 077	2 235 306	2 235 306	2 476 468
INDNSIA.....	1 471	17 922	17 922	22 451	66 222	776 593	778 593	983 137
SO ASIA.....	38 392	467 613	467 613	506 236	333 384	3 842 245	3 842 245	4 183 774
ALGERIA.....	-	-	-	-	692 439	6 718 893	6 718 893	7 595 649
NIGERIA.....	16 432	190 482	190 482	227 024	16 432	190 482	190 482	227 024
TOTAL.....	4 465 031	52 782 748	52 908 692	55 433 620	26 510 175	313 353 482	313 920 972	327 950 730
3310240	LIQUID DERIVATIVES OF PETROLEUM, TO BE FURTHER REFINED							(BBL)
CANADA.....	1 522 132	18 844 131	19 211 594	19 211 658	6 414 803	65 524 797	66 025 210	66 025 274
BAHAMAS.....	29 453	374 400	374 400	383 100	44 370	560 564	560 564	573 614
TRINID.....	-	-	-	-	84 744	2 272 990	2 272 990	2 388 548
N ANTIL.....	-	-	-	-	8 082	90 353	90 353	95 364
VEVEZ.....	-	-	-	-	25 024	248 738	248 738	256 007
OTH CTY.....	-	-	-	-	891	4 771	4 771	5 848
TOTAL.....	1 551 585	19 218 531	19 585 994	19 594 758	6 577 914	68 702 213	69 202 626	69 344 655
3321000	GASOLINE AND MOTOR FUELS, NES							(BBL)
CANADA.....	792 873	9 329 927	9 330 767	9 636 141	1 099 206	12 494 787	12 507 852	12 975 624
PANAMA.....	-	-	-	-	251 638	3 688 209	3 646 266	3 807 728
BAHAMAS.....	-	-	-	-	53 476	647 862	647 862	661 766
TRINID.....	220 075	3 057 729	3 057 729	3 174 505	1 724 421	23 683 238	23 683 238	24 573 961
N ANTIL.....	-	-	-	-	770 447	10 139 318	10 139 318	10 508 275
VEVEZ.....	20 203	207 808	207 808	220 091	712 436	9 283 386	9 283 386	9 621 920
FINLAND.....	-	-	-	-	163 240	2 022 257	2 022 257	2 181 137
NETHLDs.....	-	-	-	-	294 692	3 073 016	3 073 016	3 358 137
BELGIUM.....	-	-	-	-	346 973	3 730 254	3 730 254	4 077 059
ITALY.....	-	-	-	-	130 648	1 413 549	1 413 549	1 548 165
ROMANIA.....	-	-	-	-	223 695	2 489 721	2 489 721	2 718 241
TURKEY.....	-	-	-	-	271 451	3 036 278	3 036 278	3 247 812
OMAN.....	-	-	-	-	18 831	289 604	289 604	318 379
MALAYSA.....	-	-	-	-	667	9 803	9 803	10 485
INDNSIA.....	-	-	-	-	124 772	1 761 355	1 761 355	1 962 677
SO ASIA.....	11 990	163 079	163 079	179 519	80 470	1 087 826	1 087 826	1 194 143
TOTAL.....	1 045 141	12 758 543	12 759 383	13 210 256	6 267 063	78 850 463	78 821 585	82 765 509
3322020	JET FUEL							(BBL)
CANADA.....	123 098	1 844 831	1 844 831	1 949 580	279 818	3 994 585	3 994 585	4 211 407
PANAMA.....	-	-	-	-	449 449	6 732 290	6 732 290	6 955 620
BAHAMAS.....	356 434	4 831 880	4 831 880	5 102 649	2 588 092	34 175 669	34 175 669	36 748 001
TRINID.....	86 275	1 300 803	1 300 853	1 356 673	1 564 232	22 493 000	22 393 050	23 978 361
N ANTIL.....	602 272	8 438 412	8 438 412	8 731 784	4 387 258	60 930 445	60 930 454	63 035 896
VEVEZ.....	238 480	3 066 853	3 066 853	3 300 564	2 709 429	38 542 775	38 542 775	42 394 902
U KING.....	-	-	-	-	50 000	630 385	630 385	666 320
ITALY.....	-	-	-	-	508 835	6 436 061	6 436 061	6 874 371
BAHRAIN.....	482 349	6 400 834	6 400 834	7 901 144	1 165 061	15 663 605	15 928 293	19 308 529
MALAYSA.....	-	-	-	-	214 449	3 611 542	3 611 542	3 905 338
SINGAPR.....	230 572	3 822 514	3 822 514	4 114 675	1 352 052	20 864 787	20 864 787	22 751 336
SO ASIA.....	17 213	292 220	292 220	309 812	176 054	2 714 105	2 714 105	3 047 082
AUSTRAL.....	-	-	-	-	145 900	2 675 514	2 675 514	2 875 397
NEW GUI.....	-	-	-	-	45 574	564 667	564 667	611 317
TOTAL.....	2 136 693	29 998 347	29 998 397	32 766 881	15 636 203	220 031 430	220 194 177	237 363 677
3322040	KEROSENE DERIVED FROM PETROLEUM, SHALE OIL, OR BOTH, EXCEPT MOTOR FUEL							(BBL)
CANADA.....	24 550	276 655	295 380	295 380	25 269	280 029	299 530	299 530
KOR REP.....	-	-	-	-	78 650	44 491	44 378	48 620
OTH CTY.....	-	-	-	-	65	2 785	2 785	4 865
TOTAL.....	24 550	276 655	295 380	295 380	103 984	327 305	346 693	353 015
3323020	FUEL OIL TESTING UNDER 25 DEG API, NES, WITH SAYBOLT UNIV VISC AT 100 DEG F UND 145 SEC							(BBL)
CANADA.....	58 821	635 815	638 460	638 460	413 093	4 820 066	4 872 852	4 875 431
PANAMA.....	54 937	573 665	573 665	600 463	54 937	573 665	573 665	600 463
TRINID.....	-	-	-	-	97 338	997 716	997 716	1 051 096
N ANTIL.....	-	-	-	-	160 475	1 635 361	1 635 361	1 736 947
VEVEZ.....	-	-	-	-	194 145	2 882 389	2 882 528	3 114 089
ROMANIA.....	-	-	-	-	219 381	2 318 857	2 318 857	2 494 274
OMAN.....	-	-	-	-	454 920	4 620 900	4 620 900	5 226 480
INDNSIA.....	20 930	278 402	278 402	312 553	20 930	278 402	278 402	312 553
SO ASIA.....	19 545	259 975	259 975	279 637	49 063	642 714	642 714	692 470
NIGERIA.....	23 902	317 930	317 930	371 112	44 452	592 826	592 826	691 376
TOTAL.....	178 135	2 065 787	2 068 432	2 202 225	1 708 734	19 362 896	19 415 821	20 795 179

Table 2. Schedule A Commodity by Country of Origin,
Customs Value, F.a.s. and C.i.f.—Continued

(For information on coverage, definitions of Customs, f.a.s., and c.i.f. values, see Explanation of Statistics. Shipments valued less than \$251 are shown only under Schedule A commodity number 990.0000 and excluded from all other commodities. OTH CTY represents total for countries averaging under \$1,000 per month based on Customs Value)

Country of origin	Schedule A commodity number, description and unit of quantity							
	Current month				Cumulative, January to date			
	Net quantity	Value (dollars)			Net quantity	Value (dollars)		
Customs		F.a.s.	C.i.f.	Customs		F.a.s.	C.i.f.	
3323040	FUEL OIL TESTING 25 DEG API OR MORE, NES, WITH SAYBOLT UNIV VISC AT 100 DEG F UND 145 SEC (BBL)							
CANADA.....	184 500	1 719 359	1 719 359	1 802 190	1 537 063	15 840 497	16 177 188	16 798 021
MEXICO.....	108 736	1 278 732	1 278 732	1 305 916	239 237	2 903 468	2 903 468	3 045 754
PANAMA.....	-	-	-	-	101 681	1 342 840	1 342 840	1 383 706
BAHAMAS.....	-	-	-	-	542 262	7 451 166	7 451 166	7 637 612
TRINID.....	561 460	7 357 370	7 357 370	7 638 394	2 183 178	29 212 707	29 112 707	30 259 114
N ANTIL.....	48 424	633 694	633 694	655 485	4 317 463	56 369 203	56 369 048	58 835 313
VENEZ.....	318 317	4 107 312	4 107 312	4 267 738	6 118 590	75 548 811	75 548 811	79 499 148
BRAZIL.....	-	-	-	-	148 308	1 487 529	1 487 529	1 628 422
U KING.....	-	-	-	-	377 126	5 166 612	5 166 612	5 497 698
NETHLD.....	-	-	-	-	1 767 238	22 016 289	22 016 289	23 469 182
BELGIUM.....	-	-	-	-	199 961	2 258 022	2 258 022	2 445 156
FRANCE.....	-	-	-	-	87 517	1 083 171	1 083 171	1 140 211
W GERM.....	-	-	-	-	327 934	3 964 885	3 964 885	4 193 132
USSR.....	-	-	-	-	1 893 254	21 793 834	21 793 834	23 720 120
SPAIN.....	-	-	-	-	142 541	1 679 272	1 679 272	1 722 248
ITALY.....	-	-	-	-	1 669 470	19 261 994	19 261 994	20 626 507
KUWAIT.....	28 628	285 420	285 420	322 064	1 389 853	15 345 579	15 345 579	17 352 665
OMAN.....	15 000	220 500	220 500	243 855	75 714	1 091 292	1 091 292	1 207 418
BAHRAIN.....	-	-	-	-	360 728	4 746 930	4 746 930	5 460 393
INDNSIA.....	-	-	-	-	95 922	1 301 906	1 301 906	1 576 846
SO ASIA.....	-	-	-	-	213 085	2 982 328	2 982 328	3 199 718
NIGERIA.....	6 898	73 185	73 185	88 534	64 591	926 329	926 329	1 070 045
TOTAL.....	1 271 963	15 675 572	15 675 572	16 324 176	23 852 716	293 774 664	294 011 200	311 768 431
3324020	FUEL OIL TESTING UNDER 25 DEG API, NES, WITH SAYBOLT UNIV VISC 100 DEG F 145 SEC OR MORE (BBL)							
CANADA.....	238 673	2 672 299	2 675 183	2 677 835	2 321 093	24 190 516	24 318 865	25 172 313
MEXICO.....	212 991	2 037 986	2 037 986	2 109 288	989 703	9 447 516	9 448 285	9 681 546
HONDURA.....	155 185	1 625 631	1 630 631	1 748 801	155 185	1 625 631	1 630 631	1 748 801
PANAMA.....	212 405	2 219 217	2 219 217	2 321 586	698 119	7 280 065	7 280 065	7 628 824
BAHAMAS.....	1 445 518	15 812 286	15 812 286	16 340 476	11 067 842	126 894 926	126 894 926	132 204 825
TRINID.....	960 721	10 441 783	10 441 783	10 881 278	3 568 319	37 196 220	37 196 220	39 166 525
N ANTIL.....	3 845 070	40 698 659	40 698 659	42 649 959	35 332 872	379 944 539	379 944 140	399 751 925
COLOMB.....	-	-	-	-	1 978 274	20 120 393	20 120 970	21 086 687
VENEZ.....	8 719 356	92 072 717	92 072 650	97 024 719	52 831 075	548 443 119	548 586 307	578 555 892
PERU.....	-	-	-	-	1 270 656	15 945 369	15 945 369	19 182 562
BRAZIL.....	129 365	1 460 272	1 460 272	1 578 253	613 545	6 965 599	6 965 599	7 466 533
NORWAY.....	132 217	1 431 908	1 431 908	1 528 426	132 217	1 431 908	1 431 908	1 528 426
U KING.....	179 199	1 895 929	1 895 930	2 030 330	179 199	1 895 929	1 895 930	2 030 330
NETHLD.....	-	-	-	-	5 473	50 505	50 505	55 182
FRANCE.....	-	-	-	-	224 837	2 473 210	2 473 210	2 653 080
USSR.....	214 851	2 483 678	2 483 678	2 685 638	1 215 300	14 176 372	14 176 372	15 346 430
ITALY.....	-	-	-	-	898 146	10 713 549	10 713 549	12 587 660
ROMANIA.....	-	-	-	-	355 877	3 785 624	3 785 624	4 108 265
IRAN.....	-	-	-	-	5 225	68 485	68 485	74 291
S ARAB.....	-	-	-	-	15 000	200 718	200 718	224 073
OMAN.....	170 528	1 095 074	1 095 074	1 241 465	245 845	2 059 204	2 059 204	2 320 734
SINGAPR.....	1	300	300	420	432 913	5 260 182	5 260 182	5 905 341
INDNSIA.....	214 678	2 568 406	2 568 406	3 311 275	1 339 456	17 263 104	17 263 109	21 206 778
SO ASIA.....	7 484	81 569	81 569	89 098	292 885	4 162 847	4 162 847	4 636 734
JAPAN.....	-	-	-	-	261 996	2 853 596	2 853 596	3 019 596
AUSTRAL.....	-	-	-	-	126 346	1 163 647	1 163 647	1 560 373
ALGERIA.....	32 111	383 400	383 400	401 382	466 041	5 423 197	5 423 197	5 934 509
LIBYA.....	210 332	2 362 028	2 362 028	2 711 179	1 210 332	2 362 028	2 362 028	2 711 179
GHANA.....	256 225	2 754 419	2 754 419	3 028 580	1 152 219	12 031 268	12 031 268	13 384 907
NIGERIA.....	120 905	1 314 239	1 314 239	1 484 111	1 062 909	12 397 690	12 397 690	13 659 214
ANGOLA.....	139 744	1 453 338	1 453 338	1 607 056	1 048 757	11 624 429	11 624 429	13 000 775
BURUNDI.....	162 258	2 158 265	2 158 205	2 321 437	282 105	3 455 016	3 454 956	3 740 672
TOTAL.....	17 759 817	189 023 403	189 031 161	199 772 592	120 779 761	1 292 906 401	1 293 183 831	1 371 334 982
3324040	FUEL OIL TESTING 25 DEG API & OVER, NES, WITH SAYBOLT UNIV VISC 100 DEG F 145 SEC OR MORE (BBL)							
CANADA.....	34 110	362 022	362 022	362 022	272 255	2 805 094	2 814 780	2 874 656
MEXICO.....	110 564	1 300 229	1 300 229	1 327 870	221 580	2 605 777	2 605 777	2 656 583
PANAMA.....	-	-	-	-	248 508	3 361 094	3 361 094	3 478 461
BAHAMAS.....	1 856 914	25 916 018	25 916 018	26 884 544	12 064 719	165 362 853	165 362 854	172 573 952
TRINID.....	244 415	3 220 993	3 220 993	3 358 046	4 682 734	59 928 869	59 928 869	61 992 994
N ANTIL.....	1 337 424	17 376 042	17 376 042	18 025 079	11 393 844	147 106 830	147 106 829	153 059 669
VENEZ.....	397 121	5 127 813	5 127 813	5 473 503	4 153 412	51 671 439	51 861 439	54 803 591
PERU.....	127 066	1 533 667	1 533 667	1 613 737	127 066	1 533 667	1 533 667	1 613 737
BRAZIL.....	-	-	-	-	697 324	7 867 622	7 867 622	8 417 876
U KING.....	-	-	-	-	474 699	5 364 475	5 364 475	5 582 763
NETHLD.....	-	-	-	-	350 705	4 162 928	4 162 928	4 617 770
BELGIUM.....	-	-	-	-	16 000	182 706	182 706	189 373
ITALY.....	-	-	-	-	892 827	10 458 642	10 458 638	11 225 329
ROMANIA.....	222 490	2 233 800	2 233 800	2 402 959	222 490	2 233 800	2 233 800	2 402 959
IRAN.....	-	-	-	-	200 000	2 130 000	2 130 000	2 470 000
KUWAIT.....	446 201	4 758 155	4 758 155	5 351 048	669 056	7 374 459	7 374 459	8 258 620
SINGAPR.....	-	-	-	-	327 184	4 286 110	4 286 110	4 940 478
INDNSIA.....	200 000	2 200 000	2 200 000	2 329 000	442 607	5 256 848	5 256 848	6 239 825
JAPAN.....	-	-	-	-	2 058	20 298	20 298	20 298
AUSTRAL.....	571 346	7 085 962	7 085 962	7 741 161	708 118	8 489 809	8 489 809	9 422 971
ALGERIA.....	853 721	10 490 575	10 490 575	10 870 512	2 408 858	29 194 605	29 194 605	30 388 072
NIGERIA.....	-	-	-	-	50 000	601 500	601 500	625 500
ANGOLA.....	-	-	-	-	525 110	6 096 527	6 096 527	6 345 498
TOTAL.....	6 401 372	81 605 276	81 605 276	85 739 481	41 151 154	528 095 952	528 295 634	554 200 975

Table 2. Schedule A Commodity by Country of Origin, Customs Value, F.a.s. and C.i.f.—Continued

(For information on coverage, definitions of Customs, f.a.s., and c.i.f. values, see Explanation of Statistics. Shipments valued less than \$251 are shown only under Schedule A commodity number 990.0000 and excluded from all other commodities. OTH CTY represents total for countries averaging under \$1,000 per month based on Customs Value)

Country of origin	Schedule A commodity number, description and unit of quantity							
	Current month				Cumulative, January to date			
	Net quantity	Value (dollars)			Net quantity	Value (dollars)		
Customs		F.a.s.	C.i.f.	Customs		F.a.s.	C.i.f.	
3325000	LUBRICATING OILS AND GREASES, DERIVED FROM PETROLEUM, SHALE OIL, OR BOTH							
CANADA.....	-	18 700	19 169	19 337	-	108 499	114 483	114 652
MEXICO.....	-	-	-	-	-	30 667	27 251	27 251
SWEDEN.....	-	6 270	6 270	6 488	-	38 189	38 253	39 865
U KING.....	-	15 371	15 371	17 274	-	43 162	43 256	50 375
NETHLDs.....	-	3 491	3 491	6 067	-	36 591	36 946	52 579
BELGIUM.....	-	42 988	42 988	45 782	-	50 483	50 483	54 144
FRANCE.....	-	46 954	46 976	55 257	-	135 257	135 663	155 490
W GERM.....	-	30 701	30 830	33 031	-	784 498	971 131	999 553
SWITZLD.....	-	24 277	24 282	24 479	-	56 679	56 684	57 392
JAPAN.....	-	5 021	5 021	5 240	-	19 063	19 092	19 943
OTH CTY.....	-	297	297	330	-	6 968	6 967	8 780
TOTAL.....	-	194 070	194 695	213 285	-	1 310 060	1 500 209	1 580 024
3326220	WAX, MONTAN, PARAFFIN AND OTHER PETROLEUM WAX (LB)							
CANADA.....	886 000	90 703	94 282	94 282	5 536 345	517 721	541 762	541 762
MEXICO.....	-	-	-	-	1 575 220	195 067	195 506	195 506
COLOMB.....	66 139	6 945	6 945	8 870	698 534	75 741	75 741	96 022
NETHLDs.....	1 102	585	585	681	127 435	28 528	28 528	32 481
FRANCE.....	-	-	-	-	1 114 596	176 579	176 579	180 468
W GERM.....	167 547	106 668	106 295	113 800	506 411	218 331	217 958	235 250
E GERM.....	201 805	50 346	50 346	60 338	1 845 507	462 375	462 375	529 662
ITALY.....	-	-	-	-	8 737 573	1 216 744	1 216 744	1 278 312
JAPAN.....	-	-	-	-	192 304	23 045	23 045	27 622
REP SAF.....	24 200	4 073	4 073	5 965	1 023 994	271 283	191 383	283 839
OTH CTY.....	6 421	1 940	1 940	2 415	6 917	2 571	2 571	3 096
TOTAL.....	1 353 214	261 260	264 466	286 351	21 364 836	3 187 985	3 132 192	3 404 220
3326240	MINERAL WAXES, NSPF (LB)							
W GERM.....	7 937	5 537	5 537	6 010	943 380	815 826	815 826	859 776
E GERM.....	-	-	-	-	33 060	32 688	32 688	33 810
REP SAF.....	139 165	18 946	18 946	33 656	923 365	149 503	149 503	226 785
OTH CTY.....	1 213	1 004	1 004	1 048	2 435	2 424	2 499	2 582
TOTAL.....	148 315	25 487	25 487	40 714	1 902 240	1 000 441	1 000 516	1 122 953
3329700	MARINE GLUE PITCH, TAR COKE PITCH, OILGAS TAR PITCH, BLAST-FURNACE PITCH ETC (LB)							
CANADA.....	335 400	18 867	19 814	19 814	2 313 148	129 642	136 409	136 409
MEXICO.....	2 898 460	90 966	101 219	101 219	8 060 660	253 285	280 290	280 290
W GERM.....	88 184	9 569	9 569	12 301	264 552	28 707	28 707	36 902
TOTAL.....	3 322 044	119 402	130 602	133 334	10 638 360	411 634	445 406	453 601
3329800	ASPHALTUM, BITUMEN AND LIMESTONE ROCK ASPHALT (LTN)							
CANADA.....	2 432	175 776	192 142	192 247	4 721	346 807	375 554	377 205
MEXICO.....	20	1 520	1 520	1 520	163	12 255	12 255	12 255
N ANTIL.....	70 608	4 059 921	4 059 921	4 653 094	258 017	14 517 616	14 517 616	16 517 745
VENEZ.....	9 920	709 625	709 625	764 939	14 207	1 026 622	1 026 622	1 102 032
NETHLDs.....	1 769	90 184	90 184	107 575	1 769	90 184	90 184	107 575
OTH CTY.....	-	-	-	-	3	2 879	3 041	3 817
TOTAL.....	84 749	5 037 026	5 053 392	5 719 375	278 880	15 996 363	16 025 272	18 120 629
3329920	NAPHTHAS DERIVED FROM PETROLEUM, SHALE OIL, NATURAL GAS, ETC., NES (BbL)							
CANADA.....	1 055	13 250	13 250	13 250	32 964	448 444	455 576	455 576
BAHAMAS.....	-	-	-	-	150 000	1 935 000	1 935 000	1 981 500
TRINID.....	-	-	-	-	273 075	3 241 403	3 241 403	3 355 635
N ANTIL.....	-	-	-	-	754 932	9 307 801	9 306 793	9 563 321
VENEZ.....	-	-	-	-	83 808	847 384	847 384	923 748
KUWAIT.....	119 682	1 206 395	1 206 395	1 376 702	119 682	1 206 395	1 206 395	1 376 702
OMAN.....	-	-	-	-	23 573	280 294	280 294	316 188
INDNSIA.....	-	-	-	-	65 508	779 238	779 238	936 769
SO ASIA.....	-	-	-	-	140 428	1 377 721	1 377 721	1 521 441
NIGERIA.....	-	-	-	-	48 812	674 969	674 969	783 577
TOTAL.....	120 737	1 219 645	1 219 645	1 389 952	1 692 782	20 098 649	20 104 573	21 214 457
3329940	LIQUID DERIVATIVES OF PETROLEUM, NES, AND HYDROCARBON MIXTURES, FROM PETROLEUM, NOT LIQUID							
CANADA.....	-	14 568 023	15 027 539	15 027 539	-	55 803 821	57 611 746	57 611 748
U KING.....	-	389	389	397	-	282 514	282 514	291 558
NETHLDs.....	-	-	-	-	-	632 001	632 001	679 014
BELGIUM.....	-	174 112	174 112	287 969	-	349 141	349 141	587 860
JAPAN.....	-	-	-	-	-	495 538	495 538	570 524
OTH CTY.....	-	-	-	-	-	684	684	768
TOTAL.....	-	14 742 524	15 202 040	15 315 905	-	57 563 699	59 371 624	59 741 472
3410020	LIQUIFIED PETROLEUM GASES, PROPANE, BUTANE AND MIXTURES THEREOF (BBL)							
CANADA.....	1 064 256	7 740 085	8 362 513	8 374 726	12 098 100	98 653 654	106 293 703	106 384 702
N ANTIL.....	-	-	-	-	80 782	1 121 897	1 121 897	1 364 633
VENEZ.....	107 803	1 473 768	1 473 768	1 678 593	2 908 444	33 880 993	33 880 146	37 282 045
U KING.....	-	-	-	-	-	15	14 962	17 245
BELGIUM.....	-	-	-	-	3 982	44 990	44 990	64 648
FRANCE.....	237	62 675	62 675	69 771	394	140 947	140 947	159 947
W GERM.....	2	899	899	957	44	25 891	25 891	27 483
IRAN.....	-	-	-	-	927	7 320	7 320	8 350
KUWAIT.....	-	-	-	-	645 268	9 918 536	9 918 536	10 441 110

Table 2. **Schedule A Commodity by Country of Origin,
Customs Value, F.a.s. and C.i.f.—Continued**

(For information on coverage, definitions of Customs, f.a.s., and c.i.f. values, see Explanation of Statistics. Shipments valued less than \$251 are shown only under Schedule A commodity number 990.0000 and excluded from all other commodities. OTH CTY represents total for countries averaging under \$1,000 per month based on Customs Value)

Country of origin	Schedule A commodity number, description and unit of quantity							
	Current month				Cumulative, January to date			
	Net quantity	Value (dollars)			Net quantity	Value (dollars)		
		Customs	F.a.s.	C.i.f.		Customs	F.a.s.	C.i.f.
S ARAB.....	-	-	-	-	290 772	2 910 062	2 910 062	3 513 071
OMAN.....	5 247	44 561	44 561	53 245	15 857	130 332	130 332	154 854
INDNSIA.....	-	-	-	-	18 791	152 222	152 222	205 556
SO ASIA.....	1 129	9 148	9 148	10 283	40 186	334 585	334 485	375 823
ALGERIA.....	-	-	-	-	189 884	1 957 160	1 957 160	2 424 652
NIGERIA.....	-	-	-	-	14 214	115 520	115 520	147 146
OTH CTY.....	4	880	880	1 032	204	2 383	2 533	2 685
TOTAL.....	1 178 678	9 332 016	9 954 444	10 188 607	16 307 864	149 411 454	157 050 706	162 573 950
3410050	NATURAL GAS, ETHANE, AND MIXTURES THEREOF							(MCF)
CANADA.....	79 882 399	81 785 726	81 833 591	81 833 591	405 921 370	389 386 596	389 612 529	389 625 100
OTH CTY.....	4 160	416	416	635	4 160	1 098	1 098	1 359
TOTAL.....	79 886 559	81 786 142	81 834 007	81 834 226	405 925 530	389 387 694	389 613 627	389 626 459
3410060	DERIVATIVES OF PETROLEUM OR NATURAL GAS, NES							
CANADA.....	-	7 383	7 400	7 400	-	7 383	7 400	7 400
FRANCE.....	-	1 285	1 285	1 308	-	18 183	18 183	23 062
S ARAB.....	-	-	-	-	-	121 235	121 235	128 013
OMAN.....	-	349 159	349 159	380 260	-	994 757	994 757	1 078 308
INDNSIA.....	-	-	-	-	-	799 517	799 497	863 707
SO ASIA.....	-	112 262	112 262	118 485	-	543 271	543 271	579 783
NIGERIA.....	-	237 259	237 259	265 181	-	237 259	237 259	265 181
OTH CTY.....	-	-	-	-	-	1 107	1 107	1 222
TOTAL.....	-	707 348	707 365	772 634	-	2 722 712	2 722 709	2 946 676

Table 2. Schedule A Commodity by Country of Origin,
Customs Value, F.a.s. and C.i.f.—Continued

(For information on coverage, definitions of Customs, f.a.s., and c.i.f. values, see Explanation of Statistics. Shipments valued less than \$251 are shown only under Schedule A commodity number 990.0000 and excluded from all other commodities. OTH CTY represents total for countries averaging under \$1,000 per month based on Customs Value)

Country of origin	Schedule A commodity number, description and unit of quantity							
	Current month				Cumulative, January to date			
	Net quantity	Value (dollars)			Net quantity	Value (dollars)		
Customs		F.a.s.	C.i.f.	Customs		F.a.s.	C.i.f.	
4111010	COD LIVER OIL							(LB)
CANADA.....	-	-	-	-	144 000	33 840	33 840	36 610
ICELAND.....	20 944	8 289	8 289	9 025	535 809	193 294	193 294	212 595
NORWAY.....	198 877	84 191	84 191	93 452	546 317	238 737	238 737	269 348
U KING.....	-	-	-	-	23 764	9 459	9 459	10 358
JAPAN.....	-	-	-	-	27 381	15 312	15 312	16 673
TOTAL.....	219 821	92 480	92 480	102 477	1 277 271	490 642	490 642	545 584
4111040	OILS, OF MARINE ANIMALS, NES							(LB)
CANADA.....	781 450	160 560	165 274	166 674	1 788 562	366 876	373 586	385 081
U KING.....	-	-	-	-	41 054	13 014	13 014	14 888
JAPAN.....	3 968	7 216	7 276	7 695	16 269	51 660	51 720	53 938
TOTAL.....	785 418	167 776	172 550	174 369	1 845 885	431 550	438 320	453 907
4113400	WOOL GREASE							(LB)
BRAZIL.....	-	-	-	-	16 559	13 495	13 495	13 595
U KING.....	28 402	10 793	10 793	13 189	277 203	156 454	157 487	173 572
NETHLS.....	-	-	-	-	154 670	57 350	57 350	63 050
BELGIUM.....	22 440	21 344	21 344	22 356	22 440	21 344	21 344	22 386
FRANCE.....	101 759	85 338	85 338	90 488	506 410	341 122	341 122	361 901
W GERM.....	175 545	108 630	108 630	118 007	423 417	230 928	232 901	256 124
USSR.....	-	-	-	-	448 246	187 551	188 538	213 537
ITALY.....	-	-	-	-	110 229	91 041	91 041	96 805
CHINA T.....	57 283	19 284	19 284	21 761	114 308	33 258	33 258	37 832
JAPAN.....	371 739	264 165	264 165	281 914	1 388 706	851 598	853 115	914 814
AUSTRAL.....	139 229	96 097	95 747	103 492	630 607	417 673	417 628	448 842
N ZEAL.....	10 644	10 029	10 029	11 039	222 072	94 894	94 894	104 981
TOTAL.....	907 041	615 680	615 330	662 276	4 314 867	2 496 708	2 502 173	2 707 439
4113800	OILS, FATS AND GREASES, ANIMAL, NES, EXCLUDING LARD							(LB)
CANADA.....	2 586 087	289 461	295 113	308 167	7 666 099	817 431	835 275	862 200
FRANCE.....	-	-	-	-	800	17 471	17 471	17 764
W GERM.....	-	-	-	-	1 115 797	239 685	239 685	264 884
OTH CTY.....	185	3 600	3 640	3 833	35 933	8 044	8 084	9 606
TOTAL.....	2 586 272	293 061	298 753	312 000	8 826 629	1 082 631	1 100 515	1 154 454
4212000	SOYBEAN OIL							(LB)
BRAZIL.....	-	-	-	-	4 115 988	1 688 337	1 688 337	1 865 523
TOTAL.....	-	-	-	-	4 115 988	1 688 337	1 688 337	1 865 523
4213000	COTTONSEED OIL							(LB)
NICARAG.....	-	-	-	-	6 563 723	2 756 764	2 756 764	2 827 687
TOTAL.....	-	-	-	-	6 563 723	2 756 764	2 756 764	2 827 687
4214000	OIL, PEANUT OR GROUND NUT							(LB)
OTH CTY.....	-	-	-	-	11 309	7 472	7 472	8 491
TOTAL.....	-	-	-	-	11 309	7 472	7 472	8 491
4215040	OLIVE OIL, FIT FOR USE AS FOOD							(LB)
CANADA.....	-	-	-	-	22 266	22 860	22 860	22 860
ARGENT.....	-	-	-	-	69 588	52 779	52 779	57 114
NETHLS.....	-	-	-	-	187 390	113 115	113 115	120 002
FRANCE.....	122 609	100 939	101 060	108 558	975 100	787 753	787 998	837 118
SPAIN.....	1 389 387	1 430 336	1 430 436	1 509 267	4 339 867	4 265 904	4 265 185	4 503 414
PORTUGL.....	44 144	52 160	52 160	53 460	209 398	221 284	221 291	232 321
ITALY.....	1 283 730	1 020 936	1 020 936	1 093 479	7 463 738	6 306 916	6 308 445	6 738 678
GREECE.....	119 188	122 622	122 622	129 080	565 282	555 112	555 112	587 053
TURKEY.....	22 200	21 428	21 428	22 813	22 200	21 428	21 428	22 813
ISRAEL.....	-	-	-	-	118 513	122 350	122 350	128 439
TUNISIA.....	-	-	-	-	913 640	802 710	794 997	839 402
OTH CTY.....	-	-	-	-	1 306	1 375	1 375	1 484
TOTAL.....	2 981 258	2 748 421	2 748 642	2 916 657	14 888 288	13 273 586	13 266 935	14 090 698
4216000	SUNFLOWER OIL							(LB)
CANADA.....	840	475	497	497	11 790	7 198	7 251	7 251
OTH CTY.....	-	-	-	-	2 733	1 225	1 225	1 447
TOTAL.....	840	475	497	497	14 523	8 423	8 476	8 698
4217000	RAPESEED OIL							(LB)
CANADA.....	2 100	693	944	944	433 060	178 214	180 794	180 794
W GERM.....	-	-	-	-	1 763 680	713 300	713 300	744 843
POLAND.....	1 141 038	403 706	403 706	445 856	3 143 677	1 117 382	1 117 382	1 235 769
TOTAL.....	1 143 138	404 399	404 650	446 800	5 340 417	2 008 896	2 011 476	2 161 406
4221000	LINSEED OR FLAXSEED OIL							(LB)
CANADA.....	1 640	969	1 003	1 003	81 840	35 340	36 183	36 183
OTH CTY.....	394	681	681	707	1 338	2 273	2 273	2 441
TOTAL.....	2 034	1 650	1 684	1 710	83 178	37 613	38 456	38 624

Table 2. Schedule A Commodity by Country of Origin,
Customs Value, F.a.s. and C.i.f.—Continued

(For information on coverage, definitions of Customs, f.a.s., and c.i.f. values, see Explanation of Statistics. Shipments valued less than \$251 are shown only under Schedule A commodity number 990.0000 and excluded from all other commodities. OTH CTY represents total for countries averaging under \$1,000 per month based on Customs Value)

Country of origin	Schedule A commodity number, description and unit of quantity							
	Current month				Cumulative, January to date			
	Net quantity	Value (dollars)			Net quantity	Value (dollars)		
Customs		F.a.s.	C.i.f.	Customs		F.a.s.	C.i.f.	
4222000	PALM OIL							(LB)
MALAYSIA.....	52 714 238	13 197 560	13 197 560	13 970 331	224 494 932	61 975 887	61 990 978	65 054 822
SINGAPR.....	10 997 859	2 543 731	2 543 731	2 701 395	23 042 009	6 279 884	6 279 884	6 602 883
INDNSIA.....	1 117 876	229 865	229 865	243 921	18 755 225	5 680 316	5 680 416	5 937 186
PHIL R.....	-	-	-	-	2 240 618	617 851	618 161	649 770
LIBERIA.....	-	-	-	-	23 177	5 880	5 880	6 997
OTH CTY.....	-	-	-	-	12 775	3 438	3 438	3 928
TOTAL.....	64 829 973	15 971 156	15 971 156	16 915 647	268 568 736	74 563 256	74 578 757	78 255 586
4223000	COCONUT OIL							(LB)
TRINID.....	-	-	-	-	15 192	13 800	13 800	13 342
MALAYSIA.....	-	-	-	-	4 818 240	1 785 952	1 785 952	1 841 728
INDNSIA.....	-	-	-	-	1 117 950	477 309	478 185	487 902
PHIL R.....	86 598 233	23 436 532	23 449 569	24 404 558	292 662 758	98 563 450	98 571 352	102 029 679
JAPAN.....	7 254 968	2 628 910	2 628 910	2 770 668	7 254 968	2 628 910	2 628 910	2 770 668
NEW GUI.....	-	-	-	-	3 368 699	1 185 669	1 185 669	1 235 112
OPAC IS.....	-	-	-	-	2 248 116	752 106	752 106	781 221
TOTAL.....	93 853 201	26 065 442	26 078 479	27 175 226	311 485 923	105 407 196	105 415 974	109 159 652
4224000	PALM-KERNEL OIL							(LB)
NETHLDs.....	2 250 412	1 048 450	1 048 450	1 089 613	7 042 521	3 740 514	3 734 509	3 904 776
MALAYSIA.....	5 712 245	1 191 798	1 191 798	1 264 736	31 501 409	9 549 408	9 549 409	9 969 324
INDNSIA.....	-	-	-	-	8 690 745	2 918 697	2 918 697	3 052 438
PHIL R.....	1 085 770	351 029	351 029	369 114	2 230 519	730 536	730 691	767 069
LIBERIA.....	-	-	-	-	1 086 759	270 068	270 068	293 425
ZAIRE.....	-	-	-	-	2 711 106	1 191 493	1 191 493	1 228 006
OTH CTY.....	-	-	-	-	44 092	3 736	3 736	4 968
TOTAL.....	9 048 427	2 591 277	2 591 277	2 723 463	53 307 151	18 404 452	18 398 603	19 220 006
4225000	CASTOR OIL							(LB)
BRAZIL.....	2 645 520	706 170	706 170	763 695	23 712 615	6 352 336	6 352 336	6 774 057
PARAGUA.....	-	-	-	-	661 380	168 960	168 960	183 397
INDIA.....	2 202 151	575 000	575 000	620 750	2 202 151	575 000	575 000	620 750
JAPAN.....	-	-	-	-	1 058 208	279 360	279 360	300 750
TOTAL.....	4 847 671	1 281 170	1 281 170	1 384 445	27 634 354	7 375 656	7 375 656	7 878 954
4229010	CORN OIL							(LB)
MALAYSIA.....	-	-	-	-	1 127 214	312 052	312 052	326 892
PHIL R.....	-	-	-	-	1 040 410	191 400	191 400	202 745
OTH CTY.....	450	286	286	327	450	286	286	327
TOTAL.....	450	286	286	327	2 168 074	503 738	503 738	529 964
4229020	TUNG OIL							(LB)
PARAGUA.....	-	-	-	-	2 645 520	568 590	568 590	627 958
ARGENT.....	1 541 720	436 803	436 803	473 613	6 016 261	1 683 695	1 685 695	1 804 921
CHINA M.....	-	-	-	-	3 796 426	958 811	958 811	1 081 611
TOTAL.....	1 541 720	436 803	436 803	473 613	12 458 207	3 211 096	3 213 096	3 514 490
4229040	OILS, NES, VEGETABLE AND NUT, INCLUDING JAPAN WAX							(LB)
CANADA.....	-	-	-	-	763 260	15 725	19 180	19 180
BRAZIL.....	666 380	142 963	142 963	157 690	2 872 170	795 099	795 099	860 652
DENMARK.....	-	-	-	-	12 600	9 209	9 209	9 707
U KING.....	41 930	43 463	43 463	44 895	82 410	86 938	86 989	90 005
IRELAND.....	-	-	-	-	30 344	19 542	19 542	20 987
AUSTRIA.....	-	-	-	-	3 690	6 098	6 098	6 313
SINGAPR.....	-	-	-	-	21 400	16 285	16 285	17 131
CHINA M.....	735	965	965	1 036	555 469	304 929	304 929	333 103
HG KONG.....	720	806	834	922	30 913	30 138	30 306	32 787
JAPAN.....	80 736	79 554	79 647	88 293	315 359	308 132	308 590	343 353
OTH CTY.....	5 299	6 176	6 176	6 830	56 840	20 517	20 411	23 163
TOTAL.....	795 800	273 927	274 048	299 666	4 744 455	1 612 612	1 616 638	1 756 381
4312000	FATS AND OILS, HYDROGENATED							(LB)
BRAZIL.....	3 025	1 500	1 600	1 600	951 760	250 737	250 837	285 323
U KING.....	80 080	38 248	38 248	40 936	600 600	280 907	280 907	301 199
NETHLDs.....	42 912	20 358	20 358	22 387	102 435	57 067	57 067	61 142
SWITZLD.....	-	-	-	-	40 040	16 523	16 523	17 658
GREECE.....	-	-	-	-	56 438	46 502	46 502	50 176
OTH CTY.....	-	-	-	-	4 208	2 516	2 516	2 759
TOTAL.....	126 017	60 106	60 206	64 923	1 755 481	654 252	654 352	718 257
4314320	WAX, CANDELILLA							(LB)
MEXICO.....	206 797	102 596	103 866	103 866	840 281	415 579	420 577	421 165
TOTAL.....	206 797	102 596	103 866	103 866	840 281	415 579	420 577	421 165
4314340	WAX, CARNAUBA							(LB)
BRAZIL.....	393 946	374 780	374 780	405 566	2 583 999	2 468 187	2 468 187	2 667 047
NETHLDs.....	-	-	-	-	20 348	21 825	21 825	22 694
TOTAL.....	393 946	374 780	374 780	405 566	2 604 347	2 490 012	2 490 012	2 689 741

Table 2. **Schedule A Commodity by Country of Origin, Customs Value, F.a.s. and C.i.f.—Continued**

(For information on coverage, definitions of Customs, f.a.s., and c.i.f. values, see Explanation of Statistics. Shipments valued less than \$251 are shown only under Schedule A commodity number 990.0000 and excluded from all other commodities. OTH CTY represents total for countries averaging under \$1,000 per month based on Customs Value)

Country of origin	Schedule A commodity number, description and unit of quantity							
	Current month				Cumulative, January to date			
	Net quantity	Value (dollars)			Net quantity	Value (dollars)		
		Customs	F.a.s.	C.i.f.		Customs	F.a.s.	C.i.f.
4314360	WAXES, VEGETABLE, NSPF							(LB)
BRAZIL.....	-	-	-	-	6 614	7 606	7 606	8 087
OTH CTY.....	-	-	-	-	5 483	2 760	2 755	3 312
TOTAL.....	-	-	-	-	12 097	10 366	10 361	11 399
4314420	REESWAX, NOT BLEACHED							(LB)
CANADA.....	6 571	5 908	6 018	6 018	10 771	10 126	10 268	10 268
MEXICO.....	80 708	95 123	95 123	99 048	160 232	180 753	180 753	187 527
DOM REP.....	32 500	35 395	35 395	37 241	109 152	130 990	130 990	137 276
CHILE.....	57 311	64 760	64 760	67 277	125 604	145 062	145 062	150 736
BRAZIL.....	33 069	40 726	39 322	41 876	269 707	312 442	311 018	331 629
PORTUGL.....	-	-	-	-	34 111	46 493	46 493	48 893
N ZEAL.....	-	-	-	-	8 098	13 330	13 330	13 959
EGYPT.....	-	-	-	-	10 890	15 692	15 692	16 689
ANGOLA.....	22 237	23 128	23 128	24 712	110 421	132 547	132 547	140 029
ETHIOP.....	65 325	73 242	73 242	77 910	220 158	287 526	287 526	302 059
OTH CTY.....	47	393	393	510	47	393	393	510
TOTAL.....	297 768	338 675	337 381	354 592	1 059 191	1 275 354	1 274 072	1 338 975
4314440	WAXES, ANIMAL, NSPF							(LB)
U KING.....	11 464	25 830	25 830	26 453	124 102	150 738	152 885	157 082
W GERM.....	-	-	-	-	3 968	16 242	16 242	16 835
JAPAN.....	-	-	-	-	67 736	151 129	151 129	157 595
OTH CTY.....	-	-	-	-	816	657	657	841
TOTAL.....	11 464	25 830	25 830	26 453	196 622	318 766	320 913	332 353
4315000	FATTY ACIDS AND OILS AND FATS, PROCESSED OF ANIMAL OR VEGETABLE ORIGIN							(LB)
CANADA.....	-	-	-	-	129 303	10 347	12 430	12 430
U KING.....	-	-	-	-	637 143	207 319	205 468	239 831
W GERM.....	10 421	11 018	11 018	11 952	83 440	51 359	51 359	56 392
OTH CTY.....	-	-	-	-	1 874	601	659	758
TOTAL.....	10 421	11 018	11 018	11 952	851 760	269 626	269 916	309 411

Table 2. Schedule A Commodity by Country of Origin,
Customs Value, F.a.s. and C.i.f.—Continued

(For information on coverage, definitions of Customs, f.a.s., and c.i.f. values, see Explanation of Statistics. Shipments valued less than \$251 are shown only under Schedule A commodity number 990.0000 and excluded from all other commodities. OTH CTY represents total for countries averaging under \$1,000 per month based on Customs Value)

Country of origin	Schedule A commodity number, description and unit of quantity							
	Current month				Cumulative, January to date			
	Net quantity	Value (dollars)			Net quantity	Value (dollars)		
Customs		F.a.s.	C.i.f.	Customs		F.a.s.	C.i.f.	
5120120	BENZENE							(GAL)
CANADA.....	1 475 605	689 452	690 116	760 634	4 033 915	2 899 686	2 910 715	3 093 983
N ANTIL.....	-	-	-	-	622 944	654 091	654 091	666 698
U KING.....	630 770	461 975	461 975	504 616	630 770	461 975	461 975	504 616
NETHLDs.....	2 264 739	2 562 831	2 562 831	2 747 084	7 133 553	7 903 274	7 903 274	8 602 188
BELGIUM.....	-	-	-	-	1 239 609	1 904 943	1 904 943	1 970 475
USSR.....	-	-	-	-	523 640	576 788	576 788	622 625
ITALY.....	-	-	-	-	670 219	681 521	681 521	714 153
JAPAN.....	1 817 081	1 279 026	1 279 026	1 456 159	7 724 098	6 265 335	6 265 335	6 876 478
TOTAL.....	6 188 195	4 993 284	4 993 948	5 468 493	22 578 748	21 347 613	21 358 642	23 051 216
5120140	TOLUENE							(GAL)
CANADA.....	453 345	235 288	240 746	240 746	1 567 054	823 493	839 070	839 064
N ANTIL.....	-	-	-	-	318 936	210 498	210 498	212 952
NETHLDs.....	-	-	-	-	603 507	317 686	317 686	337 964
ITALY.....	-	-	-	-	480 900	180 318	180 318	202 387
JAPAN.....	-	-	-	-	4 744 000	2 305 180	2 305 180	2 691 065
TOTAL.....	453 345	235 288	240 746	240 746	7 714 397	3 837 175	3 852 752	4 283 432
5120160	ORGANIC CHEMICAL PRODUCTS FOUND NATURALLY IN COAL TAR, NSPF							
CANADA.....	-	90 733	91 110	91 110	-	560 348	562 107	562 080
JAMAICA.....	-	-	-	-	-	368 515	368 515	425 210
TRINID.....	-	-	-	-	-	135 693	135 693	140 661
COLOMB.....	-	-	-	-	-	46 730	46 730	54 985
U KING.....	-	-	-	-	-	23 064	23 064	24 722
NETHLDs.....	-	-	-	-	-	87 134	86 619	92 003
FRANCE.....	-	5 029	5 029	5 808	-	7 561	7 561	8 590
W GERM.....	-	33 195	33 195	35 723	-	148 561	148 561	156 623
SWITZLD.....	-	-	-	-	-	26 830	26 830	29 458
ITALY.....	-	-	-	-	-	6 188 925	6 188 925	6 504 789
JAPAN.....	-	1 178 936	1 178 936	1 303 994	-	8 749 465	8 728 015	9 597 900
TOTAL.....	-	1 307 893	1 308 270	1 436 635	-	16 342 826	16 322 620	17 597 021
5120200	CYCLIC ORGANIC CHEMICAL PRODUCTS, NSPF							(LB)
CANADA.....	218 806	63 568	48 442	57 344	1 335 625	477 867	427 264	458 172
MEXICO.....	255 228	61 254	57 427	57 427	255 228	61 254	57 427	57 427
BAHAMAS.....	-	-	-	-	6 283	353 400	353 400	356 590
VENEZ.....	2 479 382	632 243	324 995	384 558	2 479 382	632 243	324 995	384 558
SWEDEN.....	82 596	209 664	201 911	212 688	502 738	1 172 138	1 145 182	1 175 688
NORWAY.....	4 820	107 028	107 028	112 386	15 559	390 459	390 097	411 164
U KING.....	850 495	1 106 994	1 003 312	1 058 799	16 264 645	8 974 545	9 166 443	9 766 496
NETHLDs.....	47 277	47 112	39 380	42 313	1 011 026	1 614 905	1 430 386	1 493 540
BELGIUM.....	121 478	71 005	57 570	62 458	552 566	954 280	949 007	988 484
FRANCE.....	881 454	458 059	365 077	414 470	4 898 238	3 995 519	3 520 197	3 854 898
W GERM.....	2 952 084	5 057 650	4 746 528	4 945 796	15 558 639	29 559 240	26 971 361	27 907 052
E GERM.....	-	-	-	-	857 897	140 219	143 378	202 940
AUSTRIA.....	952 425	244 914	118 332	142 101	2 146 742	630 109	353 152	404 859
CZECHO.....	-	-	-	-	22 046	27 497	27 497	29 025
HUNGARY.....	-	-	-	-	88 095	41 405	45 171	50 837
SWITZLD.....	96 502	430 527	414 820	426 216	2 398 687	6 701 615	6 932 889	7 144 052
POLAND.....	79 417	137 976	64 421	70 571	6 478 847	3 731 341	3 027 041	3 251 573
USSR.....	-	-	-	-	176 367	232 240	232 240	243 696
SPAIN.....	-	-	-	-	2 882 194	586 189	576 081	609 453
GIBRALT.....	-	-	-	-	22 000	22 500	22 500	26 481
ITALY.....	4 352 735	1 820 018	1 432 602	1 564 709	10 619 257	6 441 682	5 178 146	5 525 349
YUGOSLV.....	13 228	67 922	67 922	70 233	66 139	331 619	331 619	328 783
ROMANIA.....	-	-	-	-	11 112	41 774	41 774	42 312
ISRAEL.....	16 314	34 259	28 547	30 207	126 598	248 282	255 913	267 686
INDIA.....	104 630	314 215	228 855	240 897	187 645	574 304	447 394	475 594
CHINA M.....	-	-	-	-	46 297	13 130	13 130	17 767
HG KONG.....	-	-	-	-	39 683	29 795	29 795	31 428
CHINA T.....	-	-	-	-	208 409	351 627	273 235	302 665
JAPAN.....	3 150 249	3 558 427	2 945 914	3 209 798	42 463 554	28 242 583	26 384 154	29 036 815
OTH CTY.....	2 205	4 038	1 995	2 331	158 430	9 710	7 666	8 321
TOTAL.....	16 661 325	14 426 873	12 255 078	13 105 302	111 879 928	96 583 471	89 058 534	94 867 705
5120310	DRUGS, SPECIFIED, DERIVED FROM BENZENOID CHEMICALS AND PRODUCTS							(LB)
MEXICO.....	-	-	-	-	441	24 200	31 120	31 487
SWEDEN.....	19 709	393 360	385 461	388 218	67 681	1 350 800	816 176	823 418
DENMARK.....	6 834	44 480	28 056	31 175	11 684	84 250	48 912	52 780
FRANCE.....	-	-	-	-	11 023	72 500	51 558	52 500
W GERM.....	-	-	-	-	66 270	381 680	191 788	198 720
POLAND.....	2 205	19 750	8 825	9 000	9 481	56 230	32 490	33 374
YUGOSLV.....	2 205	3 650	3 650	5 646	36 376	197 550	98 832	104 396
JAPAN.....	-	-	-	-	1 322	73 785	73 785	75 600
TOTAL.....	30 953	461 240	425 992	434 039	204 278	2 240 995	1 344 661	1 372 275
5120320	PRODUCTS SUITABLE FOR MEDICINAL USE, AND DRUGS, NSPF							(LB)
CANADA.....	4 365	115 446	113 355	114 412	46 807	936 934	816 529	818 903
MEXICO.....	6 232	99 371	99 371	102 906	8 290	309 652	312 852	317 807
GUYANA.....	-	-	-	-	13 125	15 875	14 019	16 281
BRAZIL.....	-	-	-	-	1 102	23 323	26 250	26 501
SWEDEN.....	70 811	339 649	310 137	323 076	189 966	995 338	937 001	969 322
NORWAY.....	397	17 173	9 467	10 073	1 186	45 251	32 907	35 224

Table 2. Schedule A Commodity by Country of Origin, Customs Value, F.a.s. and C.i.f.—Continued

(For information on coverage, definitions of Customs, f.a.s., and c.i.f. values, see Explanation of Statistics. Shipments valued less than \$251 are shown only under Schedule A commodity number 990.0000 and excluded from all other commodities. OTH CTY represents total for countries averaging under \$1,000 per month based on Customs Value)

Country of origin	Schedule A commodity number, description and unit of quantity								
	Current month				Cumulative, January to date				
	Net quantity	Value (dollars)			Net quantity	Value (dollars)			
Customs		F.a.s.	C.i.f.	Customs		F.a.s.	C.i.f.		
FINLAND.....	-	-	-	-	36 376	264 521	196 666	205 073	
DENMARK.....	10 472	55 548	45 820	46 650	65 221	932 418	895 733	917 833	
U KING.....	236 734	3 027 010	2 871 761	2 916 050	1 027 226	12 673 724	11 919 433	12 185 848	
IRELAND.....	23 819	422 934	422 550	426 408	96 616	3 332 695	3 297 708	3 322 926	
NETHLDs.....	6 430	485 819	472 094	475 604	97 394	1 748 586	1 579 928	1 603 200	
BELGIUM.....	4 245	1 041 114	669 214	674 210	45 065	2 814 284	1 907 829	2 036 232	
FRANCE.....	40 230	183 670	177 893	185 646	499 756	2 206 913	1 975 383	1 457 969	
W GERM.....	196 616	2 206 662	2 064 162	2 107 590	1 483 348	12 093 108	9 934 175	10 169 046	
AUSTRIA.....	-	-	-	-	564	27 482	26 588	26 605	
SWITZLD.....	65 324	681 386	511 377	521 768	242 072	3 953 427	3 372 059	3 463 050	
ESTONIA.....	-	-	-	-	2 200	9 983	10 061	10 061	
POLAND.....	26 455	69 334	47 451	50 000	262 281	440 116	335 532	360 686	
USSR.....	-	-	-	-	2 039	43 502	41 065	42 686	
SPAIN.....	39 209	143 436	141 531	151 348	54 424	376 117	348 675	368 127	
PORTUGL.....	-	-	-	-	1 662	62 885	62 685	65 165	
ITALY.....	48 157	2 592 102	2 118 753	2 145 941	258 618	9 274 145	7 535 534	7 657 639	
YUGOSLV.....	4 961	36 300	24 524	25 212	11 576	81 300	62 228	64 022	
ROMANIA.....	-	-	-	-	2 205	10 688	6 448	7 404	
ISRAEL.....	7 716	65 680	49 879	51 325	20 551	322 384	221 286	227 978	
INDIA.....	-	-	-	-	2 204	8 500	8 500	8 500	
CHINA M.....	-	-	-	-	13 228	39 083	40 063	41 946	
KOR REP.....	6 636	16 922	18 060	20 468	12 919	39 201	38 159	41 749	
CHINA T.....	4 409	11 023	11 023	11 488	18 739	44 975	58 551	60 553	
JAPAN.....	98 975	785 447	718 098	778 202	585 371	4 844 153	4 218 122	4 522 451	
REP SAF.....	22 608	67 006	56 074	72 959	102 580	251 882	241 507	277 655	
OTH CTY.....	-	-	-	-	192	6 267	6 267	6 426	
TOTAL.....	924 801	12 463 032	10 952 594	11 211 336	5 204 903	58 228 712	50 479 943	51 835 616	
5120330	SACCHARIN							(LB)	
NETHLDs.....	-	-	-	-	8 818	78 718	78 718	80 880	
SWITZLD.....	-	-	-	-	2 646	6 350	7 175	7 454	
KOR REP.....	27 050	72 025	83 570	86 160	254 263	750 538	808 834	842 318	
CHINA T.....	-	-	-	-	22 000	57 284	57 284	59 230	
JAPAN.....	238 859	634 194	749 588	765 404	1 898 908	4 957 620	5 856 206	6 018 270	
OTH CTY.....	-	-	-	-	826	2 642	2 654	3 385	
TOTAL.....	265 909	706 219	833 158	851 564	2 187 461	5 853 152	6 810 871	7 011 537	
5120340	VANILLIN							(LB)	
CANADA.....	291 983	803 166	803 275	815 830	1 320 243	3 207 463	3 251 872	3 295 180	
NORWAY.....	-	-	-	-	5 512	19 290	15 514	15 880	
CHINA M.....	-	-	-	-	22 046	88 263	88 263	91 334	
OTH CTY.....	1 984	3 004	3 004	3 229	2 621	4 039	4 039	4 367	
TOTAL.....	293 967	806 170	806 279	819 059	1 350 422	3 319 055	3 359 688	3 406 761	
5120350	AROMATIC OR ODORIFEROUS COMPOUNDS INCLUDING FLAVORS, NSPF							(LB)	
DENMARK.....	-	-	-	-	24 251	42 291	42 291	43 845	
U KING.....	23 091	51 951	42 801	45 151	96 716	251 868	223 480	232 921	
NETHLDs.....	859	15 135	16 425	17 207	93 548	683 547	581 906	617 215	
FRANCE.....	24 372	265 227	157 158	160 137	96 817	773 868	448 382	477 414	
W GERM.....	1 320	26 634	18 633	19 232	48 923	195 470	152 465	163 480	
SWITZLD.....	4 465	127 751	127 751	130 644	33 178	223 320	202 567	213 493	
JAPAN.....	4 409	34 899	30 549	31 487	151 782	427 080	360 986	373 583	
OTH CTY.....	-	-	-	-	1 221	2 551	2 604	2 870	
TOTAL.....	58 516	521 597	393 317	403 858	546 436	2 599 995	2 014 681	2 124 821	
5120360	NAPHTHOL AS AND ITS DERIVATIVES, FAST COLOR BASES AND SALTS							(LB)	
CANADA.....	-	-	-	-	2 530	9 368	7 671	7 671	
U KING.....	6 395	37 622	33 661	34 858	220 725	575 056	458 751	476 956	
NETHLDs.....	3 869	23 896	27 966	24 571	19 595	152 850	151 267	149 029	
BELGIUM.....	-	-	-	-	1 764	5 989	3 559	4 099	
W GERM.....	15 999	156 901	65 342	70 431	129 652	685 632	536 239	550 816	
SWITZLD.....	-	-	-	-	4 308	23 469	28 360	28 960	
POLAND.....	-	-	-	-	2 359	8 110	6 845	7 608	
ITALY.....	-	-	-	-	52 619	118 861	97 793	100 401	
INDIA.....	3 582	21 802	23 724	23 918	32 704	165 155	147 724	155 500	
JAPAN.....	10 803	47 866	36 699	38 312	149 476	563 614	438 546	454 985	
TOTAL.....	40 648	288 087	187 392	192 090	615 732	2 308 104	1 876 755	1 936 025	
5120370	PHOTO CHEMS., PRODUCTS AS PLASTICIZERS AND TEXTILE FINISHERS, NSPF & SODIUM BENZOATE							(LB)	
CANADA.....	25 670	16 199	27 360	27 360	383 427	128 967	135 558	135 594	
DENMARK.....	-	-	-	-	11 023	6 340	6 439	7 260	
U KING.....	84 638	174 996	173 861	179 617	427 600	499 591	471 470	495 969	
BELGIUM.....	8 378	6 692	6 358	7 183	50 785	45 051	44 717	51 037	
FRANCE.....	549	1 805	2 140	2 426	64 555	125 932	118 687	126 131	
W GERM.....	40 865	50 797	42 535	45 691	228 831	348 736	319 053	340 536	
SWITZLD.....	7 255	26 227	24 240	24 722	263 194	378 793	350 019	372 350	
ITALY.....	1 030	98 867	98 867	99 559	16 758	627 137	627 138	634 120	
KOR REP.....	-	-	-	-	22 046	91 506	82 412	85 000	
JAPAN.....	59 341	36 289	32 927	36 544	220 585	221 539	214 829	231 955	
OTH CTY.....	600	646	646	695	3 071	4 587	4 587	4 856	
TOTAL.....	228 326	412 518	408 934	423 797	1 691 875	2 478 179	2 374 909	2 484 808	
5120410	BUTADIENE, BUTYLENE, ETHYLENE AND PROPYLENE							(GAL)	
CANADA.....	1 712 543	864 390	880 465	880 528	8 293 129	2 958 739	3 076 691	3 076 811	

Table 2. Schedule A Commodity by Country of Origin,
Customs Value, F.a.s. and C.i.f.—Continued

(For information on coverage, definitions of Customs, f.a.s., and c.i.f. values, see Explanation of Statistics. Shipments valued less than \$251 are shown only under Schedule A commodity number 990.0000 and excluded from all other commodities. OTH CTY represents total for countries averaging under \$1,000 per month based on Customs Value)

Country of origin	Schedule A commodity number, description and unit of quantity							
	Current month				Cumulative, January to date			
	Net quantity	Value (dollars)			Net quantity	Value (dollars)		
Customs		F.a.s.	C.i.f.	Customs		F.a.s.	C.i.f.	
FINLAND.....	-	-	-	-	1 678 782	688 301	688 301	1 083 214
U KING.....	-	-	-	-	4 125 667	2 429 366	2 429 366	2 910 697
NETHLDs.....	6 312 712	2 622 350	2 622 350	3 827 505	17 869 630	10 207 121	10 207 121	14 275 269
BELGIUM.....	966 534	484 118	484 118	728 141	6 397 135	1 954 360	1 954 360	3 168 628
FRANCE.....	-	-	-	-	5 917 695	3 451 707	3 451 707	3 933 055
W GERM.....	-	-	-	-	1 264 831	92 593	92 593	119 019
ITALY.....	-	-	-	-	1 104 953	982 797	958 227	1 010 315
JAPAN.....	-	-	-	-	16 495 098	11 731 936	11 699 490	14 064 660
TOTAL.....	8 991 789	3 970 858	3 986 933	5 436 174	63 146 920	34 496 920	34 557 856	43 641 668
5120430	METHYLENE CHLORIDE OR DICHLOROMETHANE (LB)							
BELGIUM.....	-	-	-	-	1 090 860	158 340	158 340	167 989
W GERM.....	546 761	55 802	55 802	65 960	2 337 554	260 344	260 344	303 679
OTH CTY.....	-	-	-	-	2 400	702	722	722
TOTAL.....	546 761	55 802	55 802	65 960	3 430 814	419 386	419 406	472 390
5120440	PERCHLOROETHYLENE (LB)							
CANADA.....	-	-	-	-	49 610	6 942	7 240	7 240
NETHLDs.....	1 004 059	161 947	161 947	171 664	3 210 246	458 721	458 721	504 032
BELGIUM.....	-	-	-	-	1 181 694	140 597	141 452	151 193
FRANCE.....	-	-	-	-	10 280 992	1 146 229	1 146 229	1 298 714
W GERM.....	-	-	-	-	2 253 971	289 423	289 423	315 074
JAPAN.....	-	-	-	-	2 242 837	279 769	279 769	322 317
TOTAL.....	1 004 059	161 947	161 947	171 664	19 219 350	2 321 681	2 322 834	2 598 570
5120450	TRICHLOROETHYLENE (LB)							
CANADA.....	369 150	56 375	57 588	57 588	945 522	146 212	148 159	148 159
BELGIUM.....	-	-	-	-	3 263 062	424 198	424 198	467 121
JAPAN.....	-	-	-	-	2 189 211	273 081	273 081	314 613
OTH CTY.....	-	-	-	-	6 217	4 933	4 663	5 019
TOTAL.....	369 150	56 375	57 588	57 588	6 404 012	848 424	850 101	934 912
5120460	HYDROCARBONS, HALOGENATED, NSPF (LB)							
CANADA.....	831 980	107 910	74 380	107 910	2 839 196	689 481	596 002	697 815
MEXICO.....	42 449	17 407	17 407	17 407	717 964	272 745	272 745	272 745
U KING.....	374 289	271 157	271 157	296 126	2 147 188	1 371 394	1 368 443	1 511 142
NETHLDs.....	-	-	-	-	89 080	82 258	82 258	89 606
FRANCE.....	23 813	22 653	22 653	25 578	476 352	399 295	399 295	422 224
W GERM.....	118 891	217 373	217 373	224 329	22 682 320	2 379 556	2 379 546	2 762 859
ITALY.....	172	4 819	4 819	5 007	7 666 504	1 409 059	1 409 059	1 459 279
ISRAEL.....	-	-	-	-	125 291	62 762	62 762	69 771
JAPAN.....	8 416 096	625 528	625 528	772 458	42 217 312	3 497 707	3 497 297	4 303 562
OTH CTY.....	220	293	293	352	221	745	745	819
TOTAL.....	9 807 910	1 267 140	1 233 610	1 449 167	78 964 428	10 165 002	10 068 152	11 589 822
5120470	HYDROCARBONS, NSPF (LB)							
CANADA.....	7 145 786	700 931	700 931	749 898	7 559 186	739 649	739 849	788 816
MEXICO.....	5 016	3 431	3 431	3 431	16 956	10 528	10 528	10 756
TRINID.....	-	-	-	-	3 019 122	414 745	414 745	428 690
NORWAY.....	-	-	-	-	61 860	200 050	200 050	203 946
U KING.....	-	-	-	-	2 268 974	390 845	390 845	421 840
NETHLDs.....	2 425 060	449 799	449 799	522 232	6 635 581	745 071	745 071	839 468
FRANCE.....	2 206 451	436 742	436 742	484 465	2 207 708	437 870	437 870	486 675
W GERM.....	9 261	4 768	4 768	5 130	50 223	29 342	29 342	31 611
JAPAN.....	88 073	42 714	42 714	50 191	1 630 185	449 693	449 693	517 740
OTH CTY.....	-	-	-	-	3 539	1 534	1 534	1 946
TOTAL.....	11 879 647	1 638 385	1 638 385	1 815 347	23 453 334	3 419 327	3 419 527	3 731 488
5120510	ALCOHOL, ETHYL, FOR NONBEVERAGE PURPOSES (GAL)							
CANADA.....	-	-	-	-	3 172 523	2 718 154	2 732 296	2 918 503
BRAZIL.....	-	-	-	-	826 741	1 141 001	1 141 001	1 761 951
OTH CTY.....	-	-	-	-	35	1 798	1 798	1 884
TOTAL.....	-	-	-	-	3 999 299	3 860 953	3 875 095	4 682 338
5120520	GLYCERINE, CRUDE OR REFINED (LB)							
CANADA.....	30 770	18 163	18 318	18 318	70 614	42 275	42 816	42 816
W GERM.....	63	1 203	1 203	1 214	3 136	8 031	8 031	8 385
JAPAN.....	-	-	-	-	335 099	187 118	187 118	205 115
TOTAL.....	30 833	19 366	19 521	19 532	408 849	237 424	237 965	256 316
5120530	DIPENTAERYTHRITOL AND PENTAERYTHRITOL (LB)							
JAPAN.....	82 672	43 474	43 474	46 450	606 264	382 084	382 084	408 047
TOTAL.....	82 672	43 474	43 474	46 450	606 264	382 084	382 084	408 047
5120550	ALCOHOLS, MONOHYDRIC, UNSUBSTITUTED AND POLYHYDRIC, ESTERS, ETHERS & ETHER-ESTERS, NSPF							
CANADA.....	-	288 172	297 999	297 999	-	2 339 221	2 350 374	2 339 021
MEXICO.....	-	-	-	-	-	10 042	10 042	10 397
SWEDEN.....	-	-	-	-	-	343 621	334 498	376 832
U KING.....	-	9 870	9 870	12 063	-	3 608 788	3 610 142	3 922 309
NETHLDs.....	-	3 515 553	3 515 553	3 793 914	-	12 006 364	12 011 184	12 816 376
BELGIUM.....	-	2 044 511	2 044 511	2 098 304	-	15 892 751	15 897 026	16 426 896

Table 2. Schedule A Commodity by Country of Origin, Customs Value, F.a.s. and C.i.f.—Continued

(For information on coverage, definitions of Customs, f.a.s., and c.i.f. values, see Explanation of Statistics. Shipments valued less than \$251 are shown only under Schedule A commodity number 990.0000 and excluded from all other commodities. OTH CTY represents total for countries averaging under \$1,000 per month based on Customs Value)

Country of origin	Schedule A commodity number, description and unit of quantity								
	Current month				Cumulative, January to date				
	Net quantity	Value (dollars)			Net quantity	Value (dollars)			
		Customs	F.a.s.	C.i.f.		Customs	F.a.s.	C.i.f.	
FRANCE.....	-	149 433	149 433	173 230	-	1 025 371	1 024 471	1 079 086	
W GERM.....	-	131 744	131 717	132 774	-	6 616 113	6 606 106	7 173 939	
SWITZLD.....	-	219 022	219 030	227 422	-	1 359 781	1 355 834	1 436 813	
ITALY.....	-	-	-	-	-	366 245	366 245	391 766	
YUGOSLV.....	-	9 685	9 685	10 174	-	9 685	9 685	10 174	
CHINA T.....	-	-	-	-	-	419 654	377 276	582 784	
JAPAN.....	-	1 318 508	1 304 955	1 435 414	-	22 235 403	22 230 185	24 543 155	
OTH CTY.....	-	-	-	-	-	4 705	4 705	5 685	
TOTAL.....	-	7 686 498	7 682 753	8 181 294	-	66 237 744	66 187 773	71 115 240	
5120560	ALCOHOLS, FATTY, OF ANIMAL OR VEGETABLE ORIGIN, NSPF							(LB)	
DENMARK.....	1 874	1 251	1 251	1 349	56 812	39 096	39 096	41 456	
U KING.....	-	-	-	-	77 955	100 985	100 985	94 285	
BELGIUM.....	-	-	-	-	39 507	33 282	33 282	37 002	
FRANCE.....	44 092	26 561	26 561	28 807	168 973	100 050	100 352	109 474	
W GERM.....	49 438	31 688	30 129	32 756	1 624 733	959 424	957 566	1 065 447	
JAPAN.....	17 637	11 477	11 477	13 000	35 274	23 150	23 150	26 000	
TOTAL.....	113 041	70 977	69 418	75 912	2 003 254	1 255 987	1 254 431	1 373 664	
5120610	ETHYLENE OXIDE							(LB)	
CANADA.....	-	-	-	-	3 675 120	988 944	623 667	988 868	
OTH CTY.....	1 587	794	794	860	4 893	3 678	3 648	3 883	
TOTAL.....	1 587	794	794	860	3 680 013	992 622	627 315	992 771	
5120620	EPOXIDES AND HALOGENATED EPOXIDES, NSPF, AND ETHERS OF MONOHYDRIC ALCOHOLS AND ACETALS							(LB)	
CANADA.....	3 823 180	795 255	660 826	795 355	12 400 097	2 663 349	2 076 962	2 602 512	
NORWAY.....	-	-	-	-	55 624	44 676	43 446	47 903	
U KING.....	6 944	4 309	4 309	5 751	47 243	37 037	37 037	43 669	
NETHLDs.....	-	-	-	-	166 413	104 751	104 751	133 627	
W GERM.....	56	1 960	1 960	2 096	3 052 026	316 547	314 538	357 483	
SWITZLD.....	-	-	-	-	6 283	7 989	7 989	8 649	
JAPAN.....	88 184	71 326	71 327	75 701	2 170 276	1 124 951	1 124 592	1 230 470	
OTH CTY.....	-	-	-	-	55	1 825	1 825	1 947	
TOTAL.....	3 918 364	872 850	738 422	878 903	17 898 017	4 301 125	3 711 140	4 426 260	
5120630	FURFURAL							(LB)	
MEXICO.....	-	-	-	-	663 064	566 577	566 577	566 577	
DOM REP.....	-	-	-	-	163 353	98 012	98 012	105 681	
NETHLDs.....	-	-	-	-	65 256	46 634	46 634	52 294	
BELGIUM.....	4 145	2 924	2 924	3 219	13 669	9 264	9 264	10 109	
SPAIN.....	-	-	-	-	204 763	24 460	244 460	255 410	
CHINA M.....	-	-	-	-	220 107	241 337	241 337	251 882	
JAPAN.....	-	-	-	-	43 915	34 817	34 817	38 206	
TOTAL.....	4 145	2 924	2 924	3 219	1 374 127	1 021 101	1 241 101	1 280 159	
5120640	GLYOXAL							(LB)	
FRANCE.....	-	-	-	-	1 173 728	248 201	248 575	271 214	
TOTAL.....	-	-	-	-	1 173 728	248 201	248 575	271 214	
5120650	ALDEHYDES, NSPF AND KETONES							(LB)	
CANADA.....	8 260	13 400	13 621	13 621	18 643	38 318	38 951	38 952	
MEXICO.....	-	-	-	-	551	58 236	58 237	58 275	
U KING.....	11	602	602	637	2 289 282	391 820	391 659	415 771	
NETHLDs.....	4 363 520	617 988	617 988	642 105	13 800 232	1 898 394	1 897 335	1 999 053	
BELGIUM.....	-	-	-	-	894 737	123 568	123 568	138 634	
FRANCE.....	2 860	109 126	109 126	111 027	49 400	721 612	722 607	736 384	
W GERM.....	173 076	142 040	142 040	153 186	4 054 856	1 490 526	1 487 746	1 606 078	
SWITZLD.....	170 752	134 535	134 535	148 847	1 324 928	1 213 060	1 214 311	1 304 666	
JAPAN.....	22 046	43 887	43 887	45 464	6 073 402	1 151 434	1 151 434	1 230 866	
OTH CTY.....	-	-	-	-	331	2 887	2 887	3 367	
TOTAL.....	4 740 525	1 061 578	1 061 799	1 114 887	28 506 362	7 089 855	7 088 735	7 532 046	
5120710	CHLOROACETIC ACID							(LB)	
SWEDEN.....	260 427	75 884	75 884	86 308	1 040 289	338 512	336 852	384 601	
NETHLDs.....	465 000	127 938	127 938	145 072	1 948 800	527 768	527 768	598 393	
FRANCE.....	951 346	313 355	313 355	359 538	2 821 973	927 662	927 692	1 045 595	
W GERM.....	804 425	231 854	234 255	266 558	5 520 694	1 265 313	1 336 033	1 554 706	
SPAIN.....	-	-	-	-	33 075	15 216	15 216	18 278	
JAPAN.....	44 092	28 293	28 293	29 400	1 343 509	761 527	761 527	832 809	
TOTAL.....	2 525 290	777 324	779 725	886 876	12 708 340	3 835 998	3 905 088	4 434 382	
5120720	LACTIC ACID							(LB)	
BRAZIL.....	66 600	31 721	31 721	35 267	177 601	83 583	83 583	93 158	
U KING.....	-	-	-	-	131 064	80 562	75 456	83 163	
JAPAN.....	30 000	10 226	10 226	12 000	212 434	109 030	74 737	88 277	
OTH CTY.....	-	-	-	-	132	350	350	526	
TOTAL.....	96 600	41 947	41 947	47 267	521 231	273 525	234 126	265 124	
5120730	TARTARIC ACID							(LB)	
ARGENT.....	-	-	-	-	79 366	84 600	84 600	89 550	
FRANCE.....	-	-	-	-	25 353	25 557	25 557	26 769	

Table 2. Schedule A Commodity by Country of Origin,
Customs Value, F.a.s. and C.i.f.—Continued

(For information on coverage, definitions of Customs, f.a.s., and c.i.f. values, see Explanation of Statistics. Shipments valued less than \$251 are shown only under Schedule A commodity number 990.0000 and excluded from all other commodities. OTH CTY represents total for countries averaging under \$1,000 per month based on Customs Value)

Country of origin	Schedule A commodity number, description and unit of quantity							
	Current month				Cumulative, January to date			
	Net quantity	Value (dollars)			Net quantity	Value (dollars)		
Customs		F.a.s.	C.i.f.	Customs		F.a.s.	C.i.f.	
SPAIN.....	61 730	55 342	55 342	58 165	357 978	289 846	289 846	303 844
ITALY.....	39 683	33 952	33 952	36 266	408 953	395 545	395 745	418 959
OTH CTY.....	-	-	-	-	55	583	583	672
TOTAL.....	101 413	89 294	89 294	94 431	871 705	796 131	796 331	839 794
5120740	ACIDS, NSPF AND ACID ANHYDRIDES, ORGANIC							(LB)
CANADA.....	2 061 950	304 450	321 722	321 722	8 991 987	1 299 728	1 376 370	1 377 028
BRAZIL.....	-	-	-	-	264 552	236 200	236 200	244 909
SWEDEN.....	-	-	-	-	80 632	62 484	62 140	66 198
U KING.....	1 877 281	142 760	144 968	186 756	3 876 755	846 487	771 051	901 995
NETHLDs.....	331	7 746	7 746	7 837	223 933	106 057	106 057	125 567
FRANCE.....	11 024	15 666	15 666	16 373	35 342	44 446	44 446	49 150
W GERM.....	993 052	294 485	294 485	324 944	9 995 823	3 136 150	3 127 604	3 457 694
SPAIN.....	247 088	286 377	286 619	299 401	1 443 484	1 493 967	1 494 401	1 567 698
NETHLDs.....	3 200	11 832	12 023	12 418	30 597	65 855	66 046	69 542
POLAND.....	-	-	-	-	176 379	74 687	74 687	82 839
SPAIN.....	-	-	-	-	130 057	45 970	45 970	51 823
ITALY.....	-	-	-	-	203 718	97 265	97 265	107 665
INDIA.....	440	3 386	3 386	3 466	880	5 386	5 386	5 946
CHINA M.....	33 069	13 116	13 116	14 327	77 711	29 353	29 353	31 895
JAPAN.....	1 272 991	674 435	674 435	743 573	6 043 470	4 677 339	4 645 704	5 037 940
OTH CTY.....	7	261	261	274	2 212	1 968	1 968	2 143
TOTAL.....	6 500 433	1 754 514	1 774 427	1 931 091	31 577 532	12 223 342	12 184 654	13 180 032
5120750	POTASSIUM BITARTRATE, 90% OR MORE BY WEIGHT, AND CREAM OF TARTAR							(LB)
ARGENT.....	-	-	-	-	39 683	27 000	27 000	28 791
SPAIN.....	81 257	70 382	70 382	74 012	319 256	325 725	325 725	340 824
ITALY.....	2 205	2 066	2 066	2 200	46 205	54 675	54 675	57 359
OTH CTY.....	-	-	-	-	4 409	4 460	4 460	4 700
TOTAL.....	83 462	72 448	72 448	76 212	409 553	411 860	411 860	431 674
5120760	SALTS OF ORGANIC ACIDS, NES AND ACYL HALIDES							(LB)
CANADA.....	-	31 358	31 904	31 904	-	73 538	84 029	84 670
SWEDEN.....	-	-	-	-	-	28 388	28 388	36 185
NORWAY.....	-	3 960	3 960	4 068	-	5 546	5 530	7 668
DENMARK.....	-	-	-	-	-	5 974	5 974	6 091
U KING.....	-	17 107	17 092	19 208	-	653 556	637 450	696 085
NETHLDs.....	-	258 555	258 555	284 634	-	491 631	491 631	541 696
FRANCE.....	-	157 391	157 391	169 391	-	720 621	717 621	776 783
W GERM.....	-	884 239	884 179	956 134	-	2 344 373	2 344 643	2 573 006
NETHLDs.....	-	20 153	20 153	21 158	-	207 670	207 690	216 673
SPAIN.....	-	25 200	25 200	26 940	-	114 753	114 753	123 323
ITALY.....	-	-	-	-	-	19 827	19 827	21 274
ISRAEL.....	-	99 148	89 148	95 609	-	137 067	127 067	135 742
CHINA M.....	-	-	-	-	-	169 547	173 290	186 562
KOR REP.....	-	-	-	-	-	10 092	10 092	10 362
JAPAN.....	-	674 381	675 729	723 050	-	2 527 223	2 521 406	2 736 935
OTH CTY.....	-	-	-	-	-	1 308	1 308	1 553
TOTAL.....	-	2 171 492	2 163 311	2 332 096	-	7 511 114	7 490 699	8 154 608
5120770	VINYL ACETATE							(LB)
JAPAN.....	159	261	261	318	4 503 972	1 262 800	1 262 800	1 347 920
OTH CTY.....	-	-	-	-	507	259	259	566
TOTAL.....	159	261	261	318	4 504 479	1 263 059	1 263 059	1 348 486
5120780	ESTERS OF MONOHYDRIC ALCOHOLS, NSPF							(LB)
CANADA.....	12 467	8 472	8 472	8 472	118 897	119 384	119 416	122 510
MEXICO.....	93	459	459	491	729	23 251	23 251	24 066
BRAZIL.....	-	-	-	-	94 920	48 941	48 991	54 832
DENMARK.....	348 327	309 965	309 965	326 093	1 387 046	1 167 446	1 166 802	1 227 813
U KING.....	40 879	32 754	32 754	34 589	5 450 343	2 389 584	2 387 405	2 557 024
NETHLDs.....	-	-	-	-	5 115	6 310	6 310	6 794
FRANCE.....	-	-	-	-	300 353	149 399	149 399	166 371
W GERM.....	1 046 966	789 138	788 020	842 900	7 086 808	3 954 189	3 952 044	4 253 971
NETHLDs.....	-	-	-	-	90 730	154 348	153 093	158 665
JAPAN.....	1 236 121	313 331	313 331	343 655	3 233 615	933 404	933 404	1 021 367
OTH CTY.....	155	1 210	1 210	1 364	4 674	2 720	2 720	3 145
TOTAL.....	2 685 008	1 455 329	1 454 211	1 557 564	17 773 230	8 948 976	8 942 835	9 596 558
5120790	ACIDS, SALTS, AND ESTERS OF FATTY SUBSTANCES, NOT SULFONATED OR SULFATED, NSPF							(LB)
CANADA.....	229 594	16 602	16 662	16 662	1 355 455	108 978	110 238	110 238
MEXICO.....	60 848	12 144	12 359	12 359	60 848	12 359	12 359	12 359
BRAZIL.....	9 921	2 925	2 925	3 353	482 057	154 850	154 850	172 159
SWEDEN.....	24 723	12 061	12 061	13 681	60 536	41 529	41 529	45 604
NORWAY.....	-	-	-	-	69 912	33 405	33 405	36 671
DENMARK.....	-	-	-	-	88 200	60 300	60 300	86 436
U KING.....	85 305	32 936	32 936	36 866	238 988	104 772	104 772	117 235
NETHLDs.....	99 566	34 047	34 047	39 673	694 659	325 265	325 034	356 287
W GERM.....	285 369	146 210	145 689	162 348	1 304 370	720 855	725 301	800 746
NETHLDs.....	-	-	-	-	22 500	35 562	35 562	36 471
ITALY.....	-	-	-	-	17 202	38 073	38 073	39 056
JAPAN.....	188 710	82 265	82 265	91 467	893 478	573 469	571 219	625 801
AUSTRAL.....	-	-	-	-	9 014	22 487	22 489	23 189
REP SAF.....	-	-	-	-	21	7 993	7 993	8 198
OTH CTY.....	2 205	3 147	3 147	3 400	5 912	8 774	8 774	9 727
TOTAL.....	986 241	342 337	342 091	379 809	5 303 152	2 248 456	2 273 948	2 480 177

Table 2. Schedule A Commodity by Country of Origin,
Customs Value, F.a.s. and C.i.f.—Continued

(For information on coverage, definitions of Customs, f.a.s., and c.i.f. values, see Explanation of Statistics. Shipments valued less than \$251 are shown only under Schedule A commodity number 990.000 and excluded from all other commodities. OTH CTY represents total for countries averaging under \$1,000 per month based on Customs Value)

Country of origin	Schedule A commodity number, description and unit of quantity							
	Current month				Cumulative, January to date			
	Net quantity	Value (dollars)			Net quantity	Value (dollars)		
Customs		F.a.s.	C.i.f.	Customs		F.a.s.	C.i.f.	
5120810	AMINO ACIDS							(LB)
CANADA.....	450	494	494	494	34 467	34 755	35 195	35 297
U KING.....	110	2 720	2 720	3 098	224	6 231	6 340	6 901
NETHLDs.....	-	-	-	-	31 500	31 964	31 964	33 607
BELGIUM.....	373 234	326 993	326 993	345 501	933 254	818 951	818 951	862 977
FRANCE.....	718 770	665 322	660 519	691 049	3 865 676	3 860 139	3 838 561	4 005 419
W GERM.....	242 715	221 105	221 105	233 944	1 922 832	1 732 937	1 728 935	1 821 757
SWITZLD.....	1	1 286	1 286	1 301	24	10 145	10 212	10 308
ISRAEL.....	4	719	719	736	107	23 365	23 365	23 913
JAPAN.....	688 685	769 668	754 032	798 757	2 107 726	5 170 329	5 061 042	5 238 967
OTH CTY.....	-	-	-	-	465	4 358	4 358	4 670
TOTAL.....	2 023 969	1 988 307	1 967 868	2 074 880	8 896 275	11 693 174	11 558 923	12 043 816
5120820	CYANURIC CHLORIDE, MELAMINE, AND OTHER COMPOUNDS CONTAINING A TRIAZINE RING							(LB)
CANADA.....	-	-	-	-	171 560	423 601	424 866	428 311
U KING.....	167	1 351	1 351	1 542	22 213	40 032	40 032	41 818
NETHLDs.....	80 000	22 329	21 033	22 800	568 132	489 631	483 622	495 739
BELGIUM.....	541 720	242 816	242 816	270 642	2 124 245	937 671	937 671	1 044 833
FRANCE.....	-	-	-	-	308 644	247 625	247 625	263 900
W GERM.....	658 554	1 358 143	1 358 143	1 400 881	2 745 800	5 644 141	5 642 141	5 822 804
SWITZLD.....	35 274	27 489	26 649	29 299	70 549	51 389	49 729	54 912
ITALY.....	359 437	500 750	396 400	416 695	1 451 459	1 698 570	1 594 220	1 662 106
ISRAEL.....	60 000	116 349	116 349	123 003	182 800	351 337	351 337	369 923
KOR REP.....	-	-	-	-	167 564	56 931	56 931	66 986
JAPAN.....	590 289	323 779	321 010	358 271	3 006 645	1 777 898	1 772 464	1 963 354
TOTAL.....	2 325 441	2 593 006	2 483 751	2 623 133	10 819 611	11 718 826	11 600 638	12 214 686
5120830	MONOSODIUM GLUTAMATE							(LB)
PERU.....	-	-	-	-	8 650	13 764	13 764	14 609
W GERM.....	-	-	-	-	88 184	52 761	52 761	56 161
ITALY.....	-	-	-	-	44 092	51 090	51 090	53 209
KOR REP.....	122 027	66 269	66 269	72 758	693 160	361 403	361 403	400 837
CHINA T.....	72 000	40 524	40 524	43 852	367 750	208 757	208 757	228 157
JAPAN.....	185 219	125 414	122 199	137 638	2 674 463	1 701 759	1 594 844	1 787 842
OTH CTY.....	-	-	-	-	750	1 488	1 488	1 758
TOTAL.....	379 246	232 207	228 992	254 248	3 877 049	2 391 022	2 284 107	2 542 573
5120840	THIOUREA, THIOUREA DIOXIDE AND OTHER THIOAMIDES, THIOCARBAMATES, THIOCYANATES, ETC							(LB)
CANADA.....	45 030	29 327	29 683	29 683	76 030	50 765	51 494	51 494
COLOMB.....	500 003	300 150	300 150	328 208	500 003	300 150	300 150	328 208
BRAZIL.....	150 000	127 710	127 710	141 269	150 000	127 710	127 710	141 269
U KING.....	-	-	-	-	228 500	423 624	423 624	432 466
NETHLDs.....	33 591	19 455	19 455	21 488	263 202	186 382	186 382	201 473
BELGIUM.....	999 188	1 906 496	1 906 496	1 984 790	2 434 359	4 424 598	4 423 728	4 561 714
FRANCE.....	-	-	-	-	117 404	86 002	86 002	92 952
W GERM.....	-	-	-	-	218 061	201 113	201 112	212 685
POLAND.....	8 818	5 269	5 269	5 800	52 910	22 719	22 719	25 799
YUGOSLV.....	-	-	-	-	11 023	12 500	12 500	13 091
JAPAN.....	103 646	54 382	54 382	59 731	730 057	315 286	315 286	346 353
TOTAL.....	1 840 276	2 442 789	2 443 145	2 570 969	4 781 549	6 150 849	6 150 716	6 407 504
5120850	DICYANDIAMIDE, GUANIDINE SALTS AND OTHER ACYCLIC AMIDINES							(LB)
CANADA.....	2 039 170	769 569	800 039	800 039	8 753 545	3 415 186	3 518 119	3 514 376
NORWAY.....	67 200	22 046	22 046	24 669	504 000	165 343	165 343	184 662
W GERM.....	7 606	4 299	4 299	4 566	187 844	138 179	138 179	147 013
JAPAN.....	-	-	-	-	40 000	14 366	14 366	16 000
OTH CTY.....	-	-	-	-	518	2 205	2 205	2 356
TOTAL.....	2 113 976	795 914	826 384	829 274	9 485 907	3 735 279	3 838 212	3 864 407
5120860	3-AMINO-1,2,4-TRIAZOLE							(LB)
FRANCE.....	112 435	187 372	187 372	190 677	749 562	1 177 404	1 178 404	1 203 896
W GERM.....	82 674	118 006	118 006	122 768	249 231	357 621	357 621	371 404
JAPAN.....	-	-	-	-	41 923	109 335	109 335	112 737
TOTAL.....	195 109	305 378	305 378	313 445	1 040 716	1 644 360	1 645 360	1 688 037
5120870	NITROGENOUS COMPOUNDS, NSPF							(LB)
CANADA.....	1 674 938	488 455	451 926	488 614	6 522 710	2 037 995	1 942 253	2 041 023
MEXICO.....	-	-	-	-	55 440	28 237	28 237	28 528
SWEDEN.....	472	54 002	49 322	53 384	92 895	536 847	524 546	541 085
DENMARK.....	-	-	-	-	29 079	34 765	35 267	39 969
U KING.....	1 167 830	389 945	390 055	459 263	3 339 662	2 002 218	1 998 015	2 162 659
NETHLDs.....	510 281	331 539	331 539	386 236	2 077 952	1 582 296	1 621 330	1 809 309
BELGIUM.....	10 892	7 881	7 885	9 025	253 768	193 615	193 698	220 546
FRANCE.....	165 489	480 700	480 700	493 233	1 180 360	1 687 186	1 685 893	1 798 410
W GERM.....	791 090	719 361	717 300	760 900	4 883 927	5 158 534	5 043 309	5 325 520
SWITZLD.....	744 582	1 410 062	1 413 913	1 530 588	2 788 861	4 800 189	4 806 733	5 052 129
ITALY.....	386 995	683 325	526 524	554 202	1 658 196	2 977 917	2 814 540	2 932 213
ROMANIA.....	1 096 898	616 406	616 406	641 836	1 908 963	1 072 479	1 072 479	1 117 865
ISRAEL.....	2	890	890	927	17	10 444	10 444	10 666
JAPAN.....	143 828	495 155	478 335	508 349	16 533 321	12 338 275	12 240 849	13 048 542
OTH CTY.....	127	3 915	3 915	4 167	1 278	8 007	8 007	8 498
TOTAL.....	6 693 434	5 681 636	5 468 710	5 890 724	41 326 029	34 469 004	34 025 600	36 136 962

Table 2. Schedule A Commodity by Country of Origin,
Customs Value, F.a.s. and C.i.f.—Continued

(For information on coverage, definitions of Customs, f.a.s., and c.i.f. values, see Explanation of Statistics. Shipments valued less than \$251 are shown only under Schedule A commodity number 990.0000 and excluded from all other commodities. OTH CTY represents total for countries averaging under \$1,000 per month based on Customs Value)

Country of origin	Schedule A commodity number, description and unit of quantity							
	Current month			Cumulative, January to date				
	Net quantity	Value (dollars)			Net quantity	Value (dollars)		
Customs		F.a.s.	C.i.f.	Customs		F.a.s.	C.i.f.	
5120910	AROMATIC OR ODORIFEROUS SUBSTANCES, NSPF, 10% OR LESS ALCOHOL, NOT ARTIFICIAL MIXTURES						(LB)	
MEXICO.....	-	-	-	-	6 627	13 656	13 656	13 970
BRAZIL.....	437 260	89 253	89 253	98 388	437 260	89 253	89 253	98 388
U KING.....	29 079	96 081	87 129	99 194	160 235	685 872	675 365	703 712
NETHLDS.....	125	5 313	5 313	5 532	123 879	375 656	365 653	390 862
FRANCE.....	124 772	562 947	562 947	574 188	210 038	1 194 804	1 194 815	1 185 755
W GERM.....	10 682	49 432	49 433	50 572	93 074	355 218	355 846	365 438
SWITZLD.....	2 756	54 375	54 375	56 742	95 817	688 051	686 785	707 249
SPAIN.....	16 942	25 706	25 706	27 927	93 123	133 872	133 748	145 537
JAPAN.....	25 407	150 546	140 991	156 617	80 750	642 815	633 255	659 766
AUSTRAL.....	-	-	-	-	794	6 976	6 976	7 149
OTH CTY.....	-	-	-	-	7 774	8 736	8 736	9 494
TOTAL.....	647 023	1 033 653	1 015 147	1 069 160	1 309 371	4 194 909	4 164 088	4 287 320
5120920	MENTHOL						(LB)	
BRAZIL.....	26 000	381 855	381 855	389 260	347 097	7 075 464	7 076 909	7 201 796
W GERM.....	-	-	-	-	6 614	106 624	106 624	107 924
SPAIN.....	1 102	12 676	12 676	12 816	8 820	154 868	154 868	157 383
HG KONG.....	5 000	83 300	83 300	84 195	5 000	83 300	83 300	84 195
CHINA T.....	-	-	-	-	34 300	604 972	604 987	612 101
JAPAN.....	-	-	-	-	20 000	281 023	281 023	286 741
AUSTRAL.....	-	-	-	-	2 205	28 411	28 411	28 738
OTH CTY.....	-	-	-	-	20	453	453	453
TOTAL.....	32 102	477 831	477 831	486 271	424 056	8 335 115	8 336 575	8 479 331
5120930	DRUGS AND RELATED PRODUCTS, ORGANIC, NSPF						(LB)	
CANADA.....	-	21 055	21 033	21 043	-	182 210	183 487	185 805
BAHAMAS.....	-	120 000	120 000	120 196	-	600 000	600 000	600 973
BRAZIL.....	-	-	-	-	-	8 357	8 357	8 589
SWEDEN.....	-	16 189	16 150	16 538	-	88 084	88 045	90 544
NORWAY.....	-	-	-	-	-	11 340	11 340	13 065
FINLAND.....	-	-	-	-	-	37 771	37 771	40 650
DENMARK.....	-	-	-	-	-	108 914	106 708	110 312
U KING.....	-	17 438	16 964	17 538	-	360 138	358 586	378 663
NETHLDS.....	-	25 457	25 457	26 700	-	347 318	347 288	361 879
FRANCE.....	-	112 041	112 041	116 239	-	237 378	237 378	250 634
W GERM.....	-	179 893	179 901	185 866	-	1 000 118	996 887	1 024 991
SWITZLD.....	-	50 980	50 980	52 699	-	257 768	258 263	264 833
POLAND.....	-	-	-	-	-	25 013	25 013	26 000
SPAIN.....	-	-	-	-	-	85 104	84 117	89 849
ITALY.....	-	-	-	-	-	164 050	164 050	169 177
YUGOSLV.....	-	11 995	11 995	12 550	-	18 064	18 064	18 980
JAPAN.....	-	125 843	121 008	127 376	-	481 781	458 920	488 697
OTH CTY.....	-	-	-	-	-	3 091	3 130	3 443
TOTAL.....	-	680 891	675 529	696 745	-	4 016 499	3 987 404	4 127 084
5120940	CAMPHOR, NATURAL OR SYNTHETIC						(LB)	
U KING.....	40 234	37 097	37 097	39 551	282 702	243 672	246 102	264 724
W GERM.....	80 254	77 310	77 310	83 771	251 508	237 693	237 765	255 067
CHINA M.....	-	-	-	-	187 391	145 687	145 687	161 113
CHINA T.....	-	-	-	-	72 752	307 599	307 599	314 550
JAPAN.....	-	-	-	-	2 300	5 932	6 036	6 614
TOTAL.....	120 488	114 407	114 407	123 322	796 653	940 583	943 189	1 002 068
5120950	LACTONES, SULFUR COMPOUNDS, TETRAETHYL LEAD AND OTHER ORGANIC COMPOUNDS, NSPF						(LB)	
CANADA.....	852 812	90 720	96 346	96 357	13 705 984	1 622 855	1 619 287	1 631 679
SWEDEN.....	-	-	-	-	8 047	9 865	7 462	7 957
U KING.....	772	4 014	4 014	4 122	85 306	104 346	104 346	110 752
NETHLDS.....	-	-	-	-	40 538	8 408	8 408	10 844
BELGIUM.....	7	2 170	2 170	2 210	13 070	26 528	26 528	27 603
FRANCE.....	86 970	40 282	40 172	44 961	652 288	311 026	310 941	346 327
W GERM.....	99 792	268 468	268 445	280 938	938 164	1 760 221	1 760 248	1 849 404
SWITZLD.....	2 712	76 698	76 698	78 928	13 699	369 470	368 856	378 211
SPAIN.....	15 432	58 185	56 866	59 107	32 778	135 191	133 872	138 531
PORTUGL.....	21 826	65 173	65 173	68 282	88 000	328 907	327 815	342 866
ISRAEL.....	12	2 472	2 472	2 535	188	45 583	45 583	46 827
JAPAN.....	1 441	7 380	7 380	7 771	399 549	1 192 564	1 193 365	1 228 912
AUSTRAL.....	-	-	-	-	9 855	45 084	45 084	46 229
OTH CTY.....	2 555	2 432	2 432	2 523	80 223	11 234	11 333	11 646
TOTAL.....	1 084 331	617 994	622 168	647 734	16 067 689	5 971 282	5 963 128	6 177 788
5120960	RENNET AND OTHER ENZYMES AND FERMENTS, NES						(LB)	
CANADA.....	8 390	20 447	20 719	20 719	178 892	298 018	307 753	307 800
MEXICO.....	306	556	556	668	986	19 156	19 156	19 485
BRAZIL.....	53 757	234 216	234 216	253 122	269 794	774 870	774 870	865 700
DENMARK.....	90 679	378 574	339 440	348 274	2 052 934	3 425 899	3 386 819	3 534 674
U KING.....	45 479	145 273	145 273	149 062	160 288	372 298	372 298	383 953
NETHLDS.....	121	2 412	2 412	2 674	43 349	271 855	271 855	282 788
BELGIUM.....	267 708	499 755	499 755	519 442	473 880	925 078	917 068	951 584
FRANCE.....	11	1 558	1 558	1 607	236	21 587	21 587	22 191
W GERM.....	210 596	876 510	555 054	582 943	779 785	2 278 318	1 477 820	1 556 636
AUSTRIA.....	2	1 341	1 341	1 380	13	5 241	5 241	5 320
SWITZLD.....	41 130	257 500	257 638	262 041	46 662	298 814	298 673	304 300
ITALY.....	2	345	345	380	175	23 786	23 786	24 461

Table 2. Schedule A Commodity by Country of Origin,
Customs Value, F.a.s. and C.i.f.—Continued

(For information on coverage, definitions of Customs, f.a.s., and c.i.f. values, see Explanation of Statistics. Shipments valued less than \$251 are shown only under Schedule A commodity number 990.0000 and excluded from all other commodities. OTH CTY represents total for countries averaging under \$1,000 per month based on Customs Value)

Country of origin	Schedule A commodity number, description and unit of quantity								
	Current month				Cumulative, January to date				
	Net quantity	Value (dollars)			Net quantity	Value (dollars)			
Customs		F.a.s.	C.i.f.	Customs		F.a.s.	C.i.f.		
ISRAEL.....	1	1 125	1 125	1 138	3 684	20 200	20 200	20 638	
INDIA.....	-	-	-	-	12 125	48 182	48 182	51 552	
CHINA T.....	-	-	-	-	1 102	17 200	17 200	18 416	
JAPAN.....	10 718	160 151	160 151	163 485	75 788	784 290	784 290	801 321	
AUSTRAL.....	-	-	-	-	1 433	79 400	79 400	79 977	
N ZEAL.....	-	-	-	-	37 405	184 040	184 040	189 037	
ZAIRE.....	11 783	83 955	83 955	90 434	68 888	481 124	481 112	514 697	
REP SAF.....	10 075	116 435	116 435	122 271	18 470	162 198	162 198	190 752	
OTH CTY.....	3 004	3 652	3 593	3 770	11 784	8 955	8 830	9 656	
TOTAL.....	753 762	2 783 805	2 423 566	2 523 410	4 237 673	10 520 509	9 682 384	10 135 498	
5120970	LEVULOSE AND OTHER POLYSACCHARIDES, RARE SACCHARIDES, AND THEIR POLYHYDRIC ALCOHOLS (LB)								
MEXICO.....	74 063	23 879	26 219	26 219	74 063	23 879	26 219	26 219	
BRAZIL.....	-	-	-	-	188 331	114 940	114 940	125 008	
SWEDEN.....	7 402	18 128	17 243	18 177	14 164	136 076	134 017	136 256	
FINLAND.....	441	1 210	1 210	1 466	143 846	102 813	102 813	112 268	
DENMARK.....	19 841	24 788	24 788	27 000	169 752	209 297	209 027	220 422	
U KING.....	3 308	4 548	4 548	5 146	3 364	7 828	7 828	8 558	
NETHLD.....	62 056	65 565	65 565	68 639	677 545	628 903	628 903	657 147	
BELGIUM.....	-	-	-	-	11 023	10 213	10 213	11 250	
FRANCE.....	439 301	87 818	87 818	109 397	922 947	352 122	362 122	405 181	
W GERM.....	75 354	83 524	83 524	88 560	206 508	170 836	170 836	181 158	
SWITZLD.....	9	995	995	1 029	25 032	45 699	45 703	47 245	
ITALY.....	661	5 204	5 204	5 379	341 271	320 792	320 792	340 161	
KOR REP.....	-	-	-	-	2 205	10 701	10 701	11 105	
JAPAN.....	155 350	52 152	51 533	58 208	1 054 693	397 239	394 211	436 968	
OTH CTY.....	3 100	1 110	1 002	1 431	12 611	6 064	5 972	7 479	
TOTAL.....	840 886	368 921	369 649	410 673	3 847 355	2 537 402	2 544 297	2 726 425	
5132100	CHLORINE (LB)								
CANADA.....	14 323 540	895 847	724 952	914 753	57 723 071	3 373 339	2 926 268	3 425 598	
TOTAL.....	14 323 540	895 847	724 952	914 753	57 723 071	3 373 339	2 926 268	3 425 598	
5132200	IODINE, CRUDE AND RESUBLIMED, AND BROMINE (LB)								
CHILE.....	-	-	-	-	221 231	531 230	531 230	532 921	
JAPAN.....	533 600	1 204 008	1 204 007	1 237 126	2 478 600	5 360 706	5 360 716	5 513 289	
OTH CTY.....	-	-	-	-	684	2 727	2 727	2 848	
TOTAL.....	533 600	1 204 008	1 204 007	1 237 126	2 700 515	5 894 663	5 894 673	6 049 056	
5132420	SELENIUM, UNWROUGHT, EXCEPT ALLOYS, INCLUDING WASTE AND SCRAP (LB)								
CANADA.....	27 398	583 062	583 317	583 317	203 040	2 964 298	2 965 727	2 965 727	
MEXICO.....	8 158	71 760	71 795	72 419	14 772	140 040	149 443	140 166	
PERU.....	-	-	-	-	2 823	43 858	43 858	44 151	
U KING.....	-	-	-	-	12 961	136 053	136 053	139 353	
NETHLD.....	-	-	-	-	7 014	99 569	99 569	100 755	
BELGIUM.....	5 307	51 637	51 537	51 871	5 307	51 637	51 537	51 871	
W GERM.....	-	-	-	-	520	11 594	11 594	12 145	
YUGOSLV.....	6 614	67 792	67 792	69 308	8 818	92 580	92 469	94 550	
BULGAR.....	-	-	-	-	11 023	164 572	164 572	166 554	
JAPAN.....	7 716	79 250	79 250	80 193	42 359	501 399	501 399	508 007	
OTH CTY.....	12	420	420	430	12	420	420	430	
TOTAL.....	55 205	853 921	854 111	857 538	308 649	4 206 020	4 206 641	4 223 769	
5132440	METALLOIDS, EXCEPT ALLOYS, INCLUDING WASTE AND SCRAP, NSPF								
CANADA.....	-	192 592	194 499	194 666	-	1 668 510	1 677 478	1 677 645	
PERU.....	-	-	-	-	-	143 555	143 555	146 155	
SWEDEN.....	-	212 559	212 999	220 609	-	608 786	610 018	646 609	
NORWAY.....	-	-	-	-	-	219 656	219 531	230 984	
DENMARK.....	-	10 141	10 141	10 228	-	36 506	36 506	36 831	
U KING.....	-	868	868	925	-	7 537	7 537	7 899	
BELGIUM.....	-	4 459	4 459	4 709	-	31 611	31 611	33 081	
W GERM.....	-	186 890	180 993	191 919	-	672 000	644 053	685 616	
CZECHO.....	-	-	-	-	-	69 759	69 759	72 684	
YUGOSLV.....	-	71 025	71 025	82 672	-	344 470	344 470	371 249	
JAPAN.....	-	105 313	118 131	108 394	-	637 558	682 414	683 344	
TOTAL.....	-	783 847	793 115	814 122	-	4 439 948	4 466 932	4 592 117	
5132500	MERCURY, EXCEPT ALLOYS, INCLUDING WASTE AND SCRAP (LB)								
CANADA.....	85 500	155 692	158 797	158 797	442 320	1 009 374	1 024 652	1 024 652	
MEXICO.....	32 256	82 071	82 499	83 427	141 769	387 320	389 877	392 142	
PERU.....	15 200	44 000	44 000	45 276	70 334	184 495	184 501	190 550	
SWEDEN.....	198	3 293	3 293	3 345	330	6 336	6 336	6 482	
FINLAND.....	1 543	3 771	3 771	3 894	6 403	6 403	6 403	6 589	
FRANCE.....	30 423	80 791	80 791	85 470	30 423	80 791	80 791	85 470	
USSR.....	-	-	-	-	45 624	122 533	122 617	127 379	
SPAIN.....	34 226	89 460	89 460	93 734	203 226	601 143	601 143	628 496	
ITALY.....	37 525	10 440	10 440	15 842	256 878	607 139	607 139	640 183	
YUGOSLV.....	-	-	-	-	26 621	81 130	81 130	83 621	
TURKEY.....	-	-	-	-	4 411	13 804	13 804	14 367	
CHINA M.....	-	-	-	-	26 621	64 885	64 885	67 598	
ALGERIA.....	-	-	-	-	345 990	943 230	943 230	996 784	
TOTAL.....	236 871	469 518	473 051	489 785	1 597 192	4 108 583	4 126 508	4 264 313	

Table 2. Schedule A Commodity by Country of Origin,
Customs Value, F.a.s. and C.i.f.—Continued

(For information on coverage, definitions of Customs, f.a.s., and c.i.f. values, see Explanation of Statistics. Shipments valued less than \$251 are shown only under Schedule A commodity number 990.0000 and excluded from all other commodities. OTH CTY represents total for countries averaging under \$1,000 per month based on Customs Value)

Country of origin	Schedule A commodity number, description and unit of quantity							
	Current month				Cumulative, January to date			
	Net quantity	Value (dollars)			Net quantity	Value (dollars)		
Customs		F.a.s.	C.i.f.	Customs		F.a.s.	C.i.f.	
5132720	CARBON							(LB)
CANADA.....	740 000	354 495	342 586	358 476	2 534 670	1 116 222	1 091 072	1 133 559
TOTAL.....	740 000	354 495	342 586	358 476	2 534 670	1 116 222	1 091 072	1 133 559
5132740	CARBON BLACK AND LAMPBLACK							(LB)
CANADA.....	1 595 960	174 909	188 407	188 407	11 435 160	1 062 643	1 155 131	1 155 131
W GERM.....	-	-	-	-	184 467	56 563	56 562	66 592
SWITZLD.....	-	-	-	-	3 869	9 459	9 497	9 899
INDNSIA.....	465 000	51 150	51 150	95 323	1 148 626	200 824	200 824	316 667
KENYA.....	-	-	-	-	90 000	9 650	9 650	10 615
OTH CTY.....	-	-	-	-	20 728	4 505	4 505	6 322
TOTAL.....	2 060 960	226 059	239 557	283 730	12 882 850	1 343 644	1 436 169	1 565 226
5132900	CHEMICAL ELEMENTS AND OTHER BASE METALS, UNWROUGHT AND WASTE AND SCRAP THEREOF, NSPF							(LB)
CANADA.....	1 556 846	100 489	106 548	106 548	12 528 242	410 305	427 063	430 546
U KING.....	3 837	15 644	15 644	16 311	4 370	18 429	18 367	19 231
FRANCE.....	-	-	-	-	6 032	14 922	14 922	15 567
W GERM.....	282	10 626	10 626	11 245	1 316	63 209	63 210	65 655
USSR.....	-	-	-	-	2 206	34 298	34 298	34 490
OTH CTY.....	220	1 241	1 241	1 370	1 129	2 901	2 901	3 467
TOTAL.....	1 561 185	128 000	134 059	135 474	12 543 295	544 064	560 761	568 956
5133100	HYDROCHLORIC ACID							(LB)
CANADA.....	3 166 396	110 256	118 393	118 393	39 317 465	1 122 581	1 183 590	1 183 600
SWEDEN.....	-	-	-	-	3 556	6 659	6 659	7 002
OTH CTY.....	8 519	298	298	298	12 688	1 232	1 232	1 261
TOTAL.....	3 174 915	110 554	118 691	118 691	39 333 709	1 130 472	1 191 481	1 191 863
5133200	SULFUR DIOXIDE							(STN)
CANADA.....	3 928	207 922	250 125	250 125	17 889	906 499	1 023 287	1 023 287
TOTAL.....	3 928	207 922	250 125	250 125	17 889	906 499	1 023 287	1 023 287
5133300	SULFURIC ACID							(LB)
CANADA.....	47 676 676	351 343	379 864	428 769	225 311 291	1 671 548	1 785 141	2 075 665
MEXICO.....	792 800	6 157	6 157	6 157	792 800	6 157	6 157	6 157
N ANTIL.....	-	-	-	-	6 803 215	102 421	102 421	203 669
NORWAY.....	-	-	-	-	13 000 000	314 547	314 547	463 319
OTH CTY.....	-	-	-	-	244 719	3 200	3 629	3 703
TOTAL.....	48 469 476	357 500	386 021	434 926	246 152 025	2 097 873	2 211 895	2 752 513
5133400	NITRIC ACID							(LB)
CANADA.....	489 800	16 732	17 352	17 352	4 494 180	153 521	159 637	159 637
OTH CTY.....	176	1 276	1 276	1 437	232 876	6 588	5 829	6 366
TOTAL.....	489 976	18 008	18 628	18 789	4 727 056	160 109	165 466	166 003
5133500	PHOSPHORIC ACID							(LB)
CANADA.....	40 420	6 956	7 076	7 076	1 043 160	185 684	195 138	195 138
OTH CTY.....	4	282	282	309	2 219	5 800	5 800	6 069
TOTAL.....	40 424	7 238	7 358	7 385	1 045 379	191 484	200 938	201 207
5133600	ARSENIC ACID AND ARSENIC TRIOXIDE							(LB)
MEXICO.....	442 053	63 574	66 408	66 308	3 403 492	488 296	506 008	505 908
SWEDEN.....	-	-	-	-	2 206 364	115 622	115 622	277 646
FRANCE.....	159 436	34 001	34 001	39 925	753 553	165 032	165 031	193 697
SW AFR.....	-	-	-	-	1 939 770	252 171	252 171	345 403
OTH CTY.....	-	-	-	-	26	800	800	826
TOTAL.....	601 489	97 575	100 409	106 233	8 303 205	1 021 921	1 039 632	1 323 480
5133700	BORIC ACID							(LB)
FRANCE.....	-	-	-	-	94 797	12 530	12 530	14 666
ITALY.....	-	-	-	-	20 071	9 897	9 897	12 288
TURKEY.....	-	-	-	-	220 460	33 500	33 500	35 175
OTH CTY.....	-	-	-	-	4 409	2 095	2 095	2 436
TOTAL.....	-	-	-	-	339 737	58 022	58 022	64 565
5133920	SULFAMIC ACID							(LB)
JAPAN.....	305 500	37 314	37 314	49 164	1 517 000	175 266	175 266	228 395
OTH CTY.....	-	-	-	-	4 386	1 536	1 536	1 631
TOTAL.....	305 500	37 314	37 314	49 164	1 521 386	176 802	176 802	230 026
5133940	INORGANIC ACIDS AND OXYGEN COMPOUNDS OF NON-METALS OR METALLOIDS, NSPF							(LB)
CANADA.....	6 271 357	1 249 803	1 302 845	1 302 845	27 905 669	5 293 872	5 483 202	5 483 202
MEXICO.....	78 444	20 553	20 430	20 430	1 218 557	309 284	307 685	307 685
U KING.....	158 753	107 519	107 519	115 187	1 392 692	746 017	747 952	800 185
FRANCE.....	-	-	-	-	17 656	39 103	39 057	40 527
W GERM.....	21 956	54 110	54 110	55 811	121 438	857 935	858 217	873 957
SWITZLD.....	1 851	2 245	2 259	2 562	7 319	9 202	9 216	9 934
JAPAN.....	1 525	15 564	15 564	15 934	507 995	215 955	215 985	265 305
TOTAL.....	6 533 886	1 449 794	1 502 727	1 512 769	31 171 326	7 471 368	7 661 314	7 780 795

Table 2. Schedule A Commodity by Country of Origin, Customs Value, F.a.s. and C.i.f.—Continued

(For information on coverage, definitions of Customs, f.a.s., and c.i.f. values, see Explanation of Statistics. Shipments valued less than \$251 are shown only under Schedule A commodity number 990.0000 and excluded from all other commodities. OTH CTY represents total for countries averaging under \$1,000 per month based on Customs Value)

Country of origin	Schedule A commodity number, description and unit of quantity							
	Current month				Cumulative, January to date			
	Net quantity	Value (dollars)			Net quantity	Value (dollars)		
Customs		F.a.s.	C.i.f.	Customs		F.a.s.	C.i.f.	
5135100	ZINC OXIDE NOT CONTAINING LEAD							(LB)
CANADA.....	793 000	326 092	326 169	326 169	3 294 727	1 353 664	1 369 908	1 369 908
MEXICO.....	541 713	137 081	138 040	138 040	5 462 316	1 431 248	1 441 023	1 442 059
NETHLDs.....	-	-	-	-	120 000	50 476	50 476	55 133
W GERM.....	-	-	-	-	5 016	7 589	7 589	8 079
REP SAF.....	-	-	-	-	110 230	48 210	48 209	56 256
OTH CTY.....	-	-	-	-	5 933	2 914	2 914	3 385
TOTAL.....	1 334 713	463 173	464 209	464 209	8 998 222	2 894 101	2 920 179	2 934 820
5135300	IRON OXIDE AND HYDROXIDE PIGMENTS, SYNTHETIC AND NATURAL PIGMENTS NES							(LB)
CANADA.....	1 251 450	133 463	141 859	141 859	5 064 410	519 992	564 804	564 804
MEXICO.....	66 150	11 402	11 402	11 402	407 900	70 660	72 637	72 637
U KING.....	88 112	19 562	19 316	22 954	610 584	115 252	117 518	143 046
W GERM.....	878 223	187 611	183 615	209 603	9 790 389	2 429 500	2 385 276	2 737 006
SPAIN.....	138 184	11 724	11 218	16 779	745 926	49 558	49 021	80 067
JAPAN.....	36 000	22 680	22 680	24 316	969 032	231 078	229 680	276 160
OTH CTY.....	-	-	-	-	50 817	3 305	3 305	5 389
TOTAL.....	2 458 119	386 442	390 090	426 913	17 639 058	3 419 345	3 422 241	3 879 109
5135400	COBALT OXIDE AND ZAFFER							(LB)
BELGIUM.....	-	-	-	-	41 667	140 394	140 394	142 058
OTH CTY.....	-	-	-	-	617	2 924	2 924	3 095
TOTAL.....	-	-	-	-	42 284	143 318	143 318	145 153
5135500	TITANIUM DIOXIDE							(LB)
CANADA.....	529 108	179 342	182 428	182 428	2 232 858	736 779	747 332	749 178
FINLAND.....	108 000	30 750	30 750	33 369	664 000	205 556	205 556	222 018
U KING.....	310 731	97 004	97 004	110 326	3 402 319	1 063 189	1 056 269	1 195 717
FRANCE.....	272 820	80 933	80 935	91 701	1 892 252	577 846	567 584	641 633
W GERM.....	745 452	304 682	304 957	328 379	3 298 382	1 366 215	1 366 290	1 475 194
CZECHO.....	-	-	-	-	42 000	23 715	23 715	25 048
ITALY.....	-	-	-	-	13 228	5 400	5 400	6 156
JAPAN.....	77 161	18 771	18 771	21 405	453 927	134 462	134 462	151 787
AUSTRAL.....	-	-	-	-	80 000	24 026	24 026	27 840
OTH CTY.....	220	608	638	638	4 629	2 676	2 706	2 939
TOTAL.....	2 043 492	712 090	715 483	768 246	12 083 595	4 139 864	4 133 340	4 497 510
5135620	LITHARGE							(LB)
CANADA.....	55 200	11 868	12 577	12 577	71 200	15 300	16 209	16 209
MEXICO.....	539 410	127 071	122 277	122 277	2 861 431	680 131	667 585	667 585
FRANCE.....	-	-	-	-	16 535	5 185	5 185	6 112
TOTAL.....	594 610	138 939	134 854	134 854	2 949 166	700 616	688 979	689 906
5135640	ORANGE MINERAL, RED LEAD AND SUBOXIDE OF LEAD							(LB)
MEXICO.....	44 000	11 616	10 088	10 088	88 000	26 413	24 885	24 885
TOTAL.....	44 000	11 616	10 088	10 088	88 000	26 413	24 885	24 885
5136100	AMMONIA, ANHYDROUS, LIQUID ANHYDROUS AND AQUA							(LB)
CANADA.....	-	3 257 010	3 311 930	3 314 653	-	9 364 052	9 691 679	9 694 538
MEXICO.....	-	-	-	-	-	1 443 756	1 443 756	1 568 567
TRINID.....	-	284 004	284 004	317 453	-	4 032 646	4 032 646	4 695 309
N ANTIL.....	-	947 649	947 649	1 020 099	-	3 607 311	3 607 311	3 873 167
COLOMB.....	-	-	-	-	-	2 059 772	2 059 772	2 171 647
VENEZ.....	-	-	-	-	-	2 217 478	2 217 478	2 346 038
DENMARK.....	-	-	-	-	-	1 128 755	1 128 755	1 421 427
U KING.....	-	-	-	-	-	2 143 883	2 143 883	2 395 400
NETHLDs.....	-	-	-	-	-	7 931 420	7 931 420	8 496 253
BELGIUM.....	-	-	-	-	-	2 750 477	2 750 477	2 941 856
ARAB EM.....	-	6 125 952	6 125 952	6 397 904	-	6 125 952	6 125 952	6 397 904
JAPAN.....	-	1 017 912	1 017 912	1 082 427	-	13 663 497	13 663 497	17 328 897
AUSTRAL.....	-	2 523 093	2 523 093	2 702 413	-	6 635 191	6 635 192	7 860 301
TOTAL.....	-	14 155 620	14 210 540	14 834 949	-	63 104 190	63 431 818	71 191 304
5136200	SODIUM HYDROXIDE							(LB)
CANADA.....	2 903 247	196 279	211 608	211 804	27 629 365	1 359 528	1 422 298	1 454 860
SWEDEN.....	161 358	30 908	30 908	36 700	1 054 979	197 801	197 801	235 265
NETHLDs.....	-	-	-	-	1 287 650	11 363	11 363	11 363
BELGIUM.....	-	-	-	-	10 154 870	979 063	979 063	1 003 963
FRANCE.....	-	-	-	-	14 436 182	3 060 766	2 993 356	3 344 623
W GERM.....	5 398 078	315 595	315 595	382 887	21 013 943	1 102 705	1 102 705	1 303 802
ITALY.....	-	-	-	-	4 412 551	700 532	685 148	743 205
CHINA T.....	-	-	-	-	2 204 600	340 000	340 000	400 143
JAPAN.....	-	-	-	-	20 609 650	2 109 294	2 109 294	2 810 685
TOTAL.....	8 462 683	542 782	558 111	631 391	101 803 790	9 861 052	9 841 028	11 307 909
5136300	POTASSIUM HYDROXIDE							(LB)
CANADA.....	-	-	-	-	127 634	13 934	15 317	15 317
SWEDEN.....	121 500	29 934	29 934	34 269	356 106	94 115	92 462	108 234
NETHLDs.....	-	-	-	-	120 000	22 739	22 719	26 610
BELGIUM.....	441 118	102 415	102 415	116 052	441 118	102 415	102 415	116 052
FRANCE.....	39 709	7 332	7 332	13 644	2 684 205	572 257	572 257	663 510

Table 2. Schedule A Commodity by Country of Origin,
Customs Value, F.a.s. and C.i.f.—Continued

(For information on coverage, definitions of Customs, f.a.s., and c.i.f. values, see Explanation of Statistics. Shipments valued less than \$251 are shown only under Schedule A commodity number 990.0000 and excluded from all other commodities. OTH CTY represents total for countries averaging under \$1,000 per month based on Customs Value)

Country of origin	Schedule A commodity number, description and unit of quantity							
	Current month				Cumulative, January to date			
	Net quantity	Value (dollars)			Net quantity	Value (dollars)		
Customs		F.a.s.	C.i.f.	Customs		F.a.s.	C.i.f.	
W GERM.....	396 002	76 657	76 657	91 156	1 280 469	250 833	250 851	296 601
JAPAN.....	661 380	138 672	138 672	183 693	6 916 779	1 216 942	1 216 503	1 601 498
TOTAL.....	1 659 709	355 010	355 010	438 814	11 926 311	2 273 235	2 272 524	2 828 022
5136420	BARIUM DIOXIDE, HYDROXIDE AND OXIDE							(LB)
U KING.....	-	-	-	-	204 316	63 467	63 467	70 059
FRANCE.....	-	-	-	-	345 537	93 473	93 473	104 386
W GERM.....	235 341	72 936	72 936	81 891	1 761 747	532 596	532 796	592 392
USSR.....	-	-	-	-	220 460	38 473	38 473	47 700
SPAIN.....	-	-	-	-	158 732	21 240	21 240	29 420
ITALY.....	238 098	85 362	85 362	97 269	2 085 163	646 871	646 871	752 310
OTH CTY.....	-	-	-	-	22 046	3 380	3 380	4 290
TOTAL.....	473 439	158 298	158 298	179 160	4 798 001	1 399 500	1 399 700	1 600 557
5136460	MAGNESIUM OXIDE							(LB)
CANADA.....	-	-	-	-	143 604	16 284	16 355	16 355
U KING.....	-	-	-	-	46 101	15 626	15 626	18 136
JAPAN.....	5 000	2 468	2 468	2 800	56 000	41 063	41 063	43 529
OTH CTY.....	-	-	-	-	660	3 899	3 915	4 081
TOTAL.....	5 000	2 468	2 468	2 800	246 365	76 872	76 959	82 101
5136520	ALUMINUM OXIDE ABRASIVES, CRUDE							(STN)
CANADA.....	10 450	1 994 801	2 012 278	2 013 705	57 920	11 631 950	11 725 894	11 703 432
OTH CTY.....	-	-	-	-	1	499	499	652
TOTAL.....	10 450	1 994 801	2 012 278	2 013 705	57 921	11 632 449	11 726 393	11 704 084
5136540	ALUMINUM HYDROXIDE AND OXIDE							(LB)
CANADA.....	3 735 244	317 699	338 140	338 176	15 385 167	1 218 922	1 304 146	1 304 322
JAMAICA.....	103 277 440	6 560 301	6 560 301	6 807 315	596 837 442	33 853 673	33 853 673	36 171 989
GUYANA.....	-	-	-	-	19 923 748	709 137	709 137	795 119
SURINAM.....	137 529 562	7 649 141	6 275 208	8 228 036	542 509 595	26 332 052	24 330 519	27 641 228
DENMARK.....	8 267	6 436	6 436	7 088	19 290	14 659	14 659	16 214
U KING.....	88 184	13 105	13 105	16 731	148 777	107 728	107 728	116 338
FRANCE.....	1 720 615	1 020 459	1 020 459	1 084 732	9 237 857	5 346 619	5 346 619	5 659 951
W GERM.....	266 493	74 691	74 691	87 246	3 483 555	989 400	987 423	1 145 415
AUSTRIA.....	-	-	-	-	40 000	8 493	8 493	9 822
AUSTRAL.....	363 381 508	15 763 222	15 763 222	16 868 216	2 015 151 556	91 930 380	91 930 380	100 425 732
OTH CTY.....	500	530	530	530	26 021	11 461	11 471	13 183
TOTAL.....	610 007 813	31 405 584	30 052 092	33 438 070	3 202 763 008	160 522 524	158 604 248	173 299 313
5136600	ALUMINUM OXIDE ABRASIVES IN GRAINS, GROUND, PULVERIZED OR REFINED							(LB)
U KING.....	107 138	31 996	34 205	36 414	2 525 536	583 392	584 990	672 525
FRANCE.....	79 366	21 958	21 958	24 341	517 011	124 595	124 595	139 973
W GERM.....	82 673	23 185	23 185	26 347	922 680	239 103	239 258	274 496
AUSTRIA.....	49 683	13 606	13 606	15 505	292 285	69 883	69 883	80 036
OTH CTY.....	-	-	-	-	6 565	1 116	1 116	1 502
TOTAL.....	318 860	90 745	92 954	102 607	4 264 077	1 018 089	1 019 842	1 168 532
5137220	ANTIMONY OXIDE							(LB)
U KING.....	39 006	62 496	62 496	64 070	1 094 232	1 826 300	1 826 300	1 871 508
BELGIUM.....	-	-	-	-	220 132	468 052	468 076	477 528
FRANCE.....	-	-	-	-	359 750	654 346	654 346	670 978
CHINA M.....	264 554	570 850	570 850	586 206	297 623	640 741	640 741	658 142
HONG KONG.....	-	-	-	-	34 322	66 571	66 571	68 644
CHINA T.....	-	-	-	-	385 806	769 505	769 505	786 775
JAPAN.....	-	-	-	-	656 645	1 184 199	1 184 199	1 220 478
REP SAF.....	1 138 200	182 494	182 494	252 583	5 964 907	1 009 326	1 009 326	1 482 202
OTH CTY.....	-	-	-	-	322	1 296	1 296	1 360
TOTAL.....	1 441 760	815 840	815 840	902 859	9 013 739	6 620 336	6 620 360	7 237 615
5137240	NICKEL OXIDE							(LB)
CANADA.....	1 399 584	2 124 832	2 139 171	2 139 221	4 039 176	6 299 800	6 225 910	6 352 220
FRANCE.....	-	-	-	-	39 981	61 063	61 776	62 738
AUSTRAL.....	1 341 167	288 870	288 870	294 929	1 341 167	288 870	288 870	294 929
TOTAL.....	2 740 751	2 413 702	2 428 041	2 434 150	5 420 324	6 649 733	6 576 556	6 709 887
5137270	BASES, INORGANIC, AND OXIDES, METALLIC, NSPF							
CANADA.....	-	112 884	118 451	126 333	-	540 056	534 868	567 062
CHILE.....	-	-	-	-	-	180 318	180 318	184 280
SWEDEN.....	-	-	-	-	-	11 920	11 920	12 231
NORWAY.....	-	27 246	27 246	27 550	-	204 016	204 378	209 761
FINLAND.....	-	-	-	-	-	124 209	124 209	126 441
U KING.....	-	87 911	87 909	92 609	-	353 890	353 908	371 819
BELGIUM.....	-	31 564	31 452	32 980	-	333 303	324 369	334 973
FRANCE.....	-	121 734	121 734	125 197	-	1 030 376	1 030 376	1 052 906
W GERM.....	-	282 729	283 756	290 347	-	922 313	956 091	990 225
SWITZLD.....	-	2 976	2 976	3 033	-	106 995	106 995	108 067
POLAND.....	-	54 206	54 206	58 060	-	147 566	147 566	156 574
USSR.....	-	142 288	142 288	143 390	-	645 148	625 023	638 209
JAPAN.....	-	18 846	18 846	20 000	-	662 798	663 072	709 424
REP SAF.....	-	362 314	362 314	387 786	-	2 452 273	2 452 273	2 598 780
OTH CTY.....	-	320	320	358	-	2 564	2 564	3 151
TOTAL.....	-	1 245 018	1 251 498	1 307 643	-	7 717 745	7 717 930	8 063 903

Table 2. Schedule A Commodity by Country of Origin,
Customs Value, F.a.s. and C.i.f.—Continued

(For information on coverage, definitions of Customs, f.a.s., and c.i.f. values, see Explanation of Statistics. Shipments valued less than \$251 are shown only under Schedule A commodity number 990.0000 and excluded from all other commodities. OTH CTY represents total for countries averaging under \$1,000 per month based on Customs Value)

Country of origin	Schedule A commodity number, description and unit of quantity							
	Current month				Cumulative, January to date			
	Net quantity	Value (dollars)			Net quantity	Value (dollars)		
Customs		F.a.s.	C.i.f.	Customs		F.a.s.	C.i.f.	
5140120	ALUMINUM COMPOUNDS, NSPF							(LB)
CANADA.....	1 839 667	156 659	179 216	179 822	9 307 643	826 850	930 288	927 146
MEXICO.....	298 589	50 729	50 729	50 729	1 349 873	222 107	220 750	220 750
JAMAICA.....	-	-	-	-	1 200 000	58 608	58 608	77 400
U KING.....	-	-	-	-	86 076	12 494	12 494	15 599
W GERM.....	63 766	17 481	17 481	21 760	246 381	101 291	101 315	128 153
CHINA M.....	420	383	383	406	661 800	123 724	123 724	151 385
JAPAN.....	-	-	-	-	1 102 737	274 010	274 010	313 865
OTH CTY.....	-	-	-	-	26 729	1 174	1 174	1 302
TOTAL.....	2 202 442	225 252	247 809	252 717	13 981 239	1 620 258	1 722 363	1 835 602
5140130	AMMONIUM COMPOUNDS, NSPF							(LB)
CANADA.....	-	20 328	20 468	20 468	-	49 595	50 084	50 084
CHILE.....	-	114 896	114 896	115 767	-	344 692	344 692	347 301
SWEDEN.....	-	59 532	59 532	60 253	-	173 726	173 726	175 979
U KING.....	-	113 974	114 035	126 181	-	361 795	361 948	401 986
NETHLDs.....	-	-	-	-	-	175 401	175 401	183 587
BELGIUM.....	-	66 706	66 706	79 486	-	166 778	166 778	198 086
FRANCE.....	-	1 546	1 564	1 629	-	20 720	12 992	14 054
W GERM.....	-	16 731	16 731	19 715	-	616 914	614 612	664 603
POLAND.....	-	-	-	-	-	15 568	15 568	25 272
ITALY.....	-	-	-	-	-	24 692	24 692	30 096
ISRAEL.....	-	-	-	-	-	77 034	77 034	82 970
KOR REP.....	-	91 798	91 798	93 459	-	2 623 512	2 623 512	2 676 594
JAPAN.....	-	520 400	519 499	541 388	-	1 458 657	1 454 874	1 575 130
OTH CTY.....	-	647	647	955	-	2 877	2 877	4 128
TOTAL.....	-	1 006 558	1 005 876	1 059 301	-	6 111 961	6 098 790	6 429 670
5140142	CALCIUM CARBIDE							(LB)
CANADA.....	887 010	85 057	86 212	86 212	3 682 282	364 332	368 412	368 412
TOTAL.....	887 010	85 057	86 212	86 212	3 682 282	364 332	368 412	368 412
5140144	CALCIUM CYANIDE							(LB)
CANADA.....	325 998	48 318	53 700	53 700	776 985	146 913	153 059	153 059
TOTAL.....	325 998	48 318	53 700	53 700	776 985	146 913	153 059	153 059
5140146	CALCIUM COMPOUNDS, NSPF							(LB)
CANADA.....	-	182 545	185 018	194 018	-	342 897	463 437	472 437
SWEDEN.....	-	5 053	5 053	5 355	-	12 204	12 204	12 642
U KING.....	-	11 598	11 597	13 393	-	38 316	38 769	54 851
BELGIUM.....	-	-	-	-	-	175 637	175 637	199 082
FRANCE.....	-	-	-	-	-	36 389	36 389	37 212
W GERM.....	-	68 605	66 831	69 269	-	371 608	366 431	383 256
INDIA.....	-	-	-	-	-	6 554	6 554	7 900
JAPAN.....	-	179 720	179 720	212 586	-	829 129	829 095	958 618
OTH CTY.....	-	-	-	-	-	2 736	2 736	4 431
TOTAL.....	-	447 521	448 219	494 621	-	1 815 470	1 931 272	2 130 429
5140147	SILICON CARBIDE, CRUDE AND IN GRAINS, GROUND, PULVERIZED OR REFINED							(LB)
CANADA.....	-	1 253 216	1 289 802	1 306 589	-	7 130 505	7 436 513	7 521 525
NORWAY.....	-	23 823	23 823	25 208	-	367 054	367 154	399 413
W GERM.....	-	14 708	14 708	17 246	-	212 148	212 148	228 550
ITALY.....	-	-	-	-	-	18 886	18 886	20 618
OTH CTY.....	-	3 009	3 085	3 329	-	3 659	3 735	3 989
TOTAL.....	-	1 294 756	1 331 418	1 352 372	-	7 732 252	8 038 436	8 174 095
5140149	CARBIDE COMPOUNDS, NSPF							(LB)
CANADA.....	-	56 208	66 929	66 929	-	549 756	578 760	578 560
SWEDEN.....	-	17 238	17 245	17 945	-	91 968	91 977	95 982
FRANCE.....	-	-	-	-	-	18 214	18 214	18 803
W GERM.....	-	283 811	290 846	293 579	-	1 665 303	1 663 043	1 696 623
JAPAN.....	-	-	-	-	-	56 584	56 584	58 581
OTH CTY.....	-	-	-	-	-	1 238	1 238	2 005
TOTAL.....	-	367 257	375 020	378 453	-	2 383 063	2 409 816	2 450 554
5140152	POTASSIUM CYANIDE, FERRICYANIDE, AND FERROCYANIDE							(LB)
U KING.....	-	-	-	-	37 802	15 067	15 067	16 755
BELGIUM.....	-	-	-	-	124 164	82 395	82 395	86 771
W GERM.....	236 466	116 746	116 746	123 277	1 412 883	698 870	698 870	746 438
E GERM.....	-	-	-	-	26 455	21 254	21 254	22 423
OTH CTY.....	363	556	556	564	4 937	4 937	4 937	5 370
TOTAL.....	236 829	117 302	117 302	123 841	1 606 241	822 523	822 523	877 757
5140154	POTASSIUM COMPOUNDS, NSPF							(LB)
CANADA.....	-	102 410	78 849	78 849	-	791 533	657 121	772 028
SWEDEN.....	-	7 208	7 208	9 004	-	64 468	64 468	75 818
FINLAND.....	-	-	-	-	-	45 693	45 693	65 918
DENMARK.....	-	594	605	622	-	10 312	10 363	10 581
U KING.....	-	53 248	52 587	58 301	-	325 460	324 297	366 214
NETHLDs.....	-	36 047	36 047	37 389	-	41 638	41 638	46 061
BELGIUM.....	-	-	-	-	-	24 570	24 570	27 605

Table 2. Schedule A Commodity by Country of Origin,
Customs Value, F.a.s. and C.i.f.—Continued

(For information on coverage, definitions of Customs, f.a.s., and c.i.f. values, see Explanation of Statistics. Shipments valued less than \$251 are shown only under Schedule A commodity number 990.0000 and excluded from all other commodities. OTH CTY represents total for countries averaging under \$1,000 per month based on Customs Value)

Country of origin	Schedule A commodity number, description and unit of quantity							
	Current month				Cumulative, January to date			
	Net quantity	Value (dollars)			Net quantity	Value (dollars)		
Customs		F.a.s.	C.i.f.	Customs		F.a.s.	C.i.f.	
FRANCE.....	-	61 997	61 997	75 591	-	266 860	266 860	340 130
W GERM.....	-	130 171	130 244	157 401	-	1 667 635	1 659 567	1 814 554
SWITZLD.....	-	4 664	4 664	4 890	-	36 762	36 762	40 311
SPAIN.....	-	-	-	-	-	5 073	5 073	7 558
ITALY.....	-	-	-	-	-	10 643	10 643	10 260
ISRAEL.....	-	-	-	-	-	152 928	152 928	175 646
JAPAN.....	-	-	-	-	-	597 511	597 511	649 157
OTH CTY.....	-	535	535	589	-	2 963	2 963	3 346
TOTAL.....	-	396 874	372 736	422 636	-	4 044 049	3 900 457	4 405 187
5140161	SODIUM CHLORATE							(LB)
CANADA.....	2 613 239	232 362	237 026	240 026	16 735 149	1 378 276	1 428 462	1 431 462
SWEDEN.....	-	-	-	-	74 956	5 659	5 659	7 224
OTH CTY.....	3 527	2 736	2 736	3 012	3 236	3 236	3 264	3 540
TOTAL.....	2 616 766	235 098	239 762	243 038	16 814 882	1 387 171	1 437 385	1 442 226
5140162	SODIUM CHROMATE AND DICHROMATE							(LB)
JAPAN.....	-	-	-	-	670 198	194 055	194 055	220 052
TOTAL.....	-	-	-	-	670 198	194 055	194 055	220 052
5140163	SODIUM CYANIDE							(LB)
U KING.....	231 619	63 728	63 728	76 359	4 648 095	1 248 326	1 247 458	1 475 352
W GERM.....	50 000	22 144	22 144	23 968	785 075	178 347	178 347	205 887
JAPAN.....	100 000	24 765	24 765	30 000	180 000	44 485	44 485	54 000
TOTAL.....	381 619	110 637	110 637	130 327	5 613 170	1 471 158	1 470 290	1 735 239
5140164	SODIUM SULFATE							(LB)
CANADA.....	-	533 369	709 208	709 208	-	3 497 131	4 578 370	4 578 685
MEXICO.....	-	-	-	-	-	133 724	141 370	141 370
BELGIUM.....	-	-	-	-	-	1 401 299	1 401 299	1 781 475
W GERM.....	-	-	-	-	-	82 579	82 579	170 371
E GERM.....	-	-	-	-	-	35 241	35 241	79 399
TOTAL.....	-	533 369	709 208	709 208	-	5 149 974	6 238 859	6 751 300
5140165	SODIUM PERBORATE							(LB)
U KING.....	-	-	-	-	42 000	5 704	5 704	7 238
BELGIUM.....	-	-	-	-	37 000	5 733	5 733	7 030
FRANCE.....	45 000	7 398	6 755	8 920	185 200	26 309	25 179	33 226
W GERM.....	13	257	257	275	771 458	135 789	135 789	202 133
TOTAL.....	45 013	7 655	7 012	9 195	1 035 658	173 535	172 405	249 627
5140166	SODIUM COMPOUNDS, NSPF							(LB)
CANADA.....	-	58 478	59 698	61 612	-	506 823	508 134	515 803
COLOMB.....	-	-	-	-	-	16 499	16 499	16 499
DENMARK.....	-	14 106	14 115	21 891	-	47 084	47 109	70 730
U KING.....	-	37 202	37 202	47 469	-	212 248	212 207	259 266
NETHLD.....	-	27 368	27 368	36 414	-	222 359	222 509	266 682
BELGIUM.....	-	32 992	32 993	50 404	-	355 745	355 943	518 334
FRANCE.....	-	-	-	-	-	1 969 784	1 970 608	2 360 134
W GERM.....	-	84 497	84 959	93 414	-	680 737	681 294	765 804
CZECHO.....	-	-	-	-	-	36 000	36 000	56 808
POLAND.....	-	-	-	-	-	98 311	98 311	152 811
ITALY.....	-	27 940	27 940	39 657	-	586 443	586 443	708 733
BULGAR.....	-	-	-	-	-	31 250	31 250	48 488
ISRAEL.....	-	-	-	-	-	30 965	30 965	33 120
JAPAN.....	-	6 512	6 512	8 143	-	1 053 520	1 053 520	1 247 955
OTH CTY.....	-	-	-	-	-	7 739	7 739	10 085
TOTAL.....	-	289 095	290 787	359 004	-	5 855 507	5 858 531	7 031 252
5140170	INORGANIC CHEMICALS AND COMPOUNDS, NSPF							(LB)
CANADA.....	-	517 827	528 053	528 371	-	2 479 229	2 541 974	2 548 534
MEXICO.....	-	24 654	24 848	24 924	-	1 458 274	1 461 989	1 467 394
CHILE.....	-	-	-	-	-	56 250	56 250	62 359
SWEDEN.....	-	8 451	8 451	9 901	-	86 016	77 823	89 928
NORWAY.....	-	25 718	26 174	26 711	-	163 246	164 742	191 674
DENMARK.....	-	-	-	-	-	58 606	55 419	58 800
U KING.....	-	168 139	168 089	190 552	-	1 454 895	1 457 561	1 604 377
NETHLD.....	-	12 408	12 408	13 829	-	72 181	65 277	83 125
BELGIUM.....	-	40 225	40 225	44 667	-	702 880	696 501	763 520
FRANCE.....	-	102 111	102 111	108 360	-	617 357	617 397	676 927
W GERM.....	-	856 682	851 744	967 934	-	3 171 385	3 145 210	3 566 564
E GERM.....	-	4 813	4 813	6 300	-	13 933	13 933	18 900
AUSTRIA.....	-	-	-	-	-	36 926	24 541	31 591
HUNGARY.....	-	-	-	-	-	9 692	9 692	11 075
SWITZLD.....	-	23 785	23 785	25 942	-	63 903	62 903	68 855
SPAIN.....	-	22 248	22 248	22 640	-	423 017	423 017	455 116
ITALY.....	-	11 063	11 063	13 975	-	1 060 294	1 052 644	1 104 950
ROMANIA.....	-	-	-	-	-	37 905	37 905	39 985
CHINA M.....	-	-	-	-	-	27 295	27 295	28 670
JAPAN.....	-	607 735	609 259	676 750	-	4 802 726	4 803 789	5 181 521
AUSTRAL.....	-	400	400	414	-	15 055	15 056	17 390
REP SAF.....	-	-	-	-	-	9 424	9 006	11 705
OTH CTY.....	-	-	-	-	-	8 564	8 563	11 588
TOTAL.....	-	2 426 259	2 433 671	2 661 270	-	16 829 053	16 828 487	18 094 548

Table 2. Schedule A Commodity by Country of Origin,
Customs Value, F.a.s. and C.i.f.—Continued

(For information on coverage, definitions of Customs, f.a.s., and c.i.f. values, see Explanation of Statistics. Shipments valued less than \$251 are shown only under Schedule A commodity number 990.0000 and excluded from all other commodities. OTH CTY represents total for countries averaging under \$1,000 per month based on Customs Value)

Country of origin	Schedule A commodity number, description and unit of quantity							
	Net quantity	Current month			Net quantity	Cumulative, January to date		
		Value (dollars)				Value (dollars)		
	Customs	F.a.s.	C.i.f.	Customs	F.a.s.	C.i.f.		
5150010	URANIUM OXIDE							(LB)
CANADA.....	101 103	693 543	694 801	694 801	1 793 966	13 111 073	13 129 785	13 130 053
U KING.....	-	-	-	-	28 649	6 155 577	6 149 123	6 178 013
FRANCE.....	-	-	-	-	142 632	875 000	875 000	696 000
TOTAL.....	101 103	693 543	694 801	694 801	1 965 247	20 141 650	20 153 908	20 204 066
5150020	URANIUM, THORIUM AND CERIUM SALTS AND COMPOUNDS NES, AND NON-RADIOACTIVE ISOTOPES							
CANADA.....	-	4 912 842	4 909 958	4 909 891	-	20 566 835	20 567 675	20 567 967
U KING.....	-	2 333 169	2 333 169	2 363 601	-	10 940 347	10 940 347	11 077 556
FRANCE.....	-	12 520 829	12 520 826	12 649 008	-	38 634 728	38 635 475	39 061 946
W GERM.....	-	19 516	19 549	20 875	-	41 574	41 622	45 486
USSR.....	-	54 043	54 043	54 114	-	139 157	139 161	139 575
ISRAEL.....	-	1 064	1 064	1 095	-	7 149	7 149	7 311
JAPAN.....	-	-	-	-	-	85 159	92 657	96 776
OTH CTY.....	-	-	-	-	-	3 273	3 273	3 424
TOTAL.....	-	19 841 463	19 838 609	19 998 584	-	70 438 222	70 427 385	71 000 043
5150040	COBALT 60							(CUR)
CANADA.....	51 225	218 921	219 300	219 300	964 334	966 429	968 686	968 686
BELGIUM.....	-	-	-	-	500 000	384 100	384 100	387 020
OTH CTY.....	-	-	-	-	170	2 342	2 342	2 373
TOTAL.....	51 225	218 921	219 300	219 300	1 464 504	1 352 871	1 355 128	1 358 079
5150060	RADIOACTIVE ISOTOPES, CHEMICAL ELEMENTS AND COMPOUNDS NSPF, INCLUDING RADIUM							(MC)
CANADA.....	791 757	125 266	125 305	125 779	3 936 872	691 417	683 364	685 850
SWEDEN.....	32 027	3 849	3 849	4 754	190 481	12 490	12 490	15 317
U KING.....	110 174	112 580	112 623	192 509	279 551	975 047	973 919	1 589 719
NETHLDs.....	409	16 722	16 722	18 020	1 296	40 658	41 059	43 810
BELGIUM.....	9	2 000	2 000	2 120	501 024	382 056	382 056	385 509
FRANCE.....	2 273 071	20 457	16 681	17 426	6 857 413	112 607	108 831	117 722
W GERM.....	1	279	279	330	1 897	5 467	5 467	5 728
SWITZLD.....	-	-	-	-	129 587	7 477	7 477	7 624
ITALY.....	93	813	813	897	2 532	12 940	12 940	13 484
JAPAN.....	2 331	26 800	26 800	29 255	11 981	102 350	102 350	111 263
REP SAF.....	-	-	-	-	891	49 648	49 648	50 716
OTH CTY.....	-	-	-	-	744	5 083	5 083	5 378
TOTAL.....	3 209 872	308 766	305 072	391 090	11 914 269	2 397 240	2 384 724	3 032 120
5211000	COAL TAR, CRUDE INCLUDING CRUDE OIL-GAS, WATER-GAS AND BLAST-FURNACE TARS							(GAL)
CANADA.....	18 000	6 840	7 166	7 166	121 505	41 113	42 761	42 761
MEXICO.....	-	-	-	-	342 953	103 859	122 980	122 980
TOTAL.....	18 000	6 840	7 166	7 166	464 458	144 972	165 741	165 741
5215010	CREOSOTE OIL							(GAL)
MEXICO.....	22 951	6 258	6 647	6 647	32 217	8 697	9 173	9 173
U KING.....	-	-	-	-	2 176 052	1 262 887	1 262 887	1 381 718
NETHLDs.....	-	-	-	-	1 932 471	1 084 038	1 084 038	1 177 774
BELGIUM.....	-	-	-	-	4 253 288	2 430 050	2 430 050	2 671 062
OTH CTY.....	-	-	-	-	1 253	2 099	2 124	2 250
TOTAL.....	22 951	6 258	6 647	6 647	8 395 281	4 787 771	4 788 272	5 241 977
5215020	CRESYLIC ACID, CRUDE							(GAL)
U KING.....	-	-	-	-	15 400	42 941	42 941	48 951
E GERM.....	-	-	-	-	3 055	6 256	6 256	7 362
TOTAL.....	-	-	-	-	18 455	49 197	49 197	56 313
5215030	NAPHTHALENE, SOLIDIFYING UNDER 79 DEGREES AFTER DEHYDRATION							(LB)
CANADA.....	-	-	-	-	10 204 700	401 276	402 236	415 140
TOTAL.....	-	-	-	-	10 204 700	401 276	402 236	415 140
5215050	OILS AND OTHER PRODUCTS DERIVED FROM THE DISTILLATION OF COAL TAR AND OTHER MINERAL TARS							
CANADA.....	-	24 421	25 171	25 171	-	111 660	113 730	113 730
U KING.....	-	-	-	-	-	9 120	9 120	16 290
JAPAN.....	-	70 046	70 046	72 571	-	73 354	73 354	75 974
OTH CTY.....	-	-	-	-	-	4 649	4 649	4 761
TOTAL.....	-	94 467	95 217	97 742	-	198 783	200 853	210 755
5310010	VAT BLUE 1 OR SYNTHETIC INDIGO, COLOR INDEX NO. 73000							(LB)
U KING.....	88 381	64 035	48 177	58 055	281 182	190 682	165 985	195 921
W GERM.....	148 240	259 287	165 057	173 606	1 132 784	2 429 919	1 332 568	1 398 814
OTH CTY.....	-	-	-	-	220	1 166	1 074	1 170
TOTAL.....	236 621	323 322	213 234	231 661	1 414 186	2 621 767	1 499 627	1 595 905
5310020	SPECIFIED COAL TAR COLORS, DYES, STAINS, ETC							(LB)
U KING.....	2 976	16 358	17 230	17 446	14 355	70 043	76 943	78 973
FRANCE.....	1 220	7 904	5 238	5 295	1 988	12 252	8 132	8 249
W GERM.....	242	4 035	3 975	4 107	76 582	391 354	237 873	245 857
SWITZLD.....	4 961	14 899	15 099	17 829	33 075	296 321	251 326	257 794
JAPAN.....	452	3 020	3 020	3 193	12 584	65 758	62 992	65 423
TOTAL.....	9 851	46 216	44 562	47 870	138 584	835 728	637 266	656 296

Table 2. Schedule A Commodity by Country of Origin,
Customs Value, F.a.s. and C.i.f.—Continued

(For information on coverage, definitions of Customs, f.a.s., and c.i.f. values, see Explanation of Statistics. Shipments valued less than \$251 are shown only under Schedule A commodity number 990.0000 and excluded from all other commodities. OTH CTY represents total for countries averaging under \$1,000 per month based on Customs Value)

Country of origin	Schedule A commodity number, description and unit of quantity							
	Current month				Cumulative, January to date			
	Net quantity	Value (dollars)			Net quantity	Value (dollars)		
Customs		F.a.s.	C.i.f.	Customs		F.a.s.	C.i.f.	
5310030	COLORS, DYES AND STAINS, EXCEPT TONERS, FROM BENZENOID PRODUCTS							(LB)
CANADA.....	11 156	70 351	61 414	70 450	33 230	210 814	203 547	211 366
MEXICO.....	-	-	-	-	11 811	46 939	37 043	37 242
BRAZIL.....	-	-	-	-	1 878	9 633	7 550	7 858
U KING.....	33 447	215 050	167 264	173 063	804 303	2 967 285	2 460 561	2 546 793
NETHLDs.....	-	-	-	-	4 785	30 232	12 543	12 983
BELGIUM.....	-	-	-	-	4 958	16 855	10 474	10 865
FRANCE.....	16 753	64 621	50 529	51 619	159 192	564 025	438 185	450 072
W GERM.....	224 688	762 194	695 894	724 552	1 892 982	7 417 874	6 390 029	6 605 908
SWITZLD.....	82 684	316 243	301 761	316 744	763 120	3 508 168	3 565 121	3 665 084
POLAND.....	-	-	-	-	24 537	63 008	43 449	45 951
SPAIN.....	-	-	-	-	9 411	107 051	107 713	109 862
ITALY.....	45 111	67 398	65 704	68 702	59 786	168 856	162 073	167 337
INDIA.....	3 205	14 267	6 039	6 600	46 171	169 252	114 372	124 810
KOR REP.....	-	-	-	-	2 205	5 893	5 383	5 712
JAPAN.....	9 681	85 765	51 878	53 515	453 314	2 591 213	1 680 196	1 741 774
OTH CTY.....	3	625	591	653	1 402	7 987	7 822	8 333
TOTAL.....	426 728	1 596 514	1 401 074	1 465 898	4 273 085	17 885 085	15 246 061	15 751 950
5310040	SYNTHETIC ORGANIC DYESTUFFS, NSPF							(LB)
CANADA.....	12 237	48 543	45 347	47 086	67 545	233 190	225 786	227 984
MEXICO.....	-	-	-	-	48 686	161 152	139 580	139 580
DENMARK.....	715	3 030	3 030	3 086	4 620	17 435	17 435	17 774
U KING.....	10 191	48 681	39 606	43 952	156 077	836 826	602 369	619 743
NETHLDs.....	-	-	-	-	18 260	62 038	44 637	45 445
FRANCE.....	-	-	-	-	3 306	13 103	15 057	15 262
W GERM.....	86 135	337 302	313 092	329 490	1 226 758	3 988 276	3 417 562	3 558 127
SWITZLD.....	4 876	25 799	32 225	32 734	194 639	1 121 331	1 205 901	1 231 085
ITALY.....	17 105	80 610	51 731	52 899	50 492	195 915	140 738	144 787
INDIA.....	-	-	-	-	28 000	61 554	23 752	30 412
PHIL R.....	-	-	-	-	1 393	6 847	6 847	7 141
CHINA M.....	-	-	-	-	13 230	27 959	28 174	28 174
HG KONG.....	-	-	-	-	80 000	48 233	48 233	52 717
CHINA T.....	4 000	10 680	10 680	11 077	21 266	50 664	43 020	45 047
JAPAN.....	6 594	21 275	21 221	22 429	339 260	991 681	986 325	1 030 581
AUSTRAL.....	-	-	-	-	10 803	37 460	37 193	39 321
TOTAL.....	141 853	575 920	516 932	542 753	2 264 335	7 853 664	6 982 609	7 233 180
5322000	DYEING & TANNING PRODUCTS, NSPF INCLUDING BENZENOID SYNTHETICS, TANNIC ACID & DERIVATIVES							(LB)
MEXICO.....	-	-	-	-	1 764	14 109	14 109	14 109
U KING.....	4 312	12 430	12 430	12 702	62 250	127 809	127 809	131 075
BELGIUM.....	30 000	62 975	62 975	66 000	90 000	184 122	184 122	193 671
FRANCE.....	-	-	-	-	38 307	56 905	56 905	59 271
W GERM.....	5 150	4 459	4 356	4 758	130 306	38 438	34 440	41 613
ITALY.....	-	-	-	-	131 895	191 970	191 970	204 056
GREECE.....	390	1 555	1 477	1 539	1 025	5 821	5 743	6 092
OTH CTY.....	3	655	655	820	10 710	8 123	8 160	8 734
TOTAL.....	39 855	82 074	81 893	85 819	466 257	627 297	623 258	658 621
5324020	CHESTNUT, DIVI-DIVI, HEMLOCK, OTHER THAN CRUDE OR PROCESSED							(LB)
CANADA.....	534 000	71 397	74 903	74 903	2 109 500	269 316	283 559	283 559
FRANCE.....	758 382	99 427	99 427	126 807	2 353 924	306 248	306 248	389 150
OTH CTY.....	-	-	-	-	22 046	2 470	2 470	3 680
TOTAL.....	1 292 382	170 824	174 330	201 710	4 485 470	578 034	592 277	676 389
5324040	QUEBRACHO, NOT CRUDE OR PROCESSED							(LB)
PARAGUA.....	208 556	31 691	31 691	38 661	657 985	97 881	97 881	119 907
ARGENT.....	2 272 515	350 934	350 934	429 966	5 148 251	804 346	802 446	981 669
TOTAL.....	2 481 071	382 625	382 625	468 627	5 806 236	902 227	900 327	1 101 576
5324060	TANNING PRODUCTS, OTHER THAN CRUDE OR PROCESSED, NSPF, OF VEGETABLE ORIGIN							(LB)
BRAZIL.....	108 577	10 130	10 130	13 000	108 577	10 130	10 130	13 000
U KING.....	-	-	-	-	35 280	9 314	9 314	10 610
FRANCE.....	1 047	300	300	367	56 162	6 214	6 214	8 227
YUGOSLV.....	44 092	10 000	10 000	10 908	44 092	10 000	10 000	10 908
ALBANIA.....	-	-	-	-	70 547	16 000	16 000	20 979
TURKEY.....	33 069	4 200	4 200	6 046	88 184	11 200	11 200	16 144
INDIA.....	-	-	-	-	599 760	33 617	33 616	58 417
REP SAF.....	488 828	69 443	69 443	93 813	2 913 656	413 998	413 997	546 812
OTH CTY.....	-	-	-	-	6 800	2 100	2 100	2 100
TOTAL.....	675 613	94 073	94 073	124 134	3 923 058	512 573	512 571	687 197
5331000	PIGMENTS AND PIGMENT-LIKE MATERIALS, NSPF							(LB)
CANADA.....	3 400	3 034	2 943	3 050	34 448	24 677	22 898	24 934
MEXICO.....	-	-	-	-	14 513	54 705	54 705	54 705
BRAZIL.....	10 000	16 900	16 900	17 648	15 000	23 700	23 700	24 769
DENMARK.....	-	-	-	-	11 023	5 252	5 252	6 447
U KING.....	429 798	420 769	420 769	442 424	2 276 907	1 684 330	1 684 333	1 790 411
BELGIUM.....	838	1 097	1 097	1 377	29 818	14 538	14 538	16 636
FRANCE.....	-	-	-	-	848	26 256	26 256	27 061
W GERM.....	73 986	22 402	22 402	25 716	584 052	180 536	180 740	212 555
SWITZLD.....	1 154	88 345	88 345	89 502	1 154	88 345	88 345	89 502
SPAIN.....	43 000	18 557	18 557	20 420	76 000	31 479	31 479	36 250
JAPAN.....	57 873	40 962	40 962	45 491	633 081	351 443	351 440	397 540

Table 2. Schedule A Commodity by Country of Origin, Customs Value, F.a.s. and C.i.f.—Continued

(For information on coverage, definitions of Customs, f.a.s., and c.i.f. values, see Explanation of Statistics. Shipments valued less than \$251 are shown only under Schedule A commodity number 990.0000 and excluded from all other commodities. OTH CTY represents total for countries averaging under \$1,000 per month based on Customs Value)

Country of origin	Schedule A commodity number, description and unit of quantity							
	Current month				Cumulative, January to date			
	Net quantity	Value (dollars)			Net quantity	Value (dollars)		
Customs		F.a.s.	C.i.f.	Customs		F.a.s.	C.i.f.	
OTH CTY.....	14	1 262	1 262	1 310	4 762	6 030	6 030	6 541
TOTAL.....	620 063	613 328	613 237	646 938	3 681 606	2 491 291	2 489 716	2 687 351
5332000	INK POWDERS DERIVED FROM BENZENOID PRODUCTS AND PRINTING INKS							(LB)
CANADA.....	47 609	43 625	43 978	43 978	118 709	140 550	142 039	142 388
DENMARK.....	22 672	31 392	31 392	33 105	216 945	242 658	242 658	257 761
U KING.....	119 467	83 627	83 661	90 517	883 296	652 442	647 600	702 150
NETHLDs.....	156 387	237 251	237 221	246 454	679 581	1 050 588	1 039 398	1 078 560
BELGIUM.....	37 037	48 132	48 132	50 286	50 926	98 788	98 768	102 465
W GERM.....	717	2 808	2 808	3 153	2 072	6 518	6 547	7 482
SWITZLD.....	56	264	264	427	27 926	518 825	518 825	530 956
SPAIN.....	-	-	-	-	4 233	9 686	9 686	11 257
JAPAN.....	2 456	3 668	3 668	3 858	29 773	45 000	45 000	47 277
OTH CTY.....	926	464	464	478	1 806	2 772	2 863	2 931
TOTAL.....	387 327	451 231	451 588	472 256	2 015 267	2 767 827	2 753 403	2 883 247
5333100	GLASS, FRIT, ETC, POWDERED ETC, AND ENAMELS, COLORS, GLAZES ETC MADE THEREFROM							
MEXICO.....	-	-	-	-	-	49 927	50 624	51 287
SWEDEN.....	-	5 371	5 371	6 834	-	12 097	12 097	15 079
U KING.....	-	80 852	80 852	84 958	-	215 847	215 846	226 983
W GERM.....	-	65 410	65 410	67 485	-	144 481	144 508	148 447
AUSTRIA.....	-	17 111	17 111	17 670	-	25 259	25 259	26 561
OTH CTY.....	-	850	850	1 056	-	8 140	8 165	8 710
TOTAL.....	-	169 594	169 594	178 003	-	455 751	456 499	477 067
5333200	VARNISHES, LACQUERS, DISTEMPERS, WATER PIGMENTS, STAMPING FOILS AND DYES							
CANADA.....	-	84 339	85 652	85 652	-	288 134	291 639	294 683
VENEZ.....	-	-	-	-	-	5 716	5 716	6 874
SWEDEN.....	-	3 655	3 655	4 166	-	29 511	29 435	32 337
NORWAY.....	-	306	306	318	-	18 668	18 668	20 498
U KING.....	-	34 148	34 150	36 698	-	225 623	225 453	242 270
IRELAND.....	-	-	-	-	-	9 289	9 289	9 450
NETHLDs.....	-	15 846	15 846	16 139	-	114 893	114 761	119 747
BELGIUM.....	-	1 410	1 410	2 090	-	21 673	21 673	24 716
FRANCE.....	-	6 185	6 185	6 524	-	30 249	30 421	35 136
W GERM.....	-	86 168	86 074	94 587	-	528 657	512 294	573 072
SWITZLD.....	-	574	574	923	-	15 326	15 342	19 149
ITALY.....	-	-	-	-	-	13 763	13 763	14 298
JAPAN.....	-	3 766	3 766	4 524	-	43 442	43 442	47 577
OTH CTY.....	-	1 067	1 067	1 434	-	15 322	15 342	18 765
TOTAL.....	-	237 464	238 685	253 055	-	1 360 266	1 347 238	1 457 972
5333300	ARTISTS, STUDENTS, ETC, PAINTS, COLORS, ETC, IN ANY FORM NOT OVER 1.5 LBS NET WGT, EACH							
MEXICO.....	-	3 356	3 356	3 356	-	6 712	6 712	6 712
U KING.....	-	175 563	175 634	184 369	-	615 728	617 149	644 589
NETHLDs.....	-	34 959	34 356	35 803	-	69 583	68 822	71 545
FRANCE.....	-	3 971	3 971	4 288	-	13 512	13 512	14 843
W GERM.....	-	6 331	6 331	6 700	-	58 237	58 237	61 151
KOR REP.....	-	-	-	-	-	31 693	31 981	35 350
HG KONG.....	-	3 162	3 173	3 621	-	16 072	16 346	18 843
JAPAN.....	-	25 849	26 744	28 690	-	101 268	105 179	112 195
OTH CTY.....	-	282	282	282	-	8 118	8 118	8 459
TOTAL.....	-	253 473	253 847	267 109	-	920 923	926 056	973 687
5333600	PUTTY, PAINTERS FILLINGS, CEMENTS, ETC							(LB)
CANADA.....	161 888	131 513	133 345	133 360	398 970	291 912	298 103	298 117
U KING.....	1 489	8 816	8 655	9 964	136 018	124 914	122 402	133 978
IRELAND.....	3 067	177 416	177 416	183 376	14 813	767 736	767 736	792 131
NETHLDs.....	500	11 686	11 686	11 811	6 765	15 008	15 008	15 677
FRANCE.....	2 555	3 837	3 837	4 081	229 551	56 874	56 882	67 106
W GERM.....	33 284	48 270	45 479	48 498	285 880	432 735	430 004	455 707
JAPAN.....	5 190	138 143	137 839	158 616	83 683	738 521	737 889	803 928
OTH CTY.....	1 698	4 106	4 106	4 546	5 734	15 995	16 059	17 879
TOTAL.....	209 671	523 787	522 363	554 252	1 161 414	2 443 695	2 444 083	2 584 523
5411010	NIACIN AND NIACINAMIDE, SYNTHETIC							(LB)
AUSTRIA.....	-	-	-	-	41 061	52 115	52 115	55 316
SWITZLD.....	187 115	284 475	286 051	300 209	982 698	1 538 227	1 545 455	1 622 312
JAPAN.....	13 228	22 397	22 397	23 762	61 731	105 028	104 828	112 731
TOTAL.....	200 343	306 872	308 448	323 971	1 085 490	1 695 370	1 702 398	1 790 359
5411020	VITAMIN B1, OR THIAMINE HYDROCHLORIDE OR THIAMINE MONONITRATE, SYNTHETIC							(LB)
DENMARK.....	-	-	-	-	4 849	42 926	42 926	43 870
U KING.....	15 432	140 000	140 000	141 570	85 978	771 200	771 200	779 921
NETHLDs.....	-	-	-	-	1 102	15 796	15 796	16 278
W GERM.....	-	-	-	-	1 102	9 263	9 263	9 500
CHINA H.....	440	5 306	5 306	5 335	440	5 306	5 306	5 335
JAPAN.....	9 481	78 198	78 198	79 861	122 957	1 038 150	1 038 280	1 057 527
TOTAL.....	25 353	223 504	223 504	226 766	216 428	1 882 641	1 882 771	1 912 431
5411030	VITAMIN C, OR ASCORBIC ACID AND ITS SALTS							(LB)
DENMARK.....	-	-	-	-	4 618	16 941	15 350	15 660

Table 2. Schedule A Commodity by Country of Origin,
Customs Value, F.a.s. and C.i.f.—Continued

(For information on coverage, definitions of Customs, f.a.s., and c.i.f. values, see Explanation of Statistics. Shipments valued less than \$251 are shown only under Schedule A commodity number 990.0000 and excluded from all other commodities. OTH CTY represents total for countries averaging under \$1,000 per month based on Customs Value)

Country of origin	Schedule A commodity number, description and unit of quantity								
	Current month				Cumulative, January to date				
	Net quantity	Value (dollars)			Net quantity	Value (dollars)			
Customs		F.a.s.	C.i.f.	Customs		F.a.s.	C.i.f.		
W GERM.....	73 855	276 941	228 611	235 991	267 198	933 002	866 168	893 913	
SWITZLD.....	-	-	-	-	2 204	9 473	9 473	9 758	
CHINA M.....	-	-	-	-	2 205	8 890	8 890	9 020	
JAPAN.....	341 713	1 000 245	1 000 245	1 035 447	2 425 150	6 939 949	6 939 949	7 188 922	
OTH CTY.....	-	-	-	-	1 766	3 632	3 632	4 005	
TOTAL.....	415 566	1 277 186	1 228 856	1 271 438	2 703 141	7 911 887	7 843 462	8 121 278	
5411040	VITAMINS, NSPF							(LB)	
CANADA.....	6 982	27 317	27 375	27 375	16 951	87 746	88 021	88 126	
MEXICO.....	185	3 767	3 767	3 918	186	6 167	6 167	6 338	
DENMARK.....	22 707	107 291	107 291	108 702	98 877	494 461	490 754	497 395	
U KING.....	221	21 623	21 623	22 293	2 065	195 309	195 312	199 755	
IRELAND.....	-	-	-	-	235	20 077	20 077	20 412	
NETHLDs.....	-	-	-	-	73 297	995 958	995 657	1 011 506	
FRANCE.....	5 772	99 782	99 782	100 585	166 488	1 012 361	1 014 103	1 038 204	
W GERM.....	24 790	77 105	77 176	78 481	487 488	2 889 937	2 889 761	2 947 352	
SWITZLD.....	77 236	378 210	257 890	264 767	293 820	1 697 112	1 223 240	1 495 622	
POLAND.....	44 092	64 000	64 000	68 618	133 570	185 314	185 896	196 098	
ITALY.....	-	-	-	-	2 343	8 208	8 213	8 475	
ISRAEL.....	-	-	-	-	14 331	52 223	52 223	54 515	
JAPAN.....	9 209	110 468	110 468	112 132	181 546	862 169	861 322	884 387	
TOTAL.....	191 194	889 563	769 372	786 871	1 471 197	8 507 042	8 030 746	8 448 185	
5413000	ANTIBIOTICS, NSPF							(GRM)	
NORWAY.....	104 752	28 361	28 361	28 651	646 493	165 912	165 912	167 496	
DENMARK.....	-	-	-	-	20 124	81 985	81 985	82 359	
U KING.....	20 483 000	791 798	794 649	805 181	301 046 642	5 766 416	5 741 647	5 814 846	
IRELAND.....	13 433 200	658 805	616 506	629 739	81 070 432	3 480 996	3 432 902	3 510 077	
NETHLDs.....	2 175	8 271	8 271	8 324	2 732 945	738 538	738 538	744 852	
BELGIUM.....	-	-	-	-	19 485 680	690 587	690 587	1 645 428	
FRANCE.....	1 000 122	25 726	25 726	26 069	4 005 217	122 978	122 915	124 605	
W GERM.....	16 150 616	70 155	70 155	73 403	88 754 245	319 196	319 196	341 040	
CZECHO.....	250 000	6 594	6 594	6 923	60 250 000	61 794	61 794	67 355	
SWITZLD.....	2 350 800	41 725	41 725	44 482	7 765 888	326 414	326 414	336 937	
POLAND.....	-	-	-	-	29 464 828	1 036 119	1 011 319	1 027 291	
SPAIN.....	3 840 000	311 868	311 868	316 325	17 993 065	1 638 540	1 636 200	1 666 563	
PORTUGL.....	-	-	-	-	7 463 426	357 986	357 986	367 844	
ITALY.....	36 715 045	767 507	767 507	784 798	118 502 097	6 348 779	6 343 649	6 449 729	
YUGOSLV.....	250 000	6 129	6 129	6 250	12 042 140	186 366	186 366	192 655	
ISRAEL.....	4 541	4 880	4 880	4 912	4 544	6 830	6 830	6 877	
JAPAN.....	500 002	392 595	392 595	394 783	2 402 152	1 846 941	1 838 648	1 850 294	
OTH CTY.....	-	-	-	-	919	1 165	1 165	1 292	
TOTAL.....	95 084 253	3 114 414	3 074 966	3 129 840	753 650 837	23 177 542	23 064 053	24 397 540	
5414010	CAFFEINE							(LB)	
W GERM.....	86 823	244 417	244 417	252 032	587 314	1 583 629	1 583 620	1 633 656	
ITALY.....	-	-	-	-	26 455	91 000	91 000	96 764	
TOTAL.....	86 823	244 417	244 417	252 032	613 769	1 674 629	1 674 620	1 730 420	
5414012	QUININE AND ITS SALTS							(AOZ)	
U KING.....	-	-	-	-	62 985	310 007	310 007	313 645	
NETHLDs.....	64 164	394 383	394 383	399 538	149 300	699 001	695 383	704 602	
W GERM.....	39 633	203 978	203 978	205 895	380 352	1 953 411	1 950 411	1 963 980	
INDNSIA.....	7 934	37 598	37 688	38 704	142 816	733 313	734 538	752 370	
TOTAL.....	111 731	635 959	636 049	644 137	735 453	3 695 732	3 690 339	3 734 597	
5414015	QUINIDINE AND ITS SALTS							(AOZ)	
U KING.....	-	-	-	-	5 000	34 735	34 735	35 069	
NETHLDs.....	200 211	1 553 096	1 553 096	1 568 585	886 967	6 703 937	6 703 927	6 779 970	
FRANCE.....	20 000	127 000	127 000	128 018	34 240	257 265	257 265	259 790	
W GERM.....	75 900	492 633	492 633	496 818	853 485	5 928 382	5 928 382	5 976 553	
ITALY.....	45 856	381 037	381 037	383 366	198 582	1 610 915	1 626 339	1 636 788	
ISRAEL.....	22 928	185 701	185 701	187 664	40 562	322 434	322 434	329 396	
INDNSIA.....	882	6 490	6 500	6 711	2 644	23 235	23 245	23 642	
TOTAL.....	365 777	2 745 957	2 745 967	2 771 162	2 021 480	14 880 903	14 896 327	15 041 210	
5414025	CINCHONA BARK ALKALOIDS AND THEIR SALTS NES							(AOZ)	
MEXICO.....	-	-	-	-	120 084	126 551	126 551	127 214	
BAHAMAS.....	-	-	-	-	548 347	590 140	590 140	592 812	
NETHLDs.....	70 544	63 180	63 180	64 385	213 748	202 941	202 941	209 651	
INDNSIA.....	-	-	-	-	45 855	45 500	46 000	51 302	
OTH CTY.....	-	-	-	-	7 092	2 158	2 158	2 217	
TOTAL.....	70 544	63 180	63 180	64 385	935 126	967 290	967 790	983 196	
5414030	ERGOTAMINE COMPOUNDS							(LB)	
W GERM.....	2	5 919	5 919	6 000	3	6 873	6 873	6 967	
CZECHO.....	-	-	-	-	2	9 000	9 000	9 049	
ITALY.....	-	-	-	-	1	5 309	5 309	5 384	
OTH CTY.....	-	-	-	-	1	3 767	3 767	3 817	
TOTAL.....	2	5 919	5 919	6 000	7	24 949	24 949	25 217	

Table 2. Schedule A Commodity by Country of Origin,
Customs Value, F.a.s. and C.i.f.—Continued

(For information on coverage, definitions of Customs, f.a.s., and c.i.f. values, see Explanation of Statistics. Shipments valued less than \$251 are shown only under Schedule A commodity number 990.000 and excluded from all other commodities. OTH CTY represents total for countries averaging under \$1,000 per month based on Customs Value)

Country of origin	Schedule A commodity number, description and unit of quantity							
	Current month				Cumulative, January to date			
	Net quantity	Value (dollars)			Net quantity	Value (dollars)		
Customs		F.a.s.	C.i.f.	Customs		F.a.s.	C.i.f.	
5414040	ALKALOIDS AND THEIR COMPOUNDS, SYNTHETIC, NSPF							(LB)
U KING.....	14	1 976	1 976	1 996	83	73 756	11 082	11 302
W GERM.....	28 050	116 457	112 392	114 520	194 486	1 062 632	1 038 052	1 056 729
HUNGARY.....	-	-	-	-	2	367 500	367 500	368 116
SWITZLD.....	76	2 174 139	2 174 139	2 177 420	216	2 654 361	2 654 361	2 658 955
OTH CTY.....	11	2 007	2 007	2 043	330	9 439	9 439	9 847
TOTAL.....	28 151	2 294 579	2 290 514	2 295 979	195 117	4 167 688	4 080 434	4 104 949
5414050	BRUCINE, NICOTINE, STRYCHNINE, THEOBROMINE, ETC, AND THEIR COMPOUNDS							
CANADA.....	-	6 408	6 408	6 558	-	13 367	13 367	13 553
U KING.....	-	7 224	6 000	6 323	-	103 486	102 262	106 061
NETHLD.....	-	24 746	24 746	24 843	-	29 936	29 936	30 643
FRANCE.....	-	-	-	-	-	30 254	30 254	30 951
W GERM.....	-	263	263	270	-	30 478	30 498	31 056
SWITZLD.....	-	-	-	-	-	737 880	737 880	738 840
ITALY.....	-	-	-	-	-	21 945	21 945	22 350
ISRAEL.....	-	-	-	-	-	63 522	62 622	63 200
INDIA.....	-	80 906	80 906	85 065	-	288 980	289 138	307 683
PAKISTN.....	-	-	-	-	-	17 415	17 415	18 220
CHINA M.....	-	-	-	-	-	1 098 878	1 098 878	1 113 890
JAPAN.....	-	860	860	872	-	20 569	20 569	20 773
OTH CTY.....	-	3 507	3 507	3 551	-	3 507	3 507	3 551
TOTAL.....	-	123 914	122 690	127 482	-	2 460 217	2 458 271	2 500 771
5415020	HORMONES, SYNTHETIC							(GRM)
CANADA.....	400 000	89 690	89 720	89 720	908 443	209 283	209 345	209 434
MEXICO.....	454 251	91 561	91 561	92 416	3 402 627	1 715 820	1 736 223	1 745 827
PANAMA.....	-	-	-	-	30 000	67 375	67 375	67 649
BAHAMAS.....	276 000	414 000	414 000	414 674	1 223 583	2 450 007	2 356 432	2 455 051
SWEDEN.....	86 913	13 642	13 642	14 290	463 140	40 552	40 552	42 816
U KING.....	19 003	19 770	19 770	19 869	38 886	45 654	41 877	46 833
NETHLD.....	361 014	597 637	595 479	599 955	1 284 097	1 560 486	1 558 328	1 570 329
BELGIUM.....	-	-	-	-	48	23 379	23 379	23 647
FRANCE.....	644 279	782 570	766 542	770 351	3 412 706	3 708 012	3 678 892	3 696 014
W GERM.....	601 500	463 439	374 717	377 727	1 962 734	1 434 926	1 338 549	1 350 621
AUSTRIA.....	-	-	-	-	143 809	5 983	5 983	6 300
SWITZLD.....	120 000	74 662	74 662	75 236	435 400	310 436	310 436	312 510
ITALY.....	5 000	28 600	28 600	28 877	143 304	143 520	143 522	144 599
LEBANON.....	40 000	87 600	87 600	88 126	40 000	87 600	87 600	88 126
CHINA M.....	-	-	-	-	15 000	14 280	14 280	14 529
OTH CTY.....	-	-	-	-	4 423	4 670	4 670	4 779
TOTAL.....	3 007 960	2 663 171	2 556 293	2 571 241	13 504 200	11 821 983	11 617 443	11 779 064
5415040	HORMONES, NSPF							(GRM)
MEXICO.....	-	-	-	-	303 000	91 372	91 372	91 750
ARGENT.....	8 998	7 200	7 200	7 382	513 481	38 725	38 785	39 830
SWEDEN.....	15	1 170	1 170	1 215	38 741	61 728	61 728	62 215
NETHLD.....	497 781	358 235	358 235	360 120	1 405 474	1 028 546	1 028 546	1 034 181
FRANCE.....	100	19 040	19 040	19 440	3 646	171 524	171 524	172 235
SWITZLD.....	-	-	-	-	43 783	200 029	200 029	200 495
ITALY.....	5	1 040	1 040	1 061	175 210	16 208	16 208	17 160
OTH CTY.....	335	1 171	1 170	1 198	101 472	8 302	8 235	9 159
TOTAL.....	507 234	387 856	387 855	390 416	2 584 807	1 616 434	1 616 427	1 627 025
5416100	DRUG COMPOUNDS OF VEGETABLE ORIGIN, NSPF							
CANADA.....	-	14 765	11 094	14 851	-	25 463	18 370	25 607
SWEDEN.....	-	3 842	3 952	3 991	-	343 124	342 327	350 383
DENMARK.....	-	-	-	-	-	12 285	12 285	12 875
U KING.....	-	2 375	2 123	2 403	-	258 166	256 486	274 688
IRELAND.....	-	986	986	1 281	-	12 578	12 578	13 736
FRANCE.....	-	-	-	-	-	86 368	86 368	89 526
W GERM.....	-	1 219	1 219	1 326	-	20 717	20 717	21 966
SWITZLD.....	-	-	-	-	-	150 391	148 427	149 841
ITALY.....	-	-	-	-	-	17 444	17 444	18 669
CHINA M.....	-	654	654	683	-	6 371	6 371	6 836
KOR REP.....	-	29 758	29 758	34 023	-	73 756	73 756	80 441
HG KONG.....	-	48 000	53 041	53 281	-	63 835	68 876	70 989
JAPAN.....	-	39 056	39 544	39 894	-	51 772	52 260	53 046
OTH CTY.....	-	-	-	-	-	2 288	2 355	2 691
TOTAL.....	-	140 655	142 371	151 733	-	1 124 558	1 118 620	1 171 294
5416410	DRUGS, NATURAL, ADVANCED, ANIMAL ORIGIN							(LB)
CANADA.....	315	17 885	17 885	17 997	665	37 885	37 885	38 087
BRAZIL.....	2 205	5 200	5 200	5 596	149 974	137 059	137 189	159 745
URUGUAY.....	9 007	8 921	8 921	9 759	151 337	182 618	182 618	204 756
ARGENT.....	22 140	25 868	25 868	28 118	115 505	115 097	115 097	126 110
W GERM.....	1 544	8 936	8 936	9 042	1 654	12 611	12 611	13 555
ITALY.....	-	-	-	-	1	24 000	24 000	24 509
AUSTRAL.....	9 806	71 407	71 407	73 666	19 819	144 129	144 129	148 217
OTH CTY.....	55	720	720	768	2 121	5 357	5 357	5 762
TOTAL.....	45 072	138 937	138 937	144 946	441 076	658 756	658 886	720 741

Table 2. Schedule A Commodity by Country of Origin,
Customs Value, F.a.s. and C.i.f.—Continued

(For information on coverage, definitions of Customs, f.a.s., and c.i.f. values, see Explanation of Statistics. Shipments valued less than \$251 are shown only under Schedule A commodity number 990.0000 and excluded from all other commodities. OTH CTY represents total for countries averaging under \$1,000 per month based on Customs Value)

Country of origin	Schedule A commodity number, description and unit of quantity							
	Current month				Cumulative, January to date			
	Net quantity	Value (dollars)			Net quantity	Value (dollars)		
		Customs	F.a.s.	C.i.f.		Customs	F.a.s.	C.i.f.
5416420	DRUG COMPOUNDS OF ANIMAL ORIGIN, NSPF							(LB)
CANADA.....	-	-	-	-	4 750	351 219	351 219	351 219
BRAZIL.....	-	-	-	-	31	30 000	30 000	30 211
U KING.....	475	11 947	11 947	12 332	4 470	99 206	99 206	101 379
NETHLDs.....	-	-	-	-	3 804	64 402	64 402	64 768
FRANCE.....	-	-	-	-	198	15 328	15 328	15 555
W GERM.....	-	-	-	-	25 268	253 827	253 827	258 260
HUNGARY.....	-	-	-	-	31	24 176	24 176	24 419
POLAND.....	-	-	-	-	5 512	95 670	95 670	98 000
ITALY.....	-	-	-	-	667	19 262	19 262	19 825
YUGOSLV.....	-	-	-	-	992	21 236	21 236	22 200
JAPAN.....	1 102	3 113	3 113	3 250	1 905	19 659	19 659	21 316
OTH CTY.....	-	-	-	-	810	4 816	4 816	5 357
TOTAL.....	1 577	15 060	15 060	15 582	48 438	998 801	998 801	1 012 509
5416430	VIRUSES, SERUMS, TOXINS, AND BIOLOGICAL PRODUCTS, ETC							
CANADA.....	-	150 573	151 519	151 892	-	299 242	300 377	302 263
MEXICO.....	-	366	366	415	-	30 840	30 840	31 652
NICARAG.....	-	-	-	-	-	406 000	406 000	409 269
COLOMB.....	-	36 663	36 663	38 771	-	141 068	141 068	148 094
U KING.....	-	31 576	31 576	32 819	-	286 267	286 267	293 523
BELGIUM.....	-	674	674	724	-	114 835	114 535	119 075
FRANCE.....	-	63 640	63 640	67 990	-	86 314	86 314	92 535
W GERM.....	-	1 512	1 512	1 531	-	40 023	40 023	41 763
SWITZLD.....	-	-	-	-	-	9 436	9 436	10 067
ITALY.....	-	6 340	6 340	6 467	-	30 743	30 743	31 446
JAPAN.....	-	9 406	9 406	10 373	-	10 315	10 315	11 309
REP SAF.....	-	50 000	50 000	50 350	-	103 700	103 700	110 572
OTH CTY.....	-	8 480	8 480	8 805	-	19 696	19 716	20 863
TOTAL.....	-	359 230	360 176	370 137	-	1 578 479	1 579 334	1 622 431
5417020	VITAMINS, IN PILL, TABLET, TROCHE, AND OTHER DOSAGE FORMS							
U KING.....	-	12 460	12 460	13 169	-	351 834	348 302	362 880
JAPAN.....	-	14 468	13 408	14 350	-	14 468	13 408	14 350
OTH CTY.....	-	2 670	2 670	3 017	-	8 666	8 666	9 285
TOTAL.....	-	29 598	28 538	30 536	-	374 968	370 376	386 515
5417040	DRUGS & RELATED PRODUCTS, NSPF, INCLUDING MINERAL OIL & SALTS, ETC, FOR MEDICINAL PURPOSES							
CANADA.....	-	4 113	4 155	4 155	-	146 582	145 758	149 867
MEXICO.....	-	-	-	-	-	26 756	26 756	28 946
ARGENT.....	-	-	-	-	-	18 626	18 626	21 358
SWEDEN.....	-	668	668	692	-	5 976	5 983	6 224
U KING.....	-	1 147 660	1 146 660	1 119 474	-	4 975 003	4 985 323	5 168 392
NETHLDs.....	-	2 100	2 100	2 303	-	6 246	6 246	6 736
BELGIUM.....	-	-	-	-	-	26 159	23 858	25 278
FRANCE.....	-	1 022	1 022	1 080	-	6 721	5 140	5 360
W GERM.....	-	40 781	40 556	42 567	-	160 014	159 928	167 675
SWITZLD.....	-	10 600	10 600	11 264	-	25 243	25 243	26 436
SPAIN.....	-	11 166	11 774	11 774	-	59 665	49 274	49 274
ITALY.....	-	1 111 212	1 109 657	1 118 831	-	1 145 215	1 145 215	1 145 215
CHINA M.....	-	521	521	573	-	23 975	23 975	26 205
KOR REP.....	-	48 806	48 806	51 578	-	254 865	254 865	269 663
HG KONG.....	-	4 046	4 046	4 358	-	26 226	26 226	27 570
JAPAN.....	-	340 454	340 124	346 339	-	665 627	665 555	679 475
OTH CTY.....	-	839	839	1 002	-	10 230	10 272	11 338
TOTAL.....	-	2 723 988	2 721 528	2 715 990	-	10 583 129	10 056 274	10 322 720
5418000	DRUGS, NES							(LB)
CANADA.....	114 524	55 151	54 109	54 330	239 788	202 363	191 288	202 632
MEXICO.....	1 938	201 768	201 768	202 590	22 411	1 486 518	1 487 082	1 493 581
BAHAMAS.....	14	357 000	357 000	357 840	136	660 108	659 224	661 584
PERU.....	-	-	-	-	1 023	10 208	10 208	10 330
BRAZIL.....	26	285	285	314	1 154	121 808	121 808	126 024
SWEDEN.....	509	5 478	5 478	5 607	43 066	175 015	173 548	179 909
FINLAND.....	-	-	-	-	661	12 186	12 186	12 301
DENMARK.....	9 921	21 698	21 698	22 675	47 405	56 479	56 479	59 075
U KING.....	57 137	218 694	219 094	224 111	112 782	619 370	619 770	633 187
IRELAND.....	-	-	-	-	10 640	141 574	141 887	145 090
NETHLDs.....	-	-	-	-	5 408	145 634	145 634	146 733
BELGIUM.....	-	-	-	-	57 630	59 061	59 028	59 607
FRANCE.....	64 330	98 695	98 695	102 724	199 719	430 440	430 416	449 499
W GERM.....	3 362	56 809	54 174	55 317	127 591	634 820	626 866	643 586
AUSTRIA.....	-	-	-	-	7 725	12 951	12 951	13 715
SWITZLD.....	820	62 541	62 541	63 256	147 266	679 043	681 162	694 500
POLAND.....	-	-	-	-	2 205	33 518	33 518	34 000
SPAIN.....	-	-	-	-	2 315	22 974	22 974	24 675
ITALY.....	719	19 536	19 536	20 283	56 167	84 237	84 334	89 797
BULGAR.....	28 219	18 652	18 652	21 052	52 437	37 955	37 955	43 153
ISRAEL.....	1 112	6 298	6 298	6 484	1 112	6 298	6 298	6 484
INDIA.....	507	303	303	380	5 883	25 460	25 941	28 119
CHINA M.....	3 095	8 664	8 664	9 561	14 804	34 205	34 208	37 523
KOR REP.....	-	-	-	-	6 573	16 071	16 071	17 271
HG KONG.....	12 516	17 057	17 059	17 809	25 559	31 463	31 507	33 191
CHINA T.....	-	-	-	-	6 944	15 300	15 300	15 991
JAPAN.....	24 402	91 662	90 710	93 425	93 782	461 901	452 839	472 755

Table 2. Schedule A Commodity by Country of Origin,
Customs Value, F.a.s. and C.i.f.—Continued

(For information on coverage, definitions of Customs, f.a.s., and c.i.f. values, see Explanation of Statistics. Shipments valued less than \$251 are shown only under Schedule A commodity number 990.0000 and excluded from all other commodities. OTH CTY represents total for countries averaging under \$1,000 per month based on Customs Value)

Country of origin	Schedule A commodity number, description and unit of quantity							
	Current month				Cumulative, January to date			
	Net quantity	Value (dollars)			Net quantity	Value (dollars)		
Customs		F.a.s.	C.i.f.	Customs		F.a.s.	C.i.f.	
AUSTRAL.....	-	-	-	-	4 398	29 617	29 617	30 376
OTH CTY.....	470	2 069	2 087	2 343	28 119	18 808	18 703	20 025
TOTAL.....	323 621	1 242 360	1 238 151	1 260 101	1 324 703	6 265 385	6 238 802	6 384 773
5419100	BANDAGES, ETC, COATED OR IMPREGNATED WITH MEDICINALS							(LB)
CANADA.....	45 665	53 638	53 742	53 742	349 056	480 070	481 561	481 722
U KING.....	-	-	-	-	24 960	105 892	105 903	110 693
W GERM.....	699	1 284	1 284	1 319	2 506	9 816	9 816	10 262
JAPAN.....	1 684	5 530	5 530	6 023	13 634	45 466	45 466	49 834
OTH CTY.....	-	-	-	-	551	401	401	414
TOTAL.....	48 048	60 452	60 556	61 084	390 707	641 645	643 147	652 925
5419900	PHARMACEUTICAL GOODS, NES							
U KING.....	-	4 411	4 411	4 642	-	5 368	5 368	5 654
FRANCE.....	-	-	-	-	-	71 327	71 327	74 675
W GERM.....	-	58 132	58 132	59 941	-	253 505	253 496	263 744
SWITZLD.....	-	-	-	-	-	9 204	9 204	9 747
OTH CTY.....	-	280	282	282	-	10 122	10 144	10 453
TOTAL.....	-	62 823	62 825	64 665	-	349 526	349 539	364 273
5511005	OIL, BERGAMOT							(LB)
FRANCE.....	1 220	19 980	20 067	20 550	1 661	24 786	24 873	25 712
SWITZLD.....	66	1 167	1 167	1 217	2 447	41 266	41 266	42 216
ITALY.....	3 858	39 268	39 348	41 585	18 169	216 912	217 252	224 952
OTH CTY.....	-	-	-	-	100	744	744	927
TOTAL.....	5 144	60 415	60 582	63 352	22 377	283 708	284 135	293 807
5511010	OIL, CITRONELLA							(LB)
U KING.....	-	-	-	-	5 775	20 559	20 559	24 237
SRI LKA.....	-	-	-	-	69 976	123 737	123 737	132 200
INDNSIA.....	79 032	109 274	109 274	122 951	317 383	540 178	540 388	592 203
CHINA M.....	-	-	-	-	8 730	35 896	35 896	36 836
CHINA T.....	-	-	-	-	130 800	408 658	408 658	418 078
JAPAN.....	-	-	-	-	15 000	28 870	28 870	29 815
OTH CTY.....	-	-	-	-	397	1 712	1 712	1 789
TOTAL.....	79 032	109 274	109 274	122 951	548 061	1 159 610	1 159 820	1 235 156
5511015	OIL, GERANIUM							(LB)
FRANCE.....	330	4 944	4 944	5 062	5 652	120 443	120 432	123 877
SWITZLD.....	11	343	343	356	452	13 433	13 433	13 761
CHINA M.....	-	-	-	-	882	19 617	19 617	19 798
ALGERIA.....	-	-	-	-	3 520	71 745	71 745	74 936
EGYPT.....	-	-	-	-	661	11 130	11 250	11 376
MOZAMBO.....	-	-	-	-	1 102	27 163	27 163	28 518
F IND O.....	-	-	-	-	9 478	253 797	253 797	261 200
OTH CTY.....	-	-	-	-	100	670	670	622
TOTAL.....	341	5 287	5 287	5 418	21 847	517 998	518 107	534 288
5511020	OILS, LAVENDER AND SPIKE LAVENDER							(LB)
ARGENT.....	-	-	-	-	9 900	56 932	56 932	58 590
FRANCE.....	2 622	53 894	53 894	55 221	14 341	248 985	248 978	255 648
SWITZLD.....	-	-	-	-	331	5 831	5 831	6 072
SPAIN.....	-	-	-	-	11 024	162 953	162 953	165 067
BULGAR.....	-	-	-	-	13 228	138 600	138 600	141 300
ALGERIA.....	-	-	-	-	6 614	79 009	79 009	80 263
TOTAL.....	2 622	53 894	53 894	55 221	55 438	692 310	692 303	706 940
5511025	OIL, LEMON							(LB)
CANADA.....	-	-	-	-	2 400	5 928	5 928	6 108
MEXICO.....	-	-	-	-	1 300	25 740	25 740	26 456
BRAZIL.....	-	-	-	-	16 365	96 110	96 110	99 776
ARGENT.....	-	-	-	-	9 921	44 700	44 700	46 699
FRANCE.....	-	-	-	-	66	8 260	8 258	8 404
W GERM.....	55	7 354	7 354	7 499	539	23 303	23 303	23 974
SWITZLD.....	1 245	7 560	7 560	7 828	1 355	8 906	8 906	9 244
ITALY.....	12 400	96 486	96 486	99 675	182 349	1 195 383	1 197 068	1 231 162
ISRAEL.....	-	-	-	-	22 158	140 696	140 696	143 266
REP SAF.....	-	-	-	-	22 376	49 414	49 414	53 520
OTH CTY.....	17	2 601	2 601	2 675	58	5 371	5 371	5 777
TOTAL.....	13 717	114 001	114 001	117 677	258 887	1 603 811	1 605 434	1 654 386
5511030	OIL, LIME							(LB)
MEXICO.....	66 848	528 852	528 852	529 170	206 014	1 671 991	1 671 970	1 679 271
SALVADR.....	-	-	-	-	706	5 214	5 214	5 279
JAMAICA.....	-	-	-	-	4 000	36 320	36 400	36 659
HAITI.....	-	-	-	-	8 002	43 640	43 640	44 873
DOM REP.....	-	-	-	-	8 065	55 392	55 392	56 640
TRINID.....	5 952	41 912	41 912	42 472	16 688	116 401	116 401	118 053
BRAZIL.....	-	-	-	-	1 901	9 445	9 445	9 730
OTH CTY.....	-	-	-	-	957	8 377	8 377	8 629
TOTAL.....	72 800	570 764	570 764	571 642	246 333	1 946 780	1 946 839	1 959 334

Table 2. Schedule A Commodity by Country of Origin,
Customs Value, F.a.s. and C.i.f.—Continued

(For information on coverage, definitions of Customs, f.a.s., and c.i.f. values, see Explanation of Statistics. Shipments valued less than \$251 are shown only under Schedule A commodity number 990.0000 and excluded from all other commodities. OTH CTY represents total for countries averaging under \$1,000 per month based on Customs Value)

Country of origin	Schedule A commodity number, description and unit of quantity							
	Net quantity	Current month			Net quantity	Cumulative, January to date		
		Value (dollars)				Value (dollars)		
	Customs	F.a.s.	C.i.f.	Customs	F.a.s.	C.i.f.		
5511035	OIL, LIGNALOE OR BOIS DE ROSE						(LB)	
PERU.....	-	-	-	-	12 000	53 700	53 700	56 288
BRAZIL.....	-	-	-	-	3 968	17 657	17 657	18 924
OTH CTY.....	-	-	-	-	386	2 255	2 255	2 374
TOTAL.....	-	-	-	-	16 354	73 612	73 612	77 586
5511040	OIL, PETTIGRAIN						(LB)	
BRAZIL.....	4 409	23 824	23 824	25 042	15 701	81 581	81 581	85 257
PARAGUA.....	-	-	-	-	38 418	226 433	226 433	238 680
SWITZLD.....	-	-	-	-	7 143	56 073	56 073	57 281
OTH CTY.....	198	3 903	3 903	4 113	504	8 195	8 195	8 611
TOTAL.....	4 607	27 727	27 727	29 155	61 766	372 282	372 282	389 829
5511045	OIL, ATTAR OF ROSES						(AOZ)	
FRANCE.....	2 192	86 760	86 760	88 173	7 233	256 127	256 094	259 465
BULGAR.....	-	-	-	-	705	53 500	53 500	53 814
TURKEY.....	-	-	-	-	811	66 838	66 838	67 466
TOTAL.....	2 192	86 760	86 760	88 173	8 749	376 465	376 432	380 747
5511050	OIL, SANDALWOOD						(LB)	
FRANCE.....	165	8 022	8 022	7 813	1 745	30 832	30 832	31 008
INDIA.....	507	17 200	17 200	17 715	4 142	223 225	223 225	229 508
INDNSIA.....	-	-	-	-	2 204	90 000	90 000	95 307
CHINA M.....	-	-	-	-	661	20 186	20 186	20 335
JAPAN.....	-	-	-	-	287	8 100	8 100	8 580
TOTAL.....	672	25 222	25 222	25 528	9 039	372 343	372 343	384 738
5511060	NUTMEG OIL						(LB)	
BAHAMAS.....	1 625	7 166	7 166	7 250	1 625	7 166	7 166	7 250
SRI LKA.....	1 000	5 227	5 273	5 589	3 100	18 037	18 083	18 827
SINGAPR.....	-	-	-	-	4 189	25 450	25 450	26 184
INDNSIA.....	9 811	47 451	46 221	47 877	46 762	241 710	239 488	247 643
OTH CTY.....	-	-	-	-	344	2 408	2 401	2 490
TOTAL.....	12 436	59 844	58 660	60 716	56 020	294 771	292 588	302 394
5511080	OILS, DISTILLED OR ESSENTIAL, NSPF INCLUDING TERPENELESS OILS						(LB)	
CANADA.....	6 800	48 834	48 930	49 170	13 688	92 218	92 552	92 792
MEXICO.....	1 367	129 734	129 734	130 607	8 219	369 952	369 952	372 463
GUATMAL.....	56 200	119 922	119 922	122 165	57 400	136 547	136 527	139 000
BAHAMAS.....	-	-	-	-	10 195	101 616	101 616	101 950
JAMAICA.....	9 210	49 993	49 993	51 650	18 080	156 321	156 321	159 411
HAITI.....	-	-	-	-	45 411	807 024	807 024	819 201
DOM REP.....	305	1 522	1 522	1 578	19 926	99 247	99 247	101 528
LW WW I.....	-	-	-	-	880	7 751	7 751	7 944
VENEZ.....	-	-	-	-	257	7 237	7 237	7 635
BRAZIL.....	144 842	106 151	106 151	121 576	834 768	850 905	848 426	929 110
PARAGUA.....	11 023	20 975	20 975	23 005	70 264	189 281	189 521	201 539
U KING.....	186	4 045	4 045	4 289	2 660	43 110	43 120	44 126
NETHLD.....	88	18 320	18 320	18 475	9 429	120 019	119 778	124 294
BELGIUM.....	397	4 241	4 241	4 335	507	30 874	30 874	31 327
FRANCE.....	88 337	762 193	762 410	779 377	362 221	3 462 614	3 451 455	3 523 793
W GERM.....	374	3 202	3 202	3 312	512	9 356	9 356	9 725
AUSTRIA.....	200	6 753	6 753	6 823	420	9 165	9 165	9 353
HUNGARY.....	-	-	-	-	9 762	116 134	116 134	118 644
SWITZLD.....	730	11 067	11 067	11 612	13 805	221 363	221 363	224 732
USSR.....	-	-	-	-	441	5 539	5 539	5 644
SPAIN.....	6 172	27 955	27 955	28 809	63 903	247 894	246 079	256 196
PORTUGL.....	117 726	211 436	210 866	234 836	168 642	407 231	406 525	437 369
ITALY.....	220	67 500	67 500	68 064	12 182	295 636	295 711	300 339
YUGOSLV.....	1 874	9 620	9 620	9 972	8 378	37 342	37 342	38 406
BULGAR.....	-	-	-	-	11 023	80 000	76 667	80 767
ISRAEL.....	11 111	2 740	2 740	3 568	41 204	10 778	10 778	13 655
INDIA.....	500	6 989	6 989	7 633	4 379	44 637	44 637	46 856
SRI LKA.....	6 690	16 206	16 206	17 119	8 980	23 875	23 875	25 262
INDNSIA.....	26 454	75 734	59 934	63 322	127 349	340 910	325 220	344 018
CHINA M.....	9 128	116 783	116 783	119 098	387 568	1 271 523	1 271 633	1 314 898
HG KONG.....	-	-	-	-	4 762	39 890	39 890	40 719
CHINA T.....	11 023	12 068	12 068	12 806	74 797	102 014	102 231	106 669
JAPAN.....	4 150	111 013	111 013	112 050	12 570	195 722	195 722	198 606
AUSTRAL.....	4 409	12 523	12 523	12 977	22 671	65 699	65 689	68 287
TUNISIA.....	7 937	28 434	28 434	29 002	21 165	112 231	112 231	114 248
EGYPT.....	-	-	-	-	386	17 388	17 388	17 955
ZAIRE.....	-	-	-	-	23 596	17 265	17 265	20 642
TNZANIA.....	-	-	-	-	48 600	187 295	187 295	193 924
MALAGAS.....	-	-	-	-	1 146	26 929	27 940	29 893
F IND O.....	-	-	-	-	1 680	34 062	34 098	34 696
REP SAF.....	-	-	-	-	128	9 365	9 365	9 763
OTH CTY.....	-	-	-	-	5 417	6 809	6 810	7 576
TOTAL.....	527 453	1 985 953	1 969 896	2 047 230	2 529 371	10 410 768	10 377 349	10 724 955
5512320	FLAVORING EXTRACTS, FRUIT FLAVORS, ETC, NSPF, NOT CONTAINING ALCOHOL						(LB)	
CANADA.....	9 321	61 057	61 736	61 736	25 254	130 680	131 703	131 703
MEXICO.....	73	686	686	705	3 616	10 882	10 882	11 568

Table 2. Schedule A Commodity by Country of Origin,
Customs Value, F.a.s. and C.i.f.—Continued

(For information on coverage, definitions of Customs, f.a.s., and c.i.f. values, see Explanation of Statistics. Shipments valued less than \$251 are shown only under Schedule A commodity number 990.0000 and excluded from all other commodities. OTH CTY represents total for countries averaging under \$1,000 per month based on Customs Value)

Country of origin	Schedule A commodity number, description and unit of quantity							
	Current month			Cumulative, January to date				
	Net quantity	Value (dollars)			Net quantity	Value (dollars)		
Customs		F.a.s.	C.i.f.	Customs		F.a.s.	C.i.f.	
VENEZ.....	-	-	-	-	3 379	5 212	5 212	5 785
ARGENT.....	-	-	-	-	16 036	5 179	5 179	5 467
DENMARK.....	-	-	-	-	1 548	5 794	5 794	5 066
U KING.....	877	5 923	5 923	5 149	36 281	85 851	85 852	89 604
NETHLDs.....	3 665	9 208	9 209	10 908	63 688	268 208	266 387	299 541
FRANCE.....	500	5 721	5 721	5 826	10 703	74 788	74 796	77 047
W GERM.....	452	1 642	1 642	1 849	6 886	46 858	46 858	49 624
SWITZLD.....	7 120	65 411	65 411	68 171	26 213	289 366	278 184	299 369
USSR.....	992	37 125	37 125	39 167	992	37 125	37 125	39 167
SPAIN.....	21 263	187 616	187 036	189 174	118 176	1 214 166	1 211 701	1 226 261
TURKEY.....	26 455	120 000	120 000	121 136	66 138	300 000	300 000	303 355
INDIA.....	5 000	29 103	29 103	29 999	5 110	29 911	29 911	31 053
SINGAPR.....	-	-	-	-	85 194	554 462	554 462	565 588
JAPAN.....	524	8 102	8 102	9 464	1 862	30 193	30 193	33 461
MOROC.....	-	-	-	-	24 251	243 000	243 000	251 950
SENEGAL.....	18 307	157 112	157 112	159 553	85 254	650 957	650 957	661 767
ETHIOP.....	-	-	-	-	65 946	523 711	523 711	554 649
OTH CTY.....	1 428	941	941	1 141	10 275	22 833	22 563	23 974
TOTAL.....	95 977	689 647	689 747	704 978	656 802	4 549 176	4 534 470	4 667 271
5512340	ARTIFICIAL MIXTURES OF AROMATIC OR ODORIFEROUS SUBSTANCES, 10% OR LESS ALCOHOL (LB)							
CANADA.....	920	1 339	1 352	1 352	12 610	14 354	14 534	14 534
VENEZ.....	6 316	25 520	25 520	26 256	6 316	25 520	25 520	26 256
U KING.....	6 000	23 116	23 116	23 933	15 578	86 810	86 810	92 087
NETHLDs.....	20 713	35 770	35 770	37 229	36 838	75 929	75 983	83 740
FRANCE.....	30 153	478 575	475 946	488 247	115 676	2 632 723	2 618 450	2 690 080
W GERM.....	8 335	96 401	96 401	98 831	25 365	239 737	239 737	247 689
SWITZLD.....	41 883	684 097	698 065	724 055	137 387	2 629 584	2 549 653	2 633 612
SPAIN.....	110	753	753	919	553	5 696	5 696	6 395
JAPAN.....	1 464	6 155	6 155	8 200	10 212	66 599	67 599	72 147
OTH CTY.....	-	-	-	-	3 305	9 023	9 023	10 769
TOTAL.....	115 894	1 351 726	1 363 078	1 409 022	363 840	5 785 975	5 693 005	5 877 309
5512360	FLAVORING EXTRACTS, AROMATIC AND ODORIFEROUS SUBSTANCES, NSPF							
CANADA.....	-	2 601	2 511	2 511	-	6 257	6 185	6 185
BRAZIL.....	-	-	-	-	-	6 666	6 866	15 791
ARGENT.....	-	-	-	-	-	8 718	8 718	9 729
U KING.....	-	47 971	47 971	52 319	-	140 020	140 020	151 471
NETHLDs.....	-	4 460	4 461	6 277	-	12 448	12 424	15 598
FRANCE.....	-	-	-	-	-	583 594	583 131	595 272
W GERM.....	-	1 185	1 185	1 275	-	8 066	8 067	8 749
AUSTRIA.....	-	-	-	-	-	5 640	5 640	6 200
SWITZLD.....	-	12 871	12 871	13 260	-	26 382	26 382	27 491
REP SAF.....	-	-	-	-	-	41 317	41 317	47 620
OTH CTY.....	-	1 663	1 663	1 966	-	9 546	9 546	11 279
TOTAL.....	-	70 751	70 662	77 608	-	848 854	848 296	895 385
5512500	ENFLEURAGE GREASES, FLORAL ESSENCES AND CONCRETES, ETC, CONTAINING NO ALCOHOL (LB)							
CANADA.....	-	-	-	-	7 682	51 546	51 601	51 601
NETHLDs.....	4	1 266	1 266	1 285	114	8 120	8 120	8 299
FRANCE.....	6 656	358 068	358 068	365 297	27 617	1 921 777	1 921 500	1 955 419
W GERM.....	330	20 562	20 562	20 940	771	30 857	30 857	31 530
SWITZLD.....	66	67 853	67 853	68 153	94	70 427	70 427	70 808
ITALY.....	53	13 402	13 402	13 683	53	13 402	13 402	13 683
YUGOSLV.....	441	13 008	13 008	13 443	2 425	43 137	43 137	43 922
OTH CTY.....	71	563	570	660	530	11 099	11 132	11 809
TOTAL.....	7 621	474 722	474 729	483 461	39 286	2 150 365	2 150 176	2 187 071
5530020	PERFUMES, COLOGNES AND TOILET WATERS (LB)							
CANADA.....	-	-	-	-	1 673	13 172	13 172	13 440
MEXICO.....	9 491	24 129	24 129	24 344	9 491	24 129	24 129	24 344
C RICA.....	-	-	-	-	1 729	30 099	30 099	31 250
PANAMA.....	300	11 006	11 006	11 615	3 069	81 397	81 929	86 226
VENEZ.....	-	-	-	-	558	5 059	5 059	5 282
U KING.....	137	1 289	1 289	1 452	7 975	53 508	52 916	60 811
NETHLDs.....	412	6 916	6 916	7 772	412	6 916	6 916	7 772
FRANCE.....	80 552	1 547 083	1 311 642	1 390 200	450 617	7 546 773	6 901 804	7 269 357
W GERM.....	179	859	859	986	1 314	7 251	7 251	8 395
SPAIN.....	1 125	9 916	8 459	10 759	42 696	247 496	227 475	264 180
ITALY.....	1 316	3 863	3 863	4 367	3 507	20 358	20 383	24 389
HG KONG.....	640	1 269	1 396	1 566	4 035	7 556	8 264	9 406
JAPAN.....	1 055	8 770	8 779	9 461	6 500	54 173	54 182	58 796
OTH CTY.....	600	4 863	4 863	5 750	1 803	9 063	9 063	10 717
TOTAL.....	95 807	1 619 963	1 383 201	1 468 272	535 379	8 106 950	7 442 642	7 874 365
5530040	COSMETICS AND OTHER TOILET PREPARATIONS, INCLUDING INCENSE, JOSS STICKS, BAY WATER, ETC							
CANADA.....	-	57 388	51 950	59 275	-	412 825	401 065	420 497
MEXICO.....	-	24 124	24 124	24 788	-	86 127	86 301	88 950
BERMUDA.....	-	-	-	-	-	60 650	60 650	62 557
VENEZ.....	-	10 512	1 788	1 922	-	18 661	9 937	10 615
SWEDEN.....	-	-	-	-	-	57 694	57 694	62 284
DENMARK.....	-	2 824	1 986	2 926	-	24 829	22 425	24 101
U KING.....	-	340 182	339 014	370 692	-	1 440 295	1 438 057	1 579 585
IRELAND.....	-	-	-	-	-	63 066	63 066	68 436
NETHLDs.....	-	4 234	4 234	4 537	-	11 975	11 975	13 205

Table 2. Schedule A Commodity by Country of Origin,
Customs Value, F.a.s. and C.i.f.—Continued

(For information on coverage, definitions of Customs, f.a.s., and c.i.f. values, see Explanation of Statistics. Shipments valued less than \$251 are shown only under Schedule A commodity number 990.0000 and excluded from all other commodities. OTH CTY represents total for countries averaging under \$1,000 per month based on Customs Value)

Country of origin	Schedule A commodity number, description and unit of quantity							
	Current month			Cumulative, January to date				
	Net quantity	Value (dollars)			Net quantity	Value (dollars)		
Customs		F.a.s.	C.i.f.	Customs		F.a.s.	C.i.f.	
BELGIUM.....	-	5 705	5 705	6 089	-	14 095	14 095	15 686
FRANCE.....	-	529 886	528 858	575 728	-	2 215 184	2 179 362	2 347 045
W GERM.....	-	18 295	18 295	20 942	-	396 793	396 530	429 524
SWITZLD.....	-	70 628	70 627	75 954	-	223 068	223 067	237 866
SPAIN.....	-	55 225	51 394	57 007	-	301 332	297 829	327 203
ITALY.....	-	17 962	17 962	23 189	-	213 716	213 779	238 988
LEBANON.....	-	4 749	4 749	6 480	-	5 361	5 361	7 206
ISRAEL.....	-	4 620	4 620	6 056	-	20 131	20 131	23 585
INDIA.....	-	48 226	48 227	58 909	-	173 737	173 737	210 274
CHINA M.....	-	2 230	2 230	3 150	-	11 877	11 877	16 691
KOR REP.....	-	7 946	7 946	12 325	-	11 460	11 460	16 261
HG KONG.....	-	12 837	12 871	17 723	-	30 739	30 778	38 061
CHINA T.....	-	1 454	1 509	1 777	-	17 629	17 715	20 205
JAPAN.....	-	242 571	243 743	273 645	-	860 777	865 583	955 741
OTH CTY.....	-	4 733	4 733	5 335	-	18 309	18 306	20 384
TOTAL.....	-	1 466 331	1 466 565	1 608 449	-	6 690 330	6 630 780	7 234 950
5541000	SOAPS INCLUDING SOAP POWDERS, BUT NOT INCLUDING SYNTHETIC DETERGENTS (LB)							
CANADA.....	17 211	6 351	6 678	6 678	108 912	88 841	90 095	90 095
MEXICO.....	2 942	10 821	10 899	11 027	27 029	24 206	23 398	23 526
C RICA.....	-	-	-	-	32 854	36 759	36 759	38 358
SWEDEN.....	3 411	2 132	2 132	2 405	9 033	7 740	7 740	8 449
FINLAND.....	366	288	288	332	9 572	10 410	10 410	11 407
U KING.....	34 622	28 135	28 136	31 426	213 977	149 473	149 598	167 780
NETHLDs.....	-	-	-	-	3 257	5 523	5 523	5 773
FRANCE.....	18 961	53 282	51 373	55 681	131 653	330 713	321 875	353 363
W GERM.....	7 102	6 492	6 490	7 477	16 403	20 912	20 598	23 208
SWITZLD.....	21 116	32 088	32 088	34 988	43 518	64 824	64 974	72 145
SPAIN.....	7 924	12 397	12 589	14 338	256 293	331 868	332 316	358 366
ITALY.....	-	-	-	-	6 149	11 912	11 916	16 511
CHINA M.....	508	341	341	355	9 309	6 592	6 607	7 960
KOR REP.....	-	-	-	-	69 184	70 109	70 109	77 858
HG KONG.....	3 646	3 031	3 031	3 296	7 668	6 006	5 973	6 535
JAPAN.....	3 598	11 296	11 296	12 570	25 697	73 067	73 759	80 594
OTH CTY.....	3 123	3 039	3 041	3 387	11 773	9 479	9 481	11 439
TOTAL.....	124 530	169 693	168 382	183 960	982 281	1 248 434	1 241 131	1 353 367
5542000	SURFACE-ACTING AGENTS AND WASHING PREPARATIONS (LB)							
CANADA.....	3 185 295	376 171	398 863	405 356	13 636 334	1 711 482	1 744 145	1 793 422
MEXICO.....	-	-	-	-	981 763	250 526	253 051	270 689
NICARAG.....	-	-	-	-	653 400	220 176	220 176	248 292
SWEDEN.....	294 698	165 750	165 779	180 618	340 664	230 428	230 084	248 115
NORWAY.....	61 024	20 137	20 137	22 248	416 164	80 675	80 675	90 803
FINLAND.....	-	-	-	-	308 000	184 800	184 800	199 872
DENMARK.....	252 730	150 343	150 343	160 422	1 504 412	936 410	936 410	1 007 875
U KING.....	82 729	18 400	17 259	19 492	436 409	272 121	272 313	292 200
NETHLDs.....	645 165	89 684	89 884	104 026	6 423 412	1 038 874	1 043 135	1 197 557
BELGIUM.....	17 853	6 718	6 718	7 330	341 736	205 139	208 992	238 795
FRANCE.....	27 283	47 429	49 137	51 141	1 014 214	998 855	996 035	1 084 245
W GERM.....	625 181	561 679	541 016	579 662	4 568 389	2 624 849	2 536 833	2 781 392
SWITZLD.....	7 220	5 323	5 323	4 377	258 666	265 620	249 440	265 281
ITALY.....	-	-	-	-	1 990 682	620 390	620 390	686 467
JAPAN.....	2 227 278	744 556	738 156	779 176	2 848 424	1 282 970	1 276 045	1 364 607
OTH CTY.....	181 500	2 288	3 094	3 094	194 924	8 415	9 327	10 561
TOTAL.....	7 607 956	2 188 478	2 184 218	2 316 942	35 917 593	10 931 730	10 861 851	11 780 173
5543000	CREAMS, LIQUIDS, ETC, FOR CLEANING AND POLISHING, IN CONTAINERS HOLDING NOV 10 LBS EACH							
CANADA.....	-	64 771	65 098	65 140	-	139 584	138 690	140 261
DENMARK.....	-	1 934	1 934	2 147	-	8 669	8 643	9 362
U KING.....	-	144 737	92 803	101 766	-	542 971	356 289	398 528
IRELAND.....	-	-	-	-	-	6 083	6 083	6 598
NETHLDs.....	-	-	-	-	-	115 690	70 310	120 535
BELGIUM.....	-	100 041	100 041	130 685	-	113 168	113 168	148 192
FRANCE.....	-	3 330	3 330	3 443	-	6 261	6 261	6 987
W GERM.....	-	4 198	4 198	4 561	-	301 841	289 990	305 840
SWITZLD.....	-	258	258	360	-	5 419	5 419	6 402
JAPAN.....	-	1 836	1 836	2 040	-	16 564	16 564	17 288
OTH CTY.....	-	307	307	396	-	3 405	3 405	3 747
TOTAL.....	-	321 412	269 805	310 538	-	1 259 655	1 014 822	1 163 740
5612900	PHOSPHATIC FERTILIZERS AND FERTILIZER MATERIALS, NSPF (STN)							
CANADA.....	13 384	2 051 503	2 175 316	2 182 799	50 133	7 416 050	7 887 039	7 900 369
MEXICO.....	6 640	1 239 508	1 239 508	1 268 726	40 455	9 791 614	9 791 614	9 956 730
ISRAEL.....	-	-	-	-	5 216	1 154 133	1 154 133	1 423 393
TOTAL.....	20 024	3 291 011	3 414 824	3 451 525	95 804	18 361 797	18 832 786	19 280 492
5613020	POTASSIUM CHLORIDE OR MURIATE OF POTASH (STN)							
GREENLD.....	-	-	-	-	508	18 548	24 681	24 681
CANADA.....	379 744	15 040 037	18 651 030	18 650 209	2 869 580	111 293 520	139 627 722	139 643 853
W GERM.....	-	-	-	-	11 013	792 986	792 986	909 221
ISRAEL.....	-	-	-	-	43 588	2 920 663	2 920 663	3 082 004
CO BRAZ.....	7 773	479 411	479 411	550 329	21 882	1 404 055	1 404 055	1 698 873
TOTAL.....	387 517	15 519 448	19 130 441	19 200 538	2 946 571	116 429 772	144 770 107	145 878 632

Table 2. Schedule A Commodity by Country of Origin, Customs Value, F.a.s. and C.i.f.—Continued

(For information on coverage, definitions of Customs, f.a.s., and c.i.f. values, see Explanation of Statistics. Shipments valued less than \$251 are shown only under Schedule A commodity number 990.0000 and excluded from all other commodities. OTH CTY represents total for countries averaging under \$1,000 per month based on Customs Value)

Country of origin	Schedule A commodity number, description and unit of quantity							
	Current month				Cumulative, January to date			
	Net quantity	Value (dollars)			Net quantity	Value (dollars)		
Customs		F.a.s.	C.i.f.	Customs		F.a.s.	C.i.f.	
5613040	POTASSIUM SULFATE							(STN)
CANADA.....	-	-	-	-	194	5 716	7 719	7 719
FRANCE.....	-	-	-	-	14 534	1 349 817	1 349 817	1 464 364
W GERM.....	-	-	-	-	24 269	2 321 664	2 321 664	2 585 524
TOTAL.....	-	-	-	-	38 997	3 677 197	3 679 200	4 057 607
5613060	POTASSIC FERTILIZERS AND FERTILIZER MATERIALS, NSPF							(STN)
CANADA.....	101	18 849	20 342	23 095	1 721	105 423	109 152	118 300
TOTAL.....	101	18 849	20 342	23 095	1 721	105 423	109 152	118 300
5614010	CALCIUM CYANAMIDE OR LIME NITROGEN							(STN)
CANADA.....	77	21 209	21 517	21 517	56 379	111 981	113 802	113 802
W GERM.....	-	-	-	-	325	56 277	56 277	77 027
TOTAL.....	77	21 209	21 517	21 517	56 704	168 258	170 079	190 829
5614020	CALCIUM NITRATE							(STN)
CANADA.....	-	-	-	-	109	7 877	7 908	12 898
NORWAY.....	11 079	908 634	908 634	1 076 673	60 412	4 769 839	4 769 839	5 786 981
OTH CTY.....	-	-	-	-	15	3 987	3 987	5 921
TOTAL.....	11 079	908 634	908 634	1 076 673	60 536	4 781 703	4 781 734	5 805 600
5614040	UREA, ALL TYPES							(STN)
CANADA.....	14 953	2 529 025	2 574 237	2 596 581	65 088	11 260 388	11 703 283	11 737 111
TRINID.....	4 301	331 177	331 177	368 811	24 437	1 878 534	1 878 534	2 097 210
NORWAY.....	4 983	870 480	870 480	966 527	56 342	11 147 465	11 147 465	12 161 221
U KING.....	203	5 403	5 403	7 762	6 354	1 165 324	1 165 175	1 274 980
NETHLDs.....	20 275	2 834 431	2 834 431	3 134 687	163 687	22 037 113	22 037 113	24 048 201
BELGIUM.....	-	-	-	-	11 110	2 731 560	2 731 560	2 901 202
W GERM.....	-	-	-	-	5 787	1 851 862	1 851 862	1 940 724
ITALY.....	-	393	393	493	29 101	6 206 904	6 206 904	6 497 181
LEBANON.....	-	-	-	-	7 737	1 965 040	1 965 040	1 997 724
JAPAN.....	175	49 589	49 589	59 271	1 100	303 449	303 449	360 444
TOTAL.....	44 890	6 620 498	6 665 710	7 134 132	370 743	60 547 639	60 990 365	65 015 998
5614050	AMMONIUM NITRATE, ALL FORMS							(STN)
CANADA.....	-	2 841 299	2 976 478	3 017 504	-	11 683 210	12 319 778	12 440 112
NORWAY.....	-	-	-	-	-	21 889	21 889	37 809
NETHLDs.....	-	-	-	-	-	1 473 200	1 473 200	1 607 502
W GERM.....	-	1 787	1 787	1 787	-	788 458	788 458	895 800
TOTAL.....	-	2 843 086	2 978 265	3 019 291	-	13 966 757	14 603 325	14 981 223
5614060	AMMONIUM NITRATE-LIMESTONE MIXTURES							(STN)
BELGIUM.....	-	-	-	-	19 841	3 168 000	3 168 000	3 297 198
W GERM.....	-	-	-	-	29 239	3 440 393	3 440 393	3 715 155
TOTAL.....	-	-	-	-	49 080	6 608 393	6 608 393	7 012 353
5614070	AMMONIUM SULFATE, ALL FORMS							(STN)
CANADA.....	-	1 081 001	1 127 886	1 129 999	-	8 062 501	8 683 133	8 688 246
TRINID.....	-	-	-	-	-	796 063	796 063	908 338
NETHLDs.....	-	-	-	-	-	1 655 348	1 655 348	1 923 880
FRANCE.....	-	-	-	-	-	17 964	17 964	19 534
W GERM.....	-	406	406	512	-	3 488 535	3 488 535	3 779 492
TOTAL.....	-	1 081 407	1 128 292	1 130 511	-	14 020 411	14 641 043	15 319 490
5614080	NITROGEN SOLUTIONS							(STN)
CANADA.....	8 876	1 035 452	1 075 882	1 076 015	21 534	2 966 224	3 081 069	3 081 902
U KING.....	-	-	-	-	531	138 914	138 826	194 325
NETHLDs.....	7 587	629 438	629 438	695 005	29 655	2 368 025	2 368 025	2 575 482
JAPAN.....	-	-	-	-	500	136 508	136 508	162 520
TOTAL.....	16 463	1 664 890	1 705 320	1 771 020	52 220	5 609 671	5 724 428	6 014 229
5614090	NITROGENOUS FERTILIZERS AND FERTILIZER MATERIALS, NES AND MANURES INCLUDING GUANO							(STN)
CANADA.....	2 217	386 890	393 445	393 445	18 671	2 527 121	2 590 471	2 590 610
COLOMB.....	-	-	-	-	105	33 955	33 955	39 448
BRAZIL.....	-	-	-	-	229	75 494	75 494	89 418
U KING.....	-	-	-	-	124	36 342	36 469	48 302
NETHLDs.....	20 925	1 735 588	1 735 588	1 794 674	34 241	2 865 927	2 865 927	3 036 756
JAPAN.....	-	-	-	-	500	132 032	132 032	161 196
OTH CTY.....	-	-	-	-	2 326	574	574	966
TOTAL.....	23 142	2 122 478	2 129 033	2 188 119	56 196	5 671 445	5 734 922	5 966 696
5619020	AMMONIUM PHOSPHATES FOR FERTILIZER							(STN)
CANADA.....	26 170	4 460 995	4 626 311	4 679 621	123 853	21 307 746	22 189 014	22 403 042
U KING.....	-	-	-	-	100	13 526	14 956	14 956
NETHLDs.....	-	-	-	-	28	16 306	16 306	18 432
TOTAL.....	26 170	4 460 995	4 626 311	4 679 621	123 981	21 337 578	22 220 276	22 436 430

Table 2. Schedule A Commodity by Country of Origin,
Customs Value, F.a.s. and C.i.f.—Continued

(For information on coverage, definitions of Customs, f.a.s., and c.i.f. values, see Explanation of Statistics. Shipments valued less than \$251 are shown only under Schedule A commodity number 990.0000 and excluded from all other commodities. OTH CTY represents total for countries averaging under \$1,000 per month based on Customs Value)

Country of origin	Schedule A commodity number, description and unit of quantity							
	Current month				Cumulative, January to date			
	Net quantity	Value (dollars)			Net quantity	Value (dollars)		
Customs		F.a.s.	C.i.f.	Customs		F.a.s.	C.i.f.	
5619040	POTASSIUM NITRATE-SODIUM NITRATE FERTILIZER MIXTURES							(STN)
CANADA.....	3	431	431	431	2 045	285 953	320 382	320 382
CHILE.....	566	103 569	103 569	109 878	2 828	381 795	381 795	443 038
TOTAL.....	569	104 000	104 000	110 309	4 873	667 748	702 177	763 420
5619060	FERTILIZER MATERIALS, NSPF							(STN)
CANADA.....	22 832	2 447 638	2 520 679	2 535 746	97 228	12 571 209	13 028 896	13 110 152
MEXICO.....	60	9 990	9 990	9 990	250	48 184	45 184	45 184
NORWAY.....	-	-	-	-	22 980	3 633 948	3 633 948	4 034 478
U KING.....	417	131 059	131 059	142 734	12 765	2 660 296	2 666 856	3 011 670
NETHLDS.....	-	-	-	-	6 627	1 182 775	1 182 775	1 278 876
BELGIUM.....	-	-	-	-	8 115	1 723 458	1 723 458	1 790 051
W GERM.....	15	15 210	15 210	17 925	53 532	10 167 040	10 167 040	10 667 146
ITALY.....	-	-	-	-	4 630	714 766	714 766	800 156
KOR REP.....	25	4 140	4 140	6 476	72	11 504	11 504	17 302
JAPAN.....	108	13 390	13 390	17 665	1 001	138 438	138 438	176 536
OTH CTY.....	-	482	482	522	18	3 222	3 222	3 875
TOTAL.....	23 457	2 621 909	2 694 950	2 731 058	207 218	32 854 840	33 316 087	34 935 426
5711100	GUNPOWDER AND OTHER SMOKELESS POWDERS							(LB)
CANADA.....	44 100	24 209	24 898	24 898	203 571	161 487	164 372	164 460
SWEDEN.....	-	-	-	-	98 002	198 529	194 130	224 592
U KING.....	16 885	72 413	79 372	87 331	64 489	140 614	147 661	165 976
TOTAL.....	60 985	96 622	104 270	112 229	366 062	500 630	506 163	555 028
5711200	EXPLOSIVE SUBSTANCES, NSPF, INCLUDING THOSE DERIVED FROM BENZENOID CHEMICALS							(LB)
CANADA.....	492 310	303 326	330 158	348 526	4 955 565	2 749 042	2 900 419	2 983 913
TOTAL.....	492 310	303 326	330 158	348 526	4 955 565	2 749 042	2 900 419	2 983 913
5712100	BLASTING, MINING, AND SIMILAR FUSES							(MFT)
CANADA.....	5 000	86 000	86 347	86 347	10 012	193 188	194 348	194 757
U KING.....	34	2 482	2 482	2 546	546	13 058	13 215	13 325
OTH CTY.....	66	1 964	1 964	2 080	170	2 721	2 721	2 911
TOTAL.....	5 100	90 446	90 793	90 973	10 728	208 967	210 284	210 993
5712200	BLASTING AND PERCUSSION CAPS							(LB)
CANADA.....	-	-	-	-	-	8 310	8 515	8 515
MEXICO.....	-	6 700	6 700	6 700	-	92 763	92 763	94 306
BRAZIL.....	-	-	-	-	-	37 730	37 730	38 731
FINLAND.....	-	-	-	-	-	7 980	7 980	8 250
U KING.....	-	2 912	2 912	3 179	-	28 338	30 363	30 800
W GERM.....	-	127 944	127 944	131 038	-	716 174	716 174	731 937
E GERM.....	-	-	-	-	-	14 530	14 530	15 000
SPAIN.....	-	-	-	-	-	22 013	22 013	22 713
ITALY.....	-	15 400	15 400	15 828	-	38 899	38 899	39 987
YUGOSLV.....	-	-	-	-	-	184 952	184 952	188 411
OTH CTY.....	-	329	329	362	-	2 553	2 553	2 696
TOTAL.....	-	153 285	153 285	157 107	-	1 154 242	1 156 472	1 181 346
5713000	FIREWORKS, FLARES AND OTHER CHEMICAL SIGNALS							(LB)
CANADA.....	14 691	37 093	37 101	38 796	85 478	195 542	195 701	197 396
GUATMAL.....	-	-	-	-	8 938	12 066	12 066	13 006
BRAZIL.....	80 446	85 716	85 716	118 291	210 113	265 864	265 864	351 764
U KING.....	12 341	30 240	30 240	32 791	28 103	76 455	76 320	86 795
FRANCE.....	12 055	45 771	45 771	58 176	14 152	46 186	46 186	59 832
W GERM.....	-	-	-	-	18 283	22 468	22 875	25 014
MACAO.....	73 575	55 746	55 818	65 669	287 005	214 394	214 466	254 564
CHINA M.....	702 326	349 068	349 095	415 624	2 721 314	1 364 229	1 364 208	1 640 853
KOR REP.....	-	-	-	-	42 608	20 496	20 496	25 040
HG KONG.....	73 609	40 492	40 442	48 267	193 040	121 659	121 609	143 499
CHINA T.....	246 328	160 102	160 102	187 379	1 137 388	900 047	899 945	1 036 701
JAPAN.....	85 787	216 695	215 654	232 800	394 281	1 027 117	1 025 881	1 104 759
OTH CTY.....	-	-	-	-	177	1 276	1 276	1 489
TOTAL.....	1 301 158	1 020 923	1 019 939	1 197 793	5 140 880	4 267 799	4 266 893	4 940 712
5714000	CARTRIDGES AND SHELLS INCLUDING GUN WADS							(LB)
CANADA.....	-	238 615	238 633	238 633	-	907 884	894 576	894 655
MEXICO.....	-	39 927	39 969	40 019	-	130 546	131 176	131 226
SWEDEN.....	-	26 831	26 831	27 343	-	658 679	658 679	671 832
FINLAND.....	-	222 000	222 000	229 085	-	246 707	246 707	254 109
U KING.....	-	71 559	71 559	72 985	-	174 878	174 506	179 306
BELGIUM.....	-	5 399	5 399	5 631	-	5 399	5 399	5 631
W GERM.....	-	3 370	3 370	3 406	-	424 400	424 249	434 199
PORTUGL.....	-	-	-	-	-	11 640	11 756	12 607
ISRAEL.....	-	-	-	-	-	43 055	43 055	69 772
PAKISTN.....	-	-	-	-	-	12 659	5 626	9 589
OTH CTY.....	-	-	-	-	-	5 401	5 431	6 631
TOTAL.....	-	607 701	607 761	617 102	-	2 621 248	2 601 160	2 669 757
5813100	VULCANIZED FIBER FILM, STRIPS, SHEETS AND PROFILE SHAPES							(LB)
U KING.....	-	-	-	-	2 184	7 251	7 251	7 583
SWITZLD.....	67	787	787	800	44 040	42 712	42 712	44 718

Table 2. Schedule A Commodity by Country of Origin,
Customs Value, F.a.s. and C.i.f.—Continued

(For information on coverage, definitions of Customs, f.a.s., and c.i.f. values, see Explanation of Statistics. Shipments valued less than \$251 are shown only under Schedule A commodity number 990.0000 and excluded from all other commodities. OTH CTY represents total for countries averaging under \$1,000 per month based on Customs Value)

Country of origin	Schedule A commodity number, description and unit of quantity							
	Net quantity	Current month			Net quantity	Cumulative, January to date		
		Value (dollars)				Value (dollars)		
	Customs	F.a.s.	C.i.f.	Customs	F.a.s.	C.i.f.		
OTH CTY.....	-	-	-	-	13	308	308	308
TOTAL.....	67	787	787	800	46 237	50 271	50 271	52 609
5813220	CELLULOSE COMPOUNDS AND CELLULOSIC PLASTICS MATERIALS NES, INCLUDING WASTE AND SCRAP							(LB)
SWEDEN.....	27	286	286	313	29 514	52 816	45 462	47 291
U KING.....	1 823	10 037	10 037	10 623	46 140	99 978	100 556	106 516
NETHLDs.....	2 566	4 132	4 132	5 777	4 333	6 592	6 592	8 970
FRANCE.....	-	-	-	-	3 051	5 896	5 896	6 069
W GERM.....	142 446	168 998	168 979	175 840	388 978	449 082	449 311	474 670
SWITZLD.....	-	-	-	-	34 551	82 409	82 809	84 888
ITALY.....	-	-	-	-	30 908	55 641	56 055	58 118
JAPAN.....	24 692	48 815	48 815	50 808	52 715	106 021	106 021	111 596
OTH CTY.....	5 000	1 132	1 234	1 234	6 150	3 124	3 251	3 701
TOTAL.....	176 554	233 400	233 483	244 595	596 340	861 559	855 953	901 821
5813240	CELLULOSE ACETATE FILM, STRIPS, SHEETS AND PROFILE SHAPES							(LB)
U KING.....	173 708	279 422	275 578	290 364	757 702	1 192 210	1 169 675	1 238 203
NETHLDs.....	-	-	-	-	2 585	5 075	5 075	6 404
FRANCE.....	12 474	30 284	30 284	31 729	112 392	273 049	273 049	281 755
W GERM.....	-	-	-	-	8 398	21 437	21 437	22 429
SWITZLD.....	-	-	-	-	13 704	28 182	28 182	29 738
ITALY.....	60 717	95 419	95 419	99 082	415 138	668 333	668 333	695 571
OTH CTY.....	609	1 004	1 004	1 084	3 780	9 594	9 729	9 914
TOTAL.....	247 508	406 129	402 285	422 259	1 313 699	2 197 880	2 195 480	2 284 014
5813250	CELLULOSIC PLASTICS FOR USE IN ARTIFICIAL KIDNEY MACHINES BY HOSPITALS							(LB)
W GERM.....	-	965 509	965 509	994 680	-	3 727 379	3 727 199	3 851 226
TOTAL.....	-	965 509	965 509	994 680	-	3 727 379	3 727 199	3 851 228
5813260	CELLULOSIC PLASTIC FILM, STRIPS, SHEETS AND PROFILE SHAPES, NES							(LB)
CANADA.....	175 468	252 508	264 126	264 126	730 760	546 395	562 851	562 890
U KING.....	32 694	34 217	34 217	37 270	122 173	176 174	176 174	194 494
RELGIUM.....	-	-	-	-	92 762	98 241	98 241	101 243
W GERM.....	187	2 249	2 249	2 226	4 002	39 467	39 467	41 485
ITALY.....	7 912	17 747	17 747	18 289	81 022	162 324	162 324	169 106
JAPAN.....	-	-	-	-	340 124	276 487	276 487	309 880
OTH CTY.....	171	1 285	1 285	1 467	7 131	5 006	5 006	5 312
TOTAL.....	216 432	308 006	319 624	323 798	1 377 974	1 304 094	1 320 550	1 384 410
5814010	PLASTIC MATERIALS DERIVED FROM BENZENOID PRODUCTS							(LB)
CANADA.....	270 259	172 134	171 879	172 409	1 179 964	654 282	662 796	664 723
MEXICO.....	2 420	2 347	2 484	2 484	44 991	47 571	48 598	48 598
VENEZ.....	16 956	54 433	54 433	55 797	16 956	54 433	54 433	55 797
U KING.....	364 768	297 051	339 673	367 148	1 706 111	1 138 139	1 335 016	1 445 426
NETHLDs.....	16 770	21 669	20 618	21 369	96 136	98 945	103 567	117 677
BELGIUM.....	87 580	34 440	34 440	38 426	189 639	76 708	76 528	84 232
FRANCE.....	85 136	92 007	101 132	95 149	261 567	364 188	369 168	371 655
W GERM.....	514 382	784 434	641 438	682 689	5 394 491	6 776 361	6 291 237	6 669 167
SWITZLD.....	1 164	2 130	2 130	2 556	146 446	183 219	167 907	183 494
ITALY.....	20 573	31 935	32 115	33 978	177 706	181 392	181 572	191 868
JAPAN.....	468 273	280 325	218 644	252 302	5 253 389	2 653 830	2 422 694	2 710 926
OTH CTY.....	3 054	1 791	1 791	2 109	8 726	11 304	11 306	15 448
TOTAL.....	1 851 335	1 774 696	1 620 777	1 726 416	14 496 122	12 240 372	11 724 822	12 559 011
5814015	POLYVINYL ALCOHOL RESINS							(LB)
CANADA.....	27 800	9 235	9 385	9 385	95 260	42 133	42 565	42 565
U KING.....	-	-	-	-	75 523	65 806	65 806	72 611
FRANCE.....	22 046	8 200	8 200	10 058	22 046	8 200	8 200	10 058
W GERM.....	8	996	996	1 032	64 745	78 829	78 829	81 531
JAPAN.....	300 023	174 328	174 328	190 044	3 519 297	2 162 477	2 160 953	2 325 591
OTH CTY.....	970	2 554	2 554	3 071	970	2 554	2 554	3 071
TOTAL.....	350 847	195 313	195 463	213 590	3 777 841	2 359 999	2 358 907	2 535 427
5814025	POLYVINYL ACETATE AND VINYL RESINS, 50% OR MORE DERIVATIVES OF VINYL ACETATE, NSPF							(LB)
CANADA.....	23 349	7 421	7 686	7 686	104 617	35 014	35 557	35 557
NETHLDs.....	-	-	-	-	27 337	6 106	6 106	7 580
FRANCE.....	-	-	-	-	13 118	12 292	12 292	13 424
W GERM.....	3 968	3 379	3 260	3 400	152 124	118 455	118 063	127 794
ITALY.....	-	-	-	-	350 126	37 806	37 806	49 577
KOR REP.....	-	-	-	-	128 969	30 137	30 137	34 660
JAPAN.....	220 528	47 285	47 285	57 626	327 586	153 356	153 356	169 969
OTH CTY.....	75	317	306	325	653	2 663	2 504	2 602
TOTAL.....	247 920	58 402	58 537	69 037	1 104 530	395 829	395 821	441 363
5814030	RESINS, POLYVINYL CHLORIDE & VINYL, NSPF							(LB)
CANADA.....	122 487	36 810	37 924	37 924	1 076 483	266 022	271 691	272 640
MEXICO.....	-	-	-	-	425 784	199 798	200 037	203 147
SWEDEN.....	-	-	-	-	211 044	73 154	75 263	83 079
DENMARK.....	-	-	-	-	33 069	19 957	19 957	24 496
U KING.....	34 873	11 564	11 564	13 140	124 349	42 330	42 330	47 487
NETHLDs.....	-	-	-	-	76 903	21 759	21 759	25 845
FRANCE.....	80 689	40 451	40 497	43 524	1 296 015	441 657	445 569	488 088

Table 2. Schedule A Commodity by Country of Origin,
Customs Value, F.a.s. and C.i.f.—Continued

(For information on coverage, definitions of Customs, f.a.s., and c.i.f. values, see Explanation of Statistics. Shipments valued less than \$251 are shown only under Schedule A commodity number 990.0000 and excluded from all other commodities. OTH CTY represents total for countries averaging under \$1,000 per month based on Customs Value)

Country of origin	Schedule A commodity number, description and unit of quantity							
	Current month				Cumulative, January to date			
	Net quantity	Value (dollars)			Net quantity	Value (dollars)		
Customs		F.a.s.	C.i.f.	Customs		F.a.s.	C.i.f.	
W GERM.....	114 584	46 381	46 448	53 174	1 553 790	504 776	503 781	562 345
SPAIN.....	-	-	-	-	3 130 533	766 800	653 200	823 027
PORTUGL.....	-	-	-	-	2 125 759	279 631	279 631	364 209
ITALY.....	169 414	64 390	64 390	74 305	293 533	113 970	113 970	131 379
ISRAEL.....	-	-	-	-	80 000	26 820	26 820	30 245
KOR REP.....	-	-	-	-	962 087	210 429	210 429	242 202
CHINA T.....	-	-	-	-	1 403 701	333 200	333 200	409 512
JAPAN.....	172 951	46 936	46 936	56 404	5 148 674	1 326 416	1 324 216	1 560 704
OTH CTY.....	-	-	-	-	7 708	5 935	5 935	6 509
TOTAL.....	694 998	246 532	247 759	278 471	17 949 432	4 632 654	4 527 788	5 274 914
5814045	SYNTHETIC RESINS, NSPF							(LB)
CANADA.....	535 155	264 856	269 836	270 336	2 040 880	989 815	1 007 550	1 008 062
MEXICO.....	2 900	580	580	580	27 169	9 594	9 594	10 533
SWEDEN.....	229	506	506	565	961 525	227 900	227 900	266 096
DENMARK.....	61 729	11 601	11 601	13 885	61 729	11 601	11 601	13 885
U KING.....	77 877	66 972	66 972	72 551	1 962 126	894 478	894 933	1 004 170
IRELAND.....	165	4 657	4 657	4 985	1 046	23 070	23 070	24 253
NETHLDs.....	-	-	-	-	9 025 146	2 091 813	2 091 464	2 379 364
BELGIUM.....	40 320	1 720	1 720	1 806	676 415	224 583	224 585	246 702
FRANCE.....	469 194	144 708	144 708	161 731	5 055 951	1 865 461	1 865 641	2 057 771
W GERM.....	216 481	435 361	432 751	450 234	6 217 429	3 944 069	3 890 491	4 185 087
SWITZLD.....	157 102	128 372	128 372	139 274	493 674	421 180	421 258	467 137
ITALY.....	78 481	41 580	41 580	44 871	187 052	166 803	166 803	178 285
MALAYSA.....	-	-	-	-	25 774	13 106	13 106	14 145
PHIL R.....	-	-	-	-	60 000	12 612	12 612	15 000
JAPAN.....	347 469	143 732	143 647	166 209	22 171 133	6 507 425	6 329 454	7 406 033
AUSTRAL.....	-	-	-	-	38 034	17 732	17 732	20 023
OTH CTY.....	4 856	2 962	2 962	3 274	15 825	6 818	6 818	10 963
TOTAL.....	1 991 958	1 247 607	1 249 892	1 330 301	49 020 908	17 428 060	17 214 612	19 307 509
5814050	WASTE & SCRAP, PLASTIC, FOR REMANUFACTURE							(LB)
CANADA.....	992 916	90 246	93 866	93 866	2 995 822	353 529	365 245	365 344
MEXICO.....	88 809	6 411	6 411	6 411	311 388	44 432	44 432	45 373
SWEDEN.....	-	-	-	-	39 652	8 327	8 302	9 738
FINLAND.....	-	-	-	-	33 786	6 743	6 743	9 689
U KING.....	105 480	24 685	24 685	32 542	501 503	162 482	162 482	196 302
NETHLDs.....	332 488	51 706	51 706	71 476	1 759 937	333 247	332 916	412 589
BELGIUM.....	293 897	33 651	33 743	53 076	2 061 979	260 467	260 359	395 199
FRANCE.....	683 693	101 762	101 762	140 661	3 917 897	533 592	532 591	728 287
W GERM.....	1 167 541	245 085	245 129	291 759	5 470 588	1 010 305	1 010 349	1 222 249
SWITZLD.....	30 125	5 313	5 313	6 385	55 859	9 469	9 469	11 543
SPAIN.....	408 484	57 366	57 392	78 788	1 722 949	218 103	218 129	323 505
ITALY.....	20 739	3 175	3 175	4 184	390 741	96 964	96 892	118 199
JAPAN.....	-	-	-	-	36 579	18 301	18 301	19 307
OTH CTY.....	-	-	-	-	357	414	414	541
TOTAL.....	4 124 172	619 400	623 182	779 148	19 299 037	3 056 375	3 066 624	3 857 865
5814060	HOSE, PIPE, ETC FOR GAS OR LIQUIDS OF RUBBER OR PLASTICS							
CANADA.....	-	1 212 141	1 196 798	1 237 064	-	5 331 275	5 378 117	5 463 389
MEXICO.....	-	19 161	19 161	19 191	-	150 710	150 976	151 263
VENEZ.....	-	-	-	-	-	21 342	21 342	23 328
SWEDEN.....	-	402 643	344 657	368 920	-	1 303 531	1 194 260	1 295 061
NORWAY.....	-	9 158	9 158	9 648	-	28 434	28 434	31 169
DENMARK.....	-	27 437	27 402	30 017	-	38 431	38 304	41 462
U KING.....	-	603 271	609 310	676 515	-	3 686 999	3 726 284	4 045 977
NETHLDs.....	-	60 520	60 520	86 241	-	152 615	152 401	185 236
BELGIUM.....	-	63 545	63 468	66 805	-	121 653	120 280	127 524
FRANCE.....	-	136 479	136 551	143 487	-	631 127	629 838	661 403
W GERM.....	-	572 404	498 132	604 743	-	2 043 673	1 925 909	2 195 533
AUSTRIA.....	-	425 449	425 449	449 970	-	1 694 347	1 694 132	1 813 879
HUNGARY.....	-	107 961	107 961	127 024	-	298 848	298 848	352 434
SWITZLD.....	-	5 683	5 909	6 259	-	14 284	14 758	15 862
SPAIN.....	-	81 795	81 795	96 715	-	577 467	577 255	690 848
ITALY.....	-	377 673	359 108	399 690	-	1 673 953	1 591 986	1 778 370
YUGOSLV.....	-	-	-	-	-	211 437	211 437	222 702
GREECE.....	-	-	-	-	-	273 166	273 166	311 098
ISRAEL.....	-	13 395	13 395	14 808	-	82 030	82 030	94 363
INDIA.....	-	9 496	9 496	9 958	-	12 079	12 079	12 653
MALAYSA.....	-	356	356	396	-	13 066	13 066	16 571
HG KONG.....	-	1 351	1 356	1 692	-	9 805	9 989	11 948
CHINA T.....	-	27 544	27 544	31 528	-	220 499	217 596	251 427
JAPAN.....	-	292 868	266 201	315 050	-	1 815 418	1 755 364	1 976 886
N ZEAL.....	-	-	-	-	-	6 822	6 822	7 506
REP SAF.....	-	-	-	-	-	7 124	7 124	9 310
OTH CTY.....	-	2 222	2 229	2 535	-	15 572	15 579	20 663
TOTAL.....	-	4 452 552	4 265 956	4 698 256	-	20 435 707	20 147 376	21 807 867
5814065	NON-CELLULOSIC PLASTIC FILM, STRIPS AND SHEETS MADE IN IMITATION OF PATENT LEATHER							(SYD)
W GERM.....	27 201	10 498	10 498	11 267	119 245	66 384	66 635	71 830
JAPAN.....	46 424	17 171	17 171	19 037	324 621	138 931	138 063	151 362
OTH CTY.....	-	-	-	-	793	1 001	1 001	1 115
TOTAL.....	73 625	27 669	27 669	30 304	444 659	206 316	205 699	224 307

Table 2. Schedule A Commodity by Country of Origin, Customs Value, F.a.s. and C.i.f.—Continued

(For information on coverage, definitions of Customs, f.a.s., and c.i.f. values, see Explanation of Statistics. Shipments valued less than \$251 are shown only under Schedule A commodity number 990.0000 and excluded from all other commodities. OTH CTY represents total for countries averaging under \$1,000 per month based on Customs Value)

Country of origin	Schedule A commodity number, description and unit of quantity							
	Current month				Cumulative, January to date			
	Net quantity	Value (dollars)			Net quantity	Value (dollars)		
Customs		F.a.s.	C.i.f.	Customs		F.a.s.	C.i.f.	
5814070	FILM, SHEETS ETC OF PLASTICS OR RUBBER, NSPF, & ACRYLIC RESIN PROFILE SHAPES, ETC							
CANADA.....	-	427 262	413 262	434 615	-	1 809 462	1 817 508	1 839 991
MEXICO.....	-	4 775	4 930	4 936	-	29 579	29 746	30 107
COLOMB.....	-	-	-	-	-	5 353	5 353	11 357
VENEZ.....	-	11 382	11 382	12 293	-	24 435	24 435	26 070
BRAZIL.....	-	-	-	-	-	68 066	68 066	75 626
SWEDEN.....	-	21 882	21 882	22 858	-	102 849	102 849	109 016
NORWAY.....	-	-	-	-	-	15 106	15 106	15 696
FINLAND.....	-	-	-	-	-	185 875	185 875	196 134
DENMARK.....	-	-	-	-	-	123 527	122 808	130 869
U KING.....	-	732 237	724 927	777 995	-	4 991 549	4 951 798	5 258 438
IRELAND.....	-	-	-	-	-	5 465	5 465	5 767
NETHLDs.....	-	136 275	136 275	141 609	-	599 543	598 199	622 570
BELGIUM.....	-	68 131	64 542	67 425	-	2 998 982	2 992 287	3 089 809
FRANCE.....	-	73 427	73 977	84 568	-	1 025 108	1 021 296	1 083 029
W GERM.....	-	706 188	709 018	762 971	-	6 398 493	6 397 101	6 851 596
AUSTRIA.....	-	6 581	6 581	8 836	-	168 615	170 818	187 901
SWITZLD.....	-	21 599	16 391	16 808	-	257 660	251 094	269 528
ITALY.....	-	70 887	70 887	75 496	-	1 000 098	992 059	1 065 187
IRAN.....	-	-	-	-	-	13 935	13 935	16 259
ISRAEL.....	-	50 738	50 738	55 302	-	118 419	118 419	129 194
THAILND.....	-	40 529	39 915	45 244	-	307 285	306 427	341 784
MALAYSA.....	-	8 448	8 448	8 932	-	287 592	287 592	312 252
CHINA M.....	-	-	-	-	-	12 920	12 920	14 060
KOR REP.....	-	23 236	23 236	26 433	-	39 745	39 745	44 890
HG KONG.....	-	-	-	-	-	26 187	26 200	30 049
CHINA T.....	-	314 080	294 148	327 643	-	2 371 794	2 348 208	2 642 250
JAPAN.....	-	2 186 933	2 154 435	2 372 670	-	13 776 460	13 698 738	14 931 597
OTH CTY.....	-	9 169	9 188	10 609	-	17 121	16 804	20 627
TOTAL.....	-	4 913 759	4 834 162	5 257 243	-	36 781 423	36 620 851	39 352 253
5819010	RESINS, NSPF AND ARTIFICIAL MIXTURES OF PLASTICS MATERIALS NSPF (LB)							
CANADA.....	419 354	235 715	238 040	239 357	846 302	426 243	430 764	432 999
SWEDEN.....	-	-	-	-	22 800	35 175	31 195	32 580
NORWAY.....	-	-	-	-	111 820	184 350	184 438	190 602
U KING.....	1 121	2 729	2 729	2 857	212 955	207 161	247 462	255 128
NETHLDs.....	1 411	2 587	2 587	2 680	4 749	8 003	8 003	8 292
FRANCE.....	-	-	-	-	13 512	16 489	16 489	17 666
W GERM.....	2 310	3 146	3 146	3 497	9 053	14 242	14 329	15 175
MALAYSA.....	22 050	7 963	7 978	8 702	296 180	96 180	96 715	106 654
JAPAN.....	-	-	-	-	84 182	59 691	59 691	67 754
AUSTRAL.....	-	-	-	-	38 034	18 246	18 246	20 281
TOTAL.....	446 246	252 140	254 480	257 093	1 639 587	1 065 780	1 107 332	1 147 133
5992000	PESTICIDES, INCLUDING SHEEP DIP							
CANADA.....	-	620 502	697 204	702 448	-	2 521 711	2 623 370	2 661 741
MEXICO.....	-	641 200	329 016	329 016	-	1 436 762	906 234	906 546
ARGENT.....	-	145 496	145 496	166 223	-	145 496	145 496	166 223
SWEDEN.....	-	3 674	3 674	3 753	-	6 467	6 467	6 744
DENMARK.....	-	356 523	356 523	383 028	-	356 523	356 523	383 028
U KING.....	-	3 003 738	2 550 845	2 650 471	-	21 930 868	20 117 433	20 616 298
NETHLDs.....	-	4 369	4 469	4 469	-	601 596	601 410	614 249
FRANCE.....	-	639 297	639 297	679 017	-	2 979 917	2 979 917	3 072 714
W GERM.....	-	1 651 565	1 651 565	1 704 293	-	6 427 061	6 426 812	6 586 760
AUSTRIA.....	-	-	-	-	-	98 036	98 036	103 518
SWITZLD.....	-	965 507	969 109	1 015 485	-	2 931 387	3 332 028	3 439 766
ISRAEL.....	-	48 574	51 274	55 277	-	288 981	309 432	339 030
KOR REP.....	-	-	-	-	-	9 072	9 072	10 933
JAPAN.....	-	1 513 391	1 432 323	1 478 828	-	2 813 816	2 653 589	2 781 555
AUSTRAL.....	-	283 782	283 782	306 175	-	627 222	627 222	687 749
N ZEAL.....	-	-	-	-	-	15 510	15 510	16 380
OTH CTY.....	-	-	-	-	-	3 140	1 396	1 490
TOTAL.....	-	9 877 618	9 114 577	9 478 483	-	43 193 620	41 210 002	42 594 724
5995120	POTATO STARCH (LB)							
CANADA.....	180 187	11 143	12 188	12 188	904 825	57 791	62 815	63 810
NETHLDs.....	552 790	87 016	87 016	106 149	6 076 317	792 367	792 367	978 774
POLAND.....	-	-	-	-	149 162	23 309	23 309	28 216
JAPAN.....	3 750	1 394	1 394	1 547	21 133	11 289	11 389	12 772
OTH CTY.....	2 500	1 223	1 223	1 408	8 004	3 455	3 455	3 966
TOTAL.....	739 227	100 776	101 821	121 292	7 159 441	888 211	893 335	1 087 488
5995140	STARCHES, NSPF (LB)							
MEXICO.....	782	645	645	645	300 782	35 925	35 925	35 925
U KING.....	-	-	-	-	24 240	13 017	13 017	14 734
NETHLDs.....	39 200	10 796	10 796	12 400	106 400	28 345	28 345	32 438
W GERM.....	3 098	2 024	2 024	2 192	42 849	25 475	25 475	27 359
HG KONG.....	25 450	10 169	10 208	11 258	110 641	45 246	45 374	50 288
OTH CTY.....	1 300	1 617	1 617	1 839	9 740	7 894	7 804	9 035
TOTAL.....	69 830	25 251	25 290	28 334	594 652	155 902	155 940	169 779
5995200	WHEAT GLUTEN (LB)							
CANADA.....	400 000	164 320	166 110	166 110	2 323 100	984 721	983 511	983 511
MEXICO.....	-	-	-	-	304 000	119 057	105 972	105 972
AUSTRAL.....	1 668 600	522 334	520 643	577 492	8 757 140	2 777 485	2 792 104	3 082 663

Table 2. Schedule A Commodity by Country of Origin,
Customs Value, F.a.s. and C.i.f.—Continued

(For information on coverage, definitions of Customs, f.a.s., and c.i.f. values, see Explanation of Statistics. Shipments valued less than \$251 are shown only under Schedule A commodity number 990.0000 and excluded from all other commodities. OTH CTY represents total for countries averaging under \$1,000 per month based on Customs Value)

Country of origin	Schedule A commodity number, description and unit of quantity							
	Current month				Cumulative, January to date			
	Net quantity	Value (dollars)			Net quantity	Value (dollars)		
Customs		F.a.s.	C.i.f.	Customs		F.a.s.	C.i.f.	
OTH CTY.....	1 014	1 275	1 275	1 315	5 372	3 054	3 023	3 400
TOTAL.....	2 069 614	687 929	688 028	744 917	11 389 612	3 884 317	3 884 610	4 175 546
5995320	CASEIN				(LB)			
ARGENT.....	416 445	238 978	238 978	257 283	817 548	471 805	471 805	504 700
NORWAY.....	-	-	-	-	174 208	134 433	134 433	141 725
DENMARK.....	-	-	-	-	187 300	140 946	140 946	148 768
IRELAND.....	44 092	33 981	33 981	36 596	3 418 820	2 974 928	2 985 736	3 119 171
NETHLDs.....	-	-	-	-	44 092	29 082	29 082	30 800
FRANCE.....	165 975	125 168	125 168	131 952	2 218 799	1 679 926	1 679 926	1 767 318
W GERM.....	331 807	260 307	260 307	275 827	1 132 164	872 871	872 871	933 548
POLAND.....	235 057	137 384	137 384	146 864	584 420	339 811	339 811	364 413
USSR.....	-	-	-	-	1 189 779	694 452	694 452	736 948
AUSTRAL.....	99 207	60 570	60 570	66 568	440 920	306 351	306 351	332 968
N ZEAL.....	529 428	245 424	245 424	272 341	3 334 945	1 802 776	1 802 776	1 966 285
TOTAL.....	1 822 011	1 101 812	1 101 812	1 187 431	13 542 995	9 447 381	9 458 189	10 046 644
5995340	CASEIN MIXTURES INCLUDING CASEIN GLUE				(LB)			
CANADA.....	5 200	6 870	7 014	7 014	50 900	105 651	106 427	106 427
DENMARK.....	-	-	-	-	36 500	31 025	31 025	33 125
U KING.....	-	-	-	-	53 027	48 520	48 520	50 922
NETHLDs.....	320 830	282 074	282 074	296 218	876 148	779 082	779 052	827 092
FRANCE.....	4 950	4 543	4 543	4 767	5 142	5 139	5 139	5 388
W GERM.....	18 012	17 976	17 976	18 720	18 512	18 842	18 842	19 630
AUSTRAL.....	289 350	272 310	272 310	288 188	1 504 851	1 590 793	1 590 793	1 661 542
N ZEAL.....	37 828	42 689	42 689	46 452	307 650	377 048	377 048	406 683
OTH CTY.....	-	-	-	-	7 050	4 712	4 754	6 384
TOTAL.....	676 170	626 462	626 606	661 359	2 859 780	2 960 812	2 961 600	3 117 193
5995400	ALBUMINS, ALBUMINATES AND OTHER ALBUMIN DERIVATIVES				(LB)			
NETHLDs.....	30 038	20 296	20 296	21 510	150 875	129 555	129 555	138 214
N ZEAL.....	-	-	-	-	131 264	120 983	120 983	126 868
OTH CTY.....	-	-	-	-	500	349	349	373
TOTAL.....	30 038	20 296	20 296	21 510	282 639	250 887	250 887	265 455
5995700	DEXTRINE AND SOLUBLE OR CHEMICALLY TREATED STARCHES				(LB)			
CANADA.....	2 281	6 361	6 435	6 435	19 147	25 509	25 871	26 148
U KING.....	-	-	-	-	44 310	7 312	7 362	8 921
NETHLDs.....	2 413 966	494 538	494 000	563 434	10 047 178	1 979 154	1 976 540	2 317 328
W GERM.....	13	351	351	376	44 448	16 755	16 755	18 487
JAPAN.....	9 259	9 668	9 668	10 221	74 273	43 628	43 628	48 348
TOTAL.....	2 425 519	510 918	510 454	580 466	10 229 356	2 072 358	2 070 156	2 419 232
5995810	GELATIN, EDIBLE				(LB)			
MEXICO.....	176 538	220 545	236 463	236 463	799 352	1 263 927	1 303 607	1 303 822
COLOMB.....	119 069	219 530	219 530	227 875	751 814	1 156 235	1 156 235	1 199 391
ARGENT.....	40 000	39 662	39 662	42 210	120 000	123 522	123 522	131 129
SWEDEN.....	18 600	35 560	35 560	36 536	58 500	119 111	119 111	121 740
U KING.....	161 100	322 202	322 201	329 790	989 369	1 857 520	1 827 537	1 884 745
NETHLDs.....	-	-	-	-	124 669	222 864	222 864	229 995
BELGIUM.....	103 840	191 937	191 937	197 520	656 572	1 480 679	1 419 387	1 458 835
FRANCE.....	18 550	62 793	62 793	63 949	727 754	1 860 798	1 860 798	1 913 250
W GERM.....	-	-	-	-	4 241	9 876	9 876	10 322
SPAIN.....	-	-	-	-	26 500	53 633	53 633	54 940
ITALY.....	-	-	-	-	1 212	5 500	5 500	5 709
JAPAN.....	22 440	12 919	12 919	15 708	66 531	60 408	61 183	68 371
AUSTRAL.....	93 183	168 249	168 249	174 596	307 691	391 110	391 110	408 614
OTH CTY.....	-	-	-	-	6 170	6 931	6 931	7 438
TOTAL.....	753 320	1 273 397	1 289 314	1 324 647	4 640 375	8 612 114	8 561 294	8 798 501
5995820	GELATIN, PHOTOGRAPHIC				(LB)			
U KING.....	2 205	4 567	4 567	5 731	135 007	315 091	317 091	326 674
BELGIUM.....	-	-	-	-	51 040	135 658	135 658	139 783
FRANCE.....	165 195	674 716	674 716	686 879	1 263 504	4 534 798	4 534 798	4 675 713
W GERM.....	1 300	4 897	4 897	5 201	5 158	16 004	16 004	16 867
SWITZLD.....	-	-	-	-	13 999	50 675	66 456	67 555
TOTAL.....	168 700	684 180	684 180	697 811	1 468 708	5 052 226	5 070 007	5 226 592
5995830	GELATINS, NSPF, ANIMAL AND FISH GLUES, AND ISINGLASS				(LB)			
CANADA.....	62 165	36 410	36 594	36 594	182 427	105 618	106 158	106 158
MEXICO.....	100 000	65 000	65 000	65 000	300 000	196 400	196 400	196 400
BRAZIL.....	267 017	133 523	133 523	141 668	643 003	340 709	340 086	360 827
URUGUAY.....	80 000	26 429	26 429	29 748	240 000	78 875	78 875	88 834
SWEDEN.....	-	-	-	-	196 000	131 069	132 069	141 087
U KING.....	77 000	21 047	21 047	23 827	333 487	112 840	112 840	127 483
NETHLDs.....	159 000	59 228	59 228	63 646	791 999	355 012	355 012	378 636
FRANCE.....	661	723	729	759	56 172	22 221	22 257	24 868
W GERM.....	84 092	43 195	43 195	46 425	1 626 451	922 273	921 911	1 001 802
POLAND.....	-	-	-	-	399 600	133 813	148 113	164 168
USSR.....	-	-	-	-	88 184	14 167	14 167	16 800
PORTUGL.....	-	-	-	-	22 046	18 630	18 630	19 480
ITALY.....	39 683	21 600	21 600	23 355	238 098	141 123	141 123	151 710
YUGOSLV.....	44 158	25 238	25 238	26 961	154 454	110 789	110 789	116 856

Table 2. Schedule A Commodity by Country of Origin,
Customs Value, F.a.s. and C.i.f.—Continued

(For information on coverage, definitions of Customs, f.a.s., and c.i.f. values, see Explanation of Statistics. Shipments valued less than \$251 are shown only under Schedule A commodity number 990.0000 and excluded from all other commodities. OTH CTY represents total for countries averaging under \$1,000 per month based on Customs Value)

Country of origin	Schedule A commodity number, description and unit of quantity							
	Current month				Cumulative, January to date			
	Net quantity	Value (dollars)			Net quantity	Value (dollars)		
Customs		F.a.s.	C.i.f.	Customs		F.a.s.	C.i.f.	
PAKISTN.....	-	-	-	-	44 000	24 640	24 640	27 183
CHINA M.....	-	-	-	-	88 000	88 060	92 109	96 152
REP SAF.....	79 366	17 019	17 019	21 428	158 732	40 287	47 464	47 464
OTH CTY.....	-	-	-	-	795	3 448	3 448	3 570
TOTAL.....	993 142	449 412	449 602	479 411	5 563 448	2 839 974	2 858 914	3 069 484
5996100	TALL OIL							
CANADA.....	-	52 286	57 652	57 652	-	106 907	114 193	114 193
MEXICO.....	-	7 664	9 164	9 164	-	21 094	24 266	24 266
U KING.....	-	-	-	-	-	38 494	38 494	44 830
JAPAN.....	-	-	-	-	-	26 786	26 786	30 840
TOTAL.....	-	59 950	66 816	66 816	-	193 281	203 739	214 129
5996300	TURPENTINE, GUM AND SPIRITS OF							
CANADA.....	-	-	-	-	-	5 227	5 227	5 227
MEXICO.....	-	131 927	123 103	132 065	-	392 971	386 452	397 992
PORTUGL.....	-	-	-	-	-	314 460	314 460	345 960
CHINA M.....	-	8 965	8 845	11 911	-	8 965	8 845	11 911
OTH CTY.....	-	573	573	586	-	573	573	586
TOTAL.....	-	141 465	132 521	144 562	-	722 196	715 557	761 676
5996400	WOOD AND RESIN-BASED CHEMICAL PRODUCTS, NES (LB)							
HONDURA.....	-	-	-	-	221 392	69 388	69 217	74 149
NICARAG.....	-	-	-	-	1 550 150	287 113	287 113	322 466
U KING.....	-	-	-	-	44 092	21 283	21 283	26 899
SPAIN.....	-	-	-	-	40 756	13 597	13 597	15 155
PORTUGL.....	-	-	-	-	121 254	44 191	34 191	38 890
GREECE.....	-	-	-	-	110 627	50 180	50 180	57 360
INDIA.....	-	-	-	-	243 741	72 147	72 147	85 059
CHINA M.....	220 063	87 240	87 240	94 020	9 790 073	3 345 612	3 346 297	3 760 213
CHINA T.....	-	-	-	-	567 467	198 681	197 251	221 061
OTH CTY.....	3 480	2 094	2 130	2 130	10 316	5 269	5 380	5 516
TOTAL.....	223 543	89 334	89 370	96 150	12 699 868	4 107 461	4 096 656	4 606 768
5996500	WOOD TAR AND WOOD TAR OIL (LB)							
SWEDEN.....	38 929	5 079	5 079	6 856	38 929	5 079	5 079	6 656
TOTAL.....	38 929	5 079	5 079	6 856	38 929	5 079	5 079	6 656
5996600	WOOD PITCH (LB)							
OTH CTY.....	-	-	-	-	5 512	3 830	3 830	4 161
TOTAL.....	-	-	-	-	5 512	3 830	3 830	4 161
5997300	ANIMAL BLACK (LB)							
CANADA.....	10 032	2 662	2 758	2 758	79 696	12 028	12 220	12 220
MEXICO.....	330 690	72 000	75 270	75 270	872 903	190 938	199 658	199 658
BRAZIL.....	-	-	-	-	125 115	23 556	23 556	27 511
U KING.....	348 762	189 102	189 104	211 851	2 072 222	1 045 342	1 045 355	1 155 768
NETHLD.....	892 116	239 950	239 950	277 930	3 479 316	852 367	851 911	995 230
FRANCE.....	47 635	35 041	35 041	38 427	849 758	376 475	376 475	413 773
W GERM.....	-	-	-	-	173 260	99 928	99 716	114 277
PORTUGL.....	119 048	19 865	19 865	24 181	357 144	62 673	62 673	75 609
JAPAN.....	-	-	-	-	6 856	8 944	8 044	9 221
OTH CTY.....	441	399	399	501	48 581	9 459	9 459	10 921
TOTAL.....	1 748 724	559 019	562 387	630 918	8 064 851	2 681 710	2 689 067	3 014 188
5997400	GLAZINGS, DRESSINGS & MORDANTS, PREPARED FOR TEXTILES (LB)							
CANADA.....	-	-	-	-	24 000	9 017	9 175	9 175
NETHLD.....	-	-	-	-	43 723	33 156	32 295	35 189
FRANCE.....	162 138	134 891	113 103	120 019	352 574	282 161	250 557	266 800
W GERM.....	144 565	138 088	139 729	146 916	656 931	420 379	407 706	441 385
SWITZLD.....	157 360	105 411	105 411	113 814	580 547	386 706	384 811	412 859
SPAIN.....	44 000	24 604	24 604	26 532	263 500	146 807	142 893	155 230
ITALY.....	-	-	-	-	544 948	379 970	372 540	399 330
JAPAN.....	40 000	6 229	6 229	7 802	1 184 441	179 028	179 028	233 634
TOTAL.....	548 063	409 223	389 076	417 083	3 650 664	1 837 224	1 779 005	1 953 602
5998020	ACID, NAPHTHENIC (LB)							
N ANTIL.....	-	-	-	-	2 681 670	290 222	290 222	364 831
JAPAN.....	-	-	-	-	30 000	37 573	37 573	42 000
TOTAL.....	-	-	-	-	2 711 670	327 795	327 795	406 831
5998040	CHEMICAL PRODUCTS AND PREPARATIONS, ORGANIC AND INORGANIC, NSPF							
CANADA.....	-	1 716 573	1 715 121	1 761 913	-	9 275 491	9 272 916	9 507 483
MEXICO.....	-	4 902	5 460	5 460	-	90 851	51 248	51 294
JAMAICA.....	-	12 808	12 808	13 306	-	23 602	23 602	24 518
BRAZIL.....	-	35 889	35 889	39 316	-	141 766	141 766	156 907
SWEDEN.....	-	102 206	103 597	105 945	-	1 081 555	1 076 271	1 100 583
NORWAY.....	-	38 025	38 025	43 668	-	193 615	193 519	210 076
DENMARK.....	-	2 982	3 040	3 124	-	107 879	108 778	112 038
U KING.....	-	1 576 089	1 573 678	1 697 793	-	3 540 231	3 485 371	3 780 148
NETHLD.....	-	268 931	268 931	276 503	-	738 637	706 586	866 680

Table 2. **Schedule A Commodity by Country of Origin,
Customs Value, F.a.s. and C.i.f.—Continued**

(For information on coverage, definitions of Customs, f.a.s., and c.i.f. values, see Explanation of Statistics. Shipments valued less than \$251 are shown only under Schedule A commodity number 990.0000 and excluded from all other commodities. OTH CTY represents total for countries averaging under \$1,000 per month based on Customs Value)

Country of origin	Schedule A commodity number, description and unit of quantity							
	Current month			Cumulative, January to date				
	Net quantity	Value (dollars)			Net quantity	Value (dollars)		
Customs		F.a.s.	C.i.f.	Customs		F.a.s.	C.i.f.	
BELGIUM.....	-	68 586	68 586	72 141	-	86 236	86 236	90 203
FRANCE.....	-	424 556	434 737	449 244	-	943 136	948 954	1 022 036
W GERM.....	-	557 680	558 675	597 747	-	3 407 592	3 478 194	3 683 997
AUSTRIA.....	-	-	-	-	-	17 981	17 981	19 332
SWITZLD.....	-	37 628	37 402	39 022	-	980 739	940 713	1 005 745
SPAIN.....	-	4 464	4 464	4 542	-	6 415	6 415	6 740
PORTUGL.....	-	-	-	-	-	9 690	9 690	10 586
ITALY.....	-	8 732	8 732	9 964	-	72 126	72 199	81 274
ISRAEL.....	-	361	361	368	-	187 182	187 182	222 582
INDIA.....	-	192 000	192 000	225 315	-	361 534	362 033	423 336
THAILND.....	-	73 835	73 835	76 393	-	73 835	73 835	76 393
JAPAN.....	-	181 239	181 298	196 305	-	1 582 714	1 542 065	1 775 219
AUSTRAL.....	-	550	550	621	-	8 069	8 069	8 739
OTH CTY.....	-	999	1 072	1 158	-	10 456	10 525	11 309
TOTAL.....	-	5 309 035	5 318 261	5 619 848	-	22 941 332	22 804 148	24 247 218

Table 2. Schedule A Commodity by Country of Origin,
Customs Value, F.a.s. and C.i.f.—Continued

(For information on coverage, definitions of Customs, f.a.s., and c.i.f. values, see Explanation of Statistics. Shipments valued less than \$251 are shown only under Schedule A commodity number 990.0000 and excluded from all other commodities. OTH CTY represents total for countries averaging under \$1,000 per month based on Customs Value)

Country of origin	Schedule A commodity number, description and unit of quantity							
	Current month				Cumulative, January to date			
	Net quantity	Value (dollars)			Net quantity	Value (dollars)		
Customs		F.a.s.	C.i.f.	Customs		F.a.s.	C.i.f.	
6112000	LEATHER BOARD							(LB)
CANADA.....	562	1 073	1 100	1 100	5 672	5 302	5 380	5 380
U KING.....	32 729	12 257	12 257	13 439	329 526	123 713	123 713	134 211
NETHLD.S.....	10 086	5 018	5 018	5 545	20 851	9 694	9 694	10 782
FRANCE.....	-	-	-	-	361 084	140 757	140 757	154 868
W GERM.....	26 524	58 147	58 137	59 827	271 736	230 296	230 286	239 215
ITALY.....	-	-	-	-	30 035	15 698	15 698	18 009
OTH CTY.....	1 790	1 250	1 270	1 270	3 580	2 501	2 541	2 541
TOTAL.....	71 691	77 745	77 782	81 181	1 022 484	527 961	528 069	564 946
6113010	LEATHER, UPPER, CALF AND KIP							(SFT)
CANADA.....	36 512	54 726	54 915	54 915	144 175	214 181	219 308	219 394
MEXICO.....	1 615	1 035	1 068	1 068	8 142	9 018	9 051	9 231
SWEDEN.....	-	-	-	-	36 916	44 554	44 554	46 317
U KING.....	29 866	24 600	24 600	26 352	89 489	85 709	85 027	91 926
BELGIUM.....	-	-	-	-	12 036	12 308	12 308	12 594
FRANCE.....	247 944	346 793	347 093	358 842	1 568 419	2 147 334	2 145 418	2 214 578
W GERM.....	1 214	2 016	2 016	2 309	134 877	216 026	216 026	223 401
SWITZLD.....	11 013	14 797	14 797	15 228	101 649	132 448	132 448	137 084
ITALY.....	34 415	51 130	51 130	54 349	265 992	240 142	240 142	254 432
INDIA.....	18 083	12 867	12 867	15 080	158 990	101 127	101 127	118 730
OTH CTY.....	-	-	-	-	6 870	7 004	7 004	8 440
TOTAL.....	380 662	507 964	508 486	528 143	2 529 555	3 209 851	3 212 413	3 336 127
6113020	LEATHER, LINING, CALF AND KIP							(SFT)
U KING.....	426 596	233 434	231 908	246 186	1 550 793	801 977	798 134	831 159
ITALY.....	-	-	-	-	230 241	116 238	116 238	118 456
INDIA.....	19 117	6 836	6 026	6 524	60 674	23 221	22 411	25 300
OTH CTY.....	2 476	3 055	3 055	3 068	6 106	4 412	4 412	4 524
TOTAL.....	448 189	243 325	240 989	255 778	1 847 814	945 848	941 195	979 439
6113040	LEATHER, CALF AND KIP, NSPF							(SFT)
MEXICO.....	15 017	20 328	20 328	20 719	25 047	34 841	34 841	35 488
ARGENT.....	9 535	8 581	8 581	9 098	150 158	120 584	120 584	126 560
U KING.....	30 189	26 179	26 179	26 860	786 001	504 728	504 330	516 742
BELGIUM.....	-	-	-	-	9 850	10 984	10 984	12 034
W GERM.....	-	-	-	-	4 314	5 540	5 540	5 672
ITALY.....	1 515	4 473	4 473	4 731	10 181	13 134	13 134	14 152
JAPAN.....	3 807	6 460	6 460	7 511	10 853	18 438	18 438	20 706
OTH CTY.....	1 282	1 002	1 002	1 154	9 750	10 503	10 528	11 137
TOTAL.....	61 345	67 023	67 023	70 073	1 006 154	718 752	718 379	742 491
6114010	LEATHER, UPHOLSTERY							(SFT)
BRAZIL.....	-	-	-	-	7 236	5 167	5 167	5 821
FINLAND.....	8 593	5 500	5 500	7 143	18 414	13 072	13 072	15 051
U KING.....	83 278	63 843	66 666	68 373	665 771	473 625	493 562	509 162
W GERM.....	105 906	78 005	78 005	84 726	538 681	406 726	406 726	432 349
ITALY.....	407	544	544	609	727	14 945	14 945	15 967
OTH CTY.....	765	588	588	665	817	1 110	1 110	1 208
TOTAL.....	198 949	148 480	151 303	161 516	1 239 646	914 645	934 582	979 558
6114020	LEATHER, UPPER, BOVINE, NOT FANCY							(SFT)
CANADA.....	226 729	116 379	117 916	117 916	907 359	388 769	398 740	399 430
MEXICO.....	2 885	1 629	1 631	1 631	126 249	64 085	64 818	64 854
DOM REP.....	-	-	-	-	19 573	10 435	10 435	10 796
BRAZIL.....	93 797	53 452	53 452	60 119	354 739	164 158	164 158	183 552
URUGUAY.....	11 005	5 577	5 577	6 687	250 216	125 413	125 413	145 084
ARGENT.....	675 248	334 851	334 851	349 846	1 685 004	837 420	810 413	875 069
SWEDEN.....	3 498	1 064	1 064	1 366	15 539	14 724	14 724	16 418
NORWAY.....	-	-	-	-	10 289	15 024	15 024	15 189
U KING.....	-	-	-	-	60 533	66 778	66 792	70 334
BELGIUM.....	-	-	-	-	52 668	58 752	58 752	60 899
FRANCE.....	-	-	-	-	98 230	45 021	45 021	46 777
W GERM.....	-	-	-	-	41 975	27 450	27 450	28 692
ITALY.....	11 876	11 896	11 896	13 224	63 984	70 870	70 870	76 830
INDIA.....	270 519	133 751	133 751	152 567	921 280	490 189	490 189	559 861
THAILND.....	-	-	-	-	772 173	200 507	198 557	211 069
JAPAN.....	-	-	-	-	14 403	8 328	8 328	9 912
AUSTRAL.....	95 940	41 254	41 254	43 100	95 940	41 254	41 254	43 100
OTH CTY.....	-	-	-	-	5 347	2 804	2 804	3 319
TOTAL.....	1 391 497	699 853	701 392	746 456	5 495 501	2 631 981	2 613 742	2 821 185
6114030	LEATHER, BELTING, BOVINE, NOT FANCY							(SFT)
CANADA.....	13 167	7 874	8 031	8 031	53 575	58 356	58 956	58 956
ARGENT.....	-	-	-	-	73 120	37 209	37 209	38 236
U KING.....	26 588	39 342	39 774	41 442	134 939	228 570	230 686	240 745
ITALY.....	-	-	-	-	3 946	5 032	5 032	5 791
TOTAL.....	39 755	47 216	47 805	49 473	265 580	329 167	331 883	343 728
6114040	LEATHER, GLOVE AND GARMENT, BOVINE, NOT FANCY							(SFT)
CANADA.....	218 803	113 174	114 824	114 824	646 428	473 259	479 290	479 313
BRAZIL.....	6 103	2 888	2 888	3 210	256 320	53 284	53 284	57 524

Table 2. Schedule A Commodity by Country of Origin,
Customs Value, F.a.s. and C.i.f.—Continued

(For information on coverage, definitions of Customs, f.a.s., and c.i.f. values, see Explanation of Statistics. Shipments valued less than \$251 are shown only under Schedule A commodity number 990.0000 and excluded from all other commodities. OTH CTY represents total for countries averaging under \$1,000 per month based on Customs Value)

Country of origin	Schedule A commodity number, description and unit of quantity							
	Current month				Cumulative, January to date			
	Net quantity	Value (dollars)			Net quantity	Value (dollars)		
Customs		F.a.s.	C.i.f.	Customs		F.a.s.	C.i.f.	
ARGENT.....	-	-	-	-	750 030	378 773	378 773	387 968
KOR REP.....	-	-	-	-	38 860	20 482	20 482	21 686
JAPAN.....	-	-	-	-	40 000	12 450	12 450	13 166
REP SAF.....	-	-	-	-	1 343	11 498	10 079	10 279
OTH CTY.....	-	-	-	-	4 872	5 411	5 411	5 813
TOTAL.....	224 906	116 062	117 712	118 034	1 737 853	955 157	959 769	975 749
6114050	LEATHER, BOVINE, NSPF, NOT FANCY							(SFT)
CANADA.....	156 477	58 268	59 140	59 140	928 343	449 977	455 049	455 822
MEXICO.....	11 097	8 060	8 060	8 060	36 762	31 150	31 149	31 149
NICARAG.....	10 343	6 750	6 750	6 950	10 343	6 750	6 750	6 950
DOM REP.....	18 976	10 450	10 450	10 632	21 501	10 793	10 793	11 193
COLOMB.....	26 415	11 623	11 623	12 057	101 415	47 623	47 623	49 412
BRAZIL.....	64 458	26 028	26 028	28 406	391 734	239 110	238 817	252 572
URUGUAY.....	50 000	8 500	8 500	8 682	186 330	42 649	42 649	45 993
ARGENT.....	977 506	326 827	326 827	360 086	5 032 282	2 087 878	2 050 179	2 165 227
SWEDEN.....	-	-	-	-	41 089	42 322	42 322	50 864
U KING.....	111 840	77 948	77 993	80 528	1 136 807	734 879	737 633	761 165
IRELAND.....	3 609	3 175	3 175	3 256	16 383	14 415	14 415	15 148
BELGIUM.....	-	-	-	-	21 618	24 255	24 255	26 263
FRANCE.....	10 408	12 123	12 123	12 825	52 807	63 250	63 250	66 506
W GERM.....	-	-	-	-	47 919	56 373	56 373	58 508
AUSTRIA.....	5 040	13 944	13 944	15 277	18 360	48 386	47 921	52 606
SPAIN.....	5 463	6 441	6 441	7 015	70 286	53 538	53 538	58 105
ITALY.....	41 217	46 567	46 567	48 026	307 238	419 109	419 109	436 055
INDIA.....	38 668	10 783	10 750	13 466	153 077	70 357	70 296	84 822
THAILND.....	-	-	-	-	111 288	32 458	32 458	33 809
JAPAN.....	4 950	4 382	4 382	4 477	6 954	5 779	5 779	5 945
AUSTRAL.....	-	-	-	-	18 750	10 331	10 331	11 100
OTH CTY.....	-	-	-	-	2 864	1 951	1 954	2 329
TOTAL.....	1 536 467	631 869	632 753	678 883	8 714 150	4 493 333	4 462 643	4 681 543
6114060	LEATHER, FANCY, NSPF							(SFT)
CANADA.....	15 985	5 252	5 347	5 347	44 005	16 950	17 350	17 350
MEXICO.....	7 000	34 545	34 545	34 545	37 885	224 002	204 002	204 002
BRAZIL.....	16 000	7 080	7 080	7 379	61 168	31 797	31 797	32 934
U KING.....	10 561	18 448	18 464	19 256	77 480	188 441	188 232	195 054
ITALY.....	3 575	4 640	4 640	5 234	18 817	24 130	24 130	26 886
N ZEAL.....	-	-	-	-	26 248	7 516	7 516	7 925
OTH CTY.....	1 000	1 045	1 045	1 309	8 416	10 516	10 116	11 479
TOTAL.....	54 121	71 010	71 121	73 070	274 019	503 352	483 143	495 630
6119100	LEATHER OF SHEEP AND LAMB SKINS, NOT FANCY							
ARGENT.....	-	-	-	-	-	15 276	15 276	16 332
SWEDEN.....	-	-	-	-	-	13 618	13 624	14 102
U KING.....	-	12 807	12 807	13 374	-	63 642	63 401	66 181
FRANCE.....	-	207 510	207 610	214 552	-	1 356 376	1 346 190	1 386 308
W GERM.....	-	991	996	1 035	-	15 661	15 682	16 081
SPAIN.....	-	77 271	77 271	80 934	-	443 753	443 753	463 760
ITALY.....	-	17 936	17 936	18 954	-	40 610	40 610	42 670
INDIA.....	-	584	584	649	-	325 888	324 929	340 956
N ZEAL.....	-	7 308	7 308	7 592	-	13 052	13 052	13 638
OTH CTY.....	-	2 160	2 179	2 179	-	6 197	6 216	8 088
TOTAL.....	-	326 567	326 691	339 269	-	2 294 073	2 282 733	2 368 116
6119220	LEATHER, GOAT, VEGETABLE-TANNED, IN THE ROUGH							(LB)
INDIA.....	-	-	-	-	11 200	74 722	72 933	73 656
OTH CTY.....	-	-	-	-	1 297	3 800	3 800	3 893
TOTAL.....	-	-	-	-	12 497	78 522	76 733	77 549
6119240	LEATHER, GOAT AND KID, NOT FANCY, NSPF							(SFT)
MEXICO.....	13 112	14 822	14 822	14 822	33 442	38 577	38 577	38 577
HAITI.....	117 270	18 372	18 372	19 481	206 433	97 288	97 288	101 841
BRAZIL.....	3 659	4 630	4 630	4 793	32 935	26 390	26 390	28 259
URUGUAY.....	26 160	12 818	12 818	13 694	26 718	13 069	13 069	13 973
U KING.....	75 815	71 863	71 863	75 760	369 360	340 263	340 849	356 680
IRELAND.....	-	-	-	-	7 047	6 502	6 502	7 062
FRANCE.....	19 788	7 053	7 053	7 189	257 545	113 848	113 809	116 867
SPAIN.....	154 487	158 429	158 429	165 769	1 086 774	1 085 566	1 085 576	1 133 382
ITALY.....	4 780	7 979	7 979	8 463	115 417	117 381	117 381	122 723
INDIA.....	1 165 072	809 482	809 482	912 163	4 567 705	3 316 184	3 316 284	3 720 794
THAILND.....	-	-	-	-	51 337	22 075	22 075	23 081
OTH CTY.....	-	-	-	-	5 241	3 669	3 669	4 034
TOTAL.....	1 580 143	1 105 448	1 105 448	1 222 134	6 759 954	5 180 812	5 181 469	5 667 273
6119260	LEATHER, GOAT AND KID FANCY							(SFT)
HAITI.....	-	-	-	-	3 354	5 342	5 342	5 608
BRAZIL.....	-	-	-	-	12 000	6 780	6 780	7 035
U KING.....	12 618	11 024	11 024	11 317	80 302	83 936	83 936	86 606
W GERM.....	-	-	-	-	5 479	6 577	6 577	6 782
OTH CTY.....	1 416	1 799	1 799	1 967	1 416	1 799	1 799	1 967
TOTAL.....	14 034	12 823	12 823	13 284	102 551	104 434	104 434	107 998

Table 2. Schedule A Commodity by Country of Origin, Customs Value, F.a.s. and C.i.f.—Continued

(For information on coverage, definitions of Customs, f.a.s., and c.i.f. values, see Explanation of Statistics. Shipments valued less than \$251 are shown only under Schedule A commodity number 990.0000 and excluded from all other commodities. OTH CTY represents total for countries averaging under \$1,000 per month based on Customs Value)

Country of origin	Schedule A commodity number, description and unit of quantity							
	Current month				Cumulative, January to date			
	Net quantity	Value (dollars)			Net quantity	Value (dollars)		
Customs		F.a.s.	C.i.f.	Customs		F.a.s.	C.i.f.	
6119300	LEATHER, CHAMOIS, OIL-TANNED							(DPC)
U KING.....	7 129	174 353	176 353	186 656	32 974	764 789	766 706	805 304
NETHLDs.....	-	-	-	-	691	30 778	30 778	31 690
BELGIUM.....	4 234	71 256	71 256	73 617	35 809	578 496	571 820	595 715
FRANCE.....	464	20 758	20 758	21 928	5 004	74 690	74 690	78 175
ITALY.....	-	-	-	-	1 138	20 532	20 531	21 796
N ZEAL.....	10 310	26 006	27 087	28 637	16 225	99 766	100 847	106 362
OTH CTY.....	25	600	604	604	1 338	7 651	7 666	8 559
TOTAL.....	22 162	292 973	296 058	311 442	93 179	1 576 702	1 573 038	1 647 601
6119400	PARCHMENT AND VELLUM							(LB)
U KING.....	431	13 032	13 032	13 655	2 028	72 569	72 569	75 951
OTH CTY.....	54	720	720	777	109	1 383	1 383	1 599
TOTAL.....	485	13 752	13 752	14 432	2 137	73 952	73 952	77 550
6119520	LEATHER, PATENT, GENUINE							(SFT)
CANADA.....	10 432	6 039	6 127	6 127	40 965	27 105	27 580	27 580
BRAZIL.....	28 897	16 013	15 459	17 493	405 492	231 290	230 736	252 964
SWEDEN.....	3 933	1 664	1 664	1 960	23 472	19 132	19 103	22 534
U KING.....	30 969	28 873	28 873	30 681	159 193	147 894	147 894	156 722
BELGIUM.....	7 664	8 481	8 481	9 004	65 763	71 572	71 572	74 879
FRANCE.....	22 430	24 312	24 312	27 113	309 841	333 718	332 720	341 004
W GERM.....	625	749	749	838	28 532	36 276	36 276	38 439
ITALY.....	-	-	-	-	17 152	24 371	24 371	25 631
INDIA.....	-	-	-	-	6 515	6 152	6 152	6 352
TOTAL.....	104 950	86 131	85 665	93 216	1 056 925	897 510	896 404	946 105
6119900	LEATHER, NSPF, NOT FANCY, INCLUDING CHAMOIS, EXCEPT OIL-TANNED							
CANADA.....	-	26 669	27 083	27 083	-	93 321	94 327	94 326
MEXICO.....	-	1 481	1 481	1 481	-	94 037	94 121	95 268
COLOMB.....	-	55 065	55 065	57 230	-	229 185	229 185	238 774
PERU.....	-	-	-	-	-	78 990	78 990	83 984
BOLIVIA.....	-	-	-	-	-	10 897	10 897	11 428
BRAZIL.....	-	40 812	40 812	47 038	-	115 146	115 146	126 659
ARGENT.....	-	174 601	174 601	179 625	-	1 804 675	1 785 991	1 839 184
U KING.....	-	22 654	22 654	24 184	-	153 549	153 549	162 162
BELGIUM.....	-	-	-	-	-	34 111	34 111	35 406
FRANCE.....	-	23 249	23 078	23 907	-	224 267	224 160	232 128
W GERM.....	-	12 110	12 109	12 449	-	51 214	50 477	54 022
E GERM.....	-	38 295	38 295	40 113	-	172 500	172 500	180 983
SWITZLD.....	-	11 666	11 666	11 950	-	20 214	20 214	20 614
SPAIN.....	-	4 246	4 246	4 645	-	11 867	11 867	13 726
PORTUGL.....	-	-	-	-	-	25 936	25 936	27 210
ITALY.....	-	38 370	38 370	39 810	-	39 637	39 637	41 417
YUGOSLV.....	-	123 316	123 316	132 270	-	867 046	867 060	925 263
INDIA.....	-	-	-	-	-	77 616	79 662	86 637
THAILND.....	-	24 386	24 386	25 561	-	24 386	24 386	25 581
CHINA T.....	-	-	-	-	-	35 098	35 098	36 176
JAPAN.....	-	142 574	142 574	151 352	-	790 468	790 468	835 788
REP SAF.....	-	10 715	10 715	11 124	-	112 316	112 316	116 545
OTH CTY.....	-	2 060	2 060	2 210	-	6 103	6 103	7 090
TOTAL.....	-	752 269	752 511	792 052	-	5 072 571	5 056 201	5 290 541
6121000	BELTING LEATHER IN FINISHED OR SEMI-FINISHED FORM OR SHAPE FOR CONVERSION TO BELTING							(LB)
U KING.....	496	3 231	3 231	3 323	12 717	53 115	53 115	55 475
NETHLDs.....	-	-	-	-	2 196	20 045	20 045	20 460
W GERM.....	3 508	34 869	34 869	36 090	14 362	134 701	134 701	140 406
SWITZLD.....	379	5 598	5 598	5 736	2 002	25 422	25 422	26 170
PORTUGL.....	522	4 456	4 456	4 821	933	7 291	7 291	7 932
ITALY.....	-	-	-	-	1 819	18 506	18 506	19 334
JAPAN.....	549	4 146	4 146	4 240	2 016	18 604	18 604	19 376
OTH CTY.....	59	1 491	1 491	1 613	1 103	12 032	11 755	12 746
TOTAL.....	5 513	53 791	53 791	55 823	37 148	289 716	289 439	301 899
6122020	LEASHES, COLLARS, MUZZLES, HARNESSES AND SIMILAR DOG EQUIPMENT							
GUATMAL.....	-	22 745	22 745	25 028	-	71 399	71 399	75 652
COLOMB.....	-	3 563	3 563	3 736	-	13 899	13 899	14 525
BRAZIL.....	-	-	-	-	-	6 720	6 720	7 412
U KING.....	-	13 414	13 431	13 857	-	116 672	117 057	121 502
FRANCE.....	-	-	-	-	-	10 584	10 584	11 565
W GERM.....	-	4 872	4 872	5 327	-	62 277	62 277	64 702
SPAIN.....	-	-	-	-	-	22 252	22 252	24 541
ITALY.....	-	6 137	6 137	6 707	-	51 349	51 349	53 250
KOR REP.....	-	61 293	61 293	66 407	-	324 060	329 502	360 531
HG KONG.....	-	-	-	-	-	75 732	73 130	76 249
CHINA T.....	-	58 252	58 252	61 394	-	634 351	633 414	667 216
JAPAN.....	-	135 521	139 000	147 426	-	774 903	785 135	841 128
OTH CTY.....	-	289	285	285	-	2 736	2 771	2 875
TOTAL.....	-	306 066	309 578	330 167	-	2 166 934	2 179 489	2 321 148
6122040	HARNESS, SADDLES, SADDLERY AND PARTS							
CANADA.....	-	8 347	8 443	8 506	-	46 477	46 350	46 413
MEXICO.....	-	182 204	182 737	182 961	-	715 902	717 317	717 655

Table 2. Schedule A Commodity by Country of Origin,
Customs Value, F.a.s. and C.i.f.—Continued

(For information on coverage, definitions of Customs, f.a.s., and c.i.f. values, see Explanation of Statistics. Shipments valued less than \$251 are shown only under Schedule A commodity number 990.0000 and excluded from all other commodities. OTH CTY represents total for countries averaging under \$1,000 per month based on Customs Value)

Country of origin	Schedule A commodity number, description and unit of quantity							
	Current month				Cumulative, January to date			
	Net quantity	Value (dollars)			Net quantity	Value (dollars)		
Customs		F.a.s.	C.i.f.	Customs		F.a.s.	C.i.f.	
COLOMB.....	-	-	-	-	-	8 085	8 085	8 954
BRAZIL.....	-	-	-	-	-	18 121	18 121	19 318
ARGENT.....	-	30 427	30 359	33 199	-	162 998	162 930	175 408
U KING.....	-	313 688	313 644	329 434	-	1 273 538	1 274 284	1 330 099
IRELAND.....	-	-	-	-	-	18 833	19 004	19 783
NETHLDs.....	-	18 455	18 455	18 955	-	18 455	18 455	18 955
BELGIUM.....	-	7 406	7 406	8 770	-	26 417	26 417	30 687
FRANCE.....	-	6 859	6 859	7 166	-	61 246	61 246	62 914
W GERM.....	-	20 527	20 525	21 508	-	175 960	175 105	184 549
SWITZLD.....	-	17 523	17 523	19 601	-	221 935	221 935	238 202
ITALY.....	-	6 956	6 956	7 488	-	43 872	43 871	47 077
INDIA.....	-	6 015	6 015	6 638	-	31 732	31 738	36 333
KOR REP.....	-	-	-	-	-	5 967	5 967	6 365
CHINA T.....	-	5 760	5 760	6 525	-	16 573	16 780	18 715
JAPAN.....	-	5 207	5 207	5 404	-	102 292	102 300	106 938
AUSTRAL.....	-	3 150	3 150	3 466	-	11 087	11 087	12 229
OTH CTY.....	-	5 304	5 304	6 136	-	18 237	18 237	20 177
TOTAL.....	-	637 828	638 343	665 757	-	2 977 727	2 979 229	3 100 771
6123000	LEATHER, CUT OR SHAPED, FOR CONVERSION INTO FOOTWEAR							
CANADA.....	-	29 004	29 624	29 624	-	32 786	33 567	33 567
MEXICO.....	-	438 173	438 806	438 852	-	1 883 830	1 879 634	1 880 228
HAITI.....	-	49 043	51 465	53 127	-	51 629	54 015	55 784
DOM REP.....	-	103 354	103 354	104 515	-	406 643	406 643	410 753
COLOMB.....	-	-	-	-	-	156 484	156 484	157 830
BRAZIL.....	-	43 595	43 595	49 042	-	88 517	88 517	103 209
ARGENT.....	-	-	-	-	-	1 433 550	1 390 533	1 476 200
IRELAND.....	-	13 751	13 751	14 439	-	118 653	115 512	121 364
INDIA.....	-	104 833	102 055	123 978	-	547 415	526 894	659 801
OTH CTY.....	-	1 399	1 399	1 499	-	11 059	11 054	13 590
TOTAL.....	-	783 152	784 049	815 076	-	4 730 566	4 662 853	4 912 326
6129020	LEATHER STRAPS AND STROPS							
MEXICO.....	-	12 321	12 321	12 545	-	67 364	67 364	69 484
U KING.....	-	-	-	-	-	6 106	6 106	6 504
FRANCE.....	-	15 058	14 990	15 627	-	47 715	47 665	50 109
W GERM.....	-	9 708	9 708	10 410	-	15 937	15 937	16 934
SWITZLD.....	-	63 674	63 674	64 547	-	249 982	249 986	254 001
SPAIN.....	-	17 311	17 311	17 999	-	25 879	25 879	26 877
ITALY.....	-	7 462	7 042	7 297	-	48 344	46 871	48 826
MACAO.....	-	-	-	-	-	25 974	25 974	26 684
HG KONG.....	-	9 486	9 503	10 273	-	55 430	55 463	58 252
CHINA T.....	-	2 034	2 034	2 168	-	48 647	48 647	56 509
JAPAN.....	-	10 730	10 706	11 164	-	99 190	98 827	102 034
OTH CTY.....	-	700	700	810	-	7 981	7 987	8 288
TOTAL.....	-	148 484	147 989	152 840	-	698 549	696 706	724 502
6129040	LEATHER ARTICLES, NSPF, BOOK BINDINGS, COVERS, SHOE LACES ETC MADE IN PART OF LEATHER							
CANADA.....	-	43 501	40 235	40 235	-	258 109	244 214	245 392
MEXICO.....	-	45 296	45 332	45 464	-	194 285	194 454	194 794
GUATMAL.....	-	-	-	-	-	36 271	36 271	39 319
COLOMB.....	-	541	541	612	-	189 979	189 981	216 076
BRAZIL.....	-	12 832	12 832	13 659	-	39 763	39 763	42 973
ARGENT.....	-	312	312	524	-	27 299	27 299	29 755
U KING.....	-	91 341	89 221	95 472	-	211 858	209 310	221 643
BELGIUM.....	-	-	-	-	-	10 728	10 455	11 146
FRANCE.....	-	7 369	7 369	7 779	-	27 004	27 030	28 581
W GERM.....	-	27 770	27 929	29 805	-	97 220	97 368	105 033
AUSTRIA.....	-	1 864	1 864	1 900	-	40 446	40 446	41 437
SWITZLD.....	-	344	344	374	-	9 091	9 091	9 422
SPAIN.....	-	44 940	44 938	48 754	-	182 865	182 849	203 718
ITALY.....	-	42 611	42 816	49 179	-	257 105	258 330	282 258
YUGOSLV.....	-	-	-	-	-	5 217	5 217	5 676
GREECE.....	-	4 269	4 269	4 901	-	46 288	46 288	51 622
THAILND.....	-	2 886	2 886	3 776	-	190 870	190 890	231 229
KOR REP.....	-	91 877	102 109	115 524	-	379 022	405 048	455 486
HG KONG.....	-	-	-	-	-	12 279	12 631	14 058
CHINA T.....	-	27 685	27 685	30 698	-	161 049	157 315	176 710
JAPAN.....	-	53 723	56 406	59 657	-	411 910	419 079	451 258
OTH CTY.....	-	7 617	7 617	8 474	-	29 219	29 219	33 828
TOTAL.....	-	506 778	514 705	556 787	-	2 817 877	2 832 548	3 091 414
6130010	PLATES, MATS, LININGS, STRIPS, CROSSES AND SIMILAR FORMS, OF FURSKINS, DRESSED							
U KING.....	-	12 536	12 536	12 845	-	16 929	16 929	17 360
NETHLDs.....	-	-	-	-	-	11 811	11 811	12 314
W GERM.....	-	-	-	-	-	17 882	17 882	18 335
SPAIN.....	-	26 500	26 500	28 103	-	26 820	26 820	28 455
GREECE.....	-	95 356	95 356	109 156	-	553 314	550 414	607 746
CHINA M.....	-	-	-	-	-	19 629	19 629	20 334
JAPAN.....	-	2 366	2 366	2 439	-	8 932	8 932	9 232
OTH CTY.....	-	5 145	5 145	5 335	-	13 527	13 527	14 788
TOTAL.....	-	141 903	141 903	157 878	-	668 844	665 944	728 564
6130020	FURSKINS, FOX NES, MINK, PERSIAN LAMB AND CARACUL, DRESSED AND DYED OR DRESSED ONLY (NO)							
CANADA.....	15	450	451	451	1 746	13 888	13 891	14 058

Table 2. Schedule A Commodity by Country of Origin, Customs Value, F.a.s. and C.i.f.—Continued

(For information on coverage, definitions of Customs, f.a.s., and c.i.f. values, see Explanation of Statistics. Shipments valued less than \$251 are shown only under Schedule A commodity number 990.0000 and excluded from all other commodities. OTH CTY represents total for countries averaging under \$1,000 per month based on Customs Value)

Country of origin	Schedule A commodity number, description and unit of quantity							
	Current month				Cumulative, January to date			
	Net quantity	Value (dollars)			Net quantity	Value (dollars)		
Customs		F.a.s.	C.i.f.	Customs		F.a.s.	C.i.f.	
BRAZIL.....	-	-	-	-	520	5 980	5 980	6 140
ARGENT.....	2 560	33 800	33 800	34 502	5 634	58 073	58 073	59 706
U KING.....	8	540	540	558	7 384	114 981	114 981	115 746
W GERM.....	2 779	47 051	47 051	48 250	6 126	160 096	160 096	163 484
OTH CTY.....	-	-	-	-	178	7 046	7 046	7 295
TOTAL.....	5 362	81 841	81 842	83 761	21 588	360 064	360 067	366 431
6130030	FURSKINS, WHOLE, DRESSED, BEAVER, OCELOT, WOLF, SABLE, OTTER, MARTEN, PONY, CHINCHILA, ETC (NO)							
CANADA.....	2 442	45 611	43 624	43 827	6 003	137 219	135 234	135 944
U KING.....	30 000	40 500	40 500	41 783	60 000	81 000	81 000	83 242
W GERM.....	2 978	29 633	29 633	31 089	11 252	164 317	164 317	166 409
POLAND.....	-	-	-	-	600	7 200	7 200	7 541
ITALY.....	2 177	8 143	8 143	8 496	2 381	11 460	11 460	11 926
OTH CTY.....	546	6 778	7 062	7 221	1 111	8 213	8 522	9 015
TOTAL.....	38 143	130 665	128 962	132 418	81 347	409 409	407 733	416 077
6130040	FURSKINS, RABBIT, WHOLE, DRESSED, WHETHER OR NOT DYED (NO)							
CANADA.....	-	-	-	-	12 081	56 315	54 760	54 760
BRAZIL.....	-	-	-	-	30 500	43 748	43 748	45 828
U KING.....	1 300	5 165	5 165	5 284	8 300	35 327	35 327	37 149
BELGIUM.....	42 950	31 910	31 910	32 873	74 374	84 497	84 497	96 338
FRANCE.....	12 650	45 405	45 405	46 769	76 000	258 095	258 163	264 035
SPAIN.....	25 093	12 195	12 195	12 833	102 493	44 675	44 675	46 981
ITALY.....	26 500	13 296	13 296	13 965	39 250	19 768	19 768	20 669
OTH CTY.....	-	-	-	-	3 750	1 875	1 875	2 073
TOTAL.....	108 493	107 971	107 971	111 724	346 748	544 300	542 813	567 833
6130050	FURSKINS, WHOLE, NSPF, & PAWS, TAILS, ETC, DRESSED- INCL FUR CUT FOR HATTERS, ALSO CARROTTED							
CANADA.....	-	78 737	79 079	79 272	-	294 899	290 038	291 245
BRAZIL.....	-	-	-	-	-	22 724	22 724	23 727
ARGENT.....	-	22 180	22 180	22 360	-	70 246	70 246	73 305
ICELAND.....	-	-	-	-	-	36 694	36 694	39 359
SWEDEN.....	-	-	-	-	-	17 630	17 630	19 341
FINLAND.....	-	-	-	-	-	17 346	17 346	21 037
U KING.....	-	-	-	-	-	15 295	15 295	16 198
FRANCE.....	-	273 061	273 061	284 559	-	448 615	448 615	475 729
W GERM.....	-	13 282	13 282	14 667	-	43 273	43 273	47 156
SPAIN.....	-	105 608	105 608	109 928	-	346 167	346 167	364 800
ITALY.....	-	18 504	18 504	19 321	-	40 682	40 682	42 487
GREECE.....	-	2 560	2 560	2 885	-	5 570	5 570	6 275
AUSTRAL.....	-	-	-	-	-	9 777	9 777	10 303
N ZEAL.....	-	1 264	1 264	1 320	-	10 917	10 923	12 128
KENYA.....	-	930	930	1 095	-	31 448	31 448	34 335
OTH CTY.....	-	1 555	1 555	1 905	-	11 132	11 132	12 002
TOTAL.....	-	517 681	518 023	537 312	-	1 422 415	1 417 560	1 489 427
6291010	TIRES, PNEUMATIC, RICYCLE (NO)							
CANADA.....	-	-	-	-	7 100	14 217	11 168	14 326
SWEDEN.....	57 475	50 932	50 932	53 198	837 325	618 055	618 055	641 994
U KING.....	43 620	69 276	67 563	71 201	146 014	249 800	229 477	242 851
NETHLDs.....	1 260	1 677	1 677	1 752	89 929	108 466	108 466	115 743
BELGIUM.....	3 900	9 298	9 298	9 782	13 060	24 624	24 624	25 995
FRANCE.....	20 225	58 599	58 116	60 076	115 102	300 487	293 039	304 419
AUSTRIA.....	-	-	-	-	10 200	15 296	15 296	15 997
PORTUGL.....	-	-	-	-	6 750	8 067	8 500	9 691
ITALY.....	10 337	53 626	53 626	55 875	73 133	421 833	422 778	438 742
KOR REP.....	182 150	167 408	169 092	187 292	1 188 135	1 123 579	1 127 629	1 283 363
CHINA T.....	447 300	422 301	422 000	469 777	1 603 010	1 564 645	1 563 949	1 738 747
JAPAN.....	43 949	73 140	73 140	80 797	779 100	1 004 264	1 008 986	1 123 148
OTH CTY.....	200	1 347	1 347	1 347	846	2 245	2 245	2 265
TOTAL.....	810 416	907 604	906 791	991 097	4 869 704	5 455 578	5 434 212	5 957 281
6291015	TIRES, PNEUMATIC, PASSENGER CAR, NEW (NO)							
CANADA.....	70 522	2 125 634	1 906 784	2 094 683	420 194	15 464 104	12 330 275	14 799 608
BRAZIL.....	6 325	115 975	90 104	129 400	67 892	1 416 308	986 730	1 371 743
SWEDEN.....	9 584	256 112	198 515	221 808	43 418	1 017 621	818 974	971 317
U KING.....	36 066	863 601	683 991	784 202	213 328	4 544 199	3 545 225	4 208 545
IRELAND.....	17 425	414 949	335 548	383 109	127 209	2 503 356	2 250 548	2 537 948
NETHLDs.....	9 496	155 137	151 207	169 040	60 124	988 412	922 667	1 018 644
BELGIUM.....	6 099	185 170	110 575	189 242	53 392	1 380 608	937 977	1 216 974
FRANCE.....	148 275	4 306 463	3 925 177	4 223 386	946 716	25 170 733	23 259 807	25 161 454
W GERM.....	99 095	3 461 922	2 301 687	3 041 493	761 125	22 981 087	18 799 343	21 737 943
AUSTRIA.....	16 646	842 552	627 777	693 010	82 320	3 504 533	2 105 048	2 568 955
SWITZLD.....	45	1 860	2 005	2 142	1 304	26 278	26 423	29 037
AZORES.....	-	-	-	-	1 366	23 044	21 207	25 043
SPAIN.....	159 053	5 001 393	4 652 677	5 039 842	827 674	23 906 017	22 955 962	24 863 667
GIBRALT.....	-	-	-	-	624	21 378	19 238	20 604
ITALY.....	110 425	3 167 066	2 761 532	3 077 581	645 037	17 756 423	15 273 392	17 393 758
YUGOSLV.....	1 400	15 198	15 198	16 576	1 400	15 198	15 198	16 576
ISRAEL.....	32 613	444 952	444 982	493 664	113 569	1 564 068	1 552 403	1 758 835
INDIA.....	425	5 911	5 911	7 511	1 796	27 831	27 831	32 768
JAPAN.....	20 387	470 577	467 266	533 683	111 206	2 667 755	2 643 156	3 031 812
AUSTRAL.....	1 838	24 353	24 353	27 213	2 288	34 612	34 612	38 233
N ZEAL.....	-	-	-	-	2 473	55 000	55 000	60 067
OTH CTY.....	10	281	281	533	59	1 804	1 898	3 558
TOTAL.....	745 729	21 859 106	18 705 570	21 128 118	4 484 514	125 070 369	108 582 914	122 867 089

Table 2. Schedule A Commodity by Country of Origin,
Customs Value, F.a.s. and C.i.f.—Continued

(For information on coverage, definitions of Customs, f.a.s., and c.i.f. values, see Explanation of Statistics. Shipments valued less than \$251 are shown only under Schedule A commodity number 990.0000 and excluded from all other commodities. OTH CTY represents total for countries averaging under \$1,000 per month based on Customs Value)

Country of origin	Schedule A commodity number, description and unit of quantity							
	Current month			Cumulative, January to date				
	Net quantity	Value (dollars)			Net quantity	Value (dollars)		
Customs		F.a.s.	C.i.f.	Customs		F.a.s.	C.i.f.	
6291025	TIRES, PNEUMATIC, TRUCK AND BUS, NEW						(NO)	
CANADA.....	19 698	3 100 201	2 489 929	3 027 572	80 955	11 839 495	9 489 530	11 568 309
BRAZIL.....	152	19 766	17 801	21 482	4 786	335 516	262 385	364 698
SWEDEN.....	881	107 584	76 850	113 010	5 169	584 131	431 897	577 509
U KING.....	9 447	1 134 643	818 018	1 029 433	37 711	4 309 048	3 218 599	3 884 805
NETHLDS.....	5 014	478 929	349 647	416 820	28 369	2 601 591	1 820 594	2 088 110
BELGIUM.....	832	78 718	47 462	71 036	3 400	251 271	187 681	231 239
FRANCE.....	53 591	5 359 383	4 454 032	5 017 743	279 460	26 383 016	22 215 285	24 380 784
W GERM.....	15 851	2 656 854	1 756 648	2 076 950	73 554	9 954 107	6 818 777	7 880 358
E GERM.....	-	-	-	-	35	5 430	5 430	5 933
AUSTRIA.....	-	-	-	-	3 406	398 947	265 246	325 246
SPAIN.....	4 531	1 601 598	1 343 016	1 548 665	47 648	6 734 518	5 814 041	6 607 061
GIBRALT.....	-	-	-	-	180	19 606	19 606	21 215
ITALY.....	32 595	4 393 643	3 190 806	4 261 908	100 782	12 671 805	9 379 684	12 086 275
ISRAEL.....	2 451	87 155	87 155	97 881	11 287	486 742	485 479	551 253
INDIA.....	-	-	-	-	1 552	90 031	87 815	109 565
KOR REP.....	1 323	99 461	99 461	113 643	14 898	1 122 757	1 122 064	1 309 102
CHINA T.....	-	-	-	-	6 800	85 246	90 661	101 564
JAPAN.....	21 217	1 658 020	1 643 160	1 879 081	157 240	12 267 499	12 147 703	13 898 543
OTH CTY.....	8	540	530	747	88	8 691	8 753	9 653
TOTAL.....	167 591	20 776 495	16 374 515	19 675 971	857 320	90 149 447	73 871 230	86 001 227
6291035	TIRES, PNEUMATIC, MOTORCYCLE, NEW						(NO)	
SWEDEN.....	910	13 528	13 528	14 625	7 189	99 061	99 081	106 814
U KING.....	12 886	183 679	166 443	189 626	50 490	709 821	602 773	720 942
FRANCE.....	5 172	87 324	76 439	82 178	25 420	356 146	314 405	340 072
W GERM.....	2 265	73 414	35 411	38 502	9 897	197 101	141 538	168 407
CZECHO.....	-	-	-	-	1 380	14 583	14 741	16 339
SPAIN.....	810	6 765	5 704	6 658	4 114	43 250	37 036	45 804
ITALY.....	1 929	44 908	21 179	44 374	26 888	436 573	315 267	425 097
CHINA T.....	46 886	266 929	266 801	302 016	163 903	933 189	926 757	1 051 334
JAPAN.....	21 262	181 927	180 758	199 574	151 771	1 270 993	1 270 639	1 445 015
OTH CTY.....	25	332	336	336	55	678	686	686
TOTAL.....	92 145	858 806	766 599	877 889	441 107	4 061 395	3 722 917	4 320 510
6291045	TIRES, PNEUMATIC, NSPF, NEW NOT OVER 24 INCH RIM SIZE						(NO)	
CANADA.....	1 880	15 617	15 501	16 034	2 631	85 202	84 274	86 514
SWEDEN.....	14 738	49 186	37 683	40 020	86 299	274 571	231 567	247 672
U KING.....	50	4 474	4 522	5 557	3 931	61 024	61 126	70 663
FRANCE.....	70	45 900	32 671	34 539	237	170 266	122 042	129 031
W GERM.....	3 025	55 085	55 085	57 610	3 089	61 989	61 989	65 285
ISRAEL.....	1 734	31 813	31 813	35 829	10 045	291 606	291 606	340 541
INDIA.....	3 936	9 064	9 064	11 518	3 936	9 064	9 064	11 518
PHIL R.....	-	-	-	-	26	11 885	11 885	12 318
KOR REP.....	348	6 843	6 843	7 863	348	6 843	6 843	7 863
CHINA T.....	50 000	97 920	97 920	110 373	213 200	413 941	414 009	464 159
JAPAN.....	3 034	268 714	268 670	304 775	22 547	1 556 679	1 549 982	1 761 951
OTH CTY.....	20	337	337	853	529	3 354	3 359	4 257
TOTAL.....	78 835	584 953	560 109	624 971	346 818	2 946 424	2 847 746	3 201 772
6291050	TIRES, PNEUMATIC, NSPF, NEW OVER 24 INCH RIM SIZE						(NO)	
CANADA.....	173	302 724	178 581	306 767	3 351	1 691 728	1 277 342	1 609 029
BRAZIL.....	-	-	-	-	658	1 242 380	1 242 380	1 380 428
FINLAND.....	-	-	-	-	2 080	90 651	91 660	98 708
U KING.....	107	63 618	47 048	50 681	399	288 743	218 227	235 590
BELGIUM.....	39	36 802	36 802	38 745	56	60 131	60 131	63 094
FRANCE.....	80	61 599	45 891	49 194	403	461 245	330 954	350 806
W GERM.....	6	706	706	762	68	36 568	36 568	38 887
AUSTRIA.....	-	-	-	-	200	46 413	28 793	50 470
SPAIN.....	596	1 069 751	808 691	864 105	1 508	2 443 757	1 891 846	2 024 029
ITALY.....	-	-	-	-	300	32 362	30 141	31 791
ISRAEL.....	-	-	-	-	1 787	160 321	160 320	180 212
MALAYSIA.....	12	14 928	14 928	17 856	104	80 510	80 510	93 911
KOR REP.....	1 035	111 203	111 203	127 478	2 659	267 800	268 179	303 831
JAPAN.....	2 062	2 002 039	1 987 933	2 220 489	12 516	10 107 194	10 037 492	11 213 773
REP SAF.....	-	-	-	-	6	5 865	5 865	6 726
OTH CTY.....	-	-	-	-	312	18 181	18 248	21 732
TOTAL.....	4 110	3 663 370	3 231 783	3 676 077	26 407	17 033 849	15 778 656	17 703 017
6291070	TIRES, NSPF, INCLUDING PNEUMATIC AIRPLANE, PNEUMATIC USED AND NON-PNEUMATIC						(NO)	
CANADA.....	2 017 762	929 657	878 934	600 627	8 029 016	3 048 002	2 749 585	2 224 681
MEXICO.....	576	1 642	1 642	1 642	3 254	11 061	11 061	11 132
COLOMB.....	200	19 900	19 900	22 340	210	20 903	20 903	23 457
BRAZIL.....	240	21 750	16 708	23 872	863	78 482	59 719	87 449
SWEDEN.....	172	22 677	22 677	25 587	12 935	198 412	191 704	212 885
DENMARK.....	-	-	-	-	304	18 139	18 139	20 925
U KING.....	4 234	57 223	55 381	70 184	21 874	407 302	397 822	481 989
IRELAND.....	-	-	-	-	1 628	29 626	29 626	32 302
NETHLDS.....	1 378	52 675	52 675	60 674	4 838	89 833	89 386	112 899
BELGIUM.....	626	48 652	40 960	55 752	2 570	186 921	161 804	199 679
FRANCE.....	1 554	51 657	48 786	53 405	4 634	208 516	225 367	248 546
W GERM.....	918	82 732	82 757	95 867	2 625	337 373	331 441	375 370
CZECHO.....	65	5 855	5 855	6 909	65	5 855	5 855	6 909
SPAIN.....	2 173	200 670	200 669	219 283	22 116	1 062 483	1 062 482	1 194 331
ITALY.....	490	17 035	15 751	16 519	6 903	94 457	92 039	99 315

Table 2. Schedule A Commodity by Country of Origin, Customs Value, F.a.s. and C.i.f.—Continued

(For information on coverage, definitions of Customs, f.a.s., and c.i.f. values, see Explanation of Statistics. Shipments valued less than \$251 are shown only under Schedule A commodity number 990.0000 and excluded from all other commodities. OTH CTY represents total for countries averaging under \$1,000 per month based on Customs Value)

Country of origin	Schedule A commodity number, description and unit of quantity							
	Current month				Cumulative, January to date			
	Net quantity	Value (dollars)			Net quantity	Value (dollars)		
Customs		F.a.s.	C.i.f.	Customs		F.a.s.	C.i.f.	
ISRAEL.....	1 463	109 109	109 109	123 901	9 514	383 679	383 679	431 552
SINGAPR.....	-	-	-	-	456 000	5 736	5 736	5 785
KOR REP.....	2 847	142 181	142 181	150 983	46 187	223 972	227 147	246 450
CHINA T.....	-	-	-	-	28 613	66 427	66 427	74 893
JAPAN.....	30 493	41 509	40 654	61 930	354 601	247 086	246 292	324 255
AUSTRAL.....	12	6 784	6 673	7 805	297	52 095	51 984	57 834
OTH CTY.....	94	2 285	2 285	2 668	133 130	21 347	21 347	27 119
TOTAL.....	2 065 297	1 813 993	1 743 597	1 599 948	9 142 177	6 797 707	6 449 545	6 499 757
6291080	TUBES, BICYCLE			(NO)				
SWEDEN.....	36 700	24 324	24 324	25 412	527 700	336 359	336 359	349 293
U KING.....	47 490	35 002	34 136	35 509	185 790	137 169	132 335	138 437
NETHLD.....	3 300	1 804	1 804	2 004	79 985	40 334	40 334	42 926
BELGIUM.....	3 050	2 431	2 431	2 558	5 550	5 013	5 013	5 360
FRANCE.....	30 920	23 097	27 117	28 269	80 665	61 755	65 208	69 009
AUSTRIA.....	-	-	-	-	12 000	8 649	8 649	9 045
ITALY.....	200	2 028	2 028	2 113	15 700	14 837	14 837	15 862
KOR REP.....	627 460	291 535	294 701	326 568	2 664 730	1 192 720	1 185 206	1 328 207
CHINA T.....	461 540	198 310	197 620	218 505	2 016 400	865 006	860 091	950 627
JAPAN.....	24 050	12 968	12 968	14 457	714 240	402 195	406 326	451 317
OTH CTY.....	400	258	261	259	6 505	3 675	3 880	3 739
TOTAL.....	1 235 110	591 757	597 390	655 654	6 309 265	3 067 712	3 058 238	3 363 822
6291090	TUBES FOR TIRES, NSPF			(NO)				
CANADA.....	4 243	79 289	75 809	71 133	10 301	198 494	160 644	169 893
BRAZIL.....	1 065	7 081	7 127	8 776	48 411	388 236	279 883	422 063
SWEDEN.....	-	-	-	-	64 172	66 307	53 639	56 825
U KING.....	15 450	27 045	18 148	20 461	20 742	56 961	39 991	44 733
NETHLD.....	838	1 803	1 803	1 914	5 274	11 299	11 299	12 457
BELGIUM.....	-	-	-	-	13 534	40 048	26 984	38 546
FRANCE.....	34 048	219 933	170 751	184 648	193 489	1 069 081	877 792	978 936
W GERM.....	8 125	27 584	19 832	21 520	22 055	78 917	54 114	64 487
AUSTRIA.....	3 270	12 739	6 452	7 001	24 617	114 648	83 333	98 192
SPAIN.....	6 140	20 217	17 577	21 788	22 027	55 553	51 331	58 906
ITALY.....	123 113	1 065 279	622 854	784 239	435 517	3 063 656	1 828 656	2 285 910
KOR REP.....	-	-	-	-	1 075	18 820	17 965	19 982
HG KONG.....	12 000	13 514	13 514	15 113	12 000	13 514	13 514	15 113
CHINA T.....	45 806	47 833	47 833	54 450	494 003	544 548	541 366	601 187
JAPAN.....	42 567	124 553	123 615	139 364	384 248	1 039 105	1 028 027	1 162 778
OTH CTY.....	1 450	3 277	3 277	3 559	2 350	6 060	6 060	6 614
TOTAL.....	298 115	1 650 147	1 128 592	1 333 966	1 753 815	6 785 247	5 074 598	6 036 622
6294000	BELTS AND BELTING, RUBBER, TRANSMISSION, CONVEYOR OR ELEVATOR			(NO)				
CANADA.....	-	88 249	86 753	89 717	-	664 168	648 424	660 529
SWEDEN.....	-	7 348	6 957	7 578	-	60 762	58 632	63 858
FINLAND.....	-	7 242	7 258	7 746	-	67 236	70 479	75 480
DENMARK.....	-	10 729	10 685	11 266	-	87 312	86 841	90 902
U KING.....	-	277 442	279 063	291 917	-	1 031 550	1 038 729	1 110 436
NETHLD.....	-	84 552	84 428	88 512	-	170 133	169 287	178 192
BELGIUM.....	-	9 598	9 603	9 917	-	58 953	59 004	61 010
FRANCE.....	-	20 000	19 872	21 085	-	282 880	282 513	291 917
W GERM.....	-	448 392	440 952	491 101	-	1 918 761	1 872 140	2 016 831
AUSTRIA.....	-	258 230	258 893	273 479	-	550 758	552 324	593 164
HUNGARY.....	-	-	-	-	-	21 622	21 622	23 163
SWITZLD.....	-	344 551	344 522	354 081	-	1 177 425	1 178 619	1 212 772
ITALY.....	-	132 169	132 070	143 412	-	665 925	660 434	708 314
ISRAEL.....	-	15 570	15 223	17 378	-	29 515	29 168	33 635
SINGAPR.....	-	-	-	-	-	150 757	150 757	157 526
JAPAN.....	-	1 900 532	1 794 294	2 010 490	-	4 692 488	4 547 489	5 002 629
AUSTRAL.....	-	905	905	1 095	-	10 136	10 136	11 490
REP SAF.....	-	-	-	-	-	6 353	6 353	6 818
OTH CTY.....	-	1 759	1 759	2 054	-	15 531	15 479	17 265
TOTAL.....	-	3 607 268	3 493 237	3 820 828	-	11 662 265	11 458 430	12 335 931
6311010	VENEERS, BIRCH, WHETHER OR NOT FACE FINISHED, NOT REINFORCED OR BACKED			(MSF)				
CANADA.....	38 251	1 785 197	1 822 399	1 822 828	201 619	9 610 250	9 699 191	9 725 750
FINLAND.....	-	-	-	-	361	54 931	54 931	61 059
TOTAL.....	38 251	1 785 197	1 822 399	1 822 828	201 980	9 665 181	9 754 122	9 786 809
6311020	VENEERS, MAPLE, WHETHER OR NOT FACE FINISHED, NOT REINFORCED OR BACKED			(MSF)				
CANADA.....	1 165	46 474	47 514	47 514	6 347	203 358	209 152	209 153
TOTAL.....	1 165	46 474	47 514	47 514	6 347	203 358	209 152	209 153
6311030	VENEERS, PHILIPPINE MAHOGANY OR LAUAN, WHETHER OR NOT FACE FINISHED, NOT REINFORCED OR BACKED			(MSF)				
THAILND.....	-	-	-	-	306	8 924	8 924	10 821
MALAYSIA.....	134	1 613	1 613	3 142	460	5 530	5 530	11 159
SINGAPR.....	954	45 838	45 838	52 861	2 389	135 045	135 045	159 565
PHIL R.....	4 357	85 159	83 426	127 424	93 354	1 730 964	1 712 235	2 805 745
CHINA T.....	337	31 512	31 512	34 040	1 211	112 899	112 899	122 719
JAPAN.....	325	51 210	51 210	57 313	412	63 332	62 762	70 597
TOTAL.....	6 107	215 332	213 599	274 780	98 132	2 056 694	2 037 395	3 180 606

Table 2. Schedule A Commodity by Country of Origin,
Customs Value, F.a.s. and C.i.f.—Continued

(For information on coverage, definitions of Customs, f.a.s., and c.i.f. values, see Explanation of Statistics. Shipments valued less than \$251 are shown only under Schedule A commodity number 990.0000 and excluded from all other commodities. OTH CTY represents total for countries averaging under \$1,000 per month based on Customs Value)

Country of origin	Schedule A commodity number, description and unit of quantity							
	Current month				Cumulative, January to date			
	Net quantity	Value (dollars)			Net quantity	Value (dollars)		
Customs		F.a.s.	C.i.f.	Customs		F.a.s.	C.i.f.	
6311050	VENEERS, HARDWOOD, NES NOT REINFRCD OR BACKD & WOOD VNEERS DECORATIVE ETC REINFRCD OR BKD (MSF)							
CANADA.....	1 422	47 889	48 782	48 782	6 996	310 742	317 211	317 211
MEXICO.....	-	-	-	-	159	9 432	9 549	9 726
GUATMAL.....	3 156	103 158	103 158	113 645	8 347	264 893	264 843	293 852
COLOMB.....	-	-	-	-	600	40 263	40 263	45 857
PERU.....	-	-	-	-	4 529	273 350	273 350	439 738
BRAZIL.....	10 566	300 513	300 495	436 345	23 759	736 683	736 665	1 036 456
SWEDEN.....	19	27 202	27 202	27 617	19	27 202	27 202	27 617
DENMARK.....	5	2 928	2 928	3 423	592	37 815	37 815	44 355
U KING.....	200	30 832	30 903	33 096	418	104 404	104 476	109 838
BELGIUM.....	11	5 636	5 636	5 816	266	28 330	28 330	30 959
FRANCE.....	295	29 029	29 029	37 175	4 087	470 069	470 069	527 113
W GERM.....	620	115 228	123 449	127 066	3 493	466 956	466 956	490 318
SWITZLD.....	51	7 876	7 876	8 145	1 125	172 869	172 869	182 992
THAILND.....	8	3 932	3 932	4 542	221	46 114	46 129	47 855
MALAYSA.....	-	-	-	-	1 108	23 987	23 987	29 776
SINGAPR.....	110	10 154	10 072	10 596	276	40 200	40 118	41 530
JAPAN.....	-	-	-	-	374	48 679	48 679	55 691
AUSTRAL.....	51	6 318	6 318	6 750	51	6 318	6 318	6 750
W SAMOA.....	-	-	-	-	4 196	176 882	176 882	207 941
IVY CST.....	-	-	-	-	17 211	588 316	588 797	667 271
CO BRAZ.....	-	-	-	-	5 891	135 355	126 991	157 921
ZAIRE.....	-	-	-	-	14 124	202 619	202 619	282 573
REP SAF.....	-	-	-	-	805	37 948	37 948	45 504
OTH CTY.....	-	-	-	-	45	6 031	6 031	6 710
TOTAL.....	16 514	690 695	699 780	862 998	98 692	4 246 298	4 254 097	5 105 554
6311070	VENEERS, SOFTWOOD, WHETHER OR NOT FACE FINISHED, NOT REINFORCED OR BACKED (MSF)							
CANADA.....	25 819	497 507	548 964	563 842	130 621	2 461 116	2 675 703	2 743 745
MEXICO.....	88	4 446	4 446	4 575	463	16 425	16 425	16 917
W GERM.....	-	-	-	-	39	6 810	6 810	7 317
W SAMOA.....	228	21 023	21 023	26 940	228	21 023	21 023	26 940
IVY CST.....	254	12 064	12 324	12 324	254	12 064	12 324	12 324
OTH CTY.....	-	-	-	-	29	3 323	3 323	3 633
TOTAL.....	26 389	535 040	586 757	607 681	131 634	2 520 761	2 735 608	2 810 876
6312110	PLYWOOD, SOFTWOOD FACE PLY, NO FACE FINISH, OR CLEAR FACE FINISH (MSF)							
CANADA.....	1	288	328	328	137	50 605	48 509	48 509
NICARAG.....	128	11 737	11 737	14 760	448	41 242	41 242	51 661
FINLAND.....	-	-	-	-	80	20 695	20 035	21 340
U KING.....	-	-	-	-	10	6 300	6 300	6 582
NETHLD.....	1 344	27 451	27 451	30 351	1 344	27 451	27 451	30 351
SWITZLD.....	1 205	53 929	53 929	58 319	1 218	77 418	77 418	83 858
CHINA T.....	-	-	-	-	211	26 512	26 512	31 712
OTH CTY.....	-	-	-	-	2	681	681	907
TOTAL.....	2 678	93 405	93 445	103 758	3 450	250 904	248 148	274 920
6312120	PLYWOOD, BIRCH FACE PLY, NO FACE FINISH, OR CLEAR FACE FINISH (MSF)							
CANADA.....	4 768	717 485	733 511	734 163	16 962	2 588 848	2 647 021	2 647 673
FINLAND.....	1 277	395 215	391 870	429 727	5 564	1 663 943	1 650 061	1 805 905
USSR.....	1 902	230 846	230 846	328 671	1 902	230 846	230 846	328 671
KOR REP.....	-	-	-	-	190	9 129	9 129	12 282
JAPAN.....	9 302	1 348 846	1 321 625	1 571 613	62 878	7 298 826	7 161 214	8 888 319
TOTAL.....	17 249	2 692 392	2 677 852	3 064 174	87 496	11 791 592	11 698 271	13 682 850
6312130	PLYWOOD, SEN FACE PLY, NO FACE FINISH, OR CLEAR FACE FINISH (MSF)							
C RICA.....	31	5 673	5 673	6 699	31	5 673	5 673	6 699
MALAYSA.....	-	-	-	-	109	13 069	13 069	17 487
KOR REP.....	198	11 309	11 309	13 233	342	41 549	41 549	46 138
CHINA T.....	-	-	-	-	224	15 120	15 120	18 810
JAPAN.....	5 111	1 031 975	1 018 422	1 264 798	29 842	5 791 981	5 689 403	7 315 098
TOTAL.....	5 340	1 048 957	1 035 404	1 284 730	30 548	5 867 392	5 764 814	7 404 232
6312140	PLYWOOD, PHILIPPINE MAHOGANY OR LAUAN FACE PLY, NO FACE FINISH, OR CLEAR FACE FINISH (MSF)							
FRANCE.....	79	67 606	67 606	74 609	391	325 015	325 015	361 316
MALAYSA.....	6 269	384 250	384 250	515 796	8 355	466 877	466 872	626 351
SINGAPR.....	3	890	856	1 141	5 516	286 793	286 718	392 525
PHIL R.....	17 241	1 062 538	1 021 460	1 388 652	47 256	2 865 792	2 748 477	3 814 390
KOR REP.....	217 789	13 277 743	13 140 679	15 649 162	809 062	42 656 397	41 181 250	50 829 225
CHINA T.....	105 432	5 619 924	5 544 546	6 701 876	355 744	16 533 572	16 462 691	20 497 937
JAPAN.....	-	-	-	-	3 649	273 471	265 365	318 191
OTH CTY.....	-	-	-	-	1	356	356	493
TOTAL.....	346 813	20 412 951	20 159 397	24 331 236	1 229 974	63 408 273	61 736 744	76 840 428
6312150	PLYWOOD, MAHOGANY FACE PLY, NO FACE FINISH, OR CLEAR FACE FINISH (MSF)							
NICARAG.....	189	24 244	24 244	30 487	640	81 814	81 814	100 004
C RICA.....	354	49 569	49 569	58 816	630	93 044	93 044	110 470
BRAZIL.....	167	40 372	40 372	47 346	1 645	193 293	193 293	223 205
NETHLD.....	-	-	-	-	70	25 203	25 203	27 306
FRANCE.....	64	17 322	17 322	19 082	341	89 608	89 608	99 736
SPAIN.....	-	-	-	-	320	86 790	86 790	97 079
SINGAPR.....	-	-	-	-	64	8 391	8 391	10 784
JAPAN.....	-	-	-	-	64	23 680	23 680	34 316

Table 2. Schedule A Commodity by Country of Origin, Customs Value, F.a.s. and C.i.f.—Continued

(For information on coverage, definitions of Customs, f.a.s., and c.i.f. values, see Explanation of Statistics. Shipments valued less than \$251 are shown only under Schedule A commodity number 990.0000 and excluded from all other commodities. OTH CTY represents total for countries averaging under \$1,000 per month based on Customs Value)

Country of origin	Schedule A commodity number, description and unit of quantity							
	Current month				Cumulative, January to date			
	Net quantity	Value (dollars)			Net quantity	Value (dollars)		
Customs		F.a.s.	C.i.f.	Customs		F.a.s.	C.i.f.	
GHANA.....	-	-	-	-	112	46 331	46 331	46 331
OTH CTY.....	5	1 846	1 862	1 958	108	7 066	7 082	8 109
TOTAL.....	779	133 353	133 369	157 689	3 994	655 220	655 236	757 340
6312160	PLYWOOD, WALNUT FACE PLY, NO FACE FINISH, OR CLEAR FACE FINISH						(MSF)	
KOR REP.....	16	3 360	3 360	3 586	146	26 210	26 210	28 702
CHINA T.....	217	36 640	36 640	40 013	397	91 455	91 311	101 679
JAPAN.....	104	21 837	21 837	24 640	559	141 931	141 275	160 664
OTH CTY.....	6	2 771	2 771	3 157	6	2 771	2 771	3 157
TOTAL.....	343	64 608	64 608	71 396	1 108	262 367	261 567	294 402
6312170	PLYWOOD, HARDWOOD FACE PLY, NES, NO FACE FINISH, OR CLEAR FACE FINISH						(MSF)	
CANADA.....	282	49 154	51 444	51 444	2 504	435 089	459 883	459 883
C RICA.....	37	5 560	5 560	6 584	1 331	175 702	175 702	207 492
BRAZIL.....	-	-	-	-	-	92	11 946	11 946
U KING.....	-	-	-	-	-	8	10 493	10 493
NETHLD.....	3	13 873	13 873	15 201	112	66 322	66 091	71 654
FRANCE.....	91	158 901	158 901	162 371	478	812 841	812 841	830 012
ITALY.....	32	2 976	2 976	3 410	213	22 051	21 487	24 969
YUGOSLV.....	-	-	-	-	230	28 060	34 104	40 148
THAILND.....	-	-	-	-	34	22 060	22 060	25 602
MALAYSA.....	720	69 134	55 378	82 015	9 894	677 811	662 404	890 594
SINGAPR.....	189	16 410	16 376	22 074	3 115	178 822	178 445	242 555
KOR REP.....	8 670	544 094	544 095	624 381	30 502	1 743 918	1 742 565	2 029 896
CHINA T.....	6 725	384 468	363 694	435 757	27 002	1 427 648	1 391 478	1 711 323
JAPAN.....	2 094	299 362	296 324	351 490	9 918	1 128 235	1 116 861	1 352 512
OTH CTY.....	-	-	-	-	41	13 416	13 128	16 288
TOTAL.....	18 843	1 543 932	1 508 621	1 754 727	85 474	6 754 614	6 719 488	7 928 070
6312190	PLYWOOD, FACE-FINISHED, EXCEPT CLEAR, AND WOOD-VENEER PANELS, WHETHER OR NOT FACE-FINISHED						(MSF)	
CANADA.....	472	75 265	68 563	68 563	1 162	223 435	217 626	219 421
FINLAND.....	6	5 714	6 102	6 238	11	8 741	9 138	9 554
U KING.....	-	-	-	-	17	24 369	24 362	27 205
IRELAND.....	-	-	-	-	14	8 440	8 440	9 319
W GERM.....	-	-	-	-	18	15 098	15 098	17 576
SWITZLD.....	-	-	-	-	108	17 057	17 057	18 137
INDIA.....	-	-	-	-	15	6 821	6 821	8 599
MALAYSA.....	-	-	-	-	459	23 413	25 413	33 927
PHIL R.....	741	103 348	103 348	141 483	2 470	325 381	327 773	455 116
KOR REP.....	17 553	1 457 975	1 341 302	1 552 510	63 221	4 483 759	4 064 567	4 809 570
CHINA T.....	10 466	727 420	687 887	801 160	21 307	1 412 534	1 373 061	1 620 034
JAPAN.....	7	3 992	3 992	4 270	63	26 705	26 705	31 812
OTH CTY.....	13	2 295	2 501	2 638	17	6 224	6 430	7 129
TOTAL.....	29 258	2 376 009	2 213 695	2 576 862	88 882	6 581 977	6 122 431	7 267 399
6312200	CELLULAR PANELS OF WOOD, WHETHER OR NOT FACE-FINISHED						(MSF)	
CANADA.....	35	10 988	12 086	12 086	35	10 988	12 086	12 086
TOTAL.....	35	10 988	12 086	12 086	35	10 988	12 086	12 086
6314100	DENSIFIED WOOD, RESIN-IMPREGNATED OR NOT, IN BLOCKS, PLATES, ETC., AND SIMILAR FORMS						(LB)	
U KING.....	31 763	45 984	44 013	47 553	70 523	102 742	99 120	108 387
FRANCE.....	68 708	102 398	96 923	100 236	240 453	330 399	314 409	326 136
W GERM.....	-	-	-	-	242 899	132 547	122 547	132 087
SPAIN.....	-	-	-	-	79 463	22 294	22 294	24 838
OTH CTY.....	2 700	3 831	3 831	4 068	6 286	5 218	5 229	5 584
TOTAL.....	103 171	152 213	144 767	151 857	639 624	593 200	563 599	597 034
6314200	WOOD PARTICLE BOARD						(LB)	
CANADA.....	4 109 321	299 482	326 153	327 506	10 966 936	765 943	839 523	840 050
OTH CTY.....	-	-	-	-	38 140	4 554	4 554	5 594
TOTAL.....	4 109 321	299 482	326 153	327 506	11 005 076	770 497	844 077	845 644
6318400	WOOD, EX BAMBOO & RATTAN, CUT TO LENGTH, AND BLOCKS, ROUGH-SHAPED, EXCEPT GUNSTOCKS						(LB)	
CANADA.....	-	110 491	113 915	113 915	-	535 440	543 259	543 259
MEXICO.....	-	670	702	702	-	14 855	15 081	15 629
GUATHAL.....	-	15 064	15 064	16 702	-	62 581	62 581	72 461
HONDURA.....	-	3 760	3 760	6 473	-	53 066	53 066	69 092
W GERM.....	-	-	-	-	-	26 512	26 512	26 962
PHIL R.....	-	-	-	-	-	9 165	9 165	14 265
OTH CTY.....	-	3 308	3 308	3 842	-	11 901	11 926	14 260
TOTAL.....	-	133 293	136 749	141 634	-	713 520	721 590	755 928
6318720	WOOD MOLDINGS, STANDARD, PINE AND OTH SOFTWOODS, NOT DRILLED OR TREATED						(MLF)	
CANADA.....	880	63 762	64 180	64 180	4 667	305 079	306 856	306 926
MEXICO.....	15 672	765 635	766 210	766 210	75 495	3 547 391	3 543 368	3 543 448
BRAZIL.....	499	12 980	12 980	14 834	1 501	120 061	119 861	138 672
SINGAPR.....	-	-	-	-	852	16 753	16 671	21 141
CHINA T.....	-	-	-	-	34	29 743	29 743	35 285
OTH CTY.....	-	-	-	-	467	5 496	5 534	5 623
TOTAL.....	17 051	842 377	843 370	845 224	83 016	4 024 523	4 022 033	4 051 095

Table 2. **Schedule A Commodity by Country of Origin, Customs Value, F.a.s. and C.i.f.—Continued**

(For information on coverage, definitions of Customs, f.a.s., and c.i.f. values, see Explanation of Statistics. Shipments valued less than \$251 are shown only under Schedule A commodity number 990.0000 and excluded from all other commodities. OTH CTY represents total for countries averaging under \$1,000 per month based on Customs Value)

Country of origin	Schedule A commodity number, description and unit of quantity							
	Current month				Cumulative, January to date			
	Net quantity	Value (dollars)			Net quantity	Value (dollars)		
Customs		F.a.s.	C.i.f.	Customs		F.a.s.	C.i.f.	
6318740	HARDWOOD MOLDINGS, STANDARD, NOT DRILLED OR TREATED							(MLF)
CANADA.....	289	18 163	18 195	18 195	1 009	78 223	78 473	78 506
NICARAG.....	-	-	-	-	58	5 987	5 955	6 574
COLOMB.....	1 619	52 651	52 651	65 911	10 474	316 993	315 424	413 352
BRAZIL.....	51	2 938	2 938	3 162	2 543	120 233	120 233	147 971
MALAYSA.....	4 077	241 591	241 570	283 478	32 056	1 435 058	1 435 013	1 691 636
SINGAPR.....	1 451	8 264	8 264	11 436	6 228	169 390	169 390	219 433
PHIL R.....	50	5 983	5 983	7 756	1 533	90 188	87 453	117 329
KOR REP.....	400	10 781	10 781	12 404	1 235	102 124	102 124	118 700
CHINA T.....	528	27 123	27 123	33 994	2 863	186 147	186 147	224 504
AUSTRAL.....	200	11 466	11 466	13 120	480	26 584	26 584	30 135
OTH CTY.....	19	272	272	468	99	1 884	1 884	2 740
TOTAL.....	8 684	379 232	379 243	449 924	58 578	2 532 811	2 528 682	3 050 880
6318760	WOOD MOLDINGS, CARVINGS AND ORNAMENTS FOR DECORATIONS							
CANADA.....	-	118 765	120 210	120 350	-	656 032	663 602	663 742
MEXICO.....	-	9 276	9 276	9 276	-	70 922	72 670	72 723
BRAZIL.....	-	10 125	10 125	11 948	-	37 104	37 104	41 617
SWEDEN.....	-	160 320	161 876	170 490	-	643 174	645 524	680 941
NORWAY.....	-	27 180	27 180	28 759	-	43 489	43 489	46 021
FINLAND.....	-	67 633	67 633	71 279	-	470 239	469 969	493 871
U KING.....	-	23 207	23 205	24 644	-	180 035	180 357	190 818
IRELAND.....	-	6 156	6 156	6 660	-	6 156	6 156	6 660
NETHLD.....	-	-	-	-	-	7 878	7 878	8 618
BELGIUM.....	-	82 265	82 350	88 779	-	415 435	411 719	440 401
FRANCE.....	-	-	-	-	-	43 974	43 974	46 441
W GERM.....	-	50 446	50 446	54 983	-	293 653	294 974	317 373
AUSTRIA.....	-	1 948	1 948	2 059	-	60 384	57 014	59 865
CZECHO.....	-	1 037	1 037	1 383	-	41 802	41 802	49 979
SPAIN.....	-	25 804	25 408	27 276	-	127 328	126 636	139 343
ITALY.....	-	131 913	131 913	141 546	-	666 234	667 167	716 584
MALAYSA.....	-	27 082	27 082	33 984	-	27 082	27 082	33 984
PHIL R.....	-	-	-	-	-	10 827	10 827	13 075
CHINA T.....	-	100 903	100 903	109 246	-	364 967	364 461	397 580
JAPAN.....	-	4 368	4 572	5 232	-	42 564	44 131	48 956
OTH CTY.....	-	3 948	3 948	4 920	-	11 245	11 245	14 559
TOTAL.....	-	852 376	855 268	912 814	-	4 220 524	4 227 781	4 483 151
6318800	WOOD FLOUR, CHIPS EXCEPT WASTE CHIPS, AND EXCELSIOR, INCLUDING PADS AND WRAPPINGS							
CANADA.....	-	658 915	677 609	722 284	-	6 003 319	6 236 045	6 600 045
MEXICO.....	-	-	-	-	-	10 887	10 887	10 887
TOTAL.....	-	658 915	677 609	722 284	-	6 014 206	6 246 932	6 610 932
6321000	WOOD PACKING BOXES, CASES, CRATES AND CONTAINERS							(NO)
CANADA.....	8 577	204 998	207 766	207 766	153 841	927 969	939 272	938 988
MEXICO.....	144	792	795	795	40 753	42 787	43 074	43 082
SWEDEN.....	-	-	-	-	423	14 189	14 189	15 841
NORWAY.....	93	1 581	1 581	1 581	622	9 695	9 695	9 726
U KING.....	3 762	13 364	13 364	15 954	7 380	35 008	35 008	41 687
FRANCE.....	150 123	15 031	15 031	18 883	198 007	34 133	34 133	39 900
W GERM.....	5	482	482	491	2 303	12 842	12 842	15 363
THAILND.....	400	2 500	2 500	3 482	6 273	9 987	9 987	14 241
MALAYSA.....	940	5 779	5 779	6 523	3 544	21 813	21 813	24 862
SINGAPR.....	675	3 835	3 835	4 235	2 512	11 528	11 528	12 788
PHIL R.....	175	4 375	4 375	5 914	1 766	15 917	15 917	19 749
CHINA T.....	-	-	-	-	24 102	5 495	5 615	6 348
JAPAN.....	1 962	1 914	1 914	2 189	148 494	32 938	32 938	36 723
OTH CTY.....	658	4 669	4 669	5 678	5 491	24 220	24 272	28 060
TOTAL.....	167 514	259 320	262 091	273 491	595 511	1 198 519	1 210 283	1 247 358
6323000	WOOD STAVES, CASKS, BARRLS, & TIGHT HEADS OF SOFTWOOD, HOGSHEADS & COOPERS PRODUCTS NES							
CANADA.....	-	31 356	32 191	32 191	-	103 869	106 327	106 327
FRANCE.....	-	81 900	81 900	96 775	-	264 293	264 293	303 376
W GERM.....	-	-	-	-	-	61 076	61 076	78 681
ITALY.....	-	-	-	-	-	65 753	65 753	72 572
CHINA T.....	-	-	-	-	-	5 456	5 456	7 692
JAPAN.....	-	5 686	5 686	7 552	-	5 686	5 686	7 552
OTH CTY.....	-	-	-	-	-	3 708	3 804	4 300
TOTAL.....	-	118 942	119 777	136 518	-	509 841	512 395	580 500
6324020	FLOORING, HARDWOOD, EXCEPT IN STRIPS AND PLANKS							(MSF)
CANADA.....	1	5 363	5 363	5 363	6	9 164	9 197	9 197
BRAZIL.....	-	-	-	-	5	13 173	13 173	15 718
THAILND.....	267	146 520	146 520	167 761	645	365 757	365 721	412 357
MALAYSA.....	9	5 091	5 091	5 603	14	8 389	8 389	9 251
SINGAPR.....	75	48 776	44 065	48 994	301	185 569	180 858	199 448
OTH CTY.....	4	4 780	4 780	5 399	153	14 253	14 253	17 296
TOTAL.....	356	210 530	205 819	233 120	1 124	596 305	591 591	663 267
6324040	WOOD DOORS, WITH OR WITHOUT HARDWARE							(NO)
CANADA.....	1 780	14 389	14 477	14 477	17 873	171 177	174 574	174 574
MEXICO.....	31 278	287 958	294 441	295 516	145 078	1 302 962	1 311 187	1 314 004
HONDURA.....	-	-	-	-	445	9 146	9 146	9 777

Table 2. Schedule A Commodity by Country of Origin,
Customs Value, F.a.s. and C.i.f.—Continued

(For information on coverage, definitions of Customs, f.a.s., and c.i.f. values, see Explanation of Statistics. Shipments valued less than \$251 are shown only under Schedule A commodity number 990.0000 and excluded from all other commodities. OTH CTY represents total for countries averaging under \$1,000 per month based on Customs Value)

Country of origin	Schedule A commodity number, description and unit of quantity							
	Current month				Cumulative, January to date			
	Net quantity	Value (dollars)			Net quantity	Value (dollars)		
Customs		F.a.s.	C.i.f.	Customs		F.a.s.	C.i.f.	
NICARAG.....	-	-	-	-	470	22 794	22 795	23 919
COLOMB.....	767	43 151	43 151	46 346	3 576	197 002	192 772	207 536
BRAZIL.....	300	3 330	3 330	4 863	1 658	31 085	31 085	38 763
U KING.....	25	2 827	2 827	3 424	306	19 243	19 218	21 170
SPAIN.....	-	-	-	-	1 038	10 442	10 442	11 840
PHIL R.....	18	1 104	1 104	1 242	391	37 813	37 813	41 746
KOR REP.....	116	4 747	4 747	5 430	2 793	51 302	51 302	57 067
CHINA T.....	27 870	150 480	151 094	191 821	120 680	673 585	673 206	856 553
JAPAN.....	-	-	-	-	536	28 160	28 160	30 560
OTH CTY.....	5	2 546	2 546	2 770	522	19 423	19 476	22 247
TOTAL.....	62 159	510 532	517 717	565 889	295 366	2 574 134	2 561 176	2 809 756
6327100	WOOD FRAMES, PICTURE AND MIRROR							
CANADA.....	-	18 207	18 318	18 639	-	137 920	138 641	138 746
MEXICO.....	-	941 866	943 094	943 094	-	4 409 159	4 409 591	4 409 872
BRAZIL.....	-	7 840	7 840	8 388	-	9 664	9 664	11 024
FINLAND.....	-	27 761	27 761	29 202	-	100 824	100 824	106 546
U KING.....	-	8 518	8 419	9 441	-	58 821	58 791	66 563
IRELAND.....	-	21 042	21 042	25 774	-	21 042	21 042	25 774
NETHLDs.....	-	-	-	-	-	40 322	40 302	44 408
BELGIUM.....	-	9 546	9 554	10 503	-	75 857	76 123	84 303
FRANCE.....	-	7 466	7 466	8 585	-	17 455	17 461	19 853
W GERM.....	-	2 617	2 652	3 003	-	40 446	40 288	43 091
AUSTRIA.....	-	6 136	6 136	7 203	-	10 579	10 650	12 818
SPAIN.....	-	1 352	1 352	1 527	-	23 920	23 901	27 388
ITALY.....	-	74 082	74 256	84 781	-	517 845	519 332	577 649
INDIA.....	-	-	-	-	-	7 246	7 246	9 415
KOR REP.....	-	-	-	-	-	28 918	28 918	36 914
HG KONG.....	-	3 964	3 964	4 386	-	11 490	11 527	13 987
CHINA T.....	-	187 161	187 223	224 017	-	928 687	929 190	1 109 723
JAPAN.....	-	13 816	13 816	16 462	-	28 749	28 749	33 093
OTH CTY.....	-	4 123	4 123	4 413	-	22 849	22 829	26 071
TOTAL.....	-	1 335 497	1 337 016	1 399 418	-	6 491 793	6 495 089	6 797 238
6327220	WOOD FORKS, SPOONS, HOUSEHOLD UTENSILS AND PARTS NSPF							
CANADA.....	-	4 075	3 943	4 103	-	57 878	57 709	58 523
MEXICO.....	-	4 338	4 346	4 346	-	23 909	23 885	24 244
GUATMAL.....	-	3 342	3 342	5 258	-	7 365	7 365	11 034
HAITI.....	-	9 939	9 916	11 394	-	59 551	58 401	70 137
COLOMB.....	-	-	-	-	-	10 161	10 161	10 878
BRAZIL.....	-	16 813	16 813	18 161	-	41 197	41 197	45 174
SWEDEN.....	-	25 035	24 765	26 571	-	150 615	150 401	160 694
NORWAY.....	-	2 444	2 444	2 690	-	8 412	8 412	8 927
FINLAND.....	-	1 536	1 560	1 704	-	5 028	5 052	5 501
DENMARK.....	-	173 517	174 128	182 731	-	612 190	597 419	630 184
U KING.....	-	26 042	27 385	31 063	-	158 678	159 983	181 488
NETHLDs.....	-	4 143	4 143	4 539	-	9 477	9 484	10 412
BELGIUM.....	-	7 050	7 050	8 292	-	11 112	11 276	14 519
FRANCE.....	-	17 114	17 114	18 501	-	74 820	75 277	80 590
W GERM.....	-	10 432	10 543	11 505	-	114 307	114 665	125 217
E GERM.....	-	28 513	28 513	31 241	-	72 744	72 078	79 124
AUSTRIA.....	-	2 297	2 297	2 657	-	11 212	11 212	12 894
POLAND.....	-	-	-	-	-	25 342	25 342	30 776
SPAIN.....	-	15 776	15 776	18 828	-	148 453	148 516	181 760
PORTUGL.....	-	16 892	17 628	20 193	-	58 598	59 419	67 422
ITALY.....	-	43 884	44 482	50 138	-	309 854	313 281	350 722
YUGOSLV.....	-	47 685	47 685	53 645	-	243 242	243 561	274 763
ROMANIA.....	-	5 284	5 284	7 851	-	29 327	30 129	41 255
INDIA.....	-	22 229	22 230	28 939	-	169 382	170 488	221 904
THAILND.....	-	80 022	80 156	109 728	-	546 053	547 548	741 500
S VETNM.....	-	-	-	-	-	5 417	5 417	5 650
LAOS.....	-	-	-	-	-	11 733	11 733	13 465
MALAYSA.....	-	91 827	91 827	95 262	-	124 814	124 813	129 735
SINGAPR.....	-	-	-	-	-	16 027	16 027	17 983
PHIL R.....	-	155 298	155 393	191 437	-	1 162 181	1 163 480	1 438 313
CHINA M.....	-	3 061	3 922	4 043	-	16 359	18 587	21 764
KOR REP.....	-	3 810	3 810	4 437	-	65 859	65 983	77 393
HG KONG.....	-	50 094	50 488	57 427	-	522 055	524 336	593 339
CHINA T.....	-	674 903	685 062	817 421	-	3 525 661	3 569 178	4 289 275
JAPAN.....	-	115 065	115 839	134 224	-	763 363	785 174	898 588
OTH CTY.....	-	11 925	11 743	13 124	-	39 153	38 990	44 946
TOTAL.....	-	1 674 385	1 689 627	1 971 453	-	9 211 529	9 276 005	10 970 093
6327240	WOODEN CLOTHSPINS, NSPF (GR)							
SWEDEN.....	-	-	-	-	6 000	6 527	6 527	6 600
DENMARK.....	8 000	11 562	11 562	13 162	25 000	37 200	37 200	42 363
NETHLDs.....	13 580	20 426	20 426	21 942	46 920	65 462	65 462	72 420
BELGIUM.....	-	-	-	-	18 334	18 334	18 334	20 611
W GERM.....	45 097	40 992	40 992	46 323	232 716	211 882	209 525	237 913
CZECHO.....	16 000	8 716	8 716	12 800	48 000	30 723	30 723	38 400
POLAND.....	54 905	55 916	54 896	63 925	142 188	129 220	126 542	146 137
CHINA M.....	-	-	-	-	25 675	24 402	25 134	28 595
HG KONG.....	30 813	35 851	35 756	41 539	191 121	178 967	179 135	211 788
CHINA T.....	21 700	15 872	15 989	18 886	111 818	78 830	79 122	93 465
JAPAN.....	-	-	-	-	16 000	7 959	7 959	8 400
OTH CTY.....	-	-	-	-	15 562	10 221	10 221	12 661
TOTAL.....	190 095	189 335	188 337	218 577	879 334	799 727	795 884	919 353

Table 2. Schedule A Commodity by Country of Origin,
Customs Value, F.a.s. and C.i.f.—Continued

(For information on coverage, definitions of Customs, f.a.s., and c.i.f. values, see Explanation of Statistics. Shipments valued less than \$251 are shown only under Schedule A commodity number 990.0000 and excluded from all other commodities. OTH CTY represents total for countries averaging under \$1,000 per month based on Customs Value)

Country of origin	Schedule A commodity number, description and unit of quantity							
	Current month			Cumulative, January to date				
	Net quantity	Value (dollars)			Net quantity	Value (dollars)		
Customs		F.a.s.	C.i.f.	Customs		F.a.s.	C.i.f.	
6327320	WOOD BOXES, CHESTS, CASES FOR JEWELS, NES, NOT LINED W/TEX FAB, INCL CIGAR & CIGARETTE BOX (NO)							
CANADA.....	-	-	-	-	827	8 178	7 425	7 425
MEXICO.....	1 540	1 115	1 197	1 197	7 028	8 260	8 443	8 562
COLOMB.....	-	-	-	-	1 416	18 480	18 480	21 515
BRAZIL.....	-	-	-	-	1 806	7 944	7 944	8 586
SWEDEN.....	200	5 514	5 514	5 764	398	10 519	10 519	11 412
U KING.....	492	5 871	5 748	6 974	2 707	28 246	27 514	33 432
NETHLDs.....	-	-	-	-	1 358	6 469	6 471	6 870
FRANCE.....	1	739	739	788	5 559	11 141	11 143	17 409
W GERM.....	821	6 824	6 825	7 364	3 421	15 186	15 082	16 290
SWITZLD.....	385	6 002	5 913	6 103	6 509	25 119	24 793	26 632
POLAND.....	2 158	2 787	2 787	2 976	44 129	78 501	78 500	83 474
SPAIN.....	173	1 144	1 144	1 353	6 900	11 694	11 679	13 554
ITALY.....	3 429	9 958	10 151	11 686	27 396	57 397	58 202	65 914
INDIA.....	3 308	5 703	5 703	7 335	46 424	52 789	52 789	67 164
CHINA M.....	320	1 659	1 659	1 737	2 139	14 757	14 927	16 181
KOR REP.....	-	-	-	-	1 855	11 558	11 558	15 074
HG KONG.....	25	327	327	352	5 374	13 412	13 412	15 333
CHINA T.....	21 100	21 984	22 084	24 695	45 600	54 612	55 025	63 258
JAPAN.....	2 322	4 131	4 131	5 331	41 164	61 842	62 372	71 405
OTH CTY.....	2 775	11 343	11 459	12 674	30 658	39 812	40 053	48 021
TOTAL.....	39 049	85 101	85 381	96 329	282 668	535 916	536 331	617 511
6327340	WOOD BOXES, CHESTS, CASES FOR JEWELS, ETC, NES LINED WITH TEXTILES (LB)							
BRAZIL.....	9 558	12 239	12 239	13 863	38 975	51 484	51 484	58 948
U KING.....	203	1 333	1 333	1 368	8 090	34 113	34 113	38 944
W GERM.....	54	935	935	953	929	8 371	8 399	8 654
SWITZLD.....	235	4 675	4 668	4 809	2 055	16 777	16 801	17 474
USSR.....	500	1 670	1 670	1 870	1 973	6 018	6 018	6 461
SPAIN.....	169	809	809	847	2 568	8 033	8 033	8 849
ITALY.....	1 572	9 819	9 826	10 688	36 873	191 736	192 766	207 950
INDIA.....	56 844	33 612	33 612	43 269	218 940	143 804	143 816	183 935
LAOS.....	-	-	-	-	10 512	5 225	5 226	5 997
CHINA M.....	4 592	13 613	13 613	15 023	12 327	24 339	24 387	26 554
KOR REP.....	-	-	-	-	9 565	11 166	11 166	13 828
HG KONG.....	2 137	6 452	6 652	7 130	45 339	65 292	65 639	74 564
CHINA T.....	78 159	85 790	86 618	101 997	516 638	530 201	525 815	639 252
JAPAN.....	136 979	307 183	308 446	343 112	692 237	1 443 125	1 447 775	1 650 111
OTH CTY.....	315	1 242	1 242	1 382	10 665	16 922	17 106	19 490
TOTAL.....	291 317	479 372	481 663	546 311	1 607 686	2 556 606	2 558 544	2 961 011
6327360	WOOD CARVINGS, NSPF							
CANADA.....	-	21 204	21 498	21 518	-	33 519	34 027	34 065
MEXICO.....	-	7 797	7 848	8 004	-	29 162	29 409	30 170
HAITI.....	-	10 861	10 844	12 667	-	40 461	40 444	45 493
ECUADOR.....	-	5 340	5 340	6 169	-	7 271	7 264	8 296
SWEDEN.....	-	2 037	2 037	2 157	-	12 855	12 589	13 166
NORWAY.....	-	6 679	6 680	7 346	-	10 628	10 629	11 496
U KING.....	-	4 838	4 838	5 450	-	9 791	9 791	11 071
NETHLDs.....	-	1 231	1 231	1 372	-	9 163	9 163	9 738
W GERM.....	-	1 729	1 729	1 891	-	41 727	41 962	44 481
E GERM.....	-	2 476	2 476	2 839	-	17 058	17 058	18 928
SPAIN.....	-	12 627	12 674	14 131	-	70 942	71 212	81 103
ITALY.....	-	84 371	83 636	89 694	-	357 258	358 050	386 440
YUGOSLV.....	-	-	-	-	-	16 387	16 387	18 460
GREECE.....	-	-	-	-	-	5 348	5 078	5 948
ISRAEL.....	-	-	-	-	-	14 450	14 450	15 716
INDIA.....	-	18 047	18 047	22 993	-	117 806	118 266	148 126
SRI LKA.....	-	-	-	-	-	5 013	5 013	6 149
THAILND.....	-	2 886	2 886	4 942	-	29 953	29 998	46 497
INDNSIA.....	-	1 938	1 938	3 411	-	7 526	7 526	11 368
PHIL R.....	-	34 233	34 798	42 611	-	199 372	195 393	240 683
CHINA M.....	-	-	-	-	-	8 703	8 751	10 075
HG KONG.....	-	8 578	8 596	9 683	-	43 835	43 930	49 096
CHINA T.....	-	38 888	39 144	45 872	-	159 008	159 579	183 313
JAPAN.....	-	12 513	12 609	13 708	-	43 116	44 240	48 550
NEW GUI.....	-	1 369	1 369	1 948	-	5 486	5 486	7 269
MALI.....	-	3 086	1 655	3 770	-	13 636	12 205	18 096
IVY CST.....	-	10 080	9 610	13 896	-	30 864	30 344	41 866
DAHOMY.....	-	12 000	12 000	13 708	-	15 374	15 374	17 931
KENYA.....	-	12 988	12 988	16 360	-	55 443	55 555	73 038
TZANIA.....	-	640	640	785	-	7 370	7 370	9 625
REP SAF.....	-	1 498	1 498	2 072	-	15 698	15 629	18 648
BOTSWAN.....	-	-	-	-	-	7 604	7 604	14 331
OTH CTY.....	-	6 014	6 013	8 148	-	69 338	69 754	84 783
TOTAL.....	-	325 948	324 622	377 145	-	1 511 165	1 509 530	1 764 015
6328120	WOOD, PAINT BRUSH AND ROLLER HANDLES							
CANADA.....	-	34 052	34 748	34 748	-	169 361	172 640	172 640
SWEDEN.....	-	-	-	-	-	20 952	20 952	23 240
FINLAND.....	-	18 178	18 178	19 498	-	189 693	189 693	209 958
W GERM.....	-	9 428	9 428	10 174	-	118 042	115 041	121 739
ITALY.....	-	10 513	10 513	11 471	-	105 979	106 860	120 953
THAILND.....	-	-	-	-	-	13 790	13 790	15 784
SINGAPR.....	-	-	-	-	-	8 387	8 387	9 214
KOR REP.....	-	-	-	-	-	6 236	6 236	7 050

Table 2. Schedule A Commodity by Country of Origin,
Customs Value, F.a.s. and C.i.f.—Continued

(For information on coverage, definitions of Customs, f.a.s., and c.i.f. values, see Explanation of Statistics. Shipments valued less than \$251 are shown only under Schedule A commodity number 990.0000 and excluded from all other commodities. OTH CTY represents total for countries averaging under \$1,000 per month based on Customs Value)

Country of origin	Schedule A commodity number, description and unit of quantity							
	Current month				Cumulative, January to date			
	Net quantity	Value (dollars)			Net quantity	Value (dollars)		
Customs		F.a.s.	C.i.f.	Customs		F.a.s.	C.i.f.	
HG KONG.....	-	-	-	-	-	27 016	27 016	31 609
JAPAN.....	-	10 405	10 405	11 412	-	59 439	59 719	65 146
OTH CTY.....	-	799	799	887	-	9 948	9 948	11 030
TOTAL.....	-	83 375	84 071	88 190	-	728 843	730 282	788 363
6328140	TOOL BODIES, AND HANDLES OF WOOD, INCLUDE IF FOR KNIFE, FORK, BROOM, ETC, COMPRESSED WOOD							
CANADA.....	-	54 741	55 104	55 104	-	218 440	220 114	220 114
MEXICO.....	-	9 114	9 122	9 122	-	63 583	63 959	64 349
COLOMB.....	-	-	-	-	-	10 875	10 875	15 555
BRAZIL.....	-	65 491	65 089	79 430	-	267 290	265 330	324 618
SWEDEN.....	-	-	-	-	-	8 294	8 294	9 346
U KING.....	-	-	-	-	-	11 459	11 460	12 333
W GERM.....	-	14 340	14 340	15 005	-	142 298	142 217	150 548
SPAIN.....	-	18 531	18 463	22 465	-	93 002	92 453	110 754
ITALY.....	-	528	528	757	-	5 748	5 748	6 334
INDIA.....	-	995	995	1 095	-	15 339	15 339	18 300
MALAYSIA.....	-	-	-	-	-	127 632	127 467	155 129
SINGAPR.....	-	4 591	4 591	5 120	-	52 200	51 947	66 284
INDNSIA.....	-	2 821	2 821	4 435	-	35 074	35 074	44 816
PHIL R.....	-	2 500	2 500	2 934	-	26 141	26 141	29 781
KOR REP.....	-	-	-	-	-	26 401	26 374	29 413
CHINA T.....	-	29 723	29 723	31 765	-	153 379	153 555	170 378
JAPAN.....	-	11 068	11 122	11 645	-	79 640	79 694	83 292
NIGERIA.....	-	-	-	-	-	10 470	10 470	16 097
OTH CTY.....	-	6 591	6 591	7 570	-	17 545	17 545	19 884
TOTAL.....	-	221 034	220 989	246 447	-	1 364 810	1 364 056	1 547 325
6328810	SHINGLES AND SHAKES OF RED CEDAR (SQ)							
CANADA.....	189 318	5 335 071	5 620 407	5 629 507	695 114	17 789 026	18 787 857	18 829 165
C RICA.....	-	-	-	-	312	10 431	11 229	11 229
OTH CTY.....	-	-	-	-	234	3 852	4 524	4 524
TOTAL.....	189 318	5 335 071	5 620 407	5 629 507	695 660	17 803 309	18 803 615	18 844 923
6328820	SHINGLES AND SHAKES, WOOD, EXCEPT OF RED CEDAR (SQ)							
CANADA.....	22 206	408 893	420 461	420 461	60 902	1 336 594	1 385 296	1 385 296
OTH CTY.....	162	1 863	1 863	3 498	366	4 209	4 209	8 015
TOTAL.....	22 368	410 756	422 324	423 959	81 268	1 340 803	1 389 505	1 393 311
6328840	DOWEL RODS AND PINS, SOFTWOOD, PLAIN (LFT)							
CANADA.....	30 156	3 741	3 841	3 841	72 375	9 036	9 254	9 254
MEXICO.....	2 394 945	78 657	78 657	78 657	16 851 487	438 245	438 245	438 245
GUATMAL.....	284 173	16 682	16 682	18 787	1 261 325	33 186	33 186	38 755
HONDURA.....	2 675 948	56 403	56 403	63 906	6 560 548	160 876	160 876	181 763
BRAZIL.....	996 233	25 988	25 575	32 696	3 568 886	131 469	105 100	133 375
OTH CTY.....	1 080	481	481	1 101	251 080	1 589	1 589	2 370
TOTAL.....	6 382 535	181 952	181 639	198 988	28 565 701	774 401	748 250	803 762
6328850	DOWEL RODS AND PINS, HARDWOOD, PLAIN (LFT)							
CANADA.....	132 673	14 359	14 701	14 701	2 920 260	59 696	60 649	60 649
SWEDEN.....	-	-	-	-	3 890 125	34 160	34 160	38 425
W GERM.....	1 655 375	5 531	5 531	6 086	1 655 375	5 531	5 531	6 086
MALAYSIA.....	3 273 507	92 910	92 910	113 774	40 788 428	1 168 186	1 164 172	1 413 926
SINGAPR.....	675 082	16 898	19 393	25 463	7 470 133	420 582	418 952	511 584
INDNSIA.....	150 402	1 870	1 870	2 940	15 629 531	645 566	645 369	808 369
PHIL R.....	-	-	-	-	143 000	6 250	6 250	8 729
KOR REP.....	19 500	15 210	15 210	16 560	19 500	15 210	15 210	16 560
HG KONG.....	300 522	9 017	9 017	11 111	581 022	12 481	12 481	15 046
CHINA T.....	-	-	-	-	10 806 262	55 644	55 644	69 432
JAPAN.....	14 960 000	15 390	15 390	17 332	23 210 000	34 830	34 830	38 930
OTH CTY.....	-	-	-	-	18 552	381	381	460
TOTAL.....	21 167 061	171 185	174 022	207 967	107 132 188	2 458 517	2 453 649	2 988 196
6328870	BLINDS, SHUTTERS, SCREENS AND SHADES OF WOOD, WITH OR WITHOUT THEIR HARDWARE							
CANADA.....	-	-	-	-	-	20 630	22 560	22 651
MEXICO.....	-	7 541	7 677	7 795	-	52 341	52 676	52 794
SWEDEN.....	-	-	-	-	-	5 677	5 719	6 556
U KING.....	-	522	522	640	-	5 221	5 150	5 943
FRANCE.....	-	4 806	4 543	4 765	-	13 786	13 482	14 153
SPAIN.....	-	11 746	11 746	12 431	-	175 419	174 709	192 608
ITALY.....	-	818	851	970	-	10 650	10 246	12 173
INDIA.....	-	6 627	6 627	8 574	-	76 809	79 505	107 898
CHINA M.....	-	9 422	9 803	10 873	-	22 415	22 852	25 728
HG KONG.....	-	24 734	24 758	27 627	-	232 005	233 369	258 529
CHINA T.....	-	96 889	96 889	117 864	-	553 766	553 825	652 451
JAPAN.....	-	20 675	20 675	23 151	-	142 299	143 819	161 101
OTH CTY.....	-	282	282	329	-	20 271	20 271	22 930
TOTAL.....	-	184 062	184 373	215 019	-	1 331 289	1 338 183	1 535 515
6328890	ARTICLES OF WOOD NSPF, WOOD FENCE PICKETS PALINGS & RAILS ASSEMBLED, AND WOOD DOWELS ADV							
CANADA.....	-	1 900 846	1 976 778	1 978 266	-	11 631 026	12 572 057	12 657 057
MEXICO.....	-	79 468	80 058	82 965	-	379 656	387 754	393 416
GUATMAL.....	-	6 505	6 505	8 229	-	32 784	32 784	44 157
HONDURA.....	-	9 069	9 069	13 059	-	45 434	45 434	65 428

Table 2. **Schedule A Commodity by Country of Origin, Customs Value, F.a.s. and C.i.f.—Continued**

(For information on coverage, definitions of Customs, f.a.s., and c.i.f. values, see Explanation of Statistics. Shipments valued less than \$251 are shown only under Schedule A commodity number 990.0000 and excluded from all other commodities. OTH CTY represents total for countries averaging under \$1,000 per month based on Customs Value)

Country of origin	Schedule A commodity number, description and unit of quantity							
	Current month				Cumulative, January to date			
	Net quantity	Value (dollars)			Net quantity	Value (dollars)		
Customs		F.a.s.	C.i.f.	Customs		F.a.s.	C.i.f.	
C RICA.....	-	277	277	300	-	13 025	13 025	14 374
HAITI.....	-	3 750	3 750	4 593	-	12 219	12 209	15 894
COLOMB.....	-	15 479	15 479	18 192	-	39 778	39 778	45 957
ECUADOR.....	-	1 241	1 241	1 503	-	11 851	11 847	13 392
BRAZIL.....	-	18 872	18 872	20 412	-	88 469	88 491	104 702
ARGENT.....	-	10 052	10 052	11 776	-	16 725	16 725	19 912
SWEDEN.....	-	23 562	23 561	24 847	-	119 623	119 649	139 581
NORWAY.....	-	4 864	4 864	5 900	-	19 485	17 973	22 363
FINLAND.....	-	11 780	11 046	11 523	-	59 857	58 811	66 940
DENMARK.....	-	7 105	7 122	7 906	-	85 854	85 808	92 273
U KING.....	-	67 605	67 637	80 413	-	412 469	411 590	478 637
NETHLD.....	-	19 732	19 732	21 118	-	93 936	93 954	102 002
BELGIUM.....	-	499	499	534	-	53 392	53 392	62 152
FRANCE.....	-	21 006	20 826	22 168	-	112 415	112 646	123 321
W GERM.....	-	116 757	116 717	131 466	-	432 279	434 496	479 932
E GERM.....	-	12 531	12 529	13 765	-	37 627	37 625	40 153
AUSTRIA.....	-	1 586	1 586	1 920	-	20 136	20 136	22 572
SWITZLD.....	-	2 938	2 938	3 339	-	12 685	12 701	13 481
POLAND.....	-	31 987	31 987	38 791	-	206 452	198 276	247 613
SPAIN.....	-	42 609	42 667	48 548	-	215 760	215 960	249 942
PORTUGL.....	-	1 772	1 772	2 214	-	44 437	44 943	52 637
ITALY.....	-	119 183	119 516	136 549	-	545 666	548 679	624 443
YUGOSLV.....	-	94 955	92 952	108 739	-	492 148	485 114	572 204
ROMANIA.....	-	-	-	-	-	13 895	13 240	14 695
ISRAEL.....	-	2 279	2 279	2 727	-	12 993	12 993	16 814
INDIA.....	-	19 613	19 612	25 162	-	118 753	119 294	150 851
THAILND.....	-	4 411	4 411	5 416	-	25 644	25 680	31 921
MALAYSA.....	-	6 130	6 435	6 805	-	32 402	32 707	37 087
SINGAPR.....	-	4 346	4 346	5 476	-	47 419	47 369	56 601
PHIL R.....	-	51 275	51 478	62 810	-	219 195	219 909	277 413
CHINA M.....	-	4 085	4 074	5 470	-	21 009	21 035	28 424
KOR REP.....	-	124 648	123 469	141 614	-	537 989	534 984	631 094
HG KONG.....	-	41 760	42 305	48 260	-	273 932	275 657	311 248
CHINA T.....	-	511 018	513 202	599 503	-	2 363 026	2 374 684	2 797 088
JAPAN.....	-	256 173	263 927	295 600	-	1 434 852	1 458 760	1 641 533
REP SAF.....	-	-	-	-	-	5 215	5 246	5 587
OTH CTY.....	-	13 100	13 118	15 508	-	67 712	67 800	81 801
TOTAL.....	-	3 664 868	3 748 688	4 013 386	-	20 409 224	21 381 215	22 846 692
6330010	CORK INSULATION, FITTING COVERS, ETC, COMPRESSED IN BOARDS, BLOCKS OR SLABS							
SPAIN.....	-	95 380	96 166	111 085	-	646 679	646 414	750 661
PORTUGL.....	-	73 243	73 243	90 915	-	473 073	473 042	583 077
OTH CTY.....	-	820	820	836	-	820	820	836
TOTAL.....	-	169 443	170 229	202 836	-	1 120 572	1 120 276	1 334 574
6330030	DISKS, WAFERS, WASHERS, AND STOPPERS OF CORK AND TAPERED (LB)							
SPAIN.....	8 113	21 189	21 189	22 577	11 772	27 660	27 660	29 603
PORTUGL.....	14 506	44 504	44 504	46 933	150 175	440 859	440 766	498 885
OTH CTY.....	-	-	-	-	4 686	4 729	4 755	4 759
TOTAL.....	22 619	65 693	65 693	69 510	166 633	473 248	473 181	533 247
6330050	DISKS, WAFERS, WASHERS, AND STOPPERS, NES, OF CORK, EXCEPT TAPERED (LB)							
FRANCE.....	-	-	-	-	22 288	67 136	67 136	72 294
W GERM.....	-	-	-	-	50 794	97 724	97 724	101 854
SPAIN.....	26 668	65 328	65 328	70 403	118 614	276 643	276 643	302 792
PORTUGL.....	71 109	176 458	176 458	191 020	579 256	1 545 736	1 546 021	1 707 039
ITALY.....	736	3 500	3 500	3 742	1 368	6 190	6 190	6 588
OTH CTY.....	34	300	300	404	1 545	3 705	3 750	4 082
TOTAL.....	98 547	245 586	245 586	265 569	773 865	1 997 134	1 997 464	2 194 649
6330080	CORK MANUFACTURES, NSPF							
CANADA.....	-	20 125	20 247	20 247	-	137 111	137 926	137 999
NORWAY.....	-	-	-	-	-	5 335	5 335	5 524
U KING.....	-	6 544	6 544	7 307	-	46 679	45 590	49 396
SPAIN.....	-	13 695	13 738	15 231	-	138 527	138 483	149 552
PORTUGL.....	-	115 756	116 778	137 972	-	280 340	280 444	312 849
ITALY.....	-	15 932	15 932	21 845	-	24 219	24 257	33 986
CHINA M.....	-	-	-	-	-	11 786	11 809	13 037
OTH CTY.....	-	798	798	854	-	13 236	13 174	14 356
TOTAL.....	-	172 850	174 037	203 456	-	657 233	657 018	716 699
6411000	PAPER, STANDARD NEWSPRINT (STN)							
CANADA.....	535 964	129 786 530	131 027 290	133 087 898	2 852 192	681 326 402	689 738 352	701 894 626
FINLAND.....	-	-	-	-	32 277	6 556 419	6 563 372	8 246 656
TOTAL.....	535 964	129 786 530	131 027 290	133 087 898	2 884 469	687 882 821	696 301 724	710 141 282
6412120	PAPER, UNCOATED, BASIC, TO BE SENSITIZED FOR PHOTOGRAPHY, NOT CUT TO SIZE (LB)							
W GERM.....	-	-	-	-	10 410	7 636	7 636	7 993
TOTAL.....	-	-	-	-	10 410	7 636	7 636	7 993
6412130	PAPER, UNCOATED, NOT IMPREGNATED ETC, GROUNDWOOD PRINTING (LB)							
CANADA.....	12 293 167	1 837 382	1 807 954	1 808 027	52 554 354	7 749 911	7 616 295	7 619 246
FINLAND.....	-	-	-	-	2 635 051	450 028	450 028	518 062
SWITZLD.....	-	-	-	-	24 475	23 694	23 694	26 396

Table 2. Schedule A Commodity by Country of Origin,
Customs Value, F.a.s. and C.i.f.—Continued

(For information on coverage, definitions of Customs, f.a.s., and c.i.f. values, see Explanation of Statistics. Shipments valued less than \$251 are shown only under Schedule A commodity number 990.0000 and excluded from all other commodities. OTH CTY represents total for countries averaging under \$1,000 per month based on Customs Value)

Country of origin	Schedule A commodity number, description and unit of quantity							
	Current month				Cumulative, January to date			
	Net quantity	Value (dollars)			Net quantity	Value (dollars)		
Customs		F.a.s.	C.i.f.	Customs		F.a.s.	C.i.f.	
OTH CTY.....	-	-	-	-	763	1 265	1 265	1 419
TOTAL.....	12 293 167	1 837 382	1 807 954	1 808 027	55 214 643	8 224 898	8 091 282	8 165 123
6412150	PAPER, UNCOATED, NOT IMPREGNATED ETC, BOOK (LB)							
CANADA.....	13 720 611	2 043 374	2 016 704	2 026 241	75 885 307	11 080 083	10 997 248	11 031 992
FINLAND.....	8 835 532	1 534 083	1 534 085	1 830 987	11 565 071	1 958 233	1 958 235	2 329 358
U KING.....	-	-	-	-	52 755	51 356	51 356	55 339
OTH CTY.....	2 304	2 202	2 228	2 363	20 481	10 807	10 869	14 201
TOTAL.....	22 558 447	3 579 659	3 553 017	3 859 591	87 523 614	13 100 479	13 017 708	13 430 890
6412170	PAPER, UNCOATED, NOT IMPREGNATED ETC, PRINTING AND WRITING, NES (LB)							
CANADA.....	441 234	87 122	89 417	89 417	1 362 842	318 064	323 276	323 276
FRANCE.....	7 483	5 624	5 643	5 975	14 516	10 203	10 266	10 895
OTH CTY.....	6 589	4 116	4 116	4 664	10 883	10 423	10 423	11 290
TOTAL.....	455 306	96 862	99 176	100 056	1 388 241	338 690	343 965	345 461
6412210	PAPER, PRINTING AND WRITING, IMPREGNATED COATED, SURFACE-COLORED, EMBOSSED, LINED, ETC (LB)							
CANADA.....	382 591	164 761	164 114	164 114	4 101 754	1 171 085	1 181 163	1 181 227
SWEDEN.....	199 209	48 102	48 102	54 472	880 005	211 217	211 217	243 734
FINLAND.....	-	-	-	-	1 719 109	354 776	370 945	419 195
U KING.....	140	430	440	440	4 074	5 423	5 433	5 837
NETHLDs.....	-	-	-	-	29 340	15 865	15 865	16 986
FRANCE.....	126	443	443	449	99 275	24 414	24 414	28 370
JAPAN.....	-	-	-	-	6 652	12 013	12 013	13 358
OTH CTY.....	970	1 666	1 666	2 047	3 976	5 870	5 919	6 929
TOTAL.....	583 036	215 402	214 765	221 522	6 844 185	1 800 663	1 826 969	1 915 636
6413020	PAPER, WRAPPING, UNBLEACHED SULPHATE, OVER 18 POUNDS PER REAM (LB)							
CANADA.....	3 431 374	412 240	397 178	397 178	25 349 367	3 482 111	3 313 531	3 313 531
SWEDEN.....	-	-	-	-	1 566 199	448 133	448 133	491 471
FINLAND.....	-	-	-	-	4 983 946	1 259 123	1 259 123	1 395 887
TOTAL.....	3 431 374	412 240	397 178	397 178	31 899 512	5 189 367	5 020 787	5 200 889
6413060	PAPER, WRAPPING, BLEACHED OR SEMIBLEACHED SULPHATE, OVER 18 POUNDS PER REAM (LB)							
CANADA.....	2 332 914	622 112	633 748	633 748	9 605 051	2 385 175	2 466 080	2 466 080
SWEDEN.....	273 825	69 942	66 687	76 950	1 239 889	334 543	326 246	365 472
TOTAL.....	2 606 739	692 054	700 435	710 698	10 844 940	2 719 718	2 792 326	2 831 552
6413080	BOARDS, TEST OR CONTAINER, BURSTING STRENGTH OVER 60 LBS (LB)							
OTH CTY.....	-	-	-	-	25 205	4 705	5 077	5 397
TOTAL.....	-	-	-	-	25 205	4 705	5 077	5 397
6414000	PAPER, CIGARETTE, NOT CUT TO SIZE OR SHAPE (LB)							
FRANCE.....	40 309	72 548	72 548	75 319	155 446	252 335	252 368	262 082
W GERM.....	-	-	-	-	1 905	9 998	9 998	10 875
SPAIN.....	28 320	33 831	33 831	38 146	41 874	49 233	49 233	56 973
TOTAL.....	68 629	106 379	106 379	113 465	199 225	311 566	311 599	329 930
6415030	BOARD, STRAW, PRESS, STEREOTYPE-MATRIX, BEER MAT, LEATHER, AND PAPERBOARD NSPF							
CANADA.....	-	197 807	210 047	210 047	-	1 345 307	1 391 254	1 420 878
SWEDEN.....	-	55 537	55 587	60 934	-	159 410	159 410	178 510
U KING.....	-	72 926	72 926	79 986	-	642 686	642 686	699 543
NETHLDs.....	-	-	-	-	-	6 459	6 459	7 054
FRANCE.....	-	13 345	13 345	14 132	-	73 514	73 514	81 410
W GERM.....	-	-	-	-	-	26 293	26 293	27 943
SWITZLD.....	-	96 707	85 838	113 831	-	1 022 782	952 809	1 162 578
SWAZLND.....	-	-	-	-	-	10 599	10 599	12 124
OTH CTY.....	-	2 775	2 775	3 601	-	3 069	3 069	4 771
TOTAL.....	-	439 097	440 518	482 531	-	3 290 119	3 266 143	3 595 611
6415050	PAPER, CARBONIZING (LB)							
CANADA.....	-	-	-	-	86 522	29 210	28 907	28 907
SWEDEN.....	83 839	26 252	26 252	28 883	1 964 656	757 763	751 950	820 371
NORWAY.....	-	-	-	-	471 143	194 375	194 375	209 821
FINLAND.....	-	-	-	-	315 813	102 785	102 785	111 279
U KING.....	-	-	-	-	249 561	222 320	193 412	201 422
W GERM.....	-	-	-	-	28 951	10 837	10 837	11 942
ITALY.....	-	-	-	-	79 167	34 660	34 660	38 388
JAPAN.....	-	-	-	-	647 887	288 838	288 838	334 179
TOTAL.....	83 839	26 252	26 252	28 883	3 843 700	1 640 788	1 605 764	1 756 309
6415070	PAPER, NSPF, NOT IMPREG, UNCOATED, NOT RULED, LINED, PRINTED, EMBOSSED OR DECORATED (LB)							
CANADA.....	439 071	70 820	73 169	73 169	2 203 069	397 860	412 103	412 135
COLOMB.....	-	-	-	-	15 498	11 475	11 475	14 541
SWEDEN.....	-	-	-	-	57 428	21 770	21 770	24 065
NORWAY.....	32 415	11 296	11 296	12 943	458 150	186 338	186 338	205 160
FINLAND.....	32 486	9 204	9 204	10 266	1 305 319	342 972	344 918	383 180
U KING.....	1 141	2 097	1 708	2 206	51 997	73 981	56 420	61 345
NETHLDs.....	96 048	38 597	38 597	43 342	518 846	221 577	220 911	247 243
BELGIUM.....	1 548	708	708	850	21 148	43 717	43 733	47 592

Table 2. Schedule A Commodity by Country of Origin,
Customs Value, F.a.s. and C.i.f.—Continued

(For information on coverage, definitions of Customs, f.a.s., and c.i.f. values, see Explanation of Statistics. Shipments valued less than \$251 are shown only under Schedule A commodity number 990.0000 and excluded from all other commodities. OTH CTY represents total for countries averaging under \$1,000 per month based on Customs Value)

Country of origin	Schedule A commodity number, description and unit of quantity							
	Current month				Cumulative, January to date			
	Net quantity	Value (dollars)			Net quantity	Value (dollars)		
Customs		F.a.s.	C.i.f.	Customs		F.a.s.	C.i.f.	
FRANCE.....	3 762	6 563	6 602	6 806	96 718	32 808	32 900	37 714
W GERM.....	8 248	12 924	12 924	14 037	113 332	88 424	88 304	99 772
AUSTRIA.....	-	-	-	-	56 939	46 419	46 419	51 002
SWITZLD.....	2 724	5 072	5 072	6 271	15 581	29 758	29 758	32 628
CHINA T.....	-	-	-	-	49 171	24 583	24 583	27 922
JAPAN.....	1 253	3 474	3 474	3 866	44 914	56 140	56 140	60 734
AUSTRAL.....	622	286	286	427	3 999	5 735	5 735	6 325
OTH CTY.....	-	-	-	-	10 956	4 592	4 592	5 178
TOTAL.....	619 318	161 041	163 040	174 183	5 023 065	1 588 149	1 586 099	1 716 536
6416020	HARDBOARD, WHETHER OR NOT FACE FINISHED (STN)							
CANADA.....	1 809	251 289	265 735	268 249	7 165	1 024 279	1 056 274	1 102 229
MEXICO.....	44	6 209	6 209	6 209	650	82 955	78 006	78 006
COLOMB.....	-	-	-	-	76	18 040	18 040	19 573
BRAZIL.....	3 089	442 551	442 551	592 177	10 127	1 419 916	1 418 943	1 906 563
ARGENT.....	117	36 453	36 453	50 715	893	113 462	113 462	166 359
SWEDEN.....	628	85 311	93 509	128 679	1 888	279 512	284 892	389 367
FINLAND.....	191	21 928	21 928	29 440	854	118 986	118 784	162 449
POLAND.....	64	6 539	5 439	8 687	503	75 245	74 145	107 331
PORTUGL.....	474	43 268	43 268	74 593	1 161	103 875	103 875	180 019
PHIL R.....	50	1 814	1 814	1 814	211	18 867	18 867	28 940
KOR REP.....	60	6 998	6 998	9 066	141	19 294	19 294	24 347
JAPAN.....	98	8 827	8 827	15 606	98	8 827	8 827	15 606
AUSTRAL.....	334	33 948	33 948	53 357	1 032	88 487	88 487	151 755
OTH CTY.....	-	-	-	-	5	435	435	504
TOTAL.....	6 958	945 135	966 679	1 238 592	24 804	3 372 180	3 402 331	4 333 048
6416040	BUILDING BOARDS, WHETHER OR NOT FACE FINISHED, NSPF (LB)							
CANADA.....	2 223 523	166 328	179 259	182 204	8 696 814	612 075	666 411	669 356
U KING.....	6 536	4 739	4 721	4 985	13 803	18 823	18 805	21 566
OTH CTY.....	-	-	-	-	5 664	3 780	3 830	4 367
TOTAL.....	2 230 059	171 067	183 980	187 189	8 716 281	634 678	689 046	695 291
6416060	ROLL, PULPBOARD, FOR BUILDING BOARDS, LAMINATED OR NOT (LB)							
CANADA.....	174 905	29 869	31 967	31 967	3 415 413	458 869	489 070	492 070
U KING.....	-	-	-	-	34 252	23 863	23 863	26 088
OTH CTY.....	-	-	-	-	1 909	1 122	1 122	1 641
TOTAL.....	174 905	29 869	31 967	31 967	3 451 574	483 854	514 055	519 799
6417000	PAPER, HANDMADE, EXCEPT IMPREGNATED, COATED, LINED, PRINTED, DECORATED, ETC (LB)							
SWEDEN.....	-	-	-	-	71 830	39 028	37 861	41 312
U KING.....	102 114	101 942	111 942	116 994	160 165	163 707	173 707	181 844
NETHLDs.....	-	-	-	-	82 086	68 286	68 286	71 907
BELGIUM.....	-	-	-	-	45 325	49 406	50 285	52 756
FRANCE.....	71 500	93 564	96 890	100 573	389 230	452 663	466 508	484 601
W GERM.....	1 812	1 063	1 063	1 154	11 868	14 791	14 791	15 603
ITALY.....	-	-	-	-	25 357	24 536	24 536	26 689
JAPAN.....	1 653	8 181	8 181	8 473	15 832	49 477	48 892	52 110
TOTAL.....	177 079	204 750	218 076	227 194	801 693	861 894	884 866	926 822
6419100	PAPER, VEGETABLE PARCHMENT, GREASEPROOF, AND IMITATION PARCHMENT, INCLUDING GLASSINE (LB)							
CANADA.....	70 190	22 581	20 598	20 598	116 141	70 943	59 226	69 298
MEXICO.....	-	-	-	-	2 569	6 305	6 305	6 381
SWEDEN.....	171 882	58 277	56 633	63 125	894 058	369 177	361 997	401 124
NORWAY.....	-	-	-	-	21 056	10 220	10 220	11 484
FINLAND.....	-	-	-	-	100 499	34 329	34 329	37 254
U KING.....	-	-	-	-	64 997	53 731	54 683	67 792
FRANCE.....	9 142	9 502	9 502	10 737	41 117	36 944	36 937	42 159
W GERM.....	221	274	274	486	11 509	12 614	12 614	13 720
SWITZLD.....	-	-	-	-	18 903	30 853	31 425	33 067
OTH CTY.....	-	-	-	-	463	349	349	383
TOTAL.....	251 435	90 634	87 007	94 946	1 271 312	625 465	608 085	682 662
6419700	WALL PAPER (LB)							
CANADA.....	338 821	459 174	475 790	474 330	1 682 840	2 251 634	2 342 513	2 336 163
SWEDEN.....	14 523	46 378	46 378	48 276	66 252	151 606	151 606	160 011
U KING.....	154 400	188 335	188 335	198 707	1 473 481	1 797 736	1 798 094	1 900 934
NETHLDs.....	35 634	41 112	41 112	43 842	53 227	54 027	54 027	57 933
BELGIUM.....	62	345	345	397	68 623	91 035	90 671	96 488
FRANCE.....	85 641	96 635	96 635	103 266	512 085	639 065	639 125	677 407
W GERM.....	55 177	100 912	100 912	107 368	316 214	501 612	501 612	536 418
SPAIN.....	7 533	10 508	10 508	12 892	90 899	141 911	141 911	152 376
PORTUGL.....	110	600	600	627	26 611	21 411	21 411	23 502
PHIL R.....	-	-	-	-	5 668	9 409	9 409	9 952
KOR REP.....	34 172	96 286	96 349	104 014	274 024	761 990	762 064	826 082
HG KONG.....	414	13 703	13 703	14 589	2 789	87 021	87 032	92 745
JAPAN.....	86 908	208 400	209 716	228 120	443 474	1 050 516	1 057 011	1 152 787
OTH CTY.....	-	-	-	-	1 379	6 060	6 060	6 406
TOTAL.....	813 395	1 262 388	1 280 383	1 336 428	5 017 566	7 565 033	7 662 546	8 029 204
6419820	PAPER, BARYTA COATED, NOT CUT TO SIZE AND SHAPE (LB)							
U KING.....	32 415	37 143	27 555	29 569	349 407	350 756	247 449	271 881
TOTAL.....	32 415	37 143	27 555	29 569	349 407	350 756	247 449	271 881

Table 2. Schedule A Commodity by Country of Origin,
Customs Value, F.a.s. and C.i.f.—Continued

(For information on coverage, definitions of Customs, f.a.s., and c.i.f. values, see Explanation of Statistics. Shipments valued less than \$251 are shown only under Schedule A commodity number 990.0000 and excluded from all other commodities. OTH CTY represents total for countries averaging under \$1,000 per month based on Customs Value)

Country of origin	Schedule A commodity number, description and unit of quantity							
	Current month				Cumulative, January to date			
	Net quantity	Value (dollars)			Net quantity	Value (dollars)		
Customs		F.a.s.	C.i.f.	Customs		F.a.s.	C.i.f.	
6419840	PAPER, BASIC, COATED, TO BE SENSITIZED FOR USE IN PHOTOGRAPHY, EXCEPT BARYTA COATED							(LB)
U KING.....	33 302	35 824	25 479	28 036	40 744	43 332	32 878	38 768
W GERM.....	41 008	39 142	39 142	41 853	271 678	288 317	288 333	299 289
OTH CTY.....	-	-	-	-	1 875	855	870	870
TOTAL.....	74 310	74 966	64 621	69 889	314 297	332 504	322 081	338 927
6419860	PAPER, AND PAPERBRD, IN ROLLS OR SHEETS, NES, INC COMPOSITE, CORRUGATD, RULD, OR SGDR ETC							(LB)
CANADA.....	11 527 895	1 133 241	1 187 864	1 188 965	46 699 524	4 774 598	4 997 052	5 112 379
MEXICO.....	247 797	17 422	17 422	17 422	1 230 464	85 860	86 680	86 680
COLOMB.....	-	-	-	-	24 241	14 843	14 843	15 677
VENEZ.....	-	-	-	-	1 146 598	317 097	317 107	340 843
SWEDEN.....	142 018	108 873	108 948	112 570	311 735	208 034	207 796	222 973
NORWAY.....	11 374	7 266	7 266	7 835	41 893	23 729	23 040	25 028
FINLAND.....	-	-	-	-	140 453	46 751	46 817	53 278
DENMARK.....	-	-	-	-	42 356	21 642	21 642	26 093
U KING.....	167 751	140 618	141 021	153 970	1 034 863	1 003 391	928 598	996 565
NETHLDs.....	18 675	76 134	76 134	81 971	61 959	190 535	191 050	205 884
BELGIUM.....	2 197	2 426	2 426	2 652	6 824	7 458	7 458	8 312
FRANCE.....	888 479	332 551	347 839	393 638	3 602 009	1 324 108	1 371 711	1 553 432
W GERM.....	87 299	73 148	73 148	80 225	313 486	236 999	236 363	261 250
SWITZLD.....	3 275	3 880	3 880	4 217	53 059	43 047	43 047	46 775
SPAIN.....	-	-	-	-	30 777	18 709	18 709	22 056
ITALY.....	-	-	-	-	23 743	25 766	25 766	28 248
JAPAN.....	57 060	92 266	92 266	101 198	334 915	521 234	522 890	577 986
OTH CTY.....	2 009	1 493	1 514	1 836	7 359	7 657	7 678	8 517
TOTAL.....	13 155 829	1 989 318	2 059 728	2 146 499	55 106 258	8 871 458	9 068 247	9 591 976
6421030	BOXES, PAPER, PAPERBOARD, AND PAPIER MACHE, COVERED OR LINED WITH SPECIFIED MATERIALS							(LB)
CANADA.....	42 430	36 692	36 727	36 727	129 799	74 894	75 658	75 668
FRANCE.....	6 158	39 065	38 939	40 608	52 159	195 060	193 659	203 510
W GERM.....	573	2 269	2 269	2 400	4 625	13 881	13 881	15 301
SPAIN.....	2 438	5 594	5 594	5 917	4 188	8 263	8 263	8 730
JAPAN.....	1 383	3 807	3 997	4 470	15 733	38 012	38 473	45 434
OTH CTY.....	3 510	3 215	3 215	4 644	7 597	11 479	11 501	14 361
TOTAL.....	56 492	90 642	90 741	94 766	214 101	341 589	341 435	363 032
6421050	BOXES, OF PAPER, PAPERBOARD, OR PAPIER MACHE, NES							
CANADA.....	-	196 579	200 624	201 312	-	1 159 551	1 183 371	1 183 594
MEXICO.....	-	480	480	480	-	13 046	13 190	13 457
COLOMB.....	-	-	-	-	-	10 309	10 309	12 505
SWEDEN.....	-	4 107	4 009	4 156	-	17 005	16 856	19 395
DENMARK.....	-	8 517	8 517	11 531	-	16 409	16 229	21 995
U KING.....	-	17 513	17 513	19 954	-	121 598	121 565	142 628
NETHLDs.....	-	13 025	13 025	19 694	-	44 424	44 768	56 875
FRANCE.....	-	9 429	9 432	10 084	-	59 510	59 433	65 492
W GERM.....	-	8 929	9 002	10 642	-	97 306	82 693	98 189
AUSTRIA.....	-	276	276	309	-	13 303	13 303	14 240
SWITZLD.....	-	1 405	1 105	1 458	-	6 218	5 918	6 475
USSR.....	-	4 532	4 532	4 635	-	21 557	21 557	22 219
SPAIN.....	-	1 810	1 810	1 998	-	22 394	22 372	27 020
PORTUGL.....	-	625	626	885	-	10 004	10 005	13 107
ITALY.....	-	8 436	8 448	10 173	-	18 244	18 256	26 696
INDIA.....	-	9 751	9 751	11 504	-	44 231	44 342	50 681
MACAO.....	-	1 814	1 814	2 230	-	5 096	5 096	6 095
KOR REP.....	-	300	300	322	-	8 550	8 550	9 881
HG KONG.....	-	21 930	21 839	26 247	-	76 880	76 550	91 984
CHINA T.....	-	6 161	6 145	7 662	-	36 872	36 871	53 459
JAPAN.....	-	84 824	84 504	112 711	-	421 400	421 709	540 729
OTH CTY.....	-	5 808	5 808	6 103	-	14 760	14 674	21 350
TOTAL.....	-	406 251	409 560	464 090	-	2 238 667	2 247 617	2 498 066
6422000	ENVELOPES, WRITING BLOCKS, LETTER PADS AND SIMILAR CORRESPONDENCE STATIONRY EX POSTCARD							
CANADA.....	-	63 067	64 818	64 922	-	137 509	141 725	142 121
MEXICO.....	-	13 443	13 985	13 985	-	38 057	38 600	38 636
COLOMB.....	-	-	-	-	-	11 725	11 725	12 884
SWEDEN.....	-	10 808	10 879	12 015	-	66 658	66 729	72 943
U KING.....	-	334	334	571	-	10 350	10 350	11 073
FRANCE.....	-	1 610	1 610	1 733	-	14 395	14 794	16 470
W GERM.....	-	10 888	10 868	11 391	-	16 987	16 886	18 751
SPAIN.....	-	-	-	-	-	5 186	5 186	5 936
ITALY.....	-	-	-	-	-	5 203	5 204	5 674
JAPAN.....	-	6 002	5 678	6 414	-	16 824	16 500	18 291
OTH CTY.....	-	4 903	4 903	5 811	-	15 291	15 303	18 035
TOTAL.....	-	111 055	113 075	116 842	-	338 185	343 002	360 814
6423000	BOOK, EXERCSE, REGISTERS, ALBUM, DIARIES, MEMO BLOCKS AND STATIONRY OF PAPER AND PAPERBRD							(NO)
CANADA.....	58 818	60 413	60 174	60 228	107 969	111 301	111 277	112 443
DOM REP.....	16 128	6 048	6 048	6 260	16 128	6 048	6 048	6 260
ARGENT.....	-	-	-	-	358 920	24 895	24 895	27 923
SWEDEN.....	375	5 488	5 488	5 828	752	6 668	6 668	7 295
U KING.....	13 174	30 152	30 130	31 599	482 155	141 235	141 647	153 619
NETHLDs.....	-	-	-	-	1 620	6 733	6 733	7 260
FRANCE.....	-	-	-	-	9 661	19 404	19 471	20 307
W GERM.....	4 726	14 438	14 440	14 905	37 137	66 561	66 286	70 254

Table 2. Schedule A Commodity by Country of Origin,
Customs Value, F.a.s. and C.i.f.—Continued

(For information on coverage, definitions of Customs, f.a.s., and c.i.f. values, see Explanation of Statistics. Shipments valued less than \$251 are shown only under Schedule A commodity number 990.0000 and excluded from all other commodities. OTH CTY represents total for countries averaging under \$1,000 per month based on Customs Value)

Country of origin	Schedule A commodity number, description and unit of quantity							
	Current month				Cumulative, January to date			
	Net quantity	Value (dollars)			Net quantity	Value (dollars)		
Customs		F.a.s.	C.i.f.	Customs		F.a.s.	C.i.f.	
ITALY.....	380	1 261	1 261	1 305	7 829	30 617	30 757	34 375
CHINA M.....	-	-	-	-	94 080	17 920	17 920	19 777
KOR REP.....	1 401 468	494 833	504 826	591 600	5 823 468	2 281 084	2 310 017	2 711 858
HG KONG.....	185 972	30 963	31 025	33 459	2 055 993	400 826	404 132	442 975
CHINA T.....	287 976	34 186	34 356	40 321	1 980 016	223 463	225 869	253 921
JAPAN.....	971 932	305 136	308 632	355 413	4 249 500	1 574 218	1 613 420	1 835 749
AUSTRAL.....	6 000	6 276	6 276	6 690	6 000	6 276	6 276	6 690
OTH CTY.....	2 474	1 468	1 468	1 795	15 459	15 330	15 763	17 985
TOTAL.....	2 949 423	990 662	1 004 124	1 149 403	15 246 687	4 932 579	5 007 179	5 728 691
6429100	PAPER, CIGARETTE, CUT TO SIZE, BOOKS AND BOOKCOVERS							(LB)
CANADA.....	3 281	9 858	9 928	9 928	8 051	23 616	23 860	23 860
U KING.....	-	-	-	-	1 981	6 776	6 776	7 141
NETHLDs.....	5 656	11 371	11 371	12 294	17 667	34 893	34 893	38 365
BELGIUM.....	1 877	5 478	5 478	5 708	6 236	17 906	17 906	18 898
FRANCE.....	148 403	168 483	141 805	158 393	1 561 154	1 348 532	1 325 494	1 456 005
SPAIN.....	104 657	238 852	238 852	262 719	367 501	824 032	824 299	912 331
ITALY.....	2 897	6 182	6 182	7 276	35 462	63 908	63 908	77 464
PHIL P.....	-	-	-	-	133 216	173 004	163 299	175 403
OTH CTY.....	944	684	684	832	944	684	684	832
TOTAL.....	267 715	440 908	414 300	457 150	2 132 212	2 493 351	2 461 119	2 710 299
6429400	TUBES, PAPER, PARALLEL OR TAPERED, FOR HOLDING THREAD OR YARN							(LB)
CANADA.....	3 007	3 746	3 746	3 746	34 326	45 109	45 126	48 353
U KING.....	1 398	7 577	7 577	8 240	36 630	91 553	91 335	99 098
W GERM.....	9 239	13 960	13 960	14 554	57 379	101 444	101 444	106 185
SWITZLD.....	4 380	23 928	23 928	25 014	13 507	56 774	56 774	59 242
ITALY.....	5 128	8 426	8 427	9 276	68 780	104 221	104 222	114 009
OTH CTY.....	-	-	-	-	188	357	357	646
TOTAL.....	23 152	57 637	57 638	60 830	210 810	399 458	399 258	427 533
6429520	PAPER, UNSENSITIZED BASIC, EXCEPT BARYTA COATED, FOR PHOTOGRAPHY, CUT TO SIZE							(LB)
BELGIUM.....	41 724	158 683	141 414	145 441	258 355	740 789	733 583	751 694
JAPAN.....	5 782	40 598	40 598	42 332	6 829	42 514	42 514	44 639
OTH CTY.....	-	-	-	-	25	571	572	579
TOTAL.....	47 506	199 281	182 012	187 773	265 209	783 874	776 669	796 912
6429540	PAPER, FILTERING, CUT TO SIZE OR SHAPE							(LB)
CANADA.....	45 560	38 932	40 035	40 035	129 782	113 782	117 701	117 701
MEXICO.....	-	-	-	-	248	6 257	6 257	6 474
COLOMB.....	-	-	-	-	9 259	6 165	6 165	7 565
U KING.....	26 669	68 552	45 126	47 571	119 914	367 093	220 864	234 024
FRANCE.....	620	910	910	1 092	6 682	6 245	6 245	7 117
W GERM.....	52 230	25 873	25 873	30 997	578 166	236 068	235 842	296 824
OTH CTY.....	-	-	-	-	534	2 097	2 097	2 418
TOTAL.....	125 079	134 267	111 944	119 695	844 585	737 707	595 171	672 123
6429560	PAPER, BASIC, SENSITIZED FOR PHOTOGRAPHY, PAPER AND PAPERBOARD, CUT TO SIZE AND SHAPE							(LB)
CANADA.....	395 958	162 765	165 276	165 573	1 997 913	853 723	865 741	867 199
MEXICO.....	2 154	6 191	6 191	6 191	7 917	28 811	28 811	28 811
COLOMB.....	420	269	269	357	6 998	8 332	8 332	8 945
SWEDEN.....	5 359	8 252	8 252	8 520	63 005	45 622	45 244	49 327
NORWAY.....	408	2 368	2 368	2 618	1 916	7 340	7 336	8 015
FINLAND.....	57 264	18 852	18 852	21 881	496 189	231 715	231 715	255 220
DENMARK.....	-	-	-	-	30 064	38 414	38 285	42 173
U KING.....	89 824	55 880	56 176	64 024	312 635	196 570	196 889	223 791
NETHLDs.....	9 387	2 487	2 487	2 776	24 698	10 254	10 254	11 296
FRANCE.....	1 691	4 550	4 686	5 127	21 418	71 576	72 130	79 292
W GERM.....	20 810	40 245	39 442	44 162	105 884	177 550	167 530	191 611
SWITZLD.....	32	2 692	2 692	2 764	11 254	27 399	26 284	30 818
ITALY.....	94	300	300	368	3 048	34 661	34 661	36 013
KOR REP.....	1 712	2 400	2 400	2 637	3 797	5 250	5 250	5 780
HG KONG.....	6 393	3 116	3 261	3 728	9 342	5 901	6 124	7 100
CHINA T.....	-	-	-	-	20 275	7 299	7 391	8 397
JAPAN.....	8 717	19 328	19 362	20 456	77 352	141 681	139 387	155 874
OTH CTY.....	219	486	486	859	3 627	9 200	9 274	11 060
TOTAL.....	600 442	330 181	332 500	352 041	3 197 332	1 901 298	1 900 638	2 021 322
6429900	ARTICLES OF PAPER, PULP, PAPIER MACHE, PAPERBOARD, OR CELLULOSE WADDING, NSPF							
CANADA.....	-	1 104 023	1 145 110	1 149 904	-	4 240 361	4 326 958	4 401 889
MEXICO.....	-	1 129 961	1 116 182	1 134 654	-	5 418 250	5 341 406	5 427 866
LW WW I.....	-	-	-	-	-	9 438	9 438	10 120
COLOMB.....	-	-	-	-	-	38 481	38 481	41 184
SWEDEN.....	-	15 006	15 006	16 085	-	106 312	99 793	114 403
NORWAY.....	-	-	-	-	-	14 131	14 131	16 366
FINLAND.....	-	-	-	-	-	14 300	14 300	15 063
DENMARK.....	-	91 003	91 291	102 949	-	548 815	549 120	593 766
U KING.....	-	131 740	126 780	141 583	-	537 571	516 254	602 450
IRELAND.....	-	318	318	325	-	13 889	13 889	14 436
NETHLDs.....	-	14 486	14 486	22 037	-	58 404	58 404	76 166
BELGIUM.....	-	25 483	25 483	28 754	-	87 912	87 912	99 272
FRANCE.....	-	40 438	40 483	44 983	-	330 015	329 860	382 026
W GERM.....	-	217 447	223 139	230 295	-	1 072 676	1 076 443	1 149 914
AUSTRIA.....	-	17 624	17 631	18 718	-	68 687	70 894	76 643

Table 2. Schedule A Commodity by Country of Origin, Customs Value, F.a.s. and C.i.f.—Continued

(For information on coverage, definitions of Customs, f.a.s., and c.i.f. values, see Explanation of Statistics. Shipments valued less than \$251 are shown only under Schedule A commodity number 990.0000 and excluded from all other commodities. OTH CTY represents total for countries averaging under \$1,000 per month based on Customs Value)

Country of origin	Schedule A commodity number, description and unit of quantity							
	Net quantity	Current month			Net quantity	Cumulative, January to date		
		Value (dollars)				Value (dollars)		
	Customs	F.a.s.	C.i.f.	Customs	F.a.s.	C.i.f.		
SWITZLD.....	-	50 774	50 883	55 901	-	467 383	456 036	546 574
POLAND.....	-	-	-	-	-	5 917	5 920	6 296
SPAIN.....	-	5 932	5 981	6 814	-	18 746	18 767	23 036
ITALY.....	-	19 955	19 955	25 016	-	145 212	145 550	176 716
ISRAEL.....	-	7 490	7 490	7 607	-	14 203	14 203	15 143
INDIA.....	-	8 742	8 742	10 035	-	30 484	30 421	34 948
PHIL R.....	-	-	-	-	-	34 699	34 699	43 384
KOR REP.....	-	29 243	29 338	37 230	-	180 001	162 988	216 877
HG KONG.....	-	18 893	19 204	21 343	-	101 300	101 970	113 629
CHINA T.....	-	37 911	38 579	46 804	-	240 462	243 600	308 612
JAPAN.....	-	357 367	365 358	421 734	-	1 653 277	1 697 836	1 955 837
AUSTRAL.....	-	646	646	833	-	33 775	33 775	36 381
SWAZLND.....	-	-	-	-	-	5 930	5 930	6 027
OTH CTY.....	-	3 796	3 614	4 083	-	19 609	19 427	21 951
TOTAL.....	-	3 328 278	3 365 699	3 527 687	-	15 510 240	15 538 425	16 527 065
6510120	YARNS, WHOLLY COTTON, SINGLES, NOT COMBED, BLEACHED, MERCERIZED OR COLORED							(LB)
MEXICO.....	138 914	101 401	105 931	105 931	357 727	282 813	288 996	288 996
SALVADR.....	-	-	-	-	60 000	55 074	55 074	62 999
COLOMB.....	50 000	30 573	30 573	33 000	251 919	153 233	153 233	165 310
BRAZIL.....	298 871	207 738	207 953	225 391	1 206 406	814 817	815 032	885 656
W GERM.....	-	-	-	-	61 952	93 527	93 527	98 542
KOR REP.....	-	-	-	-	5 000	26 613	2 613	3 513
OTH CTY.....	2 403	1 465	1 492	1 694	5 646	4 759	4 786	5 443
TOTAL.....	490 188	341 177	345 949	366 016	1 948 650	1 430 836	1 413 261	1 510 459
6510150	YARNS, WHOLLY OR CHIEF VALUE COTTON, NES SINGLES, NOT COMBED, BLEACHED OR COLORED							(LB)
MEXICO.....	10 609	14 341	14 341	14 341	36 036	48 712	48 712	48 712
W GERM.....	-	-	-	-	31 927	49 887	46 458	48 473
PORTUGL.....	7 192	5 389	5 389	5 971	17 685	13 816	13 816	15 247
HG KONG.....	11 814	21 501	21 501	22 860	11 814	21 501	21 501	22 860
JAPAN.....	-	-	-	-	21 500	13 821	13 821	17 325
OTH CTY.....	823	593	593	1 304	2 310	3 377	3 443	4 808
TOTAL.....	30 438	41 824	41 824	44 476	121 272	151 114	147 751	157 425
6510160	YARNS, WHOLLY OR CHIEF VALUE COTTON, PLIED, NOT COMBED							(LB)
MEXICO.....	10 000	6 440	7 500	7 500	330 535	234 068	247 368	247 368
BRAZIL.....	24 227	14 684	14 684	16 109	40 733	26 337	26 337	28 742
PORTUGL.....	12 842	10 840	10 840	11 829	117 735	103 909	104 009	113 339
PAKISTN.....	-	-	-	-	8 377	8 883	8 883	10 117
JAPAN.....	-	-	-	-	28 015	34 537	34 537	37 538
OTH CTY.....	373	1 223	1 223	1 479	2 485	12 750	12 725	13 905
TOTAL.....	47 442	33 187	34 247	36 917	527 880	420 484	433 859	451 009
6510170	YARNS, WHOLLY OR CHIEF VALUE COTTON, SINGLES, COMBED							(LB)
MEXICO.....	853	755	765	765	160 436	152 358	152 368	152 368
OTH CTY.....	-	-	-	-	300	1 161	892	1 612
TOTAL.....	853	755	765	765	160 736	153 519	153 260	153 980
6510180	YARNS, WHOLLY OR CHIEF VALUE COTTON, PLIED, COMBED							(LB)
DOM REP.....	240	5 235	5 298	6 431	240	5 235	5 298	6 431
OTH CTY.....	35	399	399	405	245	1 039	1 039	1 119
TOTAL.....	275	5 634	5 697	6 836	485	6 274	6 337	7 550
6510190	SEWING THREAD AND YARNS PUT UP FOR HANDWORK COTTON							(LB)
BRAZIL.....	2 509	14 852	14 852	15 771	10 892	65 474	65 474	71 227
U KING.....	1 425	15 573	15 573	16 718	11 913	139 895	139 895	148 105
FRANCE.....	18 493	349 651	269 361	234 408	46 263	869 965	537 300	585 488
W GERM.....	-	-	-	-	13 844	21 806	21 987	23 084
SWITZLD.....	1 468	9 202	9 202	9 284	3 168	26 515	26 515	27 194
JAPAN.....	-	-	-	-	2 128	13 031	12 998	13 423
OTH CTY.....	1 244	3 824	3 824	4 340	2 777	12 477	12 475	14 342
TOTAL.....	25 139	393 102	312 812	280 521	90 985	1 149 163	816 644	882 863
6510210	MONOFILAMENTS, CONTINUOUS, NOT OVER 150 DENIER							(LB)
JAPAN.....	4 070	12 406	12 598	13 424	64 564	108 607	110 440	119 966
OTH CTY.....	625	1 078	1 078	1 243	1 488	4 672	4 685	5 237
TOTAL.....	4 695	13 484	13 676	14 667	66 052	113 279	115 125	125 203
6510215	FILAMENTS & STRIPS, GROUPED, CONTINUOUS MAN-MADE FIBERS EXCEPT GLASS							(LB)
CANADA.....	-	-	-	-	20 453	14 319	14 466	14 466
U KING.....	75 489	38 508	38 508	42 063	121 205	138 664	138 664	145 601
IRELAND.....	304 517	225 858	217 835	249 740	927 620	671 658	663 635	744 254
FRANCE.....	54 929	37 899	36 803	41 068	761 510	526 579	579 413	571 248
W GERM.....	501	3 891	3 820	3 939	2 159	13 523	13 311	14 099
SPAIN.....	-	-	-	-	3 123	6 758	6 758	7 066
PORTUGL.....	-	-	-	-	6 801	10 654	10 654	10 939
ITALY.....	62 897	67 166	67 078	69 974	528 808	436 467	442 320	483 842
JAPAN.....	62 186	68 154	71 691	79 665	144 184	183 690	187 227	209 647
OTH CTY.....	-	-	-	-	5 333	6 759	6 758	7 465
TOTAL.....	560 519	441 476	435 735	486 449	2 521 196	2 009 071	2 063 206	2 208 627

Table 2. Schedule A Commodity by Country of Origin,
Customs Value, F.a.s. and C.i.f.—Continued

(For information on coverage, definitions of Customs, f.a.s., and c.i.f. values, see Explanation of Statistics. Shipments valued less than \$251 are shown only under Schedule A commodity number 990.0000 and excluded from all other commodities. OTH CTY represents total for countries averaging under \$1,000 per month based on Customs Value)

Country of origin	Schedule A commodity number, description and unit of quantity							
	Current month				Cumulative, January to date			
	Net quantity	Value (dollars)			Net quantity	Value (dollars)		
Customs		F.a.s.	C.i.f.	Customs		F.a.s.	C.i.f.	
6510225	YARN, SINGLES, WHOLLY CONTINUOUS, WHOLLY CELLULOSIC, EXCEPT TEXTURED							(LB)
U KING.....	66 635	71 872	71 872	75 403	133 444	159 261	155 696	168 427
IRELAND.....	-	-	-	-	22 192	21 526	21 526	23 672
NETHLDs.....	119 183	134 988	134 988	139 555	704 549	815 893	815 900	834 735
SWITZLD.....	39 764	43 588	43 588	45 168	132 950	134 226	134 226	152 331
JAPAN.....	-	-	-	-	14 760	33 644	33 613	35 246
OTH CTY.....	302	269	205	205	2 607	3 297	3 233	3 409
TOTAL.....	225 884	250 717	250 653	260 331	1 010 502	1 167 847	1 164 194	1 217 820
6510230	YARN, SINGLES, WH CONTINUOUS, WH NONCELLULOSIC, N/O 20 TURNS PER INCH, EXCEPT TEXTURED							(LB)
CANADA.....	709	1 254	1 293	1 293	12 076	15 122	15 361	15 361
DENMARK.....	-	-	-	-	19 568	15 501	15 501	15 995
U KING.....	441	433	433	773	36 174	30 419	30 419	33 184
IRELAND.....	-	-	-	-	287 004	251 063	248 482	278 100
NETHLDs.....	146 472	43 942	43 942	50 727	476 953	143 087	142 723	164 324
FRANCE.....	-	-	-	-	35 835	35 356	35 356	37 936
W GERM.....	457	1 493	1 490	1 494	1 127 515	1 415 967	1 414 573	1 483 446
ISRAEL.....	-	-	-	-	365 840	300 349	300 349	347 343
JAPAN.....	844 946	542 369	542 356	624 009	3 034 227	1 974 367	1 929 355	2 220 029
OTH CTY.....	-	-	-	-	4 269	5 452	5 452	6 499
TOTAL.....	993 025	589 491	589 514	678 296	5 399 461	4 186 683	4 137 571	4 602 217
6510245	MONOFILAMENTS NES, PLEXIFORM FILAMENTS, & STRIPS, CONTINUOUS MAN-MADE FIBERS							(LB)
CANADA.....	60 487	33 588	33 911	33 911	274 206	165 711	168 592	169 780
MEXICO.....	11 817	13 400	15 952	15 952	44 841	46 954	49 506	49 506
U KING.....	132 858	125 802	125 802	134 954	202 496	252 592	252 592	266 704
IRELAND.....	70 710	139 902	139 902	158 562	71 199	154 417	154 417	173 494
FRANCE.....	433	650	650	1 119	2 836	8 900	8 900	9 837
W GERM.....	9 996	72 411	72 442	75 109	64 559	408 818	405 508	418 188
SWITZLD.....	86	2 708	2 708	3 151	1 199	8 134	8 134	9 319
PORTUGL.....	2 143	7 074	7 074	7 339	13 249	41 634	41 634	43 968
ITALY.....	-	-	-	-	26 514	18 008	18 310	20 897
CHINA T.....	-	-	-	-	10 582	6 321	6 321	7 239
JAPAN.....	5 978	10 675	10 684	11 420	70 743	101 655	101 679	114 337
OTH CTY.....	-	-	-	-	53	664	664	749
TOTAL.....	294 508	406 210	409 125	441 517	782 477	1 213 808	1 216 257	1 284 018
6510260	YARN, PLIED, WHOLLY CONTINUOUS, WHOLLY NONCELLULOSIC, EXCEPT TEXTURED							(LB)
CANADA.....	-	-	-	-	12 504	15 649	15 916	15 916
W GERM.....	-	-	-	-	10 229	29 510	29 510	30 457
JAPAN.....	-	-	-	-	69 191	78 567	78 567	89 503
OTH CTY.....	-	-	-	-	608	2 056	2 056	2 731
TOTAL.....	-	-	-	-	92 532	125 782	126 049	138 607
6510290	YARN, MAN-MADE FIBERS, CONTINUOUS NES							(LB)
CANADA.....	16 008	12 142	12 367	12 367	137 394	108 597	110 212	110 212
MEXICO.....	71 573	109 983	108 177	108 662	151 199	222 409	220 583	221 074
DENMARK.....	-	-	-	-	106 452	99 683	99 367	107 015
U KING.....	913	2 025	2 025	2 772	10 698	21 053	21 053	23 254
IRELAND.....	719 624	737 411	737 411	817 058	1 556 085	1 650 925	1 618 899	1 804 500
NETHLDs.....	-	-	-	-	37 909	51 234	50 230	52 351
FRANCE.....	118 745	175 250	176 886	186 618	145 750	234 335	236 847	251 979
W GERM.....	277 055	425 928	418 826	453 740	1 630 021	2 312 888	2 279 222	2 449 720
SWITZLD.....	110	978	978	1 346	4 924	8 920	8 920	11 906
SPAIN.....	468	1 125	1 125	1 247	54 800	85 482	89 725	97 586
ITALY.....	-	-	-	-	498 780	491 467	487 059	547 549
ISRAEL.....	-	-	-	-	37 198	41 238	41 238	47 661
SINGAPR.....	-	-	-	-	40 000	56 343	56 343	62 451
KOR REP.....	25 000	40 476	27 976	43 952	385 300	558 669	492 431	609 769
HG KONG.....	-	-	-	-	76 140	71 571	70 810	84 035
CHINA T.....	20 000	19 373	19 373	22 400	141 703	107 565	107 254	128 966
JAPAN.....	256 820	248 414	249 261	283 294	1 731 615	1 918 792	1 905 565	2 156 693
OTH CTY.....	738	2 870	2 840	3 258	1 005	3 637	3 607	4 173
TOTAL.....	1 507 054	1 775 975	1 757 245	1 936 714	6 746 973	8 044 808	7 899 365	8 770 894
6510300	THREAD & YARN OF MAN-MADE FIBERS, SEWING & HANDWORK							(LB)
CANADA.....	471	2 519	2 517	2 519	5 946	24 815	25 521	25 525
BRAZIL.....	30 588	36 462	36 462	38 407	171 739	244 822	244 822	265 075
SWEDEN.....	9 006	79 557	66 639	88 150	30 746	271 593	227 020	295 744
NORWAY.....	1 687	6 593	6 593	7 409	2 706	11 990	11 990	13 289
U KING.....	442	1 118	1 118	1 271	2 369	7 620	7 620	9 130
NETHLDs.....	1 212	4 770	4 770	5 358	12 633	47 103	47 103	53 030
BELGIUM.....	16 974	49 328	48 691	53 417	70 991	222 422	221 355	243 836
FRANCE.....	11 248	37 692	37 988	42 142	148 968	469 815	468 336	513 635
W GERM.....	46	334	334	436	1 406	8 992	8 992	10 045
SWITZLD.....	14 974	97 089	97 089	98 857	47 940	318 374	317 599	328 061
ITALY.....	-	-	-	-	3 432	11 437	11 246	12 359
ISRAEL.....	31 725	57 652	57 652	67 928	62 020	113 564	112 138	129 908
THAILND.....	-	-	-	-	2 500	11 172	11 172	12 025
HG KONG.....	1 685	5 388	5 388	5 699	13 905	17 292	17 292	20 617
JAPAN.....	31 661	52 486	52 507	64 416	170 327	280 440	280 461	345 944
OTH CTY.....	881	1 788	1 755	2 601	4 307	11 494	11 461	13 036
TOTAL.....	152 600	432 776	419 503	478 610	751 935	2 072 945	2 024 128	2 291 259

Table 2. Schedule A Commodity by Country of Origin,
Customs Value, F.a.s. and C.i.f.—Continued

(For information on coverage, definitions of Customs, f.a.s., and c.i.f. values, see Explanation of Statistics. Shipments valued less than \$251 are shown only under Schedule A commodity number 990.0000 and excluded from all other commodities. OTH CTY represents total for countries averaging under \$1,000 per month based on Customs Value)

Country of origin	Schedule A commodity number, description and unit of quantity							
	Current month			Cumulative, January to date				
	Net quantity	Value (dollars)			Net quantity	Value (dollars)		
Customs		F.a.s.	C.i.f.	Customs		F.a.s.	C.i.f.	
6510400	YARN, MAN-MADE FIBERS, DISCONTINUOUS NES						(LB)	
CANADA.....	401	729	737	802	23 878	43 920	44 563	44 624
MEXICO.....	5 607	18 784	18 894	18 983	9 100	32 656	32 966	33 055
BRAZIL.....	52 938	59 991	59 991	63 297	79 220	84 274	84 274	89 338
U KING.....	253	411	411	617	127 351	160 373	160 373	174 211
NETHLDs.....	4 178	9 803	9 803	12 300	22 989	62 046	64 613	73 785
BELGIUM.....	858	2 295	2 342	2 811	4 211	10 864	11 068	12 994
FRANCE.....	46 338	139 198	146 315	156 327	159 876	443 481	452 271	506 436
W GERM.....	-	-	-	-	27 564	61 531	61 531	67 111
SWITZLD.....	-	-	-	-	2 559	9 900	9 714	10 000
POLAND.....	-	-	-	-	3 197	6 298	6 298	6 601
SPAIN.....	2 311	6 290	6 290	6 976	5 143	12 969	12 969	14 363
ITALY.....	13 621	36 751	36 751	44 852	47 679	125 895	125 930	153 049
PAKISTN.....	-	-	-	-	7 937	8 144	8 144	9 474
KOR REP.....	-	-	-	-	42 662	46 929	46 929	53 783
JAPAN.....	393 964	388 552	388 552	438 129	1 769 040	1 794 066	1 796 723	1 985 432
OTH CTY.....	1 670	3 272	3 272	3 462	7 855	8 709	8 709	10 651
TOTAL.....	522 139	666 076	673 358	748 556	2 340 261	2 912 255	2 927 075	3 244 911
6511100	YARN & THREAD, SILK EXCEPT WASTE, NOT FOR RETAIL SALE						(LB)	
OTH CTY.....	-	-	-	-	145	4 969	4 969	5 233
TOTAL.....	-	-	-	-	145	4 969	4 969	5 233
6511600	YARN & THREAD, SILK, NES						(LB)	
PERU.....	-	-	-	-	14 848	30 625	30 625	31 740
U KING.....	-	-	-	-	1 771	9 356	9 664	10 574
FRANCE.....	21	1 279	1 279	1 351	129	7 978	7 978	8 389
SWITZLD.....	-	-	-	-	5 491	33 895	33 895	35 819
ITALY.....	1 408	3 856	3 856	4 210	14 871	60 352	58 259	62 380
CHINA.....	1 102	8 304	8 304	8 424	2 755	19 435	19 435	19 846
OTH CTY.....	69	396	396	467	1 115	2 324	2 324	2 745
TOTAL.....	2 600	13 835	13 835	14 452	40 980	163 965	162 180	171 493
6512500	YARN OF WOOL OR WOOL-LIKE ANIMAL HAIR PUT UP FOR RETAIL SALE						(LB)	
CANADA.....	8 164	23 878	24 331	24 331	45 436	139 015	141 160	141 193
MEXICO.....	-	-	-	-	6 796	12 774	13 311	13 311
ICELAND.....	4 281	12 298	12 298	16 210	37 339	112 653	112 739	140 623
SWEDEN.....	39	513	513	552	14 631	56 363	56 018	60 900
NORWAY.....	1 629	4 719	5 363	5 961	4 654	18 782	19 426	21 901
DENMARK.....	-	-	-	-	2 108	23 207	23 207	25 573
U KING.....	14 830	49 105	48 327	53 204	110 302	415 879	416 371	454 587
IRELAND.....	2 252	5 779	5 811	7 016	3 158	8 888	8 854	10 378
NETHLDs.....	1 655	5 679	5 679	6 041	17 171	67 402	67 403	72 329
BELGIUM.....	2 050	10 348	10 394	11 351	11 797	47 520	48 306	54 463
FRANCE.....	11 293	78 071	73 792	82 142	42 965	316 944	275 395	334 720
W GERM.....	3 547	20 108	20 108	22 249	7 293	53 063	53 063	59 288
SWITZLD.....	3 606	11 700	11 700	12 260	9 091	34 627	34 139	38 194
ITALY.....	4 510	20 074	20 074	21 986	11 042	52 016	52 269	57 536
GREECE.....	2 533	2 987	2 987	4 546	3 904	5 144	5 144	7 341
HG KONG.....	338	4 120	4 120	4 328	1 329	9 560	9 560	10 093
JAPAN.....	500	2 461	2 461	3 102	15 020	29 163	29 163	39 749
N ZEAL.....	-	-	-	-	3 716	10 752	10 577	12 251
OTH CTY.....	605	2 609	2 558	2 937	6 626	16 484	16 457	18 967
TOTAL.....	61 832	254 449	250 516	278 216	354 378	1 430 236	1 392 562	1 573 597
6512620	YARN, WOOL, DYED NOT OVER 3 INCHES IN PACKAGES NOT OVER 6 OUNCES						(LB)	
CANADA.....	25 386	74 028	74 008	74 008	79 803	235 375	234 990	235 019
COLOMB.....	-	-	-	-	7 048	26 571	26 570	28 811
U KING.....	169 450	505 005	475 775	549 259	503 497	1 523 065	1 430 100	1 646 366
IRELAND.....	560	1 348	1 348	1 521	17 843	41 730	41 730	45 656
W GERM.....	1 190	4 266	4 266	4 612	2 182	8 081	8 081	8 622
N ZEAL.....	27 063	81 047	81 047	93 251	167 835	371 258	388 824	437 777
TOTAL.....	223 649	665 694	636 444	722 651	778 208	2 206 080	2 130 295	2 402 251
6512630	YARN OF ANGORA RABBIT HAIR, NES						(LB)	
BELGIUM.....	1 605	6 024	6 024	7 064	1 760	9 037	9 037	10 149
FRANCE.....	-	-	-	-	2 012	43 228	43 228	44 982
OTH CTY.....	88	1 122	1 122	1 288	176	2 202	2 202	2 534
TOTAL.....	1 693	7 146	7 146	8 352	3 948	54 467	54 467	57 665
6512640	YARN OF WOOL OR WOOL-LIKE ANIMAL HAIR NES						(LB)	
CANADA.....	614	2 173	2 183	2 183	1 312	5 059	5 079	5 079
DENMARK.....	602	4 578	4 578	4 845	1 701	8 904	8 904	9 678
U KING.....	54 242	149 152	149 152	159 204	225 501	626 786	649 935	692 306
IRELAND.....	9 364	27 691	27 691	31 745	38 479	116 616	117 511	133 991
BELGIUM.....	-	-	-	-	51 321	165 144	169 363	201 514
FRANCE.....	-	-	-	-	2 721	9 775	9 775	10 733
SWITZLD.....	-	-	-	-	20 252	118 219	118 219	121 990
ITALY.....	14 039	35 520	35 520	38 624	16 144	41 132	41 132	45 123
PAKISTN.....	3 638	5 284	5 284	6 311	3 638	5 284	5 284	6 311
HG KONG.....	-	-	-	-	1 874	6 336	6 336	8 745
JAPAN.....	198	2 353	2 353	2 424	141 403	357 846	357 846	381 507
AUSTRAL.....	-	-	-	-	11 031	66 209	66 211	74 457
OTH CTY.....	1 130	2 932	2 974	3 193	4 682	13 796	13 838	17 136
TOTAL.....	83 827	229 683	229 735	248 529	520 059	1 541 106	1 589 433	1 708 570

Table 2. Schedule A Commodity by Country of Origin, Customs Value, F.a.s. and C.i.f.—Continued

(For information on coverage, definitions of Customs, f.a.s., and c.i.f. values, see Explanation of Statistics. Shipments valued less than \$251 are shown only under Schedule A commodity number 990.0000 and excluded from all other commodities. OTH CTY represents total for countries averaging under \$1,000 per month based on Customs Value)

Country of origin	Schedule A commodity number, description and unit of quantity							
	Current month				Cumulative, January to date			
	Net quantity	Value (dollars)			Net quantity	Value (dollars)		
Customs		F.a.s.	C.i.f.	Customs		F.a.s.	C.i.f.	
6512670	YARN OF ANIMAL HAIR, EXCEPT WOOL OR WOOL-LIKE							(LB)
BELGIUM.....	290	1 010	1 010	1 128	3 577	11 016	11 086	13 368
OTH CTY.....	220	530	530	783	4 744	5 027	5 027	5 735
TOTAL.....	510	1 540	1 540	1 911	8 321	16 043	16 113	19 103
6515000	YARN, THREAD & ROVING OF FLAX, RAMIE & TRUE HEMP							(LB)
SWEDEN.....	-	-	-	-	2 750	9 713	9 691	10 887
U KING.....	61 908	125 681	125 607	135 667	390 614	734 281	733 848	788 113
IRELAND.....	1 137	3 420	3 420	3 570	6 230	20 322	20 322	21 352
BELGIUM.....	75 596	52 189	52 189	57 447	405 684	342 957	344 284	369 770
FRANCE.....	36 744	65 588	65 588	66 020	230 832	386 699	386 699	413 011
SWITZLD.....	4 100	9 486	9 486	10 548	34 336	70 787	70 787	74 714
SPAIN.....	-	-	-	-	125 581	203 591	203 591	221 681
OTH CTY.....	65	577	577	680	3 569	3 744	3 744	4 123
TOTAL.....	179 550	256 941	256 867	273 932	1 199 596	1 772 094	1 772 966	1 903 651
6518000	YARN OF GLASS FIBER							(LB)
U KING.....	15 022	17 084	17 084	17 628	27 288	43 816	43 816	45 585
NETHLDs.....	131 878	55 657	55 657	62 529	579 461	177 552	177 552	202 265
FRANCE.....	641 096	169 174	169 173	195 737	2 103 947	818 567	818 559	919 499
W GERM.....	-	-	-	-	3 768	5 656	5 656	6 062
ITALY.....	-	-	-	-	236 449	60 522	60 522	75 985
JAPAN.....	-	-	-	-	258 066	68 385	68 385	78 855
OTH CTY.....	-	-	-	-	481	274	276	276
TOTAL.....	787 996	241 915	241 914	275 894	3 209 460	1 174 772	1 174 766	1 328 527
6519200	YARN OF JUTE							(LB)
CANADA.....	40 471	12 832	13 469	13 469	105 998	38 790	40 526	40 526
INDIA.....	1 338 769	327 567	334 309	426 240	4 183 963	954 410	983 138	1 282 160
BNGLDSH.....	-	-	-	-	137 005	43 426	43 426	53 654
THAILND.....	1 980	3 446	3 446	3 816	14 015	22 258	22 258	24 775
OTH CTY.....	-	-	-	-	15 409	5 181	5 181	6 400
TOTAL.....	1 381 220	343 845	351 224	443 525	4 456 390	1 064 065	1 094 529	1 407 515
6519520	YARN & ROVING OF COIR							(LB)
CANADA.....	-	-	-	-	33 732	7 205	7 205	7 267
INDIA.....	66 139	14 301	14 301	17 915	3 679 399	636 824	636 924	803 021
SRI LKA.....	-	-	-	-	113 568	26 350	26 350	32 480
TOTAL.....	66 139	14 301	14 301	17 915	3 826 699	670 379	670 479	842 768
6519560	YARN AND ROVING OF TEXTILE FIBERS NES, INCLUDING PAPER							(LB)
CANADA.....	-	-	-	-	1 122	5 050	5 050	5 050
MEXICO.....	40 000	16 535	16 535	17 800	80 000	31 367	31 367	34 200
ECUADOR.....	150 000	68 089	68 089	75 600	790 000	359 073	359 073	396 600
U KING.....	825	4 398	4 398	5 028	2 319	7 376	7 376	8 447
FRANCE.....	98	1 629	1 629	1 947	631	16 805	16 387	18 208
INDIA.....	226	7 594	7 594	7 813	326	9 194	9 194	9 466
PHIL R.....	497 977	182 693	182 693	209 510	913 771	358 922	358 922	407 124
REP SAF.....	-	-	-	-	120 414	60 490	60 490	68 573
OTH CTY.....	-	-	-	-	2 268	9 442	9 416	11 168
TOTAL.....	689 126	280 938	280 938	317 698	1 910 851	857 719	857 275	958 836
6520000	FABRIC, COTTON TERRY							(SYD)
BELGIUM.....	-	-	-	-	1 025	9 122	9 122	9 399
W GERM.....	383	2 049	2 049	2 133	2 264	10 745	10 745	11 300
CZECHO.....	4 039	2 459	2 459	2 766	28 750	45 180	45 178	46 766
INDIA.....	-	-	-	-	36 176	25 738	25 738	28 521
PAKISTN.....	-	-	-	-	12 500	7 165	7 165	8 000
HG KONG.....	-	-	-	-	43 750	30 661	30 661	32 514
CHINA T.....	-	-	-	-	23 333	15 588	15 588	17 500
OTH CTY.....	-	-	-	-	7 747	4 654	4 671	5 166
TOTAL.....	4 422	4 508	4 508	4 899	155 545	148 853	148 868	159 166
6521517	DUCK, COTTON, NOT BLEACHED OR COLORED							(SYD)
MEXICO.....	321 071	105 803	106 945	106 945	1 164 107	328 189	331 416	331 416
COLOMB.....	-	-	-	-	61 147	23 859	23 859	25 224
BRAZIL.....	82 427	66 249	66 249	72 832	121 533	97 065	97 065	106 695
INDIA.....	249 556	148 332	148 332	160 108	1 982 426	1 277 025	1 277 035	1 375 257
PAKISTN.....	-	-	-	-	215 550	78 053	78 053	87 471
THAILND.....	15 417	8 735	8 735	9 550	709 674	272 244	272 294	295 835
SINGAPR.....	50 479	13 559	13 559	14 537	362 526	169 113	169 113	178 554
CHINA M.....	-	-	-	-	601 228	305 196	305 196	320 413
KOR REP.....	-	-	-	-	922 528	259 000	259 000	290 447
HG KONG.....	1 357 376	502 159	497 650	534 126	8 446 362	3 419 009	3 386 479	3 611 036
CHINA T.....	105 556	29 440	29 440	31 926	2 736 645	637 364	637 364	698 561
OTH CTY.....	-	-	-	-	1 644	2 807	2 807	3 516
TOTAL.....	2 181 882	874 277	870 910	930 024	17 325 370	6 868 924	6 839 681	7 324 425
6521529	POPLIN OR BROADCLOTH, COTTON, NOT BLEACH OR COLORED							(SYD)
SALVADR.....	-	-	-	-	320 040	87 398	87 398	92 167
COLOMB.....	-	-	-	-	617 927	157 236	168 928	178 231

Table 2. Schedule A Commodity by Country of Origin,
Customs Value, F.a.s. and C.i.f.—Continued

(For information on coverage, definitions of Customs, f.a.s., and c.i.f. values, see Explanation of Statistics. Shipments valued less than \$251 are shown only under Schedule A commodity number 990.0000 and excluded from all other commodities. OTH CTY represents total for countries averaging under \$1,000 per month based on Customs Value)

Country of origin	Schedule A commodity number, description and unit of quantity							
	Current month				Cumulative, January to date			
	Net quantity	Value (dollars)			Net quantity	Value (dollars)		
Customs		F.a.s.	C.i.f.	Customs		F.a.s.	C.i.f.	
BELGIUM.....	-	-	-	-	87 241	58 913	58 913	60 007
THAILND.....	15 851	3 325	3 325	3 656	148 890	45 919	45 919	48 659
SINGAPR.....	-	-	-	-	326 250	75 117	75 117	80 000
KOR REP.....	-	-	-	-	66 667	13 951	13 951	15 075
HG KONG.....	-	-	-	-	399 999	126 402	126 402	132 000
CHINA T.....	-	-	-	-	1 246 666	206 859	206 859	223 519
JAPAN.....	-	-	-	-	699 428	256 447	256 420	268 997
EGYPT.....	44 027	23 629	23 629	23 989	54 170	27 030	27 030	27 468
TOTAL.....	59 878	26 954	26 954	27 645	3 967 278	1 055 272	1 066 937	1 126 125
6521533	PRINTCLOTH, COTTON, NOT BLEACHED OR COLORED							(SYD)
PAKISTN.....	-	-	-	-	1 627 498	208 614	208 614	233 530
CHINA M.....	-	-	-	-	1 317 495	387 619	387 619	406 653
KOR REP.....	-	-	-	-	27 778	10 183	10 183	10 636
HG KONG.....	193 517	70 937	65 366	69 005	2 752 471	817 944	803 344	838 991
TOTAL.....	193 517	70 937	65 366	69 005	5 725 242	1 424 360	1 409 760	1 489 810
6521538	SHEETING, ABC, COTTON, NOT BLEACHED OR COLORED							(SYD)
MEXICO.....	55 555	9 875	9 875	9 875	294 372	76 379	76 766	76 766
HONDURA.....	-	-	-	-	245 549	111 003	111 003	113 708
COLOMB.....	134 940	31 469	31 469	33 462	1 230 989	387 525	387 525	412 717
BRAZIL.....	499 945	59 770	59 770	67 150	499 945	59 770	59 770	67 150
INDIA.....	277 906	84 818	83 639	90 772	832 244	222 045	222 390	245 562
PAKISTN.....	792 786	109 849	109 849	130 539	2 481 536	453 212	453 212	520 108
THAILND.....	441 235	89 098	89 098	100 968	441 235	89 098	89 098	100 968
SINGAPR.....	-	-	-	-	521 181	131 980	131 980	141 270
CHINA M.....	1 091 040	279 091	279 091	295 648	5 555 522	1 501 079	1 505 404	1 604 641
KOR REP.....	288 889	73 064	73 064	78 910	2 186 388	536 306	536 306	582 130
HG KONG.....	468 023	150 631	146 088	155 017	3 166 420	1 031 328	1 017 641	1 070 394
CHINA T.....	455 612	123 015	133 324	140 702	2 553 984	589 203	624 788	663 595
JAPAN.....	-	-	-	-	44 514	23 534	23 534	25 719
EGYPT.....	-	-	-	-	50 000	16 892	16 892	17 584
TOTAL.....	4 505 931	1 010 680	1 015 267	1 103 043	20 103 879	5 229 354	5 256 309	5 642 312
6521540	SHEETING, SOFT-FILLED, COTTON, NOT BLEACHED OR COLORED							(SYD)
COLOMB.....	-	-	-	-	211 625	79 748	79 748	83 054
PAKISTN.....	256 289	33 873	33 873	40 888	892 401	132 011	132 011	155 502
THAILND.....	290 978	38 221	38 221	44 084	1 479 313	216 709	216 709	249 681
CHINA M.....	-	-	-	-	64 917	14 613	14 613	15 555
HG KONG.....	2 060 693	349 366	347 053	373 506	6 908 828	1 205 213	1 202 900	1 288 424
CHINA T.....	610 975	107 486	107 486	116 290	5 351 105	897 462	897 462	975 804
EGYPT.....	-	-	-	-	190 935	51 432	51 432	53 813
OTH CTY.....	-	-	-	-	1 533	432	256	256
TOTAL.....	3 218 935	528 946	526 633	574 768	15 100 657	2 597 620	2 595 131	2 822 089
6521547	SHEETING, COTTON, NES, NOT BLEACHED OR COLORED							(SYD)
MEXICO.....	259 365	75 154	75 577	75 577	1 197 542	338 228	334 761	334 761
DOM REP.....	59 432	11 292	11 845	12 819	59 432	11 292	11 845	12 819
INDIA.....	19 000	6 876	6 876	7 323	34 832	14 188	14 188	15 445
PAKISTN.....	-	-	-	-	591 034	92 664	94 245	116 568
HG KONG.....	512 215	126 790	126 790	135 173	3 236 176	812 966	811 259	860 520
CHINA T.....	16 667	3 131	3 131	3 390	56 233	11 882	11 882	12 726
TOTAL.....	866 679	223 243	224 219	234 282	5 175 249	1 281 210	1 278 180	1 352 839
6521551	SHIRTING, COTTON, JACQUARD OR DOBBY, NOT BLEACHED OR COLORED							(SYD)
JAPAN.....	-	-	-	-	115 526	41 680	41 680	45 093
TOTAL.....	-	-	-	-	115 526	41 680	41 680	45 093
6521561	SATEENS, COTTON, NOT BLEACHED OR COLORED							(SYD)
COLOMB.....	26 883	10 795	10 795	11 411	153 589	66 361	66 361	69 689
MALAYSA.....	-	-	-	-	83 699	28 035	28 035	30 730
KOR REP.....	-	-	-	-	161 111	71 703	71 703	77 416
HG KONG.....	-	-	-	-	209 722	84 010	84 010	91 701
JAPAN.....	-	-	-	-	8 572	5 999	5 999	6 209
OTH CTY.....	-	-	-	-	480	1 485	1 485	1 537
TOTAL.....	26 883	10 795	10 795	11 411	617 173	257 593	257 593	277 282
6521565	TWILLS, COTTON, NOT BLEACHED OR COLORED							(SYD)
CANADA.....	-	-	-	-	33 661	12 979	13 092	13 092
MEXICO.....	156 864	55 364	56 250	56 250	1 149 426	365 582	368 363	368 363
COLOMB.....	72 825	24 820	24 820	26 471	2 065 111	643 908	641 651	680 112
W GERM.....	-	-	-	-	173 315	200 714	200 714	206 542
SWITZLD.....	-	-	-	-	27 692	31 890	31 890	33 036
INDIA.....	180 556	56 000	56 000	63 158	1 941 099	744 923	744 923	819 818
MALAYSA.....	-	-	-	-	425 495	108 161	108 161	116 201
SINGAPR.....	-	-	-	-	163 429	41 987	41 987	45 257
CHINA M.....	542 773	173 201	173 201	184 977	3 332 740	1 159 794	1 159 794	1 232 326
KOR REP.....	-	-	-	-	134 522	33 661	33 661	37 331
HG KONG.....	420 504	189 950	189 150	204 548	2 542 877	1 207 360	1 210 721	1 288 997
CHINA T.....	125 000	35 595	35 595	37 500	1 649 225	403 645	403 645	439 126
EGYPT.....	-	-	-	-	56 654	17 677	17 677	18 413
GHANA.....	-	-	-	-	75 834	21 260	14 960	17 500
OTH CTY.....	-	-	-	-	7 095	5 496	5 496	5 679
TOTAL.....	1 498 522	534 930	535 016	572 904	13 778 175	4 999 037	4 996 735	5 321 793

Table 2. Schedule A Commodity by Country of Origin,
Customs Value, F.a.s. and C.i.f.—Continued

(For information on coverage, definitions of Customs, f.a.s., and c.i.f. values, see Explanation of Statistics. Shipments valued less than \$251 are shown only under Schedule A commodity number 990.0000 and excluded from all other commodities. OTH CTY represents total for countries averaging under \$1,000 per month based on Customs Value)

Country of origin	Schedule A commodity number, description and unit of quantity							
	Net quantity	Current month			Net quantity	Cumulative, January to date		
		Value (dollars)				Value (dollars)		
	Customs	F.a.s.	C.i.f.	Customs	F.a.s.	C.i.f.		
6521595	FABRICS, WOVEN, COTTON, NES, NOT BLEACHED OR COLORED							(LB)
CANADA.....	-	-	-	-	20 363	46 747	47 080	47 126
MEXICO.....	124 189	86 334	86 341	86 341	296 679	197 890	200 776	200 776
HONDURA.....	-	-	-	-	34 700	45 043	45 043	46 197
COLOMB.....	39 838	29 971	29 971	31 861	172 397	162 417	162 193	170 898
BRAZIL.....	-	-	-	-	15 400	7 847	7 847	9 000
U KING.....	-	-	-	-	5 790	26 479	25 744	29 332
BELGIUM.....	1 732	4 694	4 694	4 885	46 003	103 068	102 462	107 884
FRANCE.....	-	-	-	-	1 249	9 679	8 432	8 733
W GERM.....	381	3 670	3 670	3 730	114 119	286 505	286 544	294 367
SWITZLD.....	7 980	34 535	34 893	37 490	41 975	127 399	128 982	142 731
USSR.....	-	-	-	-	110 100	163 847	163 847	179 882
SPAIN.....	-	-	-	-	16 105	43 752	43 752	45 285
ITALY.....	-	-	-	-	1 377	9 958	9 958	10 545
INDIA.....	111 650	132 586	132 586	154 672	952 306	1 146 267	1 146 696	1 332 412
PAKISTN.....	31 501	41 390	41 390	45 854	120 541	136 658	136 658	151 787
THAILND.....	44 157	36 742	36 742	40 111	116 997	121 635	121 635	131 089
MALAYSA.....	37 784	28 527	29 037	32 640	235 825	203 491	204 001	223 715
SINGAPR.....	113 606	83 495	83 495	90 080	167 701	131 632	131 632	141 776
CHINA M.....	68 669	59 876	59 876	64 916	491 176	594 598	594 598	628 631
KOR REP.....	-	-	-	-	66 966	69 760	69 760	74 748
HG KONG.....	205 569	173 423	168 560	178 799	1 239 767	1 219 863	1 208 797	1 268 465
CHINA T.....	-	-	-	-	210 808	185 343	185 343	196 489
JAPAN.....	66 824	102 880	102 888	109 479	217 480	437 953	437 961	459 610
OTH CTY.....	115	306	306	448	3 980	12 613	12 613	14 020
TOTAL.....	853 995	818 429	814 449	881 306	4 699 804	5 490 444	5 482 354	5 915 498
6522310	FABRIC, COTTON VELVETEEN							(SYD)
ITALY.....	481	1 174	1 174	1 583	10 370	28 438	28 438	32 695
JAPAN.....	13 757	31 104	31 104	32 146	36 729	65 665	65 665	69 034
OTH CTY.....	-	-	-	-	691	1 385	1 374	1 760
TOTAL.....	14 238	32 278	32 278	33 729	47 790	95 488	95 477	103 489
6522330	FABRIC, COTTON VELVETS, PLUSHES & VELOURS							(SYD)
CANADA.....	7 046	13 304	13 312	13 513	8 972	19 626	19 645	20 143
U KING.....	84	358	358	536	1 539	5 278	5 278	5 838
NETHLS.....	2 279	9 341	8 342	9 865	13 036	40 819	39 465	43 146
BELGIUM.....	46 177	143 656	145 283	154 944	276 302	806 509	789 029	842 221
FRANCE.....	539	3 246	3 246	3 495	9 174	34 582	34 673	37 178
W GERM.....	2 275	10 084	10 084	10 888	17 919	66 508	65 670	71 740
POLAND.....	31 722	51 389	51 389	56 514	40 196	64 592	64 898	73 788
ITALY.....	1 361	8 761	8 761	9 503	7 925	41 839	41 645	44 418
JAPAN.....	15 755	31 117	31 766	35 352	82 743	170 996	172 762	188 593
OTH CTY.....	-	-	-	-	374	2 201	2 201	2 513
TOTAL.....	107 238	271 256	272 541	294 610	458 180	1 252 950	1 235 266	1 329 578
6522350	FABRIC, COTTON PILE & CHENILLE, NES							(SYD)
CANADA.....	2 151	2 732	2 752	2 752	4 838	10 241	10 261	10 298
COLOMB.....	23 827	11 688	11 688	12 363	130 382	108 461	108 441	113 896
U KING.....	1 153	2 511	2 511	2 716	28 302	55 286	54 784	60 423
BELGIUM.....	28 749	104 353	104 256	108 087	33 146	131 011	130 897	136 075
FRANCE.....	21	664	664	725	17 259	58 568	58 564	61 040
W GERM.....	-	-	-	-	2 311	6 228	6 228	6 577
CZECHO.....	6 565	9 897	9 897	13 004	6 961	10 350	10 350	13 621
ITALY.....	10 134	32 905	32 905	34 166	44 192	168 813	168 813	175 272
TURKEY.....	13 945	18 812	18 812	19 375	43 517	54 979	54 979	57 126
LEBANON.....	-	-	-	-	87 709	299 196	299 196	308 394
ISRAEL.....	-	-	-	-	10 000	14 446	14 446	15 146
HG KONG.....	-	-	-	-	6 944	5 200	5 200	5 463
JAPAN.....	51 546	57 000	56 857	61 380	67 574	75 111	74 968	81 263
MOROC.....	8 126	24 956	24 956	26 148	15 005	45 974	45 974	47 698
OTH CTY.....	-	-	-	-	833	1 585	1 585	2 580
TOTAL.....	146 217	265 518	265 298	280 716	498 973	1 045 449	1 044 686	1 094 872
6522360	FABRIC, COTTON JACQUARD-FIGURED TAPESTRY & UPHOLSTERY							(SYD)
U KING.....	4 810	9 331	9 331	11 353	15 200	38 902	38 928	42 801
BELGIUM.....	13 057	44 365	44 013	46 354	93 613	308 859	302 438	318 691
FRANCE.....	2 197	12 786	12 857	13 603	22 383	129 421	127 762	136 153
CZECHO.....	736	1 507	1 507	1 851	2 494	5 225	5 225	6 260
SWITZLD.....	419	3 880	3 880	4 123	6 543	29 059	29 059	31 344
ITALY.....	54 898	124 897	124 740	134 792	268 346	634 204	629 967	679 371
INDIA.....	3 978	3 742	3 742	5 831	8 772	11 176	11 176	15 166
JAPAN.....	13 154	20 359	17 696	18 944	21 513	36 261	33 598	37 110
OTH CTY.....	1 383	1 746	1 796	1 954	3 901	11 725	11 898	12 791
TOTAL.....	94 632	222 613	219 562	238 805	442 765	1 204 832	1 190 051	1 279 687
6522529	POPLIN OR BROADCLOTH, COTTON, BLEACHED OR COLORED							(SYD)
U KING.....	-	-	-	-	79 786	125 895	126 358	128 776
SWITZLD.....	-	-	-	-	2 267	5 088	5 226	5 710
ISRAEL.....	-	-	-	-	37 961	24 416	24 416	25 519
JAPAN.....	143 966	108 836	108 836	112 510	1 160 116	796 547	796 913	827 893
OTH CTY.....	-	-	-	-	587	1 086	1 086	1 997
TOTAL.....	143 966	108 836	108 836	112 510	1 280 717	953 032	953 999	989 895

Table 2. Schedule A Commodity by Country of Origin,
Customs Value, F.a.s. and C.i.f.—Continued

(For information on coverage, definitions of Customs, f.a.s., and c.i.f. values, see Explanation of Statistics. Shipments valued less than \$251 are shown only under Schedule A commodity number 990.0000 and excluded from all other commodities. OTH CTY represents total for countries averaging under \$1,000 per month based on Customs Value)

Country of origin	Schedule A commodity number, description and unit of quantity							
	Current month				Cumulative, January to date			
	Net quantity	Value (dollars)			Net quantity	Value (dollars)		
Customs		F.a.s.	C.i.f.	Customs		F.a.s.	C.i.f.	
6522551	SHIRTING, COTTON, JACQUARD OR DOBBY, BLEACHED OR COLORED							(SYD)
W GERM.....	3 333	5 390	5 390	5 529	6 574	10 711	10 710	11 096
AUSTRIA.....	-	-	-	-	2 619	5 874	5 874	6 004
SWITZLD.....	499	2 377	2 377	2 504	6 217	24 435	24 554	26 248
ITALY.....	-	-	-	-	5 885	11 589	11 589	12 511
HG KONG.....	4 098	4 746	4 746	5 112	18 786	21 537	21 355	23 005
JAPAN.....	212 174	160 670	160 447	168 123	1 563 025	1 163 374	1 163 070	1 223 172
OTH CTY.....	195	623	612	675	5 961	8 797	8 754	9 478
TOTAL.....	220 299	173 806	173 572	181 943	1 609 067	1 248 317	1 245 906	1 311 514
6522561	SATEENS, COTTON, BLEACHED OR COLORED							(SYD)
CANADA.....	795	799	800	800	147 827	135 348	135 973	135 973
U KING.....	-	-	-	-	40 536	26 328	26 328	29 179
W GERM.....	26 152	56 731	56 731	58 847	60 933	89 265	89 387	91 403
ITALY.....	3 969	17 237	17 237	19 248	16 609	69 099	69 102	75 095
ISRAEL.....	499	428	428	629	14 258	10 712	10 712	11 325
HG KONG.....	2 506	18 184	18 184	18 784	2 506	18 184	18 184	18 784
JAPAN.....	280 363	204 265	204 011	212 200	2 098 270	1 561 704	1 559 265	1 640 126
OTH CTY.....	579	970	970	1 140	2 805	7 512	7 642	8 303
TOTAL.....	314 863	298 614	298 361	311 648	2 383 744	1 918 152	1 916 593	2 010 188
6522565	TWILLS, COTTON, BLEACHED OR COLORED							(SYD)
CANADA.....	45 454	35 357	35 357	35 357	211 792	134 186	134 628	134 628
MEXICO.....	832 277	581 906	581 445	581 611	4 705 488	3 563 639	3 449 513	3 449 850
SALVADR.....	100 490	81 997	81 997	87 184	119 848	96 384	96 384	101 787
NICARAG.....	199 485	180 516	180 516	188 173	789 985	742 256	742 256	783 225
HAITI.....	-	-	-	-	43 882	24 574	24 574	25 991
DOM REP.....	33 690	10 512	10 947	11 713	33 690	10 512	10 947	11 713
COLOMB.....	17 318	6 316	6 216	6 544	87 606	34 193	34 379	36 650
VENEZ.....	-	-	-	-	5 388	5 678	5 678	5 925
PERU.....	6 883	4 559	4 559	5 260	164 388	127 836	107 597	111 585
BRAZIL.....	-	-	-	-	77 027	64 400	64 400	70 807
BELGIUM.....	-	-	-	-	4 233	8 756	8 012	8 888
FRANCE.....	-	-	-	-	16 254	12 519	12 519	13 217
W GERM.....	-	-	-	-	1 407	5 829	5 843	6 071
AUSTRIA.....	-	-	-	-	9 590	9 354	10 186	10 293
PORTUGL.....	-	-	-	-	12 907	9 503	10 028	11 305
ISRAEL.....	25 248	17 907	16 967	18 225	57 924	39 988	39 053	41 412
INDIA.....	-	-	-	-	9 770	5 657	5 657	7 526
CHINA M.....	29 500	22 454	22 454	22 454	62 333	47 140	47 140	47 710
HG KONG.....	298 848	220 566	218 892	234 785	2 122 528	1 514 717	1 508 231	1 609 619
CHINA T.....	-	-	-	-	97 778	60 235	60 235	64 320
JAPAN.....	29 589	25 976	25 918	28 764	351 642	227 529	226 788	247 326
OTH CTY.....	902	954	954	1 085	2 803	3 696	3 696	3 939
TOTAL.....	1 619 684	1 189 020	1 186 222	1 221 155	8 988 263	6 748 581	6 607 744	6 803 787
6522597	FABRICS, WOVEN, COTTON, NES, BLEACHED OR COLORED							(SYD)
CANADA.....	341 105	123 073	124 243	124 243	1 070 491	578 441	581 606	581 714
MEXICO.....	306 154	120 684	120 859	120 972	2 079 025	941 065	939 519	947 142
GUATMAL.....	21 980	11 473	11 473	11 762	70 415	41 033	41 033	42 591
HAITI.....	134	556	556	644	1 654	7 254	7 254	7 930
COLOMB.....	-	-	-	-	757 013	309 357	310 209	326 527
PERU.....	20 400	13 843	14 076	14 379	46 700	28 486	28 719	29 692
BRAZIL.....	-	-	-	-	56 889	48 820	48 820	50 506
SWEDEN.....	15 522	37 058	37 354	39 146	179 879	279 857	281 444	296 347
FINLAND.....	160 974	333 000	331 499	339 553	646 837	1 188 454	1 187 388	1 230 905
DENMARK.....	4 602	8 270	8 270	9 000	13 153	18 639	18 639	20 035
U KING.....	86 873	177 595	175 003	184 954	951 999	1 544 577	1 529 450	1 632 221
NETHLD.....	207 135	224 648	223 269	231 211	1 013 957	1 131 580	1 115 622	1 155 865
BELGIUM.....	25 492	46 181	46 485	48 838	217 588	240 279	239 317	250 961
FRANCE.....	87 223	197 813	196 028	211 027	638 057	1 353 279	1 339 515	1 426 098
W GERM.....	76 123	157 252	157 070	170 357	337 399	658 919	659 408	708 206
AUSTRIA.....	29 898	33 208	32 777	33 712	92 279	128 026	127 508	130 678
CZECHO.....	71 280	60 770	60 770	64 005	138 820	110 824	110 785	115 927
HUNGARY.....	13 261	7 453	7 453	8 440	49 267	27 670	27 670	32 059
SWITZLD.....	166 510	274 360	274 308	290 229	713 164	1 345 766	1 348 039	1 419 957
USSR.....	215 692	71 689	71 896	72 477	215 692	71 689	71 896	72 477
SPAIN.....	15 611	15 867	15 817	17 570	205 672	285 278	285 228	307 562
PORTUGL.....	426 259	225 729	225 307	235 884	3 256 783	1 799 780	1 810 538	1 898 239
ITALY.....	407 706	368 097	368 547	406 076	2 176 943	1 877 965	1 848 782	2 015 200
ISRAEL.....	59 712	40 856	40 081	43 756	237 527	175 469	174 787	186 590
INDIA.....	244 913	205 100	204 931	255 825	1 616 421	1 227 447	1 226 777	1 488 271
PAKISTN.....	-	-	-	-	514 324	143 959	143 785	159 750
THAILND.....	-	-	-	-	7 872	6 861	6 861	7 625
MALAYSA.....	42 307	15 295	15 295	17 069	1 747 091	758 741	758 741	805 577
SINGAPR.....	50 000	14 443	14 443	15 375	51 828	16 382	16 382	17 369
INDNSIA.....	5 524	8 585	8 585	11 902	22 197	42 131	42 131	53 570
CHINA M.....	-	-	-	-	77 246	36 951	36 951	38 308
HG KONG.....	89 435	66 324	66 324	74 295	479 814	314 241	312 146	329 771
CHINA T.....	91 000	58 592	58 592	62 670	704 088	319 970	319 970	342 433
JAPAN.....	670 266	443 981	441 909	474 362	4 084 778	2 780 560	2 774 141	2 958 047
IVY CST.....	12 528	8 744	8 744	8 969	12 528	8 744	8 744	8 969
GHANA.....	-	-	-	-	60 680	25 751	25 420	27 567
OTH CTY.....	6 948	4 203	4 203	4 908	15 435	11 061	11 098	13 492
TOTAL.....	3 972 567	3 374 742	3 366 167	3 603 610	24 560 705	19 885 306	19 816 323	21 136 178

Table 2. Schedule A Commodity by Country of Origin,
Customs Value, F.a.s. and C.i.f.—Continued

(For information on coverage, definitions of Customs, f.a.s., and c.i.f. values, see Explanation of Statistics. Shipments valued less than \$251 are shown only under Schedule A commodity number 990.0000 and excluded from all other commodities. OTH CTY represents total for countries averaging under \$1,000 per month based on Customs Value)

Country of origin	Schedule A commodity number, description and unit of quantity							
	Current month				Cumulative, January to date			
	Net quantity	Value (dollars)			Net quantity	Value (dollars)		
Customs		F.a.s.	C.i.f.	Customs		F.a.s.	C.i.f.	
6531300	FABRICS OF SILK, PILE AND CHENILLE							(SYD)
FRANCE.....	37	750	750	854	674	12 679	12 699	13 513
ITALY.....	379	1 315	1 315	1 416	2 409	26 011	25 948	27 156
OTH CTY.....	108	1 049	1 049	1 155	371	3 007	3 007	3 350
TOTAL.....	524	3 114	3 114	3 425	3 454	41 697	41 654	44 019
6531520	FABRICS, WOVEN, WHOLLY OR CHIEFLY OF SILK, NOT JACQUARD FIGURED							(SYD)
BRAZIL.....	-	-	-	-	3 963	16 568	16 568	16 913
U KING.....	18 450	144 622	144 644	148 012	100 453	705 625	706 141	724 295
NETHLD.....	40	280	280	280	514	7 471	7 471	7 682
FRANCE.....	1 948	15 463	15 552	16 583	26 583	225 730	226 415	236 807
W GERM.....	370	2 604	2 604	2 799	2 320	14 148	14 148	15 125
SWITZLD.....	8 518	52 658	52 767	55 655	27 993	193 518	193 627	203 982
ITALY.....	64 400	408 002	405 930	419 536	372 129	2 164 514	2 165 141	2 242 129
INDIA.....	7 364	24 116	24 116	27 681	76 844	238 702	238 745	270 564
THAILND.....	3 923	14 300	14 300	15 841	12 260	59 502	58 502	66 520
CHINA M.....	12 589	10 098	10 098	11 105	47 228	49 785	49 785	54 720
KOR REP.....	8 863	17 247	17 247	17 654	47 945	105 989	105 981	111 531
HG KONG.....	90	441	441	582	14 103	43 467	43 467	45 542
JAPAN.....	105 090	245 310	244 858	250 080	559 133	1 156 855	1 172 166	1 198 488
OTH CTY.....	102	810	810	872	522	3 572	3 572	3 921
TOTAL.....	231 747	935 951	933 647	966 680	1 291 990	4 985 446	5 001 729	5 198 219
6531540	FABRICS, WOVEN, WHOLLY OR CHIEFLY OF SILK, JACQUARD FIGURED							(SYD)
U KING.....	6 583	43 794	43 823	45 471	30 443	234 814	234 862	243 008
FRANCE.....	14	338	338	401	2 041	43 033	43 123	45 018
SWITZLD.....	2 446	24 008	24 020	25 053	25 248	225 312	227 259	234 777
ITALY.....	15 704	128 092	128 864	133 688	105 171	748 146	750 851	777 913
KOR REP.....	9 550	18 014	18 014	18 477	28 119	51 308	51 308	53 649
JAPAN.....	5 358	15 206	15 206	15 636	15 351	69 836	69 508	71 342
OTH CTY.....	674	2 255	2 255	2 402	941	2 801	2 801	2 997
TOTAL.....	40 329	231 707	232 520	241 128	207 314	1 375 250	1 379 712	1 428 704
6532110	FABRICS, WOOL, HAND WOVEN WITH LOOM UNDER 30 INCHES, INCL FABRICS FOR RELIGIOUS VESTMENTS							(SYD)
U KING.....	-	132 400	133 274	139 881	-	491 540	501 521	524 453
IRELAND.....	-	-	-	-	-	19 153	20 130	21 580
OTH CTY.....	-	1 765	1 765	1 790	-	10 700	10 700	11 330
TOTAL.....	-	134 165	135 039	141 671	-	521 393	532 351	557 363
6532115	FABRICS, WOOL, OVER \$4 PER POUND, FOR MANUFACTURE OF APPAREL FOR RELIGIOUS ORDERS							(SYD)
OTH CTY.....	-	-	-	-	103	718	718	792
TOTAL.....	-	-	-	-	103	718	718	792
6532130	TAILOR CUTS, WOOL, WOVEN							(SYD)
U KING.....	892	3 790	3 790	4 251	11 379	39 691	41 219	45 753
FRANCE.....	-	-	-	-	1 727	9 228	9 670	10 604
ITALY.....	633	3 439	3 439	3 850	4 443	35 830	35 831	39 041
OTH CTY.....	437	1 573	1 573	1 894	4 191	14 316	14 156	16 954
TOTAL.....	1 962	8 802	8 802	9 995	21 740	99 065	100 876	112 352
6532140	FABRICS, WHOLLY OR IN PART OF HAIR SIMILAR TO WOOL OF THE SHEEP, WOVEN							(SYD)
CANADA.....	-	-	-	-	1 541	7 809	7 815	7 886
COLOMB.....	14 291	38 949	38 692	39 233	17 442	47 115	46 858	48 145
BRAZIL.....	-	-	-	-	12 960	25 616	25 616	27 481
U KING.....	24 476	106 083	105 987	110 528	121 840	451 874	453 962	471 995
IRELAND.....	-	-	-	-	3 985	14 643	14 643	15 285
FRANCE.....	437	4 440	4 440	4 726	7 298	29 804	29 944	31 895
SWITZLD.....	125	374	374	386	2 361	13 493	10 493	11 278
ITALY.....	24 013	75 701	74 776	82 061	52 658	178 954	178 433	194 929
KOR REP.....	1 018	3 980	3 980	4 318	26 901	58 637	58 637	61 968
JAPAN.....	93 951	201 605	201 605	229 386	285 284	662 283	663 624	706 709
OTH CTY.....	91	428	428	485	2 675	10 039	10 038	11 333
TOTAL.....	158 402	431 560	430 282	471 123	534 945	1 500 267	1 500 063	1 588 904
6532150	FABRICS, WOOL NES, NOT OVER 6 OUNCES PER SQUARE YARD, WOVEN							(SYD)
URUGUAY.....	4 776	7 586	7 586	8 140	4 776	7 586	7 586	8 140
U KING.....	13 835	37 549	37 549	39 753	164 852	400 992	402 375	419 652
FRANCE.....	1 229	4 075	4 075	4 419	16 431	54 355	54 293	56 720
SWITZLD.....	23 537	55 857	55 857	57 037	25 549	65 959	65 959	67 915
ITALY.....	3 899	10 012	10 012	10 691	11 473	39 820	39 850	42 480
GREECE.....	-	-	-	-	14 919	108 372	73 519	75 236
KOR REP.....	-	-	-	-	3 369	6 606	6 606	7 075
JAPAN.....	14 555	27 759	27 566	29 424	121 647	228 987	233 487	246 567
OTH CTY.....	-	-	-	-	2 862	6 587	6 643	6 998
TOTAL.....	61 831	142 838	142 645	149 464	365 878	919 264	890 324	930 783
6532160	FABRICS, WOOL WORSTEDS NES, OVER 6 NOT OVER 8 OUNCES PER SQUARE YARD, WOVEN							(SYD)
URUGUAY.....	11 157	18 704	18 704	19 506	130 520	266 921	267 047	276 171
SWEDEN.....	-	-	-	-	2 464	7 940	8 271	8 451
U KING.....	43 421	131 527	132 709	135 869	155 444	491 211	499 826	515 510
FRANCE.....	5 981	24 498	24 562	25 202	47 454	200 266	200 229	204 326

Table 2. Schedule A Commodity by Country of Origin,
Customs Value, F.a.s. and C.i.f.—Continued

(For information on coverage, definitions of Customs, f.a.s., and c.i.f. values, see Explanation of Statistics. Shipments valued less than \$251 are shown only under Schedule A commodity number 990.0000 and excluded from all other commodities. OTH CTY represents total for countries averaging under \$1,000 per month based on Customs Value)

Country of origin	Schedule A commodity number, description and unit of quantity								
	Current month				Cumulative, January to date				
	Net quantity	Value (dollars)			Net quantity	Value (dollars)			
Customs		F.a.s.	C.i.f.	Customs		F.a.s.	C.i.f.		
AUSTRIA.....	2 255	8 315	8 572	9 058	2 255	8 315	8 572	9 058	
POLAND.....	4 912	9 530	9 530	9 740	23 731	46 323	47 826	48 944	
SPAIN.....	3 100	7 035	7 035	7 206	16 313	34 369	34 369	35 985	
ITALY.....	29 055	52 153	52 217	54 393	54 805	98 812	98 876	103 236	
GREECE.....	30 655	138 419	138 419	142 601	38 838	178 620	178 620	185 443	
KOR REP.....	70 007	152 603	152 603	156 455	549 182	1 174 718	1 160 029	1 213 783	
JAPAN.....	185 704	405 536	395 821	417 962	1 551 984	3 334 978	3 243 487	3 367 793	
OTH CTY.....	-	-	-	-	737	900	900	950	
TOTAL.....	386 247	948 320	940 172	977 992	2 573 727	5 843 373	5 768 052	5 969 670	
6532165	FABRICS, WOOLENS NES, OVER 6 NOT OVER 8 OUNCES PER SQUARE YARD, WOVEN							(SYD)	
CANADA.....	-	-	-	-	8 579	25 127	25 664	25 664	
COLOMB.....	10 123	25 122	25 122	26 597	12 190	30 479	30 479	32 585	
PERU.....	8 166	20 504	20 504	22 079	8 166	20 504	20 504	22 079	
URUGUAY.....	20 575	40 208	40 208	43 465	75 705	145 806	148 112	158 383	
U KING.....	10 837	43 464	43 464	46 656	123 569	390 536	393 387	416 499	
FRANCE.....	396	1 514	1 514	1 679	7 974	28 302	28 303	31 040	
W GERM.....	-	-	-	-	1 503	5 401	5 601	5 690	
SPAIN.....	7 229	16 403	16 403	18 269	25 327	54 475	54 475	59 126	
PORTUGL.....	-	-	-	-	3 312	7 980	7 908	8 494	
ITALY.....	2 359	7 614	7 614	8 584	26 324	73 650	73 650	80 437	
GREECE.....	-	-	-	-	6 705	17 702	17 702	18 533	
KOR REP.....	7 909	15 789	15 789	16 941	63 532	135 191	135 190	141 523	
JAPAN.....	47 447	98 319	97 836	100 402	370 944	794 477	795 748	831 259	
OTH CTY.....	60	265	265	291	5 438	10 814	10 814	12 541	
TOTAL.....	115 101	269 202	268 719	284 963	739 268	1 740 445	1 747 537	1 843 853	
6532170	FABRICS, WOOL NES, OVER 8 NOT OVER 10 OUNCES PER SQUARE YARD, WOVEN							(SYD)	
MEXICO.....	-	-	-	-	32 410	65 836	65 836	69 475	
COLOMB.....	14 458	41 878	41 878	45 018	18 255	54 140	54 140	57 703	
URUGUAY.....	11 950	25 113	25 142	27 841	57 187	123 344	123 393	133 714	
U KING.....	53 608	144 924	146 010	153 462	309 823	804 968	817 489	856 319	
FRANCE.....	3 200	7 888	7 888	9 031	9 826	24 425	24 444	27 475	
PORTUGL.....	-	-	-	-	3 404	8 573	8 573	9 285	
ITALY.....	7 139	14 967	14 994	17 367	77 818	181 984	182 272	200 695	
INDIA.....	1 495	3 319	3 498	3 695	6 579	19 791	20 200	22 606	
KOR REP.....	4 782	11 028	11 028	11 478	62 466	124 902	126 702	131 604	
JAPAN.....	54 551	110 445	110 451	117 459	400 737	796 397	793 951	838 620	
OTH CTY.....	-	-	-	-	6 245	12 329	12 329	13 214	
TOTAL.....	151 183	359 562	360 889	385 351	984 750	2 216 646	2 229 329	2 360 710	
6532180	FABRICS, WOOL NES, OVER 10 NOT OVER 12 OUNCES PER SQUARE YARD, WOVEN							(SYD)	
U KING.....	3 348	14 614	14 614	15 532	18 786	77 171	77 274	83 086	
IRELAND.....	953	3 106	3 106	3 539	2 464	7 837	7 808	9 190	
FRANCE.....	2 057	8 726	8 726	9 069	3 652	17 638	17 638	18 923	
ITALY.....	34	309	309	375	3 552	10 624	10 624	12 088	
OTH CTY.....	232	1 106	1 106	1 385	2 629	8 979	8 979	10 386	
TOTAL.....	6 624	27 861	27 861	29 900	31 083	122 249	122 323	133 673	
6532190	FABRICS, WOOL NES, OVER 12 OUNCES PER SQUARE YARD, WOVEN							(SYD)	
U KING.....	4 663	24 134	24 161	25 917	20 450	105 438	106 904	113 867	
IRELAND.....	-	-	-	-	1 256	5 256	5 263	6 016	
BELGIUM.....	520	1 987	1 987	2 130	760	5 267	5 267	5 574	
FRANCE.....	198	2 636	2 636	2 777	2 308	15 368	15 368	16 919	
ITALY.....	4 760	26 949	26 949	29 095	31 271	178 329	178 329	192 054	
JAPAN.....	-	-	-	-	5 974	22 218	22 218	24 269	
OTH CTY.....	342	1 655	1 968	2 545	2 447	10 478	10 805	12 525	
TOTAL.....	10 483	57 361	57 701	62 464	64 466	342 354	344 154	371 224	
6532200	FABRICS PILE & CHENILLE WOOL OR FINE ANIMAL HAIR							(SYD)	
CANADA.....	516	2 747	2 817	2 872	5 169	21 151	21 502	21 814	
COLOMB.....	1 195	9 193	9 113	10 034	5 825	48 233	46 900	50 606	
DENMARK.....	8 509	49 376	49 981	53 841	27 937	180 351	181 079	193 847	
U KING.....	4 913	26 412	25 804	28 355	28 827	141 058	139 890	154 804	
IRELAND.....	3 720	19 000	19 137	21 463	19 719	107 253	110 342	119 616	
NETHLD.....	6 778	44 064	43 719	47 596	34 336	215 330	213 060	227 740	
BELGIUM.....	446	2 239	2 239	2 612	4 990	35 149	34 020	36 852	
FRANCE.....	511	5 287	5 279	5 616	11 689	71 052	70 907	76 344	
W GERM.....	9 114	81 786	82 386	89 479	95 049	555 978	556 288	607 869	
SWITZLD.....	3 831	33 173	33 173	36 704	27 967	262 731	261 776	284 461	
ITALY.....	592	3 502	3 502	3 803	5 567	32 360	32 360	35 907	
AUSTRAL.....	-	-	-	-	1 889	7 162	6 921	7 649	
REP SAF.....	52	476	476	672	987	5 099	5 079	6 951	
OTH CTY.....	1 016	7 628	7 628	9 145	3 090	19 358	19 358	22 896	
TOTAL.....	41 193	284 883	285 254	312 192	273 041	1 702 265	1 699 482	1 847 376	
6534000	FABRICS OF JUTE, WOVEN								
CANADA.....	-	1 497	1 602	1 602	-	26 529	27 368	27 493	
JAMAICA.....	-	30 221	30 221	31 949	-	211 149	211 149	221 554	
U KING.....	-	19 157	19 157	22 033	-	86 609	86 670	95 204	
NETHLD.....	-	-	-	-	-	93 456	93 456	98 203	
PORTUGL.....	-	60 653	60 653	69 440	-	119 193	119 193	136 034	
INDIA.....	-	3 257 967	3 251 280	3 959 830	-	25 624 269	25 596 905	30 449 480	
NEPAL.....	-	7 305	7 305	9 000	-	38 541	38 541	48 346	

Table 2. Schedule A Commodity by Country of Origin,
Customs Value, F.a.s. and C.i.f.—Continued

(For information on coverage, definitions of Customs, f.a.s., and c.i.f. values, see Explanation of Statistics. Shipments valued less than \$251 are shown only under Schedule A commodity number 990.0000 and excluded from all other commodities. OTH CTY represents total for countries averaging under \$1,000 per month based on Customs Value)

Country of origin	Schedule A commodity number, description and unit of quantity							
	Current month				Cumulative, January to date			
	Net quantity	Value (dollars)			Net quantity	Value (dollars)		
Customs		F.a.s.	C.i.f.	Customs		F.a.s.	C.i.f.	
BNGLSDH.....	-	3 948 915	3 954 324	4 818 139	-	15 739 880	15 741 982	18 941 473
CHINA T.....	-	-	-	-	-	12 657	12 657	14 627
OTH CTY.....	-	2 623	2 623	2 781	-	10 834	10 513	12 342
TOTAL.....	-	7 328 338	7 327 165	8 914 774	-	41 963 117	41 938 434	50 044 756
6535110	FABRICS WHOLLY OF CONTINUOUS POLYAMIDE FIBERS, WOVEN, NOT BLEACHED OR COLORED (SYD)							
JAPAN.....	504 489	130 761	124 891	138 733	7 483 172	1 624 172	1 487 978	1 730 764
OTH CTY.....	31	291	291	300	31	291	291	300
TOTAL.....	504 520	131 052	125 182	139 033	7 483 203	1 624 463	1 488 269	1 731 064
6535130	FABRICS OF CONTINUOUS NONCELLULOSIC FIBERS NES, WOVEN, NOT BLEACHED OR COLORED (SYD)							
CANADA.....	5 880	17 739	18 262	18 262	9 462	26 669	27 309	27 309
SWEDEN.....	273	526	526	578	18 560	35 135	35 135	38 717
FRANCE.....	1 704	1 040	1 040	1 434	17 237	14 612	14 612	16 498
W GERM.....	11 129	11 134	11 134	11 396	18 156	33 794	33 896	36 659
SWITZLD.....	-	-	-	-	7 207	6 085	6 085	6 811
SPAIN.....	-	-	-	-	59 797	45 021	45 042	48 219
ITALY.....	-	-	-	-	7 247	13 686	13 685	15 288
KOR REP.....	-	-	-	-	111 194	87 620	87 620	93 660
JAPAN.....	1 269 789	431 548	430 574	474 203	5 671 715	1 797 471	1 742 948	1 945 571
OTH CTY.....	-	-	-	-	867	2 318	2 318	2 662
TOTAL.....	1 288 775	461 987	461 536	505 873	5 921 442	2 062 411	2 008 650	2 231 394
6535150	FABRICS, WOVEN, WHOLLY OR PARTLY OF CONTINUOUS POLYAMIDE FIBERS, BLEACHED OR COLORED (SYD)							
CANADA.....	-	-	-	-	5 207	15 400	15 405	15 405
U KING.....	-	-	-	-	30 594	12 538	12 538	13 423
NETHLDs.....	-	-	-	-	53 038	40 486	40 139	40 946
FRANCE.....	5 881	11 784	11 806	13 004	21 458	46 000	45 848	49 414
W GERM.....	7 859	19 056	19 056	20 059	235 009	112 771	112 771	116 792
SWITZLD.....	647	3 586	3 586	3 977	8 716	41 500	41 500	42 989
SPAIN.....	-	-	-	-	17 393	9 352	9 352	9 792
ITALY.....	2 634	2 768	2 768	3 083	14 690	31 823	31 823	34 171
SINGAPR.....	-	-	-	-	20 551	14 348	14 348	15 382
HG KONG.....	14 018	12 273	12 273	13 029	14 018	12 273	12 273	13 029
JAPAN.....	1 385 794	808 794	791 490	857 691	10 269 708	5 598 452	5 415 595	5 916 113
OTH CTY.....	-	-	-	-	7 961	5 908	5 908	6 888
TOTAL.....	1 416 833	858 261	840 979	910 843	10 698 343	5 940 851	5 757 500	6 274 344
6535170	FABRICS WHOLLY OF CONTINUOUS POLYESTER FIBERS, WOVEN, BLEACHED OR COLORED (SYD)							
CANADA.....	5 625	6 210	6 253	6 253	531 040	312 727	314 568	314 620
MEXICO.....	3 118	2 149	2 149	2 149	44 738	25 568	25 588	25 588
BRAZIL.....	-	-	-	-	8 389	9 403	9 403	10 724
U KING.....	9 965	27 190	27 190	29 676	71 428	171 539	171 718	183 447
BELGIUM.....	570	1 535	1 535	1 602	10 660	20 626	20 246	21 517
FRANCE.....	272 573	290 557	291 445	314 296	1 017 522	1 044 416	1 041 930	1 122 063
W GERM.....	167 884	372 358	373 246	407 001	571 548	1 488 053	1 489 630	1 625 285
AUSTRIA.....	25 286	72 085	72 085	79 957	100 089	277 435	276 283	308 311
SWITZLD.....	43 486	152 488	152 725	167 612	190 074	676 553	677 047	741 823
SPAIN.....	11 210	5 261	5 261	5 788	74 391	70 063	70 063	76 445
PORTUGL.....	1 574	4 392	4 392	4 940	2 806	7 687	7 687	8 607
ITALY.....	184 564	491 247	491 965	535 556	916 941	2 121 191	2 127 367	2 307 565
KOR REP.....	1 270 011	1 133 056	1 127 068	1 201 182	4 904 073	4 344 784	4 335 506	4 643 933
HG KONG.....	-	-	-	-	29 718	21 867	21 867	25 066
CHINA T.....	967	696	696	1 236	123 382	157 795	157 588	172 468
JAPAN.....	7 086 381	5 399 203	5 117 651	5 808 055	39 180 594	28 806 646	27 224 702	30 841 542
OTH CTY.....	3 151	5 836	5 836	6 533	13 724	16 737	16 204	17 582
TOTAL.....	9 086 365	7 964 263	7 679 497	8 571 836	47 791 117	39 573 090	37 987 397	42 446 586
6535175	FABRICS, WOVEN, PARTLY OF CONTINUOUS POLYESTER FIBERS, BLEACHED OR COLORED (SYD)							
CANADA.....	4 525	4 941	4 992	4 992	44 684	22 123	22 270	22 270
SWEDEN.....	1 759	1 569	1 569	1 635	27 884	26 696	26 696	28 098
U KING.....	-	-	-	-	6 751	15 678	15 678	17 344
NETHLDs.....	89	691	691	761	12 361	23 483	23 483	25 167
BELGIUM.....	1 664	2 015	2 015	2 097	40 159	31 283	31 212	32 905
FRANCE.....	21 404	18 215	18 327	19 094	198 987	178 438	178 273	185 190
W GERM.....	27 373	45 183	45 183	52 680	190 993	345 505	342 608	381 913
SWITZLD.....	452	1 966	1 966	2 233	8 067	15 173	15 198	17 335
SPAIN.....	35 484	25 047	24 354	27 261	136 664	133 870	130 434	141 366
ITALY.....	232 055	125 867	125 648	133 190	759 879	463 940	460 127	488 425
KOR REP.....	-	-	-	-	1 521	5 514	5 514	5 725
HG KONG.....	-	-	-	-	30 278	12 580	12 505	12 975
JAPAN.....	585 061	327 457	312 600	349 403	3 038 027	2 084 345	1 976 358	2 189 737
OTH CTY.....	685	1 386	1 386	1 491	3 528	4 048	4 048	4 298
TOTAL.....	910 551	554 337	538 731	594 857	4 499 783	3 362 676	3 244 404	3 552 748
6535190	FABRICS, WOVEN, WHOLLY OR PARTLY OF CONTINUOUS NONCELLULOSIC FIBERS NES, BLEACHED/COLORED (SYD)							
CANADA.....	34 419	86 526	88 023	88 023	202 150	295 505	298 643	298 697
MEXICO.....	74 034	40 814	40 938	43 342	261 292	128 408	128 817	131 221
SWEDEN.....	6 345	8 192	8 192	8 943	105 049	117 930	117 829	124 868
NORWAY.....	141	869	871	889	1 618	10 089	10 114	10 324
DENMARK.....	666	1 401	1 401	1 622	2 590	8 123	8 156	8 898
U KING.....	90	268	268	313	15 444	20 082	20 082	21 558
NETHLDs.....	2 666	6 598	6 598	7 340	31 630	58 302	55 829	60 847
BELGIUM.....	7 109	10 053	10 073	10 674	47 078	96 639	86 420	90 667

Table 2. Schedule A Commodity by Country of Origin, Customs Value, F.a.s. and C.i.f.—Continued

(For information on coverage, definitions of Customs, f.a.s., and c.i.f. values, see Explanation of Statistics. Shipments valued less than \$251 are shown only under Schedule A commodity number 990.0000 and excluded from all other commodities. OTH CTY represents total for countries averaging under \$1,000 per month based on Customs Value)

Country of origin	Schedule A commodity number, description and unit of quantity							
	Current month				Cumulative, January to date			
	Net quantity	Value (dollars)			Net quantity	Value (dollars)		
Customs		F.a.s.	C.i.f.	Customs		F.a.s.	C.i.f.	
FRANCE.....	11 641	22 933	22 540	24 765	71 132	136 459	135 642	145 235
W GERM.....	13 437	26 814	26 821	28 549	76 737	165 123	165 111	175 282
SWITZLD.....	7 127	14 262	14 262	15 211	118 916	151 617	151 516	158 615
SPAIN.....	6 651	5 955	5 955	7 321	43 364	53 179	53 132	58 711
ITALY.....	69 766	128 301	127 765	138 725	412 059	718 084	715 879	773 254
ISRAEL.....	-	-	-	-	18 719	24 393	24 393	25 923
KOR REP.....	-	-	-	-	17 448	13 797	13 797	14 572
JAPAN.....	359 481	185 468	181 614	199 735	1 897 113	1 057 381	1 031 434	1 116 255
OTH CTY.....	655	886	886	958	12 215	10 890	10 849	12 299
TOTAL.....	594 228	539 340	536 207	576 410	3 334 554	3 066 001	3 027 643	3 227 226
6535220	FABRICS OF DISCONTINUOUS NONCELLULOSIC FIBERS WOVEN, CONT OVER 17% WOOL BY WEIGHT							(SYD)
COLOMB.....	-	-	-	-	13 262	24 285	24 285	25 276
U KING.....	3 368	15 523	15 531	16 454	14 889	42 770	43 401	46 102
NETHLD.....	683	4 087	4 087	4 502	8 540	25 405	24 365	25 879
FRANCE.....	2 445	4 390	4 390	4 611	39 675	94 716	94 254	100 776
W GERM.....	1 924	3 416	3 416	4 020	4 174	22 785	22 530	24 715
AUSTRIA.....	10 996	31 273	31 273	33 262	50 024	163 657	164 097	189 674
SWITZLD.....	-	-	-	-	32 123	128 587	128 044	141 113
POLAND.....	482	811	811	827	5 826	9 301	10 116	10 617
SPAIN.....	16 133	26 369	26 369	28 008	183 010	336 415	336 577	351 953
PORTUGL.....	197	316	316	368	24 444	47 712	46 715	50 883
ITALY.....	162 178	244 886	245 095	263 935	628 181	961 449	962 537	1 035 601
ISRAEL.....	-	-	-	-	8 070	14 526	14 526	15 029
KOR REP.....	5 783	8 453	8 453	9 067	116 240	210 427	210 626	218 466
CHINA T.....	-	-	-	-	12 129	21 837	21 837	22 405
JAPAN.....	521 160	869 736	865 375	921 995	2 741 392	4 534 928	4 514 682	4 753 596
OTH CTY.....	-	-	-	-	2 018	5 873	5 881	6 594
TOTAL.....	725 349	1 209 260	1 205 116	1 287 069	3 883 997	6 644 683	6 624 493	7 018 681
6535240	FABRICS OF DISCONTINUOUS NONCELLULOSIC FIBERS WOVEN, NES							(SYD)
CANADA.....	2 225	5 967	6 191	6 191	12 371	22 039	22 652	22 652
MEXICO.....	28 828	13 194	13 239	13 239	28 828	13 194	13 239	13 239
SWEDEN.....	953	2 249	2 249	2 544	19 154	24 637	24 627	26 622
U KING.....	-	-	-	-	47 427	51 855	56 138	57 171
BELGIUM.....	-	-	-	-	5 121	5 808	5 808	6 133
FRANCE.....	-	-	-	-	14 153	19 373	19 373	20 275
W GERM.....	3 039	2 139	2 139	2 450	25 709	44 769	43 338	45 781
AUSTRIA.....	-	-	-	-	7 497	11 548	11 514	11 871
SPAIN.....	75 458	54 335	54 335	56 837	358 869	256 088	256 055	268 942
PORTUGL.....	-	-	-	-	2 682	5 920	6 069	6 142
ITALY.....	1 764	3 756	3 756	4 147	27 125	44 631	44 636	48 702
JAPAN.....	377 940	252 767	246 108	267 921	5 144 589	2 603 782	2 471 836	2 743 960
OTH CTY.....	-	-	-	-	14 683	12 900	12 900	14 152
TOTAL.....	490 207	334 407	328 017	353 329	5 708 208	3 116 544	2 988 185	3 285 642
6536110	FABRICS OF CONTINUOUS CELLULOSIC FIBERS WOVEN, NOT BLEACHED OR COLORED							(SYD)
U KING.....	-	-	-	-	12 138	9 453	9 453	10 384
BELGIUM.....	20 205	23 235	23 235	24 178	20 397	23 986	23 986	25 099
ITALY.....	927	2 811	2 635	2 745	16 906	30 925	30 387	32 575
JAPAN.....	242 105	62 165	59 877	64 928	1 138 779	341 648	318 551	355 419
OTH CTY.....	7 067	4 456	4 456	4 600	10 350	10 863	10 598	11 154
TOTAL.....	270 304	92 667	90 203	96 451	1 198 570	416 875	392 975	434 631
6536130	FABRICS, WHOLLY OF CONTINUOUS ACETATE FIBERS, WOVEN, BLEACHED OR COLORED							(SYD)
U KING.....	16 547	19 510	19 510	22 027	74 176	87 803	87 806	94 953
FRANCE.....	195	1 205	1 273	1 398	16 112	23 142	23 312	25 871
W GERM.....	-	-	-	-	2 636	6 554	6 554	7 017
AUSTRIA.....	-	-	-	-	4 427	7 777	7 777	8 209
SPAIN.....	-	-	-	-	6 901	10 137	9 970	10 746
ITALY.....	15 822	40 582	40 631	42 739	102 539	207 545	207 343	221 646
JAPAN.....	51 412	43 007	42 877	44 843	127 240	108 998	105 368	113 338
OTH CTY.....	-	-	-	-	3 112	5 981	5 988	6 449
TOTAL.....	83 976	104 304	104 291	111 007	337 143	457 937	454 118	488 229
6536150	FABRICS, WHOLLY OF CONTINUOUS RAYON FIBERS, WOVEN, BLEACHED OR COLORED							(SYD)
CANADA.....	4 469	5 751	5 939	5 939	20 463	10 502	10 714	10 714
ARGENT.....	-	-	-	-	2 000	7 507	7 507	7 841
U KING.....	30 581	45 714	47 222	49 669	149 775	184 232	185 597	198 513
NETHLD.....	2 336	5 034	5 034	5 612	2 336	5 034	5 034	5 612
BELGIUM.....	6 418	8 065	8 071	8 397	121 866	86 592	86 598	90 493
FRANCE.....	10 417	14 571	14 571	15 998	42 347	142 927	143 089	153 305
W GERM.....	4 031	7 441	7 441	8 389	9 944	26 435	26 435	29 644
AUSTRIA.....	4 754	10 083	10 083	10 410	6 666	20 593	20 593	21 294
SWITZLD.....	2 779	4 405	4 405	4 700	4 231	11 441	11 441	12 373
ITALY.....	1 876	4 967	4 967	5 470	76 861	173 235	169 829	182 327
YUGOSLV.....	130 778	78 774	78 774	81 037	304 157	186 584	186 584	191 798
INDIA.....	-	-	-	-	8 011	7 380	7 380	8 955
KOR REP.....	19 938	19 184	18 113	18 857	84 153	80 448	79 998	84 201
JAPAN.....	270 860	176 365	162 192	184 184	3 234 450	1 715 302	1 607 428	1 793 880
OTH CTY.....	4 921	3 728	3 728	4 031	12 578	10 940	10 940	11 987
TOTAL.....	494 158	384 082	370 540	402 693	4 079 838	2 669 152	2 559 167	2 802 937

Table 2. Schedule A Commodity by Country of Origin,
Customs Value, F.a.s. and C.i.f.—Continued

(For information on coverage, definitions of Customs, f.a.s., and c.i.f. values, see Explanation of Statistics. Shipments valued less than \$251 are shown only under Schedule A commodity number 990.0000 and excluded from all other commodities. OTH CTY represents total for countries averaging under \$1,000 per month based on Customs Value)

Country of origin	Schedule A commodity number, description and unit of quantity							
	Net quantity	Current month			Net quantity	Cumulative, January to date		
		Value (dollars)				Value (dollars)		
	Customs	F.a.s.	C.i.f.	Customs	F.a.s.	C.i.f.		
6536170	FABRICS, WOVEN, OF MANMADE FIBERS, N.E.S., EXCEPT PILE AND CHENILLE							
CANADA.....	-	49 976	50 134	50 134	-	676 260	679 764	679 764
NETHLDs.....	-	1 370	1 398	1 466	-	28 073	28 101	29 782
BELGIUM.....	-	39 334	36 853	38 966	-	165 002	155 314	163 513
FRANCE.....	-	12 209	12 209	13 027	-	62 073	61 789	66 401
W GERM.....	-	18 165	18 165	19 259	-	33 477	33 505	36 172
AUSTRIA.....	-	-	-	-	-	17 843	17 751	20 009
SWITZLD.....	-	2 174	2 174	2 325	-	26 457	26 404	28 277
ITALY.....	-	51 048	50 451	53 793	-	421 173	416 929	450 375
JAPAN.....	-	25 145	24 141	25 812	-	120 342	113 884	123 390
OTH CTY.....	-	1 099	1 099	1 155	-	7 757	7 757	8 566
TOTAL.....	-	200 520	196 624	205 937	-	1 558 457	1 541 198	1 606 249
6536200	FABRICS OF DISCONTINUOUS CELLULOSIC FIBERS WOVEN, EXCEPT PILE AND CHENILLE							(SYD)
U KING.....	-	-	-	-	22 422	23 733	23 733	25 383
BELGIUM.....	3 480	5 346	5 346	5 520	7 438	14 356	14 275	15 035
FRANCE.....	1 761	5 021	5 004	5 409	17 546	31 507	31 490	33 725
AUSTRIA.....	1 006	1 901	1 901	2 086	17 052	23 332	23 332	24 658
SWITZLD.....	-	-	-	-	2 357	6 126	6 126	7 033
ITALY.....	6 002	18 323	17 957	19 162	58 372	140 978	137 996	146 394
YUGOSLV.....	-	-	-	-	49 027	30 447	30 247	33 766
JAPAN.....	117 242	63 204	60 848	65 057	496 332	315 108	293 411	323 794
OTH CTY.....	1 534	2 448	2 448	2 700	4 305	6 888	6 877	7 818
TOTAL.....	131 025	96 243	93 504	99 934	674 851	592 475	567 487	617 606
6536500	FABRICS OF MAN-MADE FIBERS NES, PILE AND CHENILLE							(SYD)
CANADA.....	2 038	2 420	2 430	2 475	3 680	6 719	6 798	6 843
U KING.....	9 342	11 899	11 899	13 543	23 815	29 769	29 769	34 425
BELGIUM.....	108 628	377 037	372 368	397 106	676 210	2 368 246	2 334 172	2 487 546
FRANCE.....	45 720	427 741	425 825	475 356	191 701	1 706 378	1 702 429	1 902 215
W GERM.....	12 599	102 722	103 017	109 485	65 284	412 653	415 116	450 657
SPAIN.....	450	2 601	2 601	2 724	4 723	18 691	18 691	20 350
ITALY.....	7 842	28 029	27 815	29 433	33 111	107 988	132 878	142 991
INDIA.....	-	-	-	-	19 717	26 957	26 957	32 855
JAPAN.....	56 614	126 992	127 400	144 604	331 037	682 029	680 623	759 336
OTH CTY.....	2 691	5 691	5 691	5 973	3 677	8 591	8 591	9 060
TOTAL.....	245 924	1 085 132	1 079 046	1 180 699	1 352 955	5 368 021	5 356 024	5 846 280
6537020	FABRICS KNITTED OR CROCHETED OF COTTON NOT ELASTIC NOR RUBBERIZED							(LB)
MEXICO.....	-	-	-	-	16 655	18 091	18 091	18 091
SWITZLD.....	3 779	9 588	9 588	10 364	6 697	49 946	49 961	53 208
ITALY.....	33	422	422	434	28 252	164 901	164 903	177 327
JAPAN.....	86	468	468	589	15 173	53 584	50 061	55 406
OTH CTY.....	61	513	513	673	686	5 132	5 132	5 718
TOTAL.....	3 959	10 991	10 991	12 060	67 463	291 654	288 148	309 750
6537040	FABRICS KNITTED OR CROCHETED OF WOOL NOT ELASTIC NOR RUBBERIZED							(LB)
CANADA.....	3 464	27 865	27 865	28 333	3 464	27 865	27 865	28 333
IRELAND.....	63 150	157 401	145 067	171 915	80 423	200 455	184 746	218 672
FRANCE.....	1 838	20 970	21 008	23 390	5 619	61 458	61 256	67 663
ITALY.....	1 505	9 116	9 117	9 871	6 708	55 855	55 911	59 972
OTH CTY.....	677	4 905	4 936	5 856	2 545	13 510	13 551	16 031
TOTAL.....	70 634	220 257	207 993	239 365	98 759	359 143	343 329	390 671
6537060	FABRICS KNITTED OR CROCHETED OF TEXTILE MATERIALS NES NOT ELASTIC NOR RUBBERIZED							(LB)
CANADA.....	4 598	29 656	29 727	30 207	28 679	156 900	157 320	159 484
BRAZIL.....	-	-	-	-	47 610	85 862	78 535	87 310
U KING.....	9 204	26 971	26 971	32 349	47 588	138 304	138 796	161 046
IRELAND.....	143 140	300 215	276 696	333 127	459 820	964 421	888 866	1 063 770
NETHLDs.....	293	3 156	3 156	3 332	1 042	9 757	9 757	10 608
BELGIUM.....	2 716	13 214	13 214	14 587	11 388	61 786	62 821	70 019
FRANCE.....	4 129	31 434	31 222	34 726	24 315	168 445	167 739	182 981
W GERM.....	8 679	47 955	42 367	44 590	60 373	224 096	222 711	239 697
AUSTRIA.....	-	-	-	-	2 188	26 952	26 913	27 582
SWITZLD.....	488	6 436	6 436	6 958	5 351	47 938	47 938	51 945
ITALY.....	51 283	395 387	395 403	429 930	205 792	1 444 544	1 444 521	1 580 298
ISRAEL.....	9 099	15 293	15 293	17 070	132 738	214 398	209 913	236 065
SINGAPR.....	7 675	20 811	20 811	22 122	47 098	121 773	121 432	130 224
KOR REP.....	-	-	-	-	50 596	75 424	74 756	83 848
HG KONG.....	12 372	63 758	63 758	69 051	85 790	271 835	271 464	296 411
CHINA T.....	659	2 389	2 389	3 146	6 244	20 140	20 462	23 999
JAPAN.....	597 425	2 296 413	2 215 037	2 484 290	3 695 491	14 468 600	13 890 928	15 620 785
OTH CTY.....	527	1 343	1 343	1 402	5 088	16 020	16 020	18 071
TOTAL.....	852 287	3 254 431	3 143 823	3 526 887	4 917 191	18 517 195	17 850 892	20 044 143
6539600	FABRICS, PILE OR CHENILLE OF TEXTILE MATERIALS NES							(SYD)
BELGIUM.....	9 517	37 561	37 448	39 560	63 180	204 023	200 741	212 700
FRANCE.....	1 013	5 849	5 849	6 297	13 007	87 562	88 406	96 108
JAPAN.....	2 078	5 498	5 498	6 067	5 389	14 262	14 262	15 646
OTH CTY.....	907	3 883	3 883	4 327	2 289	10 678	10 678	11 627
TOTAL.....	13 515	52 791	52 678	56 251	83 865	316 525	314 087	336 081

Table 2. Schedule A Commodity by Country of Origin,
Customs Value, F.a.s. and C.i.f.—Continued

(For information on coverage, definitions of Customs, f.a.s., and c.i.f. values, see Explanation of Statistics. Shipments valued less than \$251 are shown only under Schedule A commodity number 990.0000 and excluded from all other commodities. OTH CTY represents total for countries averaging under \$1,000 per month based on Customs Value)

Country of origin	Schedule A commodity number, description and unit of quantity							
	Current month				Cumulative, January to date			
	Net quantity	Value (dollars)			Net quantity	Value (dollars)		
Customs		F.a.s.	C.i.f.	Customs		F.a.s.	C.i.f.	
6539700	FABRICS OF VEGETABLE TEXTILE FIBERS EXCEPT COTTON AND JUTE							
CANADA.....	-	213 410	214 306	214 306	-	415 339	416 801	416 827
MEXICO.....	-	46 020	46 020	47 982	-	227 251	225 364	237 387
BRAZIL.....	-	99 686	99 686	105 781	-	667 270	665 234	699 828
SWEDEN.....	-	14 220	14 220	14 899	-	16 380	16 380	17 408
U KING.....	-	196 266	186 514	199 189	-	1 063 721	1 005 783	1 082 349
IRELAND.....	-	26 390	26 390	26 950	-	67 703	67 740	69 720
NETHLDs.....	-	68 338	68 338	71 624	-	121 289	120 586	127 321
BELGIUM.....	-	638 537	624 137	651 730	-	3 091 760	3 039 386	3 170 281
FRANCE.....	-	4 934	4 934	5 230	-	71 284	70 885	75 237
W GERM.....	-	18 282	18 282	19 403	-	69 699	69 776	74 462
CZECHO.....	-	74 956	74 055	78 883	-	273 428	272 072	291 288
HUNGARY.....	-	2 057	2 057	2 385	-	23 227	23 227	28 764
SWITZLD.....	-	25 984	25 984	27 165	-	77 966	78 244	82 972
POLAND.....	-	172 360	175 070	184 812	-	1 272 651	1 276 177	1 353 051
ITALY.....	-	46 991	48 239	51 398	-	413 607	414 860	444 796
INDIA.....	-	-	-	-	-	6 006	6 006	7 115
PHIL R.....	-	-	-	-	-	9 248	9 248	13 930
KOR REP.....	-	-	-	-	-	12 068	10 973	13 313
JAPAN.....	-	4 378	4 378	4 934	-	36 331	35 989	38 634
OTH CTY.....	-	3 899	3 899	4 086	-	17 861	17 861	20 325
TOTAL.....	-	1 656 708	1 636 509	1 710 757	-	7 954 089	7 842 592	8 265 008
6539800	FABRICS, WOVEN OF TEXTILE MATERIALS NES							
CANADA.....	-	51 062	51 821	51 988	-	231 053	233 992	234 292
MEXICO.....	-	13 407	13 407	13 407	-	71 343	71 343	71 343
NORWAY.....	-	-	-	-	-	10 780	10 780	10 780
U KING.....	-	23 943	23 965	25 598	-	221 390	221 424	234 130
NETHLDs.....	-	-	-	-	-	7 729	7 729	7 958
FRANCE.....	-	7 475	7 475	7 838	-	34 291	34 378	37 031
CZECHO.....	-	-	-	-	-	16 885	16 885	18 489
SPAIN.....	-	16 374	16 374	17 163	-	118 896	114 774	120 773
JAPAN.....	-	75 129	75 679	79 232	-	357 517	357 805	374 019
OTH CTY.....	-	1 386	1 386	1 410	-	5 007	5 007	5 214
TOTAL.....	-	188 776	190 107	196 636	-	1 074 891	1 074 117	1 114 029
6540110	FABRICS, NARROW OF JUTE, WEBBING (LB)							
INDIA.....	154 421	60 857	66 257	75 658	699 032	289 758	305 968	346 532
BNGLOSH.....	36 276	14 277	14 277	16 749	71 700	28 922	28 922	34 055
OTH CTY.....	-	-	-	-	204	684	684	773
TOTAL.....	190 697	75 134	80 534	92 407	770 936	319 364	335 574	381 360
6540130	FABRICS, NARROW OF COTTON, ZIPPER TAPES (LB)							
JAPAN.....	-	-	-	-	5 399	13 104	13 104	15 555
OTH CTY.....	-	-	-	-	178	1 463	1 509	1 564
TOTAL.....	-	-	-	-	5 577	14 567	14 613	17 119
6540150	FABRICS, NARROW OF COTTON NES (LB)							
CANADA.....	694	3 259	3 288	3 303	5 444	16 375	16 473	16 506
U KING.....	495	3 168	3 168	3 303	2 894	22 057	22 057	23 227
FRANCE.....	306	4 443	4 443	4 789	4 267	29 606	29 547	31 339
W GERM.....	7 152	83 039	83 007	89 166	24 777	283 419	282 035	301 266
ITALY.....	-	-	-	-	1 884	7 067	7 067	8 101
INDIA.....	-	-	-	-	36 571	45 852	45 852	50 385
HG KONG.....	81 623	95 660	95 660	100 285	671 922	844 518	843 828	876 100
JAPAN.....	-	-	-	-	6 012	21 760	21 740	23 867
OTH CTY.....	185	1 185	1 185	1 315	1 076	7 587	7 589	8 622
TOTAL.....	90 455	190 754	190 751	202 156	754 847	1 278 241	1 276 188	1 339 413
6540170	FABRICS, NARROW OF MAN-MADE FIBERS PILE RIBBONS (LB)							
FRANCE.....	26	442	442	471	1 393	17 652	17 652	18 779
W GERM.....	77	974	974	1 062	1 048	14 451	14 451	16 055
SWITZLD.....	1 965	26 650	26 650	29 678	13 334	204 329	199 590	215 500
SPAIN.....	-	-	-	-	895	6 490	6 490	7 031
ITALY.....	-	-	-	-	4 040	34 930	34 929	37 310
OTH CTY.....	-	-	-	-	517	4 948	4 948	5 320
TOTAL.....	2 068	28 066	28 066	31 211	21 227	282 800	278 060	299 995
6540190	FABRICS, NARROW OF TEXTILE MATERIALS NES (LB)							
CANADA.....	143	1 854	1 874	1 898	22 826	37 308	37 602	37 690
U KING.....	1 622	18 675	18 688	20 607	7 194	76 328	76 340	83 102
FRANCE.....	2 190	37 636	37 482	39 180	4 927	98 332	98 178	103 291
W GERM.....	937	7 686	7 673	8 542	6 872	41 878	41 908	45 663
SWITZLD.....	142	3 281	3 281	3 443	1 781	41 248	41 248	43 272
ITALY.....	412	2 709	2 709	2 790	1 602	24 233	24 233	25 671
JAPAN.....	16 749	122 873	123 142	128 225	85 338	665 026	665 809	686 800
OTH CTY.....	282	1 883	1 883	1 960	1 458	10 537	10 540	11 979
TOTAL.....	22 477	196 597	196 732	206 645	131 998	994 890	995 858	1 037 468
6540200	LABELS WOVEN, BADGES ETC NOT EMBROIDERED (LB)							
SPAIN.....	-	-	-	-	915	5 171	5 561	5 711
HG KONG.....	216	2 193	2 193	2 379	1 187	11 444	11 444	12 457

Table 2. Schedule A Commodity by Country of Origin,
Customs Value, F.a.s. and C.i.f.—Continued

(For information on coverage, definitions of Customs, f.a.s., and c.i.f. values, see Explanation of Statistics. Shipments valued less than \$251 are shown only under Schedule A commodity number 990,000 and excluded from all other commodities. OTH CTY represents total for countries averaging under \$1,000 per month based on Customs Value)

Country of origin	Schedule A commodity number, description and unit of quantity							
	Current month				Cumulative, January to date			
	Net quantity	Value (dollars)			Net quantity	Value (dollars)		
Customs		F.a.s.	C.i.f.	Customs		F.a.s.	C.i.f.	
CHINA T.....	2 695	13 542	13 542	14 417	15 246	88 998	88 646	95 177
JAPAN.....	15 390	102 524	102 705	109 161	96 135	644 668	643 498	674 993
OTH CTY.....	73	1 228	1 252	1 265	1 963	14 786	14 867	15 515
TOTAL.....	18 374	119 487	119 692	127 222	115 446	765 067	764 016	803 853
6540320	REGALIA FOR THE USE OF RELIGIOUS OR PUBLIC INSTITUTIONS							
CANADA.....	-	38 202	38 350	38 770	-	432 086	433 943	435 881
U KING.....	-	2 031	2 031	2 143	-	63 149	63 149	65 229
NETHLDs.....	-	1 590	1 590	1 623	-	22 523	22 559	23 066
BELGIUM.....	-	18 187	18 187	19 769	-	85 352	85 352	90 706
SPAIN.....	-	10 412	10 412	11 134	-	35 401	35 401	38 016
PORTUGL.....	-	-	-	-	-	7 420	7 420	7 680
ITALY.....	-	7 556	7 556	8 118	-	21 802	21 802	23 405
ISRAEL.....	-	-	-	-	-	18 478	18 478	19 984
OTH CTY.....	-	763	763	796	-	9 212	9 212	9 737
TOTAL.....	-	78 741	78 889	82 353	-	695 423	697 316	713 704
6540340	TRIMMINGS, TAPES ETC NOT ELASTIC NES (LB)							
CANADA.....	2 891	6 904	6 966	6 966	32 843	76 315	76 731	76 857
MEXICO.....	800	3 949	4 001	4 001	1 517	7 658	7 752	7 752
HAITI.....	199	2 671	2 671	2 771	1 851	13 858	13 859	14 372
NORWAY.....	-	-	-	-	51 993	42 110	42 140	44 963
U KING.....	5 275	15 989	15 989	16 575	33 842	97 354	97 354	102 982
RELGIUM.....	66	606	606	746	433	6 661	6 661	7 281
FRANCE.....	2 422	15 281	15 281	16 136	10 259	103 249	103 383	109 450
W GERM.....	2 547	11 237	11 237	12 073	12 944	58 466	58 467	62 297
AUSTRIA.....	1 458	5 634	5 634	5 731	9 010	34 579	34 579	35 312
SWITZLD.....	1 665	20 155	20 155	21 142	16 960	146 275	146 256	152 017
SPAIN.....	-	-	-	-	2 108	11 989	11 989	12 580
PORTUGL.....	-	-	-	-	46 460	30 092	29 861	32 417
ITALY.....	1 609	12 204	12 204	13 620	7 719	64 760	64 820	69 822
INDIA.....	624	1 000	1 000	1 127	4 677	9 091	9 091	10 882
PAKISTN.....	-	-	-	-	4 800	9 793	9 793	11 234
KOR REP.....	-	-	-	-	22 522	18 764	18 764	21 087
HG KONG.....	1 881	5 274	5 274	5 479	6 122	15 207	15 207	16 251
CHINA T.....	1 781	8 857	8 857	9 631	4 822	21 047	21 047	22 456
JAPAN.....	6 180	16 973	16 977	18 033	84 216	198 652	198 465	211 164
OTH CTY.....	460	2 213	2 213	2 452	2 178	8 107	7 129	7 860
TOTAL.....	29 858	128 947	129 085	136 483	356 276	974 027	973 348	1 029 036
6540400	TULLE AND OTHER NET FABRICS, PLAIN (LB)							
U KING.....	2 930	20 727	20 587	21 478	16 590	134 119	133 926	142 902
IRELAND.....	4 859	9 336	9 336	12 201	13 029	24 141	24 141	29 897
NETHLDs.....	-	-	-	-	2 515	12 589	11 641	13 953
FRANCE.....	806	10 443	10 443	11 117	3 509	45 001	46 792	49 317
W GERM.....	-	-	-	-	2 748	27 953	27 953	29 828
SWITZLD.....	212	1 798	1 798	1 947	378	5 222	5 085	5 391
SPAIN.....	-	-	-	-	5 891	19 717	19 717	20 524
ITALY.....	14 624	39 121	37 602	41 970	28 017	146 869	143 534	156 873
JAPAN.....	-	-	-	-	9 744	19 050	19 435	20 901
OTH CTY.....	-	-	-	-	1 521	2 275	2 275	2 542
TOTAL.....	23 431	81 425	79 766	88 713	83 942	436 936	434 499	472 128
6540810	LACE, MAN-MADE FIBER LEAVERS MACHINE (LB)							
U KING.....	674	11 816	11 816	12 820	3 026	46 969	47 001	50 334
FRANCE.....	254	8 000	8 025	8 575	2 459	69 262	69 760	74 228
TOTAL.....	928	19 816	19 841	21 395	5 485	116 231	116 761	124 562
6540820	LACE, COTTON, LEAVERS MACHINE (LB)							
U KING.....	1 193	13 966	15 345	16 975	3 292	38 458	40 280	42 905
FRANCE.....	2 108	51 511	53 128	55 530	12 710	284 491	292 071	305 511
PHIL R.....	1 512	23 753	23 753	32 790	6 599	94 046	94 046	126 766
TOTAL.....	4 813	89 230	92 226	105 295	22 601	416 995	426 397	475 182
6540830	LACE OF TEXTILE MATERIALS NES LEAVERS MACHINE MADE (LB)							
FRANCE.....	20	1 420	1 420	1 500	214	11 739	11 823	12 373
TOTAL.....	20	1 420	1 420	1 500	214	11 739	11 823	12 373
6540840	LACE, NETTING, VEILING, NES (LB)							
CANADA.....	463	1 739	1 748	1 748	6 401	15 673	15 746	15 746
SWEDEN.....	3 019	7 469	7 469	8 533	16 558	71 334	71 727	77 510
U KING.....	2 836	16 097	16 292	17 855	16 107	89 226	89 805	97 545
NETHLDs.....	-	-	-	-	1 835	8 675	8 675	9 250
FRANCE.....	824	14 385	14 379	15 653	3 833	70 914	71 123	76 102
W GERM.....	1 851	14 634	14 671	16 346	8 415	67 280	66 962	73 218
AUSTRIA.....	-	-	-	-	774	5 178	5 178	5 752
SWITZLD.....	155	2 434	2 441	2 626	1 674	14 357	14 542	15 535
SPAIN.....	1 700	20 680	20 680	21 775	1 700	20 680	20 680	21 775
ISRAEL.....	-	-	-	-	3 211	8 537	8 537	9 233
INDIA.....	-	-	-	-	584	5 476	2 738	3 249
OTH CTY.....	387	3 280	3 280	3 298	1 201	8 894	8 894	9 520
TOTAL.....	11 235	80 718	80 960	87 834	62 293	386 224	384 607	410 435

Table 2. Schedule A Commodity by Country of Origin, Customs Value, F.a.s. and C.i.f.—Continued

(For information on coverage, definitions of Customs, f.a.s., and c.i.f. values, see Explanation of Statistics. Shipments valued less than \$251 are shown only under Schedule A commodity number 990.0000 and excluded from all other commodities. OTH CTY represents total for countries averaging under \$1,000 per month based on Customs Value)

Country of origin	Schedule A commodity number, description and unit of quantity							
	Current month				Cumulative, January to date			
	Net quantity	Value (dollars)			Net quantity	Value (dollars)		
Customs		F.a.s.	C.i.f.	Customs		F.a.s.	C.i.f.	
6540850	FABRICS AND MOTIFS, ORNAMENTED, NES							
HAITI.....	-	11 416	11 416	12 051	-	65 898	65 965	68 702
FRANCE.....	-	2 037	2 037	2 112	-	39 127	39 358	42 655
W GERM.....	-	442	442	473	-	10 206	10 281	10 584
AUSTRIA.....	-	-	-	-	-	6 531	6 535	6 931
SWITZLD.....	-	9 893	9 893	10 452	-	29 229	29 238	31 047
ITALY.....	-	-	-	-	-	7 781	7 631	8 275
INDIA.....	-	130 319	130 166	140 317	-	586 907	585 324	637 944
PAKISTN.....	-	642	642	660	-	6 454	6 454	6 686
JAPAN.....	-	6 793	6 803	6 956	-	50 696	50 709	52 050
OTH CTY.....	-	3 251	3 251	3 590	-	17 911	18 054	19 292
TOTAL.....	-	164 793	164 650	176 611	-	820 740	819 549	884 256
6551000	FELTS AND FELT ARTICLES NES							
CANADA.....	-	-	-	-	-	8 459	8 689	8 726
SWEDEN.....	-	-	-	-	-	11 840	11 840	13 917
U KING.....	-	2 401	2 401	2 911	-	6 093	6 037	7 227
FRANCE.....	-	930	930	947	-	127 245	127 245	136 787
W GERM.....	-	2 571	2 571	2 669	-	38 533	38 335	40 043
PORTUGL.....	-	-	-	-	-	25 825	25 643	27 137
JAPAN.....	-	-	-	-	-	16 563	16 563	19 622
MADEIRA.....	-	5 538	5 538	5 948	-	12 426	12 402	13 432
OTH CTY.....	-	3 980	3 980	4 319	-	9 164	9 164	10 284
TOTAL.....	-	15 420	15 420	16 794	-	256 148	255 918	277 175
6552020	FABRIC ELASTIC NOT BRAIDED MAN-MD FIBER (LB)							
FRANCE.....	370	1 562	1 562	1 891	5 774	21 428	20 992	23 240
ITALY.....	6 558	16 956	16 956	17 825	61 695	165 686	165 686	173 319
JAPAN.....	1 672	3 964	3 964	4 145	14 091	28 092	28 092	29 764
OTH CTY.....	142	683	685	665	1 925	9 952	9 973	12 219
TOTAL.....	8 742	23 165	23 167	24 546	83 485	225 158	224 743	238 542
6552040	FABRIC & BRAID ELASTIC NES MAN-MD FIBER (LB)							
HG KONG.....	1 920	2 182	2 182	2 438	5 170	5 592	5 592	6 279
JAPAN.....	29 685	33 633	32 733	36 397	148 619	159 210	158 374	174 625
OTH CTY.....	95	684	684	696	1 193	3 324	3 324	3 491
TOTAL.....	31 700	36 499	35 599	39 531	154 982	168 126	167 290	184 395
6552060	FABRIC & TRIMMING ELASTIC NES NOT KNIT (LB)							
FRANCE.....	2 185	5 781	5 831	6 319	4 842	15 132	15 232	17 019
ITALY.....	1 235	2 822	2 822	2 947	6 250	12 247	12 247	12 723
OTH CTY.....	109	620	620	690	2 250	12 416	12 418	14 299
TOTAL.....	3 529	9 223	9 273	9 956	13 342	39 795	39 897	44 041
6554100	FABRIC BONDED FIBRE & ARTCLS THEREOF NES							
CANADA.....	-	151 658	153 595	154 368	-	752 622	757 849	762 961
ARGENT.....	-	-	-	-	-	14 118	14 218	14 218
SWEDEN.....	-	4 728	4 733	5 475	-	5 798	5 805	6 861
U KING.....	-	121 358	121 528	131 433	-	451 646	443 660	472 997
IRELAND.....	-	5 750	5 765	5 989	-	11 132	11 163	12 351
NETHLDs.....	-	50 788	48 636	50 716	-	179 724	170 920	180 884
BELGIUM.....	-	-	-	-	-	9 977	9 977	11 256
FRANCE.....	-	38 753	39 857	41 823	-	218 944	220 342	230 340
W GERM.....	-	546 770	546 789	569 966	-	1 487 413	1 484 642	1 554 677
AUSTRIA.....	-	3 939	3 939	4 277	-	95 325	95 325	103 849
SWITZLD.....	-	28 139	28 640	30 177	-	125 050	125 559	132 839
SPAIN.....	-	30 259	30 259	31 644	-	30 259	30 259	31 644
ITALY.....	-	272 148	272 203	286 706	-	1 409 069	1 412 430	1 505 027
GREECE.....	-	-	-	-	-	13 864	13 864	15 446
INDIA.....	-	26 031	26 031	31 971	-	200 867	200 867	244 690
KOR REP.....	-	-	-	-	-	10 070	10 070	10 748
HG KONG.....	-	5 098	5 359	5 996	-	16 101	16 351	18 049
CHINA T.....	-	306 371	306 371	327 662	-	855 177	853 928	909 867
JAPAN.....	-	226 548	225 817	247 322	-	836 192	836 048	911 547
OTH CTY.....	-	1 585	1 585	1 738	-	11 877	11 877	14 017
TOTAL.....	-	1 819 923	1 821 107	1 927 263	-	6 735 225	6 725 154	7 144 268
6554200	FABRICS TEXTILE COATED WITH GUM OR AMYLACEOUS SUBSTANCES ETC (SYD)							
U KING.....	35 489	62 816	62 816	64 028	80 675	135 365	135 365	138 771
BELGIUM.....	2 184	7 912	7 912	8 209	4 021	14 146	14 146	14 651
OTH CTY.....	115	2 778	2 778	3 566	498	4 073	4 073	4 963
TOTAL.....	37 788	73 506	73 506	75 803	85 194	153 584	153 584	158 385
6554400	FABRIC TEXTILE COATED OR IMPREGNATED WITH OIL (SYD)							
OTH CTY.....	10	373	373	401	1 928	1 453	1 461	1 626
TOTAL.....	10	373	373	401	1 928	1 453	1 461	1 626
6554620	FABRIC COTTON WOVEN INCLUDING LAMINATED NSPF (LB)							
CANADA.....	-	-	-	-	6 945	14 830	14 963	14 963
U KING.....	895	5 786	5 786	6 064	895	5 786	5 786	6 064
W GERM.....	176	3 419	3 419	3 628	5 285	14 894	14 894	16 357

Table 2. Schedule A Commodity by Country of Origin,
Customs Value, F.a.s. and C.i.f.—Continued

(For information on coverage, definitions of Customs, f.a.s., and c.i.f. values, see Explanation of Statistics. Shipments valued less than \$251 are shown only under Schedule A commodity number 990.0000 and excluded from all other commodities. OTH CTY represents total for countries averaging under \$1,000 per month based on Customs Value)

Country of origin	Schedule A commodity number, description and unit of quantity							
	Current month				Cumulative, January to date			
	Net quantity	Value (dollars)			Net quantity	Value (dollars)		
Customs		F.a.s.	C.i.f.	Customs		F.a.s.	C.i.f.	
INDIA.....	1 694	7 590	7 590	9 201	13 368	65 188	65 188	72 413
OTH CTY.....	1 748	5 724	5 724	6 230	2 407	11 757	11 757	12 684
TOTAL.....	4 513	22 519	22 519	25 123	28 900	112 455	112 588	122 481
6554640	FABRIC TEXTILE NES COATED OR IMPREGNATED NES							
CANADA.....	-	11 556	11 872	11 872	-	114 683	116 122	116 122
U KING.....	-	28 531	28 531	29 425	-	133 437	131 727	138 502
IRELAND.....	-	3 490	3 490	3 954	-	8 616	8 451	9 083
BELGIUM.....	-	-	-	-	-	12 287	12 051	12 402
FRANCE.....	-	2 955	2 955	3 333	-	51 849	51 361	54 633
W GERM.....	-	149 927	149 927	158 678	-	156 824	156 841	166 216
SPAIN.....	-	-	-	-	-	10 229	10 229	10 973
ITALY.....	-	709	709	732	-	9 431	9 431	10 343
INDIA.....	-	1 933	1 933	2 033	-	18 088	18 088	20 048
JAPAN.....	-	134 717	134 717	142 024	-	692 235	692 235	743 399
OTH CTY.....	-	2 000	2 000	2 110	-	12 506	12 121	13 462
TOTAL.....	-	335 818	336 134	354 161	-	1 220 185	1 218 657	1 295 183
6554710	FABRIC COTTON IMPREGNATED WITH CELLULOSE ETC & COT RUBBERIZED FAB NOT KNIT OR CROCHETED (SYD)							
CANADA.....	161 044	187 209	189 406	189 193	796 552	1 044 429	1 052 617	1 053 224
COLOMB.....	118 077	92 204	92 204	99 533	346 046	280 053	280 053	302 803
FINLAND.....	697	2 203	2 203	2 263	15 509	37 261	37 261	38 157
U KING.....	-	-	-	-	27 625	17 482	17 482	18 575
NETHLDs.....	4 812	5 865	5 865	6 591	13 241	16 421	17 048	18 527
FRANCE.....	129 891	274 715	274 097	282 228	587 343	1 230 418	1 229 504	1 266 789
W GERM.....	107 080	259 831	259 837	270 833	596 312	1 286 514	1 286 520	1 345 377
SPAIN.....	14 388	25 963	25 963	27 049	87 964	152 183	152 183	159 994
ITALY.....	104 416	259 990	259 112	300 055	284 159	579 553	581 886	663 522
JAPAN.....	63 658	91 255	91 282	100 682	124 061	263 013	262 947	295 930
OTH CTY.....	674	1 397	1 397	2 021	2 765	7 643	7 643	8 790
TOTAL.....	704 737	1 200 632	1 201 366	1 280 448	2 881 577	4 914 970	4 925 144	5 171 688
6554720	FABRIC TEXTILE NES IMPREGNATED OR COATED WITH CELLULOSE & OTHER RUBBERIZED FAB NOT KNIT (SYD)							
CANADA.....	140 751	171 885	178 075	178 264	638 249	861 560	870 751	871 370
COLOMB.....	126 688	98 008	98 008	106 385	394 412	313 570	313 570	339 965
NORWAY.....	-	-	-	-	62 393	18 672	18 672	19 542
U KING.....	5 949	37 978	37 978	39 595	31 704	227 360	227 413	235 013
BELGIUM.....	2 674	8 397	8 687	9 628	10 257	24 520	24 810	27 726
FRANCE.....	2 189	8 473	8 473	8 799	3 403	11 938	11 945	12 956
W GERM.....	114 259	149 470	149 470	159 168	427 133	537 789	537 789	573 850
SPAIN.....	-	-	-	-	17 590	26 632	27 262	30 173
ITALY.....	2 140	4 092	4 092	4 946	5 732	12 858	12 858	15 688
KOR REP.....	-	-	-	-	2 989	12 556	12 556	12 868
CHINA T.....	416 360	222 321	222 321	240 049	1 310 420	726 845	726 875	794 619
JAPAN.....	240 073	353 189	354 887	376 488	4 004 744	2 227 536	2 226 585	2 396 805
OTH CTY.....	355	1 499	1 499	1 685	3 627	9 952	9 962	10 832
TOTAL.....	1 051 438	1 055 312	1 063 490	1 125 007	6 912 653	5 011 788	5 021 048	5 341 407
6556110	TWINE, BINDER AND BALER, HARD VEGETABLE FIBER, NOT STRANDED (LB)							
CANADA.....	126 860	99 482	101 378	101 378	302 910	278 132	280 968	280 968
MEXICO.....	3 652 345	2 295 454	2 295 498	2 362 430	25 578 664	16 017 881	15 980 895	16 276 147
HAITI.....	1 099 950	414 935	414 935	433 547	8 634 709	4 660 289	4 660 895	4 858 792
VENEZ.....	272 157	128 373	128 373	135 081	941 001	435 538	434 538	461 557
BRAZIL.....	6 173 922	3 274 674	3 274 815	3 466 979	32 609 524	17 489 562	17 489 424	18 485 972
DENMARK.....	267 850	11 267	11 267	12 050	4 944 967	2 569 255	2 569 255	2 734 834
U KING.....	-	-	-	-	8 527	6 017	6 017	7 571
IRELAND.....	-	-	-	-	79 740	49 480	49 525	52 095
NETHLDs.....	380 550	217 186	217 186	229 186	5 941 984	3 771 642	3 774 116	3 994 898
BELGIUM.....	3 440 514	2 086 492	2 085 502	2 227 781	17 834 995	11 021 981	11 023 353	11 741 502
W GERM.....	41 800	28 926	28 926	30 250	137 480	96 285	96 285	100 515
SPAIN.....	310 282	152 489	152 489	172 623	608 583	301 429	301 429	340 902
PORTUGL.....	1 132 609	614 051	614 051	659 142	22 319 864	12 068 503	12 058 503	12 841 066
CHINA T.....	15 000	6 375	6 375	7 712	15 000	6 375	6 375	7 712
KENYA.....	257 191	127 367	127 367	139 726	268 985	129 031	129 031	141 390
TANZANIA.....	1 513 632	764 032	764 032	830 406	6 419 125	3 318 002	3 318 054	3 607 907
MOZAMB.....	1 082 886	344 807	344 907	395 804	1 166 886	391 763	392 163	443 060
REP SAF.....	2 647 930	1 022 125	1 022 125	1 111 045	6 023 464	3 068 799	3 118 799	3 380 911
OTH CTY.....	-	-	-	-	2 205	1 001	1 001	1 150
TOTAL.....	22 415 478	11 588 035	11 589 226	12 315 140	133 838 613	75 689 965	75 690 644	79 758 949
6556130	CORDAGE, HARD VEGETABLE FIBER, NOT OF STRANDED CONSTRUCTION NES (LB)							
MEXICO.....	500 536	210 784	207 083	216 538	7 253 443	3 182 965	3 137 741	3 259 591
COLOMB.....	215 837	56 069	56 069	66 699	820 310	209 578	209 113	243 546
VENEZ.....	636	299	299	334	167 591	69 694	69 694	73 776
BRAZIL.....	26 495	10 524	10 524	11 293	26 495	10 524	10 524	11 293
PORTUGL.....	-	-	-	-	1 533 380	898 847	898 847	966 543
PHIL R.....	1 962	580	580	714	87 648	39 404	39 404	44 192
CHINA T.....	28 382	21 817	22 722	26 182	47 581	34 155	35 060	40 335
OTH CTY.....	-	-	-	-	21 125	9 731	9 731	10 922
TOTAL.....	773 848	300 073	297 277	321 760	9 957 573	4 454 898	4 410 114	4 650 198
6556150	CORDAGE, HARD LEAF VEGETABLE FIBER NES, STRANDED (LB)							
MEXICO.....	337 744	144 688	140 062	144 853	2 108 601	894 400	865 737	911 093
COLOMB.....	-	-	-	-	33 426	8 684	8 684	10 008

Table 2. Schedule A Commodity by Country of Origin,
Customs Value, F.a.s. and C.i.f.—Continued

(For information on coverage, definitions of Customs, f.a.s., and c.i.f. values, see Explanation of Statistics. Shipments valued less than \$251 are shown only under Schedule A commodity number 990.0000 and excluded from all other commodities. OTH CTY represents total for countries averaging under \$1,000 per month based on Customs Value)

Country of origin	Schedule A commodity number, description and unit of quantity							
	Current month				Cumulative, January to date			
	Net quantity	Value (dollars)			Net quantity	Value (dollars)		
Customs		F.a.s.	C.i.f.	Customs		F.a.s.	C.i.f.	
VENEZ.....	22 544	8 943	8 943	10 179	415 972	158 087	158 087	168 732
BRAZIL.....	36 167	14 543	14 543	15 597	36 167	14 543	14 543	15 597
U KING.....	-	-	-	-	50 471	40 680	40 680	43 114
IRELAND.....	40 226	33 897	33 897	35 984	94 247	85 804	85 804	92 562
BELGIUM.....	-	-	-	-	6 528	8 416	8 416	8 922
PORTUGL.....	-	-	-	-	39 174	16 736	18 513	20 321
PHIL R.....	909 444	468 670	466 041	526 072	4 447 986	2 404 434	2 404 546	2 673 633
KOR REP.....	-	-	-	-	14 827	5 898	5 896	7 428
CHINA T.....	84 939	33 817	33 817	39 868	365 311	159 267	160 471	186 190
REP SAF.....	-	-	-	-	23 629	15 652	15 652	15 978
OTH CTY.....	1 100	351	354	422	4 028	2 327	2 330	2 503
TOTAL.....	1 432 164	704 909	697 657	772 975	7 640 367	3 816 928	3 789 359	4 156 081
6556170	CORDAGE, JUTE							(LB)
PERU.....	22 046	6 485	6 485	7 366	70 489	20 751	20 751	23 573
BELGIUM.....	34 921	22 893	22 893	25 756	80 242	49 320	49 320	55 740
PORTUGL.....	128 631	53 485	53 379	59 530	769 799	308 293	307 680	353 113
INDIA.....	111 503	29 531	29 531	38 865	466 504	116 678	116 878	157 445
BNGLOSH.....	173 639	45 970	45 940	55 786	248 751	58 454	58 424	71 947
THAILND.....	57 218	18 050	18 417	22 656	254 293	71 434	71 994	89 083
CHINA T.....	284 349	242 127	242 716	283 246	1 236 263	1 070 617	1 085 951	1 252 918
JAPAN.....	10 098	8 527	8 635	10 140	107 720	88 901	88 871	104 392
REP SAF.....	19 486	6 769	6 769	7 938	68 347	21 372	21 372	24 850
OTH CTY.....	8 735	3 850	3 850	4 453	12 037	5 660	5 660	6 700
TOTAL.....	850 626	437 687	438 615	515 736	3 314 445	1 811 680	1 826 901	2 139 761
6556190	CORDAGE, TEXTILE FIBER NES, LACINGS, TEXTILE & OAKUM INCLUDING TWISTED JUTE PACKING							(LB)
CANADA.....	2 190	1 933	1 968	1 968	40 819	57 327	57 681	57 694
VENEZ.....	18 335	5 500	5 500	6 600	24 176	13 778	13 778	16 246
NORWAY.....	2 500	1 736	1 736	1 952	7 800	5 345	5 350	5 974
U KING.....	150 218	61 596	61 596	70 117	316 774	202 666	206 031	225 920
IRELAND.....	200	757	757	790	185 948	156 429	156 429	171 538
NETHLS.....	89 280	62 516	62 516	67 704	364 688	220 289	218 360	231 322
BELGIUM.....	303 733	232 608	232 608	251 528	557 198	428 596	428 596	463 022
FRANCE.....	-	-	-	-	1 163	5 700	5 700	6 503
W GERM.....	196	569	569	845	30 586	50 832	50 831	54 163
AUSTRIA.....	1 543	4 841	4 841	5 214	17 310	19 369	19 372	21 337
PORTUGL.....	-	-	-	-	322 418	280 276	280 016	296 023
ITALY.....	11 350	11 691	11 691	11 814	91 858	94 322	94 323	100 108
INDIA.....	-	-	-	-	181 019	40 823	40 823	49 354
PHIL R.....	-	-	-	-	21 413	18 372	18 318	19 801
KOR REP.....	-	-	-	-	17 149	15 998	15 998	17 735
HG KONG.....	16 137	23 162	23 162	24 924	61 713	96 331	96 531	103 646
CHINA T.....	5 707	3 862	3 862	4 444	19 519	15 323	15 323	17 065
JAPAN.....	121 524	104 127	104 109	115 584	586 775	556 524	556 524	614 707
OTH CTY.....	-	-	-	-	2 097	2 130	2 123	2 420
TOTAL.....	722 913	514 898	514 915	563 484	2 850 423	2 280 430	2 282 105	2 474 578
6556200	NETS AND NETTING OF CORDAGE ETC							(LB)
CANADA.....	11 577	18 637	18 655	18 655	17 472	38 504	38 733	38 744
MEXICO.....	25 370	58 695	58 695	58 695	26 146	60 672	60 672	60 672
DENMARK.....	-	-	-	-	1 231	5 194	5 194	6 285
W GERM.....	2 595	5 271	5 271	6 324	3 664	7 545	7 545	8 951
PORTUGL.....	-	-	-	-	12 469	24 465	24 495	25 825
KOR REP.....	5 212	10 183	10 183	10 922	49 769	119 325	119 325	127 498
CHINA T.....	17 715	35 813	35 813	36 682	29 720	60 116	60 116	61 914
JAPAN.....	57 286	223 782	225 794	234 121	280 238	1 007 607	1 011 935	1 048 832
OTH CTY.....	-	-	-	-	5 497	14 521	14 444	15 535
TOTAL.....	119 755	352 381	354 411	365 399	426 206	1 337 949	1 342 459	1 394 256
6557210	HAT BODIES PALM LEAF NOT SEWED NOT BLOCKED NOT TRIMMED NOT BLEACHED NOT COLORED							(NO)
MEXICO.....	208 890	17 598	18 791	19 151	1 405 894	134 346	141 230	146 544
HAITI.....	17 280	4 084	4 084	4 838	55 692	11 985	11 985	13 378
S VETNM.....	35 100	5 558	5 558	6 766	47 100	7 658	7 658	9 389
INDNSIA.....	43 201	8 605	8 605	11 696	682 201	56 819	56 819	79 434
PHIL R.....	10 440	9 968	9 998	10 561	32 328	42 086	42 116	43 792
CHINA M.....	-	-	-	-	268 992	77 860	80 891	85 744
CHINA T.....	-	-	-	-	8 100	5 963	5 963	6 213
OTH CTY.....	39 000	6 310	6 310	7 847	47 240	7 546	7 546	9 317
TOTAL.....	353 911	52 123	53 346	60 859	2 547 547	344 263	354 208	393 811
6557230	HAT BODIES PAPER NOT SEWED NOT BLOCKED NOT TRIMMED BUT BLEACHED OR COLORED							(NO)
PHIL R.....	2 400	4 746	4 746	4 800	4 800	9 492	9 492	9 600
CHINA T.....	101 790	92 106	92 106	95 800	403 248	406 424	406 605	424 604
JAPAN.....	23 757	27 182	27 182	30 064	194 795	236 759	237 059	253 269
OTH CTY.....	-	-	-	-	13 140	3 625	3 625	3 861
TOTAL.....	127 947	124 034	124 034	130 664	615 983	656 300	656 781	691 334
6557250	HAT BODIES RAMIE NOT SEWED NOT BLOCKED NOT TRIMMED BUT BLEACHED OR COLORED							(NO)
ITALY.....	-	-	-	-	16 404	19 754	19 754	21 357
OTH CTY.....	-	-	-	-	7 908	5 433	5 433	5 886
TOTAL.....	-	-	-	-	24 312	25 187	25 187	27 243

Table 2. **Schedule A Commodity by Country of Origin, Customs Value, F.a.s. and C.i.f.—Continued**

(For information on coverage, definitions of Customs, f.a.s., and c.i.f. values, see Explanation of Statistics. Shipments valued less than \$251 are shown only under Schedule A commodity number 990.0000 and excluded from all other commodities. OTH CTY represents total for countries averaging under \$1,000 per month based on Customs Value)

Country of origin	Schedule A commodity number, description and unit of quantity							
	Current month				Cumulative, January to date			
	Net quantity	Value (dollars)			Net quantity	Value (dollars)		
Customs		F.a.s.	C.i.f.	Customs		F.a.s.	C.i.f.	
6557290	HAT BODIES NES							(NO)
COLOMB.....	2 400	2 766	2 766	3 028	20 636	24 748	24 768	27 625
ECUADOR.....	68 251	119 448	119 185	123 084	359 293	673 329	673 352	692 256
ITALY.....	864	1 114	1 202	1 430	25 596	40 435	41 070	45 448
S VETNM.....	-	-	-	-	27 600	5 306	5 306	6 586
PHIL R.....	60	533	533	859	67 224	96 965	97 545	101 818
CHINA M.....	379 400	126 664	126 533	137 088	2 898 681	882 969	876 896	952 064
HG KONG.....	-	-	-	-	108 875	31 308	31 211	34 930
CHINA T.....	43 256	45 280	45 280	46 831	253 784	240 051	240 051	250 895
JAPAN.....	2 226	4 638	4 638	4 792	29 725	48 595	48 639	51 036
OTH CTY.....	10 358	3 104	3 104	3 875	13 026	8 295	8 295	10 231
TOTAL.....	506 815	303 547	303 241	320 987	3 804 440	2 052 001	2 047 133	2 172 889
6558100	WADDING AND ARTICLES OF WADDING ETC							(LB)
CANADA.....	20 067	18 880	19 683	19 684	158 423	176 251	177 670	181 692
MEXICO.....	32 546	6 672	6 672	6 672	296 786	61 333	61 932	61 972
HAITI.....	63 793	14 857	14 857	17 683	304 483	63 479	62 634	73 561
SWEDEN.....	-	-	-	-	1 373	13 944	13 944	14 440
DENMARK.....	17 287	11 839	11 839	14 768	51 979	31 396	31 118	39 052
U KING.....	118 045	133 220	135 614	169 433	581 855	648 110	667 687	776 486
NETHLDs.....	524	1 727	1 727	1 809	6 316	23 098	23 098	25 767
BELGIUM.....	-	-	-	-	5 873	12 365	12 365	13 867
FRANCE.....	39 018	46 606	46 606	50 555	125 889	158 324	158 324	169 400
W GERM.....	30 803	106 088	106 141	110 782	140 013	428 067	428 372	453 536
AUSTRIA.....	-	-	-	-	17 916	27 543	27 543	30 701
ITALY.....	920	4 374	4 374	5 352	31 682	86 906	86 913	99 975
HG KONG.....	1 308	5 341	5 582	6 276	3 721	14 659	15 211	17 333
JAPAN.....	124 565	988 508	975 492	1 043 629	386 629	3 375 442	3 357 144	3 526 672
OTH CTY.....	1 414	3 300	3 300	3 797	2 145	5 467	5 522	6 552
TOTAL.....	450 290	1 341 412	1 331 887	1 450 440	2 115 083	5 126 384	5 129 477	5 491 056
6558200	WICKS, TEXTILE, TUBULAR KNITTED GAS MANTLE FABRICS A INCANDESCENT GAS MANTLES							(SYD)
BRAZIL.....	-	30 240	30 240	33 571	-	40 608	40 608	44 986
U KING.....	-	33 231	33 231	36 431	-	82 916	82 916	91 627
FRANCE.....	-	4 186	4 186	4 320	-	7 242	7 242	7 499
W GERM.....	-	13 693	12 495	13 313	-	13 693	12 495	13 313
AUSTRIA.....	-	1 484	1 484	1 590	-	16 500	16 500	17 340
MALTA.....	-	14 584	14 584	17 438	-	57 219	56 208	64 104
JAPAN.....	-	-	-	-	-	6 944	6 976	7 635
OTH CTY.....	-	-	-	-	-	4 559	4 703	4 925
TOTAL.....	-	97 418	96 220	106 663	-	229 681	227 648	251 429
6558320	FABRIC, SILK OR MANMADE FIBER, WOVEN, FOR STENCILING PURPOSES							(SYD)
FRANCE.....	1 493	3 711	3 711	3 981	12 081	37 816	37 816	39 820
SWITZLD.....	35 960	122 356	119 539	125 313	162 068	567 245	554 501	579 621
ITALY.....	49 783	122 780	122 780	126 949	263 486	572 884	572 205	591 314
JAPAN.....	21 592	76 439	76 439	81 625	213 783	448 025	450 570	466 101
OTH CTY.....	-	-	-	-	90	672	678	691
TOTAL.....	108 828	325 286	322 469	337 868	651 508	1 626 642	1 615 770	1 677 547
6558340	FABRICS AND ARTICLES TEXTILE NES, USED IN MACHINERY OR PLANT							(LB)
CANADA.....	7 423	71 914	72 438	72 438	24 059	204 972	201 689	205 715
SWEDEN.....	1 170	11 634	11 759	15 671	4 827	64 263	64 528	72 494
FINLAND.....	194	4 065	4 065	4 429	1 440	22 827	23 928	26 168
U KING.....	29 533	102 135	102 135	106 477	124 465	531 296	531 365	556 887
BELGIUM.....	3	343	343	352	924	11 311	11 311	11 667
FRANCE.....	25	4 361	4 361	4 612	1 536	17 785	17 785	19 972
W GERM.....	3 380	57 507	57 505	61 602	20 167	284 305	284 432	303 502
SWITZLD.....	4 010	88 352	88 153	90 873	19 753	399 223	395 716	410 577
ITALY.....	-	-	-	-	908	18 077	18 077	18 702
JAPAN.....	-	-	-	-	114 532	593 629	589 719	612 280
OTH CTY.....	201	973	1 029	1 029	680	4 328	3 823	3 823
TOTAL.....	45 939	341 284	341 788	357 483	313 291	2 152 016	2 142 373	2 241 787
6559100	TEXTILE HOSEPIPING AND SIMILAR TUBING							(LB)
CANADA.....	15 482	43 860	44 446	44 446	144 350	426 023	427 006	427 196
U KING.....	-	-	-	-	9 926	32 347	32 347	34 565
FRANCE.....	3 620	10 133	10 133	10 684	24 889	74 236	73 489	76 802
W GERM.....	65	275	275	275	3 125	10 532	10 532	10 882
AUSTRIA.....	-	-	-	-	9 035	34 463	34 463	35 723
OTH CTY.....	250	519	519	537	2 747	4 104	4 104	4 236
TOTAL.....	19 417	54 787	55 373	55 942	194 072	581 705	581 941	589 404
6559200	TRANSMISSION, CONVEYOR OR ELEVATOR BELTS OR BELTING OF TEXTILE MATERIALS							(LB)
CANADA.....	216	3 360	3 372	3 372	9 654	28 242	28 396	28 445
BRAZIL.....	-	-	-	-	245	9 890	9 890	10 202
U KING.....	1 869	6 415	6 415	6 715	4 025	19 786	19 561	21 058
FRANCE.....	71	3 119	3 119	3 369	821	28 706	28 706	29 579
W GERM.....	2 555	103 444	94 902	105 739	9 310	319 703	301 200	327 555
OTH CTY.....	-	-	-	-	139	4 773	4 773	4 996
TOTAL.....	4 711	116 338	107 808	119 195	24 194	411 100	392 526	421 835

Table 2. Schedule A Commodity by Country of Origin,
Customs Value, F.a.s. and C.i.f.—Continued

(For information on coverage, definitions of Customs, f.a.s., and c.i.f. values, see Explanation of Statistics. Shipments valued less than \$251 are shown only under Schedule A commodity number 990.0000 and excluded from all other commodities. OTH CTY represents total for countries averaging under \$1,000 per month based on Customs Value)

Country of origin	Schedule A commodity number, description and unit of quantity							
	Current month				Cumulative, January to date			
	Net quantity	Value (dollars)			Net quantity	Value (dollars)		
Customs		F.a.s.	C.i.f.	Customs		F.a.s.	C.i.f.	
6561000	BAGS AND SACKS OF TEXTILE MATERIALS							(LB)
CANADA.....	33 576	15 903	16 159	16 159	249 228	94 382	95 672	95 764
HONDURA.....	7 353	8 268	8 268	8 536	11 026	12 818	12 584	13 086
U KING.....	24 500	54 953	54 953	59 486	95 192	169 508	169 508	185 625
NETHLDS.....	-	-	-	-	32 937	9 682	9 628	10 790
W GERM.....	152	1 661	1 661	1 725	11 840	7 681	7 681	8 248
ITALY.....	76	292	292	314	1 928	9 948	9 948	11 337
INDIA.....	319 845	10 972	10 972	14 163	967 305	292 625	292 259	332 287
BNGLD SH.....	-	-	-	-	222 812	56 347	56 347	68 387
HG KONG.....	18 600	20 326	20 326	21 800	42 140	31 685	31 685	34 236
OTH CTY.....	80 155	6 938	6 938	7 203	181 538	19 660	19 660	20 700
TOTAL.....	484 257	119 313	119 569	129 386	1 815 946	704 336	704 972	780 460
6566100	BLANKETS AND TRAVELLING RUGS OF WOOL							(NO)
CANADA.....	-	-	-	-	2 804	24 918	25 201	25 306
MEXICO.....	26	338	345	345	1 038	8 385	8 455	8 687
PERU.....	232	3 171	3 171	3 448	1 301	16 155	16 155	17 659
U KING.....	3 919	49 706	49 399	52 542	12 311	201 586	201 492	217 024
SWITZLD.....	63	3 191	3 191	3 347	265	14 923	14 923	15 738
SPAIN.....	-	-	-	-	98	6 275	6 275	6 633
ITALY.....	-	-	-	-	454	12 366	12 412	13 275
AUSTRAL.....	493	7 616	7 616	8 725	836	16 327	16 327	18 700
OTH CTY.....	190	2 461	2 455	2 880	3 866	26 531	26 683	30 656
TOTAL.....	4 923	66 483	66 177	71 287	22 973	327 466	327 923	353 878
6566500	BLANKETS AND TRAVELLING RUGS NES							(LB)
BRAZIL.....	-	-	-	-	3 653	12 990	12 990	13 668
U KING.....	12 133	53 543	53 642	58 575	25 693	109 974	106 987	118 561
BELGIUM.....	-	-	-	-	2 025	7 648	7 648	8 112
W GERM.....	5 435	17 639	17 579	19 697	25 040	79 727	79 667	87 083
PORTUGL.....	442	2 121	2 121	2 357	4 504	24 922	24 923	27 646
ITALY.....	35	1 166	1 166	1 361	1 181	8 736	8 921	10 127
KOR REP.....	-	-	-	-	4 057	6 950	6 950	8 813
MOROC.....	100	443	443	531	1 895	5 962	5 962	7 784
OTH CTY.....	2 923	10 359	10 359	12 040	4 504	17 501	17 615	21 310
TOTAL.....	21 068	85 271	85 310	94 561	72 552	274 410	271 663	303 104
6569110	SHEETS & PILLOWCASES VEGETABLE FIBERS							(NO)
FINLAND.....	800	1 810	1 810	1 842	2 700	6 145	6 145	6 278
BELGIUM.....	-	-	-	-	775	6 487	6 487	6 943
FRANCE.....	195	5 462	5 462	5 719	3 091	47 493	47 369	48 977
W GERM.....	-	-	-	-	744	5 027	5 251	5 406
ITALY.....	72	1 289	1 289	1 379	397	6 846	6 869	7 328
INDIA.....	60 962	21 334	21 334	23 616	146 469	74 697	74 702	82 064
PHIL R.....	3 481	1 667	1 650	1 868	10 773	6 631	6 565	7 127
CHINA M.....	18 000	23 776	23 776	26 732	23 352	28 705	28 705	32 275
KOR REP.....	-	-	-	-	60 000	25 790	25 790	27 146
HG KONG.....	-	-	-	-	10 800	7 650	7 650	8 367
CHINA T.....	12 888	10 722	10 722	11 459	342 668	116 684	116 684	123 610
JAPAN.....	-	-	-	-	33 390	26 399	26 399	28 032
OTH CTY.....	13 318	6 916	6 916	7 466	18 274	26 756	26 469	28 324
TOTAL.....	109 716	72 976	72 959	80 081	653 433	385 310	385 085	412 077
6569120	BEDDING NES							(LB)
CANADA.....	50	866	866	866	1 287	7 507	7 677	7 677
MEXICO.....	4 767	5 028	5 058	5 155	9 100	10 703	10 773	11 104
PANAMA.....	-	-	-	-	26 707	43 523	43 523	47 262
HAITI.....	-	-	-	-	22 395	51 205	22 477	27 595
DENMARK.....	-	-	-	-	13 450	124 017	124 017	125 574
U KING.....	644	998	998	1 395	7 619	36 834	36 815	41 197
IRELAND.....	6 046	26 055	26 055	29 262	20 616	95 944	95 944	107 581
FRANCE.....	47	1 968	1 968	2 026	1 559	17 297	17 297	18 011
W GERM.....	672	7 619	7 619	8 447	21 365	250 828	250 828	259 210
CZECHO.....	-	-	-	-	14 890	13 693	13 693	15 000
SWITZLD.....	-	-	-	-	500	10 184	10 184	10 675
POLAND.....	-	-	-	-	182 143	181 179	181 179	196 750
SPAIN.....	20 186	35 509	35 407	38 452	190 167	295 303	295 211	317 658
PORTUGL.....	41	266	266	297	1 125	16 215	16 229	17 447
ITALY.....	9 526	33 811	33 812	36 995	49 905	144 122	144 014	159 398
ISRAEL.....	20 717	65 990	66 266	72 064	83 263	263 693	263 969	281 968
INDIA.....	92 984	170 702	170 951	184 467	601 449	1 096 297	1 099 600	1 196 023
PAKISTN.....	-	-	-	-	147 386	101 863	101 863	116 585
PHIL R.....	245	2 158	2 158	2 257	1 731	10 871	10 875	11 566
KOR REP.....	12 812	38 068	38 068	41 217	60 490	182 638	182 638	198 821
HG KONG.....	-	-	-	-	2 313	30 210	30 210	31 873
CHINA T.....	9 155	16 657	16 657	17 395	17 112	37 807	37 765	39 805
JAPAN.....	61 033	103 743	103 512	113 573	248 125	435 398	434 987	476 194
MADEIRA.....	434	10 576	10 434	10 927	778	18 808	18 308	19 230
OTH CTY.....	303	3 383	3 383	3 902	7 745	24 205	24 304	30 558
TOTAL.....	239 662	523 397	523 478	568 697	1 733 220	3 500 344	3 474 380	3 764 782
6569130	FURNISHINGS NES LACE							(LB)
SWEDEN.....	-	-	-	-	1 221	5 031	5 031	5 111
U KING.....	4 981	31 062	30 966	33 786	24 917	153 684	153 426	163 725

Table 2. **Schedule A Commodity by Country of Origin, Customs Value, F.a.s. and C.i.f.—Continued**

(For information on coverage, definitions of Customs, f.a.s., and c.i.f. values, see Explanation of Statistics. Shipments valued less than \$251 are shown only under Schedule A commodity number 990.000 and excluded from all other commodities. OTH CTY represents total for countries averaging under \$1,000 per month based on Customs Value)

Country of origin	Schedule A commodity number, description and unit of quantity							
	Current month			Cumulative, January to date				
	Net quantity	Value (dollars)			Net quantity	Value (dollars)		
Customs		F.a.s.	C.i.f.	Customs		F.a.s.	C.i.f.	
IRELAND.....	-	-	-	-	2 917	7 615	6 622	8 608
NETHLDs.....	99	1 059	1 059	1 150	4 729	12 447	12 447	13 139
BELGIUM.....	11 221	43 228	43 228	46 093	28 529	118 538	118 538	125 392
FRANCE.....	1 394	12 259	12 291	13 299	3 124	30 979	31 408	34 178
SPAIN.....	-	-	-	-	8 475	40 530	40 063	42 008
GREECE.....	-	-	-	-	7 186	29 049	28 959	36 811
CHINA M.....	72	474	500	500	904	11 577	11 603	11 865
JAPAN.....	646	1 931	1 931	2 080	8 171	37 743	37 743	40 217
OTH CTY.....	1 058	1 372	1 402	1 584	4 129	9 668	9 373	11 117
TOTAL.....	19 471	91 385	91 377	98 492	94 302	456 861	455 213	492 171
6569135	NET FURNISHINGS AND FURNISHINGS NES ORNAMENTED (LB)							
MEXICO.....	9 677	15 712	15 719	16 069	38 741	66 881	67 177	68 158
HAITI.....	3 348	20 391	20 391	21 368	10 325	81 391	81 366	84 923
COLOMB.....	7 004	7 975	7 975	9 994	19 781	32 948	32 948	41 377
ECUADOR.....	587	2 471	2 471	2 622	3 112	8 629	8 629	9 218
DENMARK.....	-	-	-	-	2 507	15 893	15 893	17 814
IRELAND.....	783	4 770	4 817	5 298	3 013	17 519	17 632	19 446
NETHLDs.....	99	1 089	1 089	1 182	591	6 283	6 283	6 836
BELGIUM.....	1 705	6 814	6 814	7 979	38 575	153 864	153 412	166 038
FRANCE.....	18 036	211 982	212 564	222 738	81 756	896 621	896 957	940 880
W GERM.....	1 793	28 577	28 679	29 882	4 424	55 698	55 952	60 227
AUSTRIA.....	278	3 461	3 461	3 887	619	8 164	8 164	8 870
SWITZLD.....	5 802	92 508	93 370	99 212	19 411	295 355	298 341	317 298
POLAND.....	643	10 551	10 551	10 700	3 807	35 929	39 627	40 638
AZORES.....	656	9 302	9 302	9 904	3 381	44 357	43 080	46 126
SPAIN.....	3 099	11 604	11 604	12 861	10 279	32 873	32 855	34 920
PORTUGL.....	408	12 741	12 721	13 155	14 417	102 558	101 833	107 288
ITALY.....	13	840	875	919	5 161	43 901	44 126	47 154
GREECE.....	-	-	-	-	190	7 172	7 172	7 360
INDIA.....	9 138	16 934	16 886	23 473	40 205	101 080	101 080	127 843
PAKISTN.....	90	789	789	1 045	2 068	5 589	5 589	6 538
BNGLDSh.....	3 593	13 836	13 836	18 618	23 916	57 230	57 230	77 175
THAILND.....	-	-	-	-	1 522	6 524	6 925	7 277
PHIL R.....	39 987	75 872	76 763	93 907	254 815	446 474	449 163	520 606
CHINA M.....	679	2 778	2 778	2 935	15 841	31 350	31 425	35 074
KOR REP.....	-	-	-	-	33 324	99 051	99 051	102 508
HG KONG.....	3 422	25 530	25 530	28 440	23 359	118 223	118 384	130 956
CHINA T.....	94 504	91 977	92 487	107 328	440 225	421 303	425 674	506 537
JAPAN.....	18 055	47 075	46 498	52 909	143 881	370 804	369 333	408 850
MADEIRA.....	1 037	27 585	27 561	28 628	3 009	74 914	74 814	77 999
OTH CTY.....	2 597	4 913	4 913	6 065	11 334	31 071	30 737	36 126
TOTAL.....	227 033	748 077	750 444	831 118	1 253 589	3 669 649	3 680 861	4 062 060
6569150	CURTAINS AND DRAPES OF VEGETABLE FIBERS NOT ORNAMENTED (NO)							
ITALY.....	-	-	-	-	100	5 867	5 867	6 998
CHINA M.....	960	4 287	4 287	4 868	1 358	6 038	6 038	6 903
CHINA T.....	2 008	6 398	6 398	7 256	2 008	6 398	6 398	7 256
OTH CTY.....	43	292	292	324	20 168	13 637	13 817	15 036
TOTAL.....	3 011	10 977	10 977	12 448	23 634	31 940	32 120	36 193
6569164	COTTON SHOP TOWELS NOT ORNAMENTED, NOT JACQUARD-FIGURED, NOT PILE OR TUFTED (NO)							
INDIA.....	242 500	10 440	10 440	12 610	1 048 400	107 287	107 287	118 544
PAKISTN.....	423 000	19 542	19 542	21 975	884 400	55 729	55 729	62 881
SINGAPR.....	-	-	-	-	3 437 500	216 800	216 800	233 100
HG KONG.....	238 625	19 758	19 758	20 935	2 606 125	186 530	189 087	201 176
OTH CTY.....	-	-	-	-	116 500	9 361	9 361	10 037
TOTAL.....	904 125	49 740	49 740	55 520	8 092 925	575 707	578 264	625 738
6569168	TOWELS NES OF VEGETABLE FIBERS NES NOT ORNAMENTED (NO)							
SALVADR.....	74 064	84 690	84 678	91 396	228 429	301 997	303 754	325 264
COLOMB.....	-	-	-	-	8 824	10 629	10 629	11 170
BRAZIL.....	150 166	231 131	231 605	255 293	1 765 521	2 104 210	2 079 564	2 278 908
ARGENT.....	-	-	-	-	91 908	75 365	75 365	86 602
U KING.....	9 736	16 736	16 735	17 193	98 013	103 866	103 210	106 439
IRELAND.....	696	1 268	1 252	1 334	33 929	54 431	54 595	58 754
BELGIUM.....	30 348	18 468	18 460	19 358	255 240	141 726	141 087	148 998
FRANCE.....	711	1 764	1 764	1 828	2 848	17 797	17 757	18 893
CZECHO.....	-	-	-	-	49 932	12 322	12 234	13 272
ITALY.....	-	-	-	-	1 929	5 017	5 068	5 478
INDIA.....	622 473	89 695	89 695	101 320	2 576 337	731 875	731 875	815 936
PAKISTN.....	1 528 608	235 835	235 625	266 638	5 739 164	1 232 203	1 232 283	1 390 174
BNGLDSh.....	13 200	3 116	3 116	3 354	277 208	99 594	99 553	113 129
MALAYSA.....	26 496	8 609	8 609	9 258	431 936	148 971	148 308	160 400
SINGAPR.....	262 000	20 106	20 106	21 726	1 785 904	119 394	119 394	127 599
CHINA M.....	135 600	31 939	31 939	34 142	193 836	68 361	68 520	72 581
KOR REP.....	23 748	42 110	42 110	47 376	547 284	461 779	462 672	518 970
HG KONG.....	488 036	242 566	242 170	264 077	3 391 550	2 317 685	2 282 734	2 505 084
CHINA T.....	64 800	54 880	54 600	60 853	685 176	436 465	434 420	479 689
JAPAN.....	14 538	8 013	8 013	8 837	245 320	188 659	188 579	206 253
OTH CTY.....	1 016	2 449	2 449	2 563	7 201	9 957	10 001	10 657
TOTAL.....	3 446 236	1 093 375	1 092 926	1 206 546	18 417 489	8 647 303	8 581 602	9 454 250
6569170	TABLECLOTHS AND NAPKINS OF VEGETABLE FIBER NOT ORNAMENTED (LB)							
SWEDEN.....	51	317	317	327	847	6 523	6 523	7 124

Table 2. Schedule A Commodity by Country of Origin,
Customs Value, F.a.s. and C.i.f.—Continued

(For information on coverage, definitions of Customs, f.a.s., and c.i.f. values, see Explanation of Statistics. Shipments valued less than \$251 are shown only under Schedule A commodity number 990.0000 and excluded from all other commodities. OTH CTY represents total for countries averaging under \$1,000 per month based on Customs Value)

Country of origin	Schedule A commodity number, description and unit of quantity							
	Current month				Cumulative, January to date			
	Net quantity	Value (dollars)			Net quantity	Value (dollars)		
Customs		F.a.s.	C.i.f.	Customs		F.a.s.	C.i.f.	
FINLAND.....	200	978	978	1 046	3 025	16 517	16 444	18 353
U KING.....	4 213	29 010	29 120	30 505	28 566	197 185	197 33c	205 657
IRELAND.....	271	1 935	1 935	1 996	3 881	27 743	27 866	28 861
BELGIUM.....	7 513	33 634	33 634	35 918	30 896	129 340	129 359	136 042
FRANCE.....	242	3 390	3 390	3 733	1 573	17 915	17 953	18 767
W GERM.....	551	699	705	1 032	6 297	41 167	41 173	42 914
CZECHO.....	6 518	11 570	11 570	12 801	69 742	119 726	119 438	127 214
POLAND.....	-	-	-	-	14 457	22 692	23 564	25 000
ITALY.....	240	2 922	2 921	3 064	8 992	33 784	33 783	35 230
IRAN.....	947	7 350	7 350	8 195	1 334	6 965	8 965	10 244
INDIA.....	812	4 894	4 894	5 292	67 455	80 519	60 518	87 600
PAKISTN.....	5 280	9 056	9 056	9 840	29 684	46 632	48 949	52 648
BNGLDSh.....	-	-	-	-	9 135	16 268	16 268	17 452
MALAYSA.....	-	-	-	-	90 380	134 261	134 261	141 232
INDNSIA.....	-	-	-	-	1 563	12 685	12 685	15 904
KOR REP.....	18 214	14 894	14 894	16 154	54 641	47 972	47 972	51 449
HG KONG.....	7 223	10 361	10 361	10 834	115 913	176 343	176 343	182 530
JAPAN.....	5 670	11 097	11 097	11 665	67 604	126 120	126 461	134 036
OTH CTY.....	978	5 020	5 020	5 291	5 810	35 768	36 042	38 352
TOTAL.....	58 923	147 127	147 242	157 693	611 795	1 300 145	1 301 937	1 376 669
6569190 FURNISHINGS OF TEXTILE MATERIALS NOT ORNAMENTED NES								
CANADA.....	-	-	-	-	-	6 338	6 426	6 426
GUATMAL.....	-	-	-	-	-	6 754	6 754	7 411
SALVADR.....	-	2 400	2 400	2 572	-	25 694	25 725	26 676
PERU.....	-	1 878	1 878	1 971	-	7 869	7 869	8 524
BRAZIL.....	-	12 135	12 135	12 917	-	223 438	223 587	243 387
SWEDEN.....	-	7 064	7 064	7 472	-	58 835	58 838	62 780
FINLAND.....	-	2 125	2 125	2 247	-	25 975	22 935	24 020
DENMARK.....	-	-	-	-	-	25 639	26 514	27 171
U KING.....	-	12 023	12 099	13 075	-	108 638	108 441	114 792
IRELAND.....	-	9 918	9 777	10 194	-	29 979	29 889	31 978
BELGIUM.....	-	99 388	99 388	101 516	-	145 893	145 893	150 284
FRANCE.....	-	57 353	57 774	59 275	-	216 347	215 354	220 607
W GERM.....	-	7 248	7 248	7 543	-	20 116	20 131	22 093
SWITZLD.....	-	5 165	5 459	5 936	-	17 399	17 788	18 641
POLAND.....	-	-	-	-	-	43 978	43 978	45 639
SPAIN.....	-	77 752	77 752	80 596	-	279 849	279 58c	291 521
ITALY.....	-	4 122	4 122	4 378	-	29 725	29 728	32 501
TURKEY.....	-	4 952	4 952	5 100	-	185 058	185 058	192 349
LEBANON.....	-	-	-	-	-	11 949	11 949	12 400
INDIA.....	-	9 700	9 699	10 955	-	149 740	151 459	169 305
PAKISTN.....	-	12 980	12 933	14 330	-	110 852	110 805	127 001
BNGLDSh.....	-	4 851	4 851	5 371	-	18 371	18 371	21 453
INDNSIA.....	-	490	490	635	-	5 152	5 152	6 566
PHIL R.....	-	199 097	197 836	220 712	-	824 971	815 186	906 022
CHINA M.....	-	16 993	17 014	19 539	-	42 890	42 911	47 373
KOR REP.....	-	5 252	5 252	5 912	-	51 555	51 555	57 561
HG KONG.....	-	41 103	40 813	45 047	-	175 560	173 452	192 815
CHINA T.....	-	12 141	12 030	12 983	-	36 814	36 76c	42 607
JAPAN.....	-	112 398	112 455	122 263	-	571 039	571 001	609 756
OTH CTY.....	-	9 285	9 285	10 443	-	42 688	42 959	48 272
TOTAL.....	-	727 813	726 831	782 982	-	3 499 105	3 486 048	3 768 131
6569310 ARTICLES LACE OR NET NES AND OTHER ARTICLES ORNAMENTED, NES (LB)								
CANADA.....	580	1 722	1 722	1 741	2 107	9 010	9 197	9 227
MEXICO.....	1 850	4 324	4 449	4 500	7 018	11 816	12 225	12 667
HAITI.....	1 404	51 980	52 277	53 548	7 657	232 090	232 337	237 354
DENMARK.....	-	-	-	-	3 031	12 613	11 103	13 186
U KING.....	1 370	14 217	14 207	14 792	3 079	25 847	25 837	27 827
BELGIUM.....	-	-	-	-	1 989	12 760	12 760	13 142
FRANCE.....	7 965	95 057	94 902	100 456	76 940	650 436	650 300	689 528
W GERM.....	30 990	169 045	149 996	169 220	56 840	299 832	269 466	302 864
AUSTRIA.....	2 047	9 096	9 096	10 147	3 450	16 555	16 555	18 192
HUNGARY.....	575	3 472	3 472	3 678	873	5 002	5 002	5 495
SWITZLD.....	408	7 141	7 165	7 397	3 326	52 913	53 158	56 363
SPAIN.....	1 150	9 153	8 825	9 546	13 102	56 087	55 759	59 714
PORTUGL.....	-	-	-	-	1 395	12 895	12 762	13 912
ITALY.....	308	1 931	1 931	2 141	26 909	30 076	29 164	31 820
INDIA.....	1 818	7 883	7 900	8 534	4 634	14 632	14 649	18 427
PHIL R.....	5 582	17 933	16 360	19 332	19 981	73 839	68 644	80 271
CHINA M.....	3 419	7 738	6 997	9 899	7 070	16 546	15 805	19 573
KOR REP.....	467	2 671	2 671	2 877	3 602	8 515	8 515	9 406
HG KONG.....	10 301	18 092	18 500	20 067	89 551	133 030	133 697	158 154
CHINA T.....	7 531	27 922	28 011	30 349	98 704	227 538	227 466	248 689
JAPAN.....	20 222	45 541	46 891	52 944	107 028	287 997	296 322	329 533
CNRY I.....	251	6 600	5 902	6 370	5 692	69 557	64 233	69 005
MADEIRA.....	661	7 574	7 574	8 110	1 710	17 042	16 748	18 379
ZAIRE.....	-	-	-	-	308	6 065	5 438	5 978
OTH CTY.....	4 632	10 547	10 144	14 657	6 396	22 024	21 621	27 337
TOTAL.....	103 531	519 639	498 992	550 307	552 392	2 304 717	2 268 761	2 476 043
6569330 ARTICLES NSPF COTTON NOT ORNAMENTED EXCEPT KNIT (LB)								
CANADA.....	19 943	60 654	61 095	61 151	34 882	117 112	118 315	118 478
MEXICO.....	39 341	166 057	166 076	167 010	99 536	524 905	524 884	526 979
SALVADR.....	-	-	-	-	4 605	15 695	15 695	16 854
HAITI.....	934	4 136	4 136	5 167	11 623	22 800	22 531	26 160

Table 2. Schedule A Commodity by Country of Origin,
Customs Value, F.a.s. and C.i.f.—Continued

(For information on coverage, definitions of Customs, f.a.s., and c.i.f. values, see Explanation of Statistics. Shipments valued less than \$251 are shown only under Schedule A commodity number 990,000 and excluded from all other commodities. OTH CTY represents total for countries averaging under \$1,000 per month based on Customs Value)

Country of origin	Schedule A commodity number, description and unit of quantity							
	Current month				Cumulative, January to date			
	Net quantity	Value (dollars)			Net quantity	Value (dollars)		
Customs		F.a.s.	C.i.f.	Customs		F.a.s.	C.i.f.	
DOM REP.....	59	337	337	390	29 099	117 284	117 284	122 485
COLOMB.....	900	1 500	1 500	1 638	3 331	12 335	12 335	13 141
NORWAY.....	970	9 286	9 286	9 770	2 952	31 689	31 689	33 998
DENMARK.....	17	285	286	286	1 906	17 908	17 909	19 283
U KING.....	16 653	92 293	80 809	98 882	84 752	398 584	338 995	455 976
IRELAND.....	1 244	8 219	8 219	8 879	3 610	21 334	21 334	22 978
NETHLDs.....	322	1 440	1 440	1 526	4 169	25 231	25 230	27 396
BELGIUM.....	181	2 652	2 653	2 911	1 761	11 304	11 310	12 344
FRANCE.....	13 085	74 246	74 742	79 380	43 227	287 217	288 896	307 606
W GERM.....	25 513	104 630	104 723	110 697	128 600	508 207	508 303	532 933
AUSTRIA.....	78	3 725	3 725	3 977	303	9 154	9 154	9 705
HUNGARY.....	24	785	785	845	336	8 337	8 387	8 712
SWITZLD.....	668	6 193	6 156	6 362	4 928	13 027	13 027	13 908
SPAIN.....	387	1 758	1 758	2 160	28 036	32 225	32 225	35 932
ITALY.....	1 403	5 224	5 236	5 752	12 387	47 569	48 614	56 321
ISRAEL.....	308	7 837	7 837	8 429	2 806	43 774	43 774	46 006
PAKISTN.....	87	368	368	515	4 839	10 322	10 322	11 695
MALAYSA.....	9 150	22 750	22 750	24 400	23 250	58 068	58 068	62 000
INDNSIA.....	20	316	316	396	661	5 838	5 838	7 505
KOR REP.....	10 476	5 632	5 632	8 335	38 404	44 990	44 990	56 564
HG KONG.....	9 160	34 215	34 328	37 389	50 356	125 115	126 720	144 413
CHINA T.....	21 376	44 180	44 686	49 530	168 954	329 660	330 337	365 039
JAPAN.....	14 382	35 509	35 364	39 078	178 538	398 647	401 953	438 119
OTH CTY.....	1 245	4 850	4 850	5 710	19 323	31 045	31 041	36 252
TOTAL.....	187 926	699 077	689 093	740 565	987 174	3 269 398	3 219 160	3 528 782
6569350	ARTICLES NSPF MAN-MADE FIBERS NOT ORNAMENTED EXCEPT KNIT (LB)							
CANADA.....	5 792	34 749	34 990	35 219	91 186	316 135	319 537	325 355
MEXICO.....	21 870	35 997	35 997	36 297	75 338	135 990	136 078	136 462
HAITI.....	1 997	19 974	19 974	20 599	10 288	108 594	106 893	111 655
SWEDEN.....	604	4 330	4 330	5 114	10 412	43 300	43 155	49 578
U KING.....	13 117	83 610	83 610	91 508	41 488	250 416	250 131	268 945
IRELAND.....	420	1 517	1 517	2 064	5 272	16 228	16 228	18 351
NETHLDs.....	2 497	12 806	12 806	13 107	2 858	13 551	13 551	14 222
BELGIUM.....	200	14 501	13 570	13 926	803	47 340	45 760	47 059
FRANCE.....	639	4 865	4 865	5 163	14 149	72 968	72 960	76 426
W GERM.....	10 636	35 986	35 986	37 886	29 335	148 056	147 363	166 020
SWITZLD.....	2 176	6 605	6 605	7 903	5 642	25 378	25 468	28 988
SPAIN.....	473	1 114	1 114	1 170	9 134	20 480	20 480	24 139
PORTUGL.....	-	-	-	-	102 901	87 585	87 596	93 228
ITALY.....	385	3 049	3 049	3 246	77 295	197 789	194 974	211 510
PHIL R.....	15	342	342	412	30 038	20 943	20 943	22 919
CHINA M.....	49	2 803	2 803	2 965	2 486	16 766	16 766	19 058
KOR REP.....	117 064	170 003	170 117	183 132	405 603	786 545	786 859	838 087
HG KONG.....	11 533	18 552	18 601	20 286	35 650	131 712	132 869	146 821
CHINA T.....	14 804	115 292	115 553	126 901	147 462	748 221	749 525	814 490
JAPAN.....	117 822	386 185	387 491	416 552	676 981	2 383 895	2 390 838	2 544 508
OTH CTY.....	444	2 737	2 737	3 046	2 151	9 584	9 302	10 478
TOTAL.....	322 537	955 017	956 057	1 026 456	1 776 472	5 581 466	5 587 217	5 968 299
6569370	ARTICLES, MADE-UP, NES, OF TEXTILE MATERIAL (LB)							
CANADA.....	227	1 261	1 261	1 351	242 171	109 016	106 861	107 090
MEXICO.....	37 956	46 923	45 769	47 072	159 029	195 241	185 105	197 565
HAITI.....	132	1 597	1 597	1 626	16 392	48 673	48 673	50 185
LW WW I.....	789	5 532	5 542	6 002	2 645	21 151	22 450	24 128
BRAZIL.....	54 988	107 658	108 258	113 900	438 623	867 278	825 616	874 078
U KING.....	9 695	24 380	24 488	27 339	43 025	141 740	141 672	153 336
IRELAND.....	53	595	595	637	23 617	24 629	24 664	26 374
BELGIUM.....	5 176	10 645	10 595	12 499	18 760	43 157	43 089	46 404
FRANCE.....	35 968	41 892	41 925	45 274	304 526	353 045	353 544	385 025
W GERM.....	294	2 975	3 075	3 266	32 240	18 886	18 862	21 722
CZECHO.....	9 533	12 805	12 805	13 682	9 533	12 805	12 805	13 682
SWITZLD.....	25	1 346	1 346	1 359	2 838	70 379	70 679	73 974
POLAND.....	35 296	55 330	55 330	58 047	454 547	686 262	686 262	726 292
SPAIN.....	18 480	12 400	12 400	14 432	76 602	61 848	61 847	75 690
ITALY.....	1 538	3 486	3 486	4 114	15 887	28 603	28 663	33 188
PHIL R.....	22 813	33 251	33 250	37 539	61 609	103 237	103 093	118 584
CHINA M.....	23 575	23 331	23 339	24 118	46 876	67 452	67 902	75 308
KOR REP.....	-	-	-	-	9 035	51 482	51 482	53 887
HG KONG.....	1 193	1 310	1 376	1 629	36 384	68 798	68 696	75 679
CHINA T.....	25 819	24 073	24 132	27 517	73 326	90 786	91 345	103 968
JAPAN.....	3 916	27 444	27 475	29 068	20 784	70 304	70 289	76 125
AUSTRAL.....	1 419	13 480	13 480	17 921	1 419	13 480	13 480	17 921
OTH CTY.....	1 216	3 145	3 145	3 931	9 430	32 342	32 334	37 015
TOTAL.....	290 101	454 859	454 669	492 323	2 099 298	3 180 594	3 129 413	3 367 220
6574020	LINOLEUM, INLAID (SYD)							
OTH CTY.....	-	-	-	-	301	1 097	1 300	1 300
TOTAL.....	-	-	-	-	301	1 097	1 300	1 300
6574040	LINOLEUM, EXCEPT INLAID (SYD)							
U KING.....	22 979	71 256	70 975	79 259	172 539	468 727	469 673	518 173
NETHLDs.....	35 267	147 023	147 023	160 566	164 654	621 319	620 321	676 364
BELGIUM.....	-	-	-	-	1 554	7 221	7 221	7 913
W GERM.....	-	-	-	-	7 717	39 730	39 730	42 981
OTH CTY.....	-	-	-	-	292	258	278	278
TOTAL.....	58 246	218 279	217 998	239 825	346 756	1 137 255	1 137 223	1 245 709

Table 2. Schedule A Commodity by Country of Origin,
Customs Value, F.a.s. and C.i.f.—Continued

(For information on coverage, definitions of Customs, f.a.s., and c.i.f. values, see Explanation of Statistics. Shipments valued less than \$251 are shown only under Schedule A commodity number 990.0000 and excluded from all other commodities. OTH CTY represents total for countries averaging under \$1,000 per month based on Customs Value)

Country of origin	Schedule A commodity number, description and unit of quantity							
	Current month				Cumulative, January to date			
	Net quantity	Value (dollars)			Net quantity	Value (dollars)		
Customs		F.a.s.	C.i.f.	Customs		F.a.s.	C.i.f.	
6574060	FLOOR COVERINGS SIMILAR TO LINOLEUM, NES							
CANADA.....	-	35 394	35 904	35 904	-	132 500	134 109	135 652
N ANTIL.....	-	25 753	25 753	27 932	-	25 753	25 753	27 932
SWEDEN.....	-	43 682	43 594	46 343	-	271 966	271 132	290 782
FINLAND.....	-	12 233	12 036	15 579	-	27 659	27 396	31 948
U KING.....	-	85 341	82 976	101 609	-	240 740	230 835	269 901
BELGIUM.....	-	-	-	-	-	20 110	20 110	22 096
W GERM.....	-	221 093	220 823	239 933	-	774 559	773 455	845 453
ITALY.....	-	1 426	1 428	2 550	-	74 100	74 222	81 745
CHINA T.....	-	19 711	19 711	23 182	-	189 463	189 463	223 864
JAPAN.....	-	16 223	16 223	18 052	-	54 661	54 169	59 615
OTH CTY.....	-	1 204	1 167	1 350	-	14 928	14 639	16 556
TOTAL.....	-	462 060	459 615	512 434	-	1 826 439	1 815 283	2 005 748
6575010	FLOOR COVERINGS WITH PILE OR TUFT HAND-INSERTED OR HAND-KNOTTED (SFT)							
PERU.....	-	-	-	-	11 445	8 902	8 902	9 688
U KING.....	122	339	341	356	11 792	31 491	31 497	33 209
IRELAND.....	-	-	-	-	1 454	5 387	5 387	6 003
BELGIUM.....	599	977	645	863	13 831	13 416	13 064	13 746
W GERM.....	15 721	82 927	82 926	85 976	28 601	129 377	129 593	134 633
SWITZLD.....	1 391	2 850	2 850	3 084	3 238	9 636	9 636	10 747
USSR.....	-	-	-	-	4 880	18 079	18 079	18 510
SPAIN.....	2 400	14 361	14 661	15 924	11 977	72 670	72 387	78 574
PORTUGL.....	2 733	8 778	8 778	9 541	79 857	202 033	200 721	222 785
ITALY.....	240	1 219	1 219	1 379	2 306	9 788	9 779	10 551
TURKEY.....	3 481	25 820	25 820	26 330	32 382	220 748	220 748	226 375
SYRIA.....	-	-	-	-	1 848	10 100	10 100	10 279
LEBANON.....	108	3 500	3 500	3 620	1 342	6 038	6 038	6 930
IRAN.....	202 774	1 301 403	1 320 520	1 356 194	1 017 586	5 327 831	5 333 759	5 525 602
AFGHAN.....	6 508	11 476	11 542	12 756	80 742	196 314	196 543	209 586
INDIA.....	627 934	1 477 765	1 475 611	1 660 173	2 211 794	5 407 038	5 395 288	6 049 680
PAKISTN.....	115 572	567 212	565 455	599 949	451 942	1 975 940	1 973 867	2 102 025
SINGAPR.....	-	-	-	-	666	5 105	4 962	5 317
CHINA M.....	1 829	13 575	13 561	13 807	48 688	411 384	411 365	420 102
HG KONG.....	64	1 225	1 225	1 311	2 064	12 498	12 493	13 180
CHINA T.....	2 078	12 039	12 039	12 614	18 766	113 257	113 257	117 630
JAPAN.....	-	-	-	-	14 548	86 792	86 792	89 813
MOROC.....	1 122	4 558	4 558	4 889	13 629	46 524	47 320	51 499
TUNISIA.....	520	3 649	3 649	3 890	2 749	12 235	12 235	13 303
REP SAF.....	783	1 453	1 453	1 657	2 075	6 467	6 467	7 345
OTH CTY.....	1 823	9 220	9 220	10 760	16 010	44 836	45 331	52 200
TOTAL.....	987 802	3 544 346	3 559 573	3 825 073	4 086 212	14 383 886	14 375 630	15 439 302
6575030	FLOOR COVERING OVER 50% WOOL PILE OR TUFT IN PRE-EXISTING BASE NT OV 40CT PER SFT (SFT)							
OTH CTY.....	324	258	258	280	6 442	1 428	1 428	1 762
TOTAL.....	324	258	258	280	6 442	1 428	1 428	1 762
6575050	FLOOR COVERING OVER 50% WOOL PILE OR TUFT IN PRE-EXISTING BASE OVER 40CT PER SFT (SFT)							
CANADA.....	601	832	897	897	4 600	6 237	6 386	6 386
MEXICO.....	303	2 047	2 047	2 196	1 339	6 994	7 015	7 410
HAITI.....	150	446	446	466	2 187	8 750	8 750	9 042
U KING.....	-	-	-	-	28 164	34 813	34 942	37 758
IRELAND.....	-	-	-	-	4 522	6 380	6 380	7 808
BELGIUM.....	454	745	745	839	7 222	10 713	10 713	11 586
SPAIN.....	2 343	4 007	4 007	4 144	3 750	18 823	18 523	19 466
PORTUGL.....	3 302	20 031	20 031	21 097	30 606	187 210	185 483	198 096
IRAN.....	2 084	6 345	6 345	6 820	3 236	15 047	15 047	15 926
INDIA.....	1 732	5 142	5 142	5 531	23 062	59 628	56 593	61 123
PAKISTN.....	-	-	-	-	2 916	10 109	10 109	11 350
SINGAPR.....	2 227	10 309	9 399	12 228	13 188	59 553	55 833	67 069
PHIL R.....	769	3 029	3 029	4 532	5 598	21 957	21 725	25 420
HG KONG.....	18 832	66 717	64 322	73 433	81 469	322 886	315 194	350 833
CHINA T.....	12 945	16 887	16 887	18 403	60 506	51 290	51 290	57 278
JAPAN.....	5 787	21 824	21 673	22 635	26 816	102 613	102 269	108 069
AUSTRAL.....	-	-	-	-	653	8 576	8 576	10 632
N ZEAL.....	-	-	-	-	8 486	7 655	7 655	9 595
OTH CTY.....	2 035	11 268	11 506	12 516	5 757	23 845	24 083	26 628
TOTAL.....	53 564	169 629	166 476	185 737	314 077	963 079	946 566	1 041 475
6575070	CARPETS, CARPETING AND RUGS KNOTTED NES (SFT)							
CANADA.....	3 316	4 132	4 205	4 205	41 897	21 292	21 847	21 847
JAMAICA.....	-	-	-	-	9 634	8 448	8 448	8 957
U KING.....	-	-	-	-	5 720	5 984	5 984	6 512
BELGIUM.....	-	-	-	-	32 177	18 731	18 731	19 557
W GERM.....	8 211	8 429	7 851	8 920	37 812	58 896	50 504	62 669
ITALY.....	-	-	-	-	9 257	14 295	11 658	20 157
JAPAN.....	54 764	55 674	55 674	62 310	228 203	251 966	251 964	278 625
OTH CTY.....	748	1 420	1 420	1 872	12 996	20 168	20 162	22 869
TOTAL.....	67 039	69 655	69 150	77 307	377 696	399 780	389 298	441 193
6576010	FLOOR COVERINGS COTTON PILE OR TUFT NOT HAND-INSERTED OR HAND-KNOTTED (SFT)							
NETHLDs.....	-	-	-	-	9 028	5 001	5 001	5 270
BELGIUM.....	400 550	174 512	174 512	185 461	2 275 366	1 018 920	1 020 097	1 086 978
ITALY.....	35 121	14 767	14 767	16 276	144 281	65 469	65 469	72 935
MOROC.....	-	-	-	-	28 062	7 871	7 871	8 236

Table 2. Schedule A Commodity by Country of Origin,
Customs Value, F.a.s. and C.i.f.—Continued

(For information on coverage, definitions of Customs, f.a.s., and c.i.f. values, see Explanation of Statistics. Shipments valued less than \$251 are shown only under Schedule A commodity number 990.0000 and excluded from all other commodities. OTH CTY represents total for countries averaging under \$1,000 per month based on Customs Value)

Country of origin	Schedule A commodity number, description and unit of quantity							
	Current month				Cumulative, January to date			
	Net quantity	Value (dollars)			Net quantity	Value (dollars)		
Customs		F.a.s.	C.i.f.	Customs		F.a.s.	C.i.f.	
OTH CTY.....	5 210	1 791	1 791	1 944	10 004	4 406	4 406	4 794
TOTAL.....	440 881	191 070	191 070	203 681	2 466 741	1 101 667	1 102 844	1 178 213
6576015	FLOOR COVERINGS COIR PILE NOT INSERTED OR KNOTTED BY HAND (SFT)							
CANADA.....	-	-	-	-	21 424	6 897	7 209	7 498
SWEDEN.....	-	-	-	-	20 742	9 031	9 031	9 822
NETHLDs.....	4 326	5 819	5 819	6 018	17 799	21 021	21 033	22 732
SWITZLD.....	1 784	1 352	1 352	1 492	8 321	11 387	11 387	12 406
INDIA.....	72 425	40 108	40 070	50 191	505 306	192 497	193 307	244 480
OTH CTY.....	-	-	-	-	3 321	3 329	3 329	3 881
TOTAL.....	78 535	47 279	47 241	57 701	576 913	244 162	245 296	300 819
6576020	FLOOR COVERINGS OF PILE OR TUFTED CONSTRUCTION NES, OF TEXTILE MATERIALS (SFT)							
CANADA.....	718 661	99 449	92 358	93 206	2 887 057	275 358	272 742	273 820
SWEDEN.....	740	1 892	1 892	1 963	48 019	62 088	62 667	77 290
DENMARK.....	192 167	183 546	179 674	193 615	1 276 943	953 261	938 012	1 019 769
U KING.....	434 117	618 243	613 733	672 921	2 417 013	2 956 619	2 932 830	3 217 061
IRELAND.....	115 906	134 181	140 814	145 721	710 922	723 794	765 912	804 254
NETHLDs.....	82 799	111 330	110 132	114 730	508 083	665 918	653 852	687 131
BELGIUM.....	673 630	651 550	651 458	683 546	3 939 746	3 525 567	3 550 145	3 715 481
FRANCE.....	2 196	4 321	4 323	4 842	26 248	43 498	43 473	48 424
W GERM.....	16 987	40 462	40 826	47 192	171 993	315 316	315 771	342 459
AUSTRIA.....	-	-	-	-	9 624	7 919	7 919	8 414
SWITZLD.....	7 788	18 280	18 280	19 683	57 330	161 340	161 020	175 564
POLAND.....	-	-	-	-	23 412	16 341	16 302	22 719
SPAIN.....	15 784	21 402	21 402	22 871	60 342	72 782	72 782	79 405
MALTA.....	-	-	-	-	61 463	40 916	40 916	42 891
ITALY.....	8 175	10 296	10 296	11 040	123 856	109 023	109 263	118 085
GREECE.....	64 233	51 497	51 497	55 605	150 334	139 768	139 768	148 825
PAKISTN.....	4 320	3 723	3 723	4 320	10 188	5 896	5 896	7 096
JAPAN.....	18 845	19 411	19 411	20 535	95 384	98 075	98 075	103 992
N ZEAL.....	-	-	-	-	5 356	8 627	8 627	9 046
MAURITN.....	-	-	-	-	18 190	24 802	24 802	26 813
OTH CTY.....	144	431	431	461	15 205	17 158	17 158	19 878
TOTAL.....	2 356 492	1 970 014	1 960 250	2 092 251	12 616 708	10 224 066	10 237 932	10 948 417
6576030	FLOOR COVERINGS OF BRAIDS EXCEPT TUBULAR BRAIDS WITH A CORE (SFT)							
INDIA.....	-	-	-	-	16 597	5 519	5 519	6 916
JAPAN.....	9 541	8 159	8 159	9 274	123 506	52 649	52 649	58 299
OTH CTY.....	1 721	2 063	2 063	2 655	21 934	12 674	12 827	14 890
TOTAL.....	11 262	10 222	10 222	11 929	162 037	70 842	70 995	80 105
6576040	FLOOR COVERINGS OF CORDS, STRIPS ETC OVER 50% WOOL BY WEIGHT (SFT)							
HUNGARY.....	-	-	-	-	1 163	5 502	5 502	5 608
JAPAN.....	2 915	2 273	2 273	2 482	7 498	5 847	5 847	6 589
OTH CTY.....	-	-	-	-	673	1 346	1 346	1 857
TOTAL.....	2 915	2 273	2 273	2 482	9 334	12 695	12 695	14 054
6576050	FLOOR COVERINGS, WOOL NES OF CORDS, STRIPS ETC (SFT)							
OTH CTY.....	-	-	-	-	1 076	1 963	1 991	2 056
TOTAL.....	-	-	-	-	1 076	1 963	1 991	2 056
6576060	FLOOR COVERINGS, MAN-MADE FIBERS, OF CORDS, STRIPS ETC (SFT)							
JAPAN.....	2 686 862	587 597	589 601	734 921	12 025 164	2 625 797	2 630 606	3 299 828
OTH CTY.....	436	394	394	586	8 831	9 498	9 649	10 937
TOTAL.....	2 687 298	587 991	589 995	735 507	12 033 995	2 635 295	2 640 255	3 310 765
6576070	FLOOR COVERINGS, TEXTILE MATERIALS NES, OF CORDS, STRIPS, ETC (SFT)							
INDIA.....	-	-	-	-	13 790	5 329	5 329	6 537
PHIL R.....	24 270	6 097	6 097	9 653	86 298	24 823	24 279	36 369
JAPAN.....	53 797	4 400	4 400	5 198	69 007	5 541	5 540	6 554
OTH CTY.....	-	-	-	-	9 767	5 344	5 344	6 382
TOTAL.....	78 067	10 497	10 497	14 851	178 862	41 037	40 492	55 842
6576080	FLOOR COVERINGS WOOL NOT WOVEN ON A POWER-DRIVEN LOOM (SFT)							
MEXICO.....	19 710	25 914	26 070	26 360	88 913	103 965	104 317	105 304
ECUADOR.....	295	1 710	1 710	1 842	732	6 245	6 245	6 713
PERU.....	3 615	2 704	2 704	3 071	23 978	13 455	13 455	14 911
DENMARK.....	-	-	-	-	4 080	6 468	6 468	6 820
IRELAND.....	4 518	14 926	14 306	15 410	34 445	94 734	94 692	103 468
FRANCE.....	906	1 756	1 756	1 818	2 230	7 595	7 685	8 738
W GERM.....	22 544	31 890	31 890	33 716	69 724	100 173	100 931	107 262
POLAND.....	6 179	15 386	15 386	16 089	25 395	67 195	67 001	69 749
PORTUGL.....	446	2 393	2 393	2 556	5 404	19 244	19 244	21 336
ITALY.....	-	-	-	-	2 670	9 610	9 314	10 943
YUGOSLV.....	2 035	3 971	3 971	4 249	5 623	5 367	5 367	5 699
TURKEY.....	19 288	15 525	15 525	16 595	54 401	64 079	64 369	68 159
LEBANON.....	3 212	34 063	34 063	35 561	3 236	34 663	34 674	36 199
IRAN.....	15 699	76 509	76 509	82 803	58 707	232 753	232 774	244 737
AFGHAN.....	319	478	478	722	6 414	9 146	9 146	13 897
INDIA.....	90 794	72 852	72 852	80 207	404 826	294 170	294 230	337 144
PAKISTN.....	1 533	6 992	6 992	7 650	16 376	79 259	80 384	91 058

Table 2. Schedule A Commodity by Country of Origin, Customs Value, F.a.s. and C.i.f.—Continued

(For information on coverage, definitions of Customs, f.a.s., and c.i.f. values, see Explanation of Statistics. Shipments valued less than \$251 are shown only under Schedule A commodity number 990.0000 and excluded from all other commodities. OTH CTY represents total for countries averaging under \$1,000 per month based on Customs Value)

Country of origin	Schedule A commodity number, description and unit of quantity								
	Current month				Cumulative, January to date				
	Net quantity	Value (dollars)			Net quantity	Value (dollars)			
Customs		F.a.s.	C.i.f.	Customs		F.a.s.	C.i.f.		
CHINA M.....	1 839	9 771	9 771	9 979	2 015	12 769	12 769	13 169	
JAPAN.....	-	-	-	-	51 084	38 312	38 312	49 004	
MOROC.....	332	2 319	2 319	3 397	2 708	10 287	10 287	13 245	
TUNISIA.....	-	-	-	-	3 402	10 006	10 006	11 123	
ETHIOP.....	1 635	911	911	1 479	16 180	7 905	7 905	14 786	
REP SAF.....	5 192	14 873	14 873	16 340	7 370	20 283	20 258	22 459	
LESOTHO.....	-	-	-	-	9 281	17 789	17 789	24 308	
OTH CTY.....	787	652	652	932	11 632	24 074	24 074	28 317	
TOTAL.....	200 878	335 595	335 131	360 776	910 826	1 289 546	1 291 696	1 428 548	
6576085	FLOOR COVERINGS OF WOOL NES							(SFT)	
MEXICO.....	208	3 864	3 887	3 887	12 842	8 949	8 972	9 520	
PERU.....	445	644	644	733	4 900	5 181	5 181	5 682	
SWEDEN.....	-	-	-	-	3 006	7 807	7 807	8 379	
DENMARK.....	11 877	11 010	11 010	11 617	13 902	12 906	12 906	13 815	
U KING.....	-	-	-	-	3 819	6 984	6 984	7 434	
NETHLD.....	27 034	30 109	30 109	32 343	91 933	104 805	104 805	109 981	
W GERM.....	1 873	1 563	1 496	1 681	12 216	5 043	4 626	5 703	
SPAIN.....	14 939	10 510	10 510	11 696	16 347	13 934	14 174	15 717	
PORTUGL.....	-	-	-	-	1 553	6 835	6 835	7 229	
IRAN.....	-	-	-	-	5 001	32 902	32 602	36 459	
INDIA.....	15 838	4 938	4 938	5 788	82 801	33 628	33 528	38 801	
PAKISTN.....	-	-	-	-	5 339	11 719	11 719	12 490	
OTH CTY.....	1 783	3 997	3 867	4 268	15 133	26 476	26 051	30 007	
TOTAL.....	73 997	66 635	66 461	72 013	268 792	277 169	276 190	301 217	
6576090	CARPETS, CARPETING AND RUGS NES							(SFT)	
CANADA.....	630	400	411	411	13 794	7 182	7 438	7 803	
MEXICO.....	202 523	50 896	50 896	50 927	416 924	115 432	115 432	115 463	
SWEDEN.....	60 654	51 431	51 431	55 482	125 154	102 635	102 837	110 847	
U KING.....	16 335	12 487	12 840	14 028	56 877	23 548	23 875	27 356	
IRELAND.....	209 450	101 897	101 896	109 859	735 017	353 761	353 760	384 424	
NETHLD.....	158 233	97 046	97 046	103 258	649 312	395 146	330 176	416 838	
BELGIUM.....	10 428	9 042	9 042	9 629	107 430	54 493	53 691	57 325	
FRANCE.....	11 557	11 808	11 808	12 784	32 008	39 792	39 028	43 083	
W GERM.....	2 478	7 808	7 772	9 953	354 582	278 384	252 603	303 213	
SWITZLD.....	-	-	-	-	24 580	29 536	29 536	32 821	
INDIA.....	644 393	107 407	107 408	129 075	2 508 170	420 203	421 351	510 706	
PAKISTN.....	12 306	1 088	1 225	1 362	17 000	14 928	15 065	16 436	
JAPAN.....	354 400	27 643	27 723	33 862	1 260 716	119 397	119 628	149 836	
REP SAF.....	-	-	-	-	5 580	12 719	12 719	13 849	
OTH CTY.....	3 698	1 552	1 552	2 273	28 172	15 027	15 027	19 569	
TOTAL.....	1 687 085	480 505	481 050	532 903	6 335 316	1 982 383	1 892 166	2 209 569	
6577000	TAPESTRIES NOT MACHINE-PRODUCED							(SYD)	
MEXICO.....	-	-	-	-	658	16 164	16 273	16 726	
HAITI.....	1 236	36 872	36 085	36 668	7 744	176 725	175 407	178 915	
COLOMB.....	941	4 733	4 733	5 320	1 881	15 393	15 393	16 540	
PERU.....	300	1 976	1 976	2 166	5 685	6 846	6 846	7 426	
BRAZIL.....	-	-	-	-	21	15 420	15 420	15 709	
SWEDEN.....	3	2 789	2 789	2 811	277	6 970	6 989	7 162	
DENMARK.....	23	497	502	512	480	5 274	5 274	5 696	
U KING.....	6	401	401	418	781	29 501	29 501	30 043	
NETHLD.....	-	-	-	-	29	5 744	5 744	6 247	
BELGIUM.....	4 510	32 638	32 638	33 777	13 112	62 089	62 089	65 198	
FRANCE.....	10 101	41 599	41 597	43 842	28 132	289 746	290 424	298 106	
W GERM.....	387	9 514	9 590	10 196	5 854	31 225	31 408	33 294	
AUSTRIA.....	-	-	-	-	2 872	11 074	11 074	11 530	
SWITZLD.....	-	-	-	-	20	14 721	14 789	15 022	
POLAND.....	-	-	-	-	19	9 230	9 230	9 514	
SPAIN.....	-	-	-	-	2 819	25 474	24 788	25 809	
PORTUGL.....	35 896	33 328	33 331	34 591	47 465	140 479	140 787	146 235	
GREECE.....	-	-	-	-	38	10 000	10 000	10 450	
LEBANON.....	11 187	52 992	52 992	54 766	16 710	73 592	73 592	75 643	
ISRAEL.....	2 884	27 134	27 134	28 901	3 563	108 053	108 053	111 252	
S VETNM.....	-	-	-	-	2 149	18 772	18 772	21 025	
CHINA M.....	833	19 076	19 076	20 153	8 287	63 154	63 154	66 891	
HG KONG.....	622	7 904	7 904	8 299	2 261	21 996	21 996	24 542	
CHINA T.....	7 552	44 344	43 447	46 367	30 941	168 617	162 841	171 011	
EGYPT.....	86	2 486	2 486	2 840	856	8 604	8 604	9 795	
CNRY I.....	588	1 821	1 654	1 727	12 004	62 475	58 076	61 559	
MADEIRA.....	4 310	57 017	57 017	58 747	25 244	296 853	296 855	307 178	
OTH CTY.....	976	1 182	1 192	1 542	5 900	29 460	29 595	35 031	
TOTAL.....	82 441	378 303	376 544	393 643	225 802	1 723 653	1 712 974	1 783 549	
6578020	WEBBING OF RATTAN							(SFT)	
HG KONG.....	478 572	138 763	140 266	149 228	1 250 540	407 389	412 070	438 901	
CHINA T.....	-	-	-	-	58 554	21 825	21 825	23 068	
OTH CTY.....	2 417	1 204	1 204	1 629	2 417	1 204	1 204	1 629	
TOTAL.....	480 989	139 967	141 470	150 857	1 311 511	430 418	435 099	463 598	
6578040	MATS, MATTING, SCREENS, ENVELOPES FOR BOTTLES ETC NES OF VEGETABLE PLAITING MATERIALS								
HAITI.....	-	1 053	1 053	1 241	-	12 046	11 984	15 377	
SPAIN.....	-	6 459	6 459	7 109	-	16 263	16 263	19 417	
INDIA.....	-	-	-	-	-	5 046	5 046	7 502	

Table 2. Schedule A Commodity by Country of Origin,
Customs Value, F.a.s. and C.i.f.—Continued

(For information on coverage, definitions of Customs, f.a.s., and c.i.f. values, see Explanation of Statistics. Shipments valued less than \$251 are shown only under Schedule A commodity number 990.0000 and excluded from all other commodities. OTH CTY represents total for countries averaging under \$1,000 per month based on Customs Value)

Country of origin	Schedule A commodity number, description and unit of quantity							
	Current month				Cumulative, January to date			
	Net quantity	Value (dollars)			Net quantity	Value (dollars)		
Customs		F.a.s.	C.i.f.	Customs		F.a.s.	C.i.f.	
S VETNM.....	-	-	-	-	-	14 974	14 974	24 466
PHIL R.....	-	15 461	15 461	20 855	-	101 301	101 388	143 142
CHINA M.....	-	44 934	43 976	68 938	-	137 409	137 453	191 556
KOR REP.....	-	6 600	6 600	7 196	-	9 020	9 020	10 707
HG KONG.....	-	1 828	1 842	2 725	-	21 580	21 757	29 087
CHINA T.....	-	126 615	126 615	157 151	-	768 294	770 147	970 053
JAPAN.....	-	41 218	42 695	46 027	-	360 826	365 800	416 813
OTH CTY.....	-	2 124	2 141	2 296	-	7 239	7 384	9 991
TOTAL.....	-	246 292	246 842	313 538	-	1 453 998	1 461 216	1 838 111
6611000	LIME, INCLUDING HYDRATED					(LB)		
CANADA.....	48 245 778	578 651	687 415	687 415	294 802 932	3 308 375	4 005 597	4 005 914
OTH CTY.....	-	-	-	-	45 238	1 333	1 333	1 607
TOTAL.....	48 245 778	578 651	687 415	687 415	294 848 170	3 309 708	4 006 930	4 007 521
6612020	CEMENT, WHITE NONSTAINING PORTLAND					(LB)		
BELGIUM.....	-	-	-	-	10 907 910	289 995	290 010	439 943
W GERM.....	-	-	-	-	374 780	6 820	6 820	9 278
SPAIN.....	1 128 960	47 416	47 416	72 171	3 433 920	111 984	111 984	198 713
OTH CTY.....	-	-	-	-	116 064	4 118	4 118	4 708
TOTAL.....	1 128 960	47 416	47 416	72 171	14 832 674	412 917	412 932	652 642
6612030	CEMENT CLINKER					(LB)		
CANADA.....	173 190 008	1 288 010	1 304 510	1 441 196	402 722 629	2 691 497	2 725 457	2 959 024
DENMARK.....	-	-	-	-	29 124 970	409 541	409 541	460 734
U KING.....	-	-	-	-	72 275 840	566 931	566 931	689 764
FRANCE.....	59 758 480	510 263	510 263	598 407	279 338 359	2 511 617	2 511 181	2 984 945
W GERM.....	-	-	-	-	59 819 850	456 161	456 161	571 439
SPAIN.....	26 455 200	192 000	192 000	312 000	26 455 200	192 000	192 000	312 000
JAPAN.....	24 250 820	255 877	255 877	374 001	24 250 820	255 877	255 877	374 001
OTH CTY.....	-	-	-	-	94 004	1 603	1 603	1 603
TOTAL.....	283 654 508	2 246 150	2 262 650	2 725 604	894 081 672	7 085 227	7 118 751	8 353 510
6612050	HYDRAULIC CEMENT NES, AND CONCRETE MIXES, WHETHER WET OR DRY							
CANADA.....	-	2 008 837	2 311 267	2 687 481	-	7 066 854	8 228 414	8 985 663
MEXICO.....	-	324 719	324 717	432 567	-	986 148	986 145	1 325 354
HONDURA.....	-	-	-	-	-	84 140	84 140	142 751
BAHAMAS.....	-	1 200 543	1 200 543	1 363 301	-	4 097 044	4 097 044	4 628 487
COLOMB.....	-	-	-	-	-	64 352	64 352	74 005
SWEDEN.....	-	-	-	-	-	655 577	655 577	958 938
NORWAY.....	-	867 921	867 921	1 216 978	-	2 274 895	2 274 895	3 132 100
DENMARK.....	-	-	-	-	-	46 196	42 508	49 169
U KING.....	-	732 992	732 992	946 636	-	1 740 393	1 740 393	2 392 588
FRANCE.....	-	56 516	48 960	71 330	-	191 365	173 978	243 618
SPAIN.....	-	162 698	162 698	274 641	-	1 742 563	1 742 554	2 634 992
YUGOSLV.....	-	35 885	35 885	55 000	-	35 885	35 885	55 000
OTH CTY.....	-	972	972	2 268	-	5 919	5 919	8 153
TOTAL.....	-	5 391 083	5 685 955	7 050 202	-	18 991 331	20 131 804	24 630 818
6613410	GRANITE, MONUMENTAL, PAVING, OR BUILDING PITCHED, LINED, HEWN, ETC					(CFT)		
CANADA.....	4 846	118 873	120 851	120 851	31 723	376 630	386 804	386 804
BRAZIL.....	424	22 805	22 680	25 200	3 706	180 703	180 206	203 470
URUGUAY.....	-	-	-	-	1 307	11 365	11 365	21 215
ARGENT.....	-	-	-	-	204	8 466	8 466	10 301
SWEDEN.....	843	32 579	32 489	40 914	1 079	44 901	44 523	54 255
FINLAND.....	-	-	-	-	1 726	50 511	50 511	59 615
AUSTRIA.....	282	18 201	18 201	20 760	979	50 180	50 180	57 279
ITALY.....	17 808	218 479	218 143	284 218	142 495	1 567 526	1 553 375	2 020 566
AUSTRAL.....	-	-	-	-	74	6 087	6 046	6 568
REP SAF.....	-	-	-	-	199	5 584	5 584	7 754
OTH CTY.....	48	4 187	4 187	4 624	1 713	15 916	15 634	21 786
TOTAL.....	24 251	415 124	416 551	496 567	185 205	2 317 869	2 312 694	2 849 613
6613415	MARBLE, BRECCIA, AND ONYX SLABS, NOT RUBBED AND NOT POLISHED					(SUF)		
MEXICO.....	866	4 152	4 182	4 182	1 324	5 060	5 120	5 120
BELGIUM.....	1 459	4 456	4 456	5 590	1 890	7 183	7 183	9 370
PORTUGL.....	-	-	-	-	6 822	15 828	15 808	20 720
ITALY.....	17 711	24 956	24 970	36 185	145 388	205 628	204 368	289 066
GREECE.....	-	-	-	-	3 243	5 089	5 089	6 661
OTH CTY.....	-	-	-	-	2 815	2 524	2 524	4 069
TOTAL.....	20 036	33 564	33 608	45 957	161 482	241 312	240 092	335 006
6613425	MARBLE, BRECCIA, AND ONYX SLABS, RUBBED OR POLISHED					(SUF)		
MEXICO.....	6 425	8 795	9 080	9 080	12 283	37 175	39 113	39 113
BRAZIL.....	-	-	-	-	1 200	5 099	5 099	5 591
BELGIUM.....	1 082	3 219	3 219	4 193	1 693	8 179	8 179	10 188
FRANCE.....	-	-	-	-	4 280	7 297	7 297	8 300
W GERM.....	817	4 929	4 929	5 296	4 247	27 089	27 090	29 912
PORTUGL.....	14 717	21 398	21 398	28 423	107 931	166 215	164 500	212 018
ITALY.....	318 456	507 300	505 992	653 988	1 875 627	2 865 986	2 862 728	3 669 191
CHINA T.....	670	6 105	6 105	6 581	2 570	14 744	14 744	15 987
OTH CTY.....	-	-	-	-	2 440	7 006	7 071	8 601
TOTAL.....	342 167	551 746	550 723	707 561	2 012 271	3 138 790	3 135 821	3 998 901

Table 2. Schedule A Commodity by Country of Origin,
Customs Value, F.a.s. and C.i.f.—Continued

(For information on coverage, definitions of Customs, f.a.s., and c.i.f. values, see Explanation of Statistics. Shipments valued less than \$251 are shown only under Schedule A commodity number 990.0000 and excluded from all other commodities. OTH CTY represents total for countries averaging under \$1,000 per month based on Customs Value)

Country of origin	Schedule A commodity number, description and unit of quantity							
	Current month				Cumulative, January to date			
	Net quantity	Value (dollars)			Net quantity	Value (dollars)		
Customs		F.a.s.	C.i.f.	Customs		F.a.s.	C.i.f.	
6613430	MARBLE, BRECCIA, AND ONYX ARTICLES NES							
MEXICO.....	-	91 271	93 868	96 724	-	380 960	369 762	400 213
BRAZIL.....	-	-	-	-	-	8 950	8 950	9 638
ARGENT.....	-	-	-	-	-	27 497	27 497	29 910
U KING.....	-	406	376	478	-	6 963	6 932	8 648
FRANCE.....	-	3 535	3 619	4 037	-	32 725	32 501	36 752
W GERM.....	-	1 749	1 749	1 940	-	5 701	5 701	6 175
SPAIN.....	-	-	-	-	-	10 378	10 378	12 305
PORTUGL.....	-	14 857	14 857	18 036	-	107 206	107 476	132 799
ITALY.....	-	415 564	414 239	515 792	-	2 561 431	2 555 631	3 183 987
GREECE.....	-	-	-	-	-	13 391	13 391	15 086
INDIA.....	-	-	-	-	-	6 678	6 683	8 350
PAKISTN.....	-	5 260	5 258	6 729	-	34 455	34 439	45 643
CHINA T.....	-	17 512	17 675	23 353	-	100 268	100 169	118 479
OTH CTY.....	-	2 116	2 128	2 241	-	24 704	24 751	27 766
TOTAL.....	-	552 270	553 769	669 330	-	3 321 307	3 324 281	4 035 751
6613440	TRAVERTINE, MONUMENTAL, PAVING, OR BUILDING, PITCHED, LINED, HEWN, ETC (STN)							
FRANCE.....	-	-	-	-	18	11 701	11 068	12 469
ITALY.....	2 372	193 558	192 710	255 391	7 233	1 238 408	1 233 735	1 657 036
OTH CTY.....	-	-	-	-	1	1 207	1 218	1 218
TOTAL.....	2 372	193 558	192 710	255 391	7 252	1 251 316	1 246 021	1 670 723
6613450	STONE NES, WORKED, AND ARTICLES THEREOF							
CANADA.....	-	95 097	98 932	98 932	-	662 459	692 540	692 397
MEXICO.....	-	22 657	24 004	24 004	-	114 446	120 128	121 571
U KING.....	-	1 618	1 618	1 821	-	13 212	13 635	15 440
W GERM.....	-	32 578	32 578	34 631	-	57 960	57 960	64 592
POLAND.....	-	59 590	59 590	62 115	-	116 913	116 913	130 042
ITALY.....	-	49 799	49 773	70 005	-	226 758	226 414	314 626
INDIA.....	-	3 897	3 897	10 750	-	8 841	8 841	19 147
CHINA M.....	-	-	-	-	-	6 543	6 543	7 740
HG KONG.....	-	-	-	-	-	8 213	8 213	9 332
CHINA T.....	-	848	890	967	-	25 817	26 092	29 273
JAPAN.....	-	2 652	2 689	3 147	-	16 396	16 618	19 806
OTH CTY.....	-	1 706	1 870	2 095	-	19 642	19 778	25 348
TOTAL.....	-	270 442	275 841	308 467	-	1 277 200	1 313 675	1 449 916
6613500	SLATE AND ARTICLES OF SLATE, INCLUDING ROOFING, CHIPS, AND SPALLS							
NORWAY.....	-	-	-	-	-	6 307	6 307	7 715
BELGIUM.....	-	-	-	-	-	6 912	6 912	7 614
SPAIN.....	-	50 193	50 193	59 020	-	119 004	119 004	145 166
PORTUGL.....	-	19 465	19 465	24 245	-	168 040	168 215	215 231
ITALY.....	-	363 429	363 365	471 219	-	2 679 714	2 667 674	3 589 978
JAPAN.....	-	-	-	-	-	7 399	7 441	9 212
OTH CTY.....	-	266	266	280	-	5 587	5 587	7 212
TOTAL.....	-	433 353	433 289	554 764	-	2 992 963	2 981 140	3 982 128
6618200	GYPSUM OR PLASTER BUILDING BOARDS AND LATH (LB)							
OTH CTY.....	-	-	-	-	400	273	309	309
TOTAL.....	-	-	-	-	400	273	309	309
6618320	PIPES, TUBES, AND FITTINGS IN PART OF ASBESTOS AND HYDRAULIC CEMENT (LB)							
CANADA.....	1 750	1 040	1 085	1 085	214 140	27 699	28 739	28 739
MEXICO.....	942 407	101 157	101 157	101 157	4 915 646	481 313	481 413	481 413
COLOMB.....	-	-	-	-	156 079	11 859	11 859	13 717
FRANCE.....	-	-	-	-	1 220 667	110 444	110 444	158 552
TOTAL.....	944 157	102 197	102 242	102 242	6 506 532	631 315	632 455	682 421
6618340	ASBESTOS & HYDRAULIC CEMENT ARTICLES NES (LB)							
CANADA.....	800 898	100 180	105 126	105 126	3 063 134	467 670	502 756	502 786
MEXICO.....	7 726	1 147	1 147	1 147	38 808	5 497	5 497	5 497
GUATMAL.....	40 007	3 303	3 303	4 460	117 947	9 432	9 432	12 863
COLOMB.....	127 324	15 100	15 100	19 824	11 657 230	1 209 814	1 209 822	1 403 508
BELGIUM.....	533 272	138 769	138 769	159 023	5 272 382	1 204 532	1 204 133	1 423 134
W GERM.....	21 252	2 519	2 519	3 346	2 953 502	222 256	222 255	334 223
JAPAN.....	-	-	-	-	113 709	26 962	26 962	32 228
AUSTRAL.....	79 121	17 713	21 034	24 355	227 495	52 272	55 593	65 446
OTH CTY.....	1 144	636	654	654	1 144	636	654	654
TOTAL.....	1 610 744	279 367	287 652	317 955	23 445 351	3 219 071	3 237 104	3 780 339
6623020	BRICKS, MAGNESITE (LB)							
CANADA.....	4 253 421	555 861	583 778	583 778	20 757 796	2 697 696	2 819 185	2 854 842
W GERM.....	658 078	113 668	113 668	124 788	1 554 592	263 454	263 454	296 078
AUSTRIA.....	319 492	55 507	55 507	65 238	1 053 853	156 280	156 280	194 604
JAPAN.....	-	-	-	-	100 994	17 165	17 165	20 763
OTH CTY.....	-	-	-	-	36 253	3 258	3 258	4 498
TOTAL.....	5 230 991	725 036	752 953	773 804	23 503 488	3 137 853	3 259 342	3 370 785
6623040	BRICKS, REFRACTORY AND HEAT INSULATING NES, AND REFRACTORY MORTARS, MIXES, AND POWDERS							
CANADA.....	-	48 200	48 959	48 959	-	397 952	432 091	432 272

Table 2. Schedule A Commodity by Country of Origin,
Customs Value, F.a.s. and C.i.f.—Continued

(For information on coverage, definitions of Customs, f.a.s., and c.i.f. values, see Explanation of Statistics. Shipments valued less than \$251 are shown only under Schedule A commodity number 990.0000 and excluded from all other commodities. OTH CTY represents total for countries averaging under \$1,000 per month based on Customs Value)

Country of origin	Schedule A commodity number, description and unit of quantity							
	Net quantity	Current month			Net quantity	Cumulative, January to date		
		Value (dollars)				Value (dollars)		
	Customs	F.a.s.	C.i.f.	Customs	F.a.s.	C.i.f.		
FINLAND.....	-	12 080	12 080	13 679	-	12 080	12 080	13 679
DENMARK.....	-	33 154	33 154	51 206	-	148 732	151 732	229 855
U KING.....	-	17 271	17 271	19 320	-	589 621	589 622	676 791
BELGIUM.....	-	-	-	-	-	14 185	14 185	14 185
FRANCE.....	-	84 435	84 435	113 025	-	161 201	162 188	210 706
W GERM.....	-	396 936	396 936	457 577	-	2 775 758	2 772 255	3 265 823
AUSTRIA.....	-	1 868	1 868	2 435	-	5 792	5 792	8 005
POLAND.....	-	49 205	49 205	64 263	-	150 084	150 084	200 196
JAPAN.....	-	209 563	209 563	277 718	-	227 309	227 230	299 195
AUSTRAL.....	-	7 835	7 835	9 893	-	51 041	51 041	66 535
OTH CTY.....	-	2 057	2 057	3 566	-	10 192	10 192	12 581
TOTAL.....	-	862 604	863 363	1 061 641	-	4 543 947	4 578 492	5 429 823
6624100	BRICKS, CERAMIC, WHETHER OR NOT COATED WITH ENGOBE, GLAZE OR ENAMEL							(M)
CANADA.....	918	133 983	142 560	142 560	3 096	546 411	576 413	576 413
MEXICO.....	9 529	361 856	374 737	374 737	38 072	1 462 177	1 521 257	1 521 264
W GERM.....	194	31 422	31 422	32 949	217	46 581	46 581	51 913
OTH CTY.....	18	1 698	1 698	2 551	95	4 782	4 782	8 182
TOTAL.....	10 659	528 959	550 417	552 797	41 480	2 059 951	2 149 033	2 157 772
6624710	TILE, CERAMIC MOSAIC, IN BULK AND SHEETS WITH NOV 300 TILES/SFT, STR EDGE NOT GLAZED							(SFT)
COLOMB.....	20 344	3 591	3 591	3 896	45 661	8 090	8 090	9 000
KOR REP.....	94 500	19 407	19 407	25 458	505 810	117 472	117 472	152 858
JAPAN.....	108 884	30 782	31 015	37 830	569 637	186 812	187 214	223 494
OTH CTY.....	494	508	620	620	13 003	6 456	6 577	7 868
TOTAL.....	224 222	54 288	54 633	67 804	1 134 111	318 830	319 353	393 220
6624720	TILE, CERAMIC MOSAIC, IN BULK AND SHEETS WITH NOV 300 TILES/SFT, STRAIGHT EDGE, GLAZED							(SFT)
MEXICO.....	-	-	-	-	7 318	12 618	12 618	13 663
ITALY.....	-	-	-	-	27 929	9 153	9 153	12 508
PHIL R.....	-	-	-	-	57 766	17 818	17 818	21 239
KOR REP.....	408 907	97 117	97 117	128 005	2 143 687	514 769	516 646	679 413
CHINA T.....	-	-	-	-	357 030	141 059	141 059	162 257
JAPAN.....	1 154 751	416 030	416 617	494 400	7 035 543	2 590 609	2 592 527	3 050 253
OTH CTY.....	1 200	792	792	889	24 431	11 438	11 551	13 160
TOTAL.....	1 564 858	513 939	514 526	623 294	9 653 704	3 297 464	3 301 372	3 952 493
6624730	TILE, CERAMIC MOSAIC FLOOR AND WALL, NES							(SFT)
KOR REP.....	21 600	5 292	5 292	7 011	65 070	17 945	17 945	22 855
JAPAN.....	164 869	59 204	59 204	69 886	274 464	111 960	111 960	130 674
OTH CTY.....	6 930	2 168	2 168	2 470	12 993	8 753	8 820	9 528
TOTAL.....	193 399	66 664	66 664	79 367	352 527	138 658	138 725	163 057
6624740	TILE, CERAMIC FLOOR AND WALL, EXCEPT MOSAIC, NOT GLAZED							(SFT)
CANADA.....	1 700	2 675	2 800	2 800	16 505	14 392	14 849	14 849
MEXICO.....	363 973	72 241	72 060	72 060	1 355 732	265 804	269 757	269 757
DOM REP.....	6 375	5 726	5 726	7 194	85 759	31 357	31 357	40 307
U KING.....	283 516	68 826	69 828	99 878	938 077	247 138	249 481	372 448
FRANCE.....	5 679	5 551	5 551	7 788	47 084	51 164	51 178	60 276
W GERM.....	80 880	57 381	57 381	71 592	558 956	305 327	305 327	388 913
SPAIN.....	12 295	3 842	3 842	5 276	155 518	47 723	47 583	69 323
ITALY.....	164 402	42 383	42 274	63 221	1 411 564	374 580	377 696	570 132
KOR REP.....	17 280	6 221	6 221	7 269	35 917	11 308	11 308	14 891
JAPAN.....	1 432	7 179	7 179	7 719	1 151 681	79 830	79 356	94 008
OTH CTY.....	-	-	-	-	14 445	7 885	7 885	9 758
TOTAL.....	937 532	272 025	272 862	344 747	5 771 238	1 436 508	1 445 777	1 904 662
6624750	TILE, CERAMIC FLOOR AND WALL, EXCEPT MOSAIC, GLAZED							(SFT)
CANADA.....	3 060	1 444	1 474	1 474	9 432	14 699	15 032	15 032
MEXICO.....	761 883	309 286	331 544	333 441	4 069 997	1 670 925	1 791 212	1 795 029
COLOMB.....	2 756	525	525	570	307 470	64 672	61 547	77 426
BRAZIL.....	82 380	33 171	33 171	39 773	516 228	155 669	155 398	198 876
SWEDEN.....	-	-	-	-	7 577	5 756	5 756	6 957
DENMARK.....	-	-	-	-	15 156	14 480	14 480	16 884
U KING.....	179 763	97 985	96 586	114 038	1 480 180	660 411	650 335	775 553
NETHLDs.....	6 451	9 661	9 661	10 137	21 273	35 252	35 083	39 866
FRANCE.....	2 098	4 266	4 325	4 675	2 613	8 574	8 634	9 268
W GERM.....	97 104	87 173	87 522	95 855	300 350	275 834	275 668	305 536
SPAIN.....	195 287	105 595	105 588	129 994	856 407	407 151	407 139	507 289
PORTUGL.....	30 172	26 655	26 655	29 929	95 214	104 860	104 860	118 006
ITALY.....	1 070 963	728 043	727 662	893 623	5 648 438	3 687 909	3 689 140	4 565 721
ISRAEL.....	100	1 468	1 468	2 066	33 133	24 554	24 554	31 189
PHIL R.....	75 250	20 551	20 551	24 569	1 262 760	402 852	402 852	475 468
KOR REP.....	15 120	11 336	11 336	13 298	40 192	32 567	32 567	37 206
JAPAN.....	972 845	450 370	453 745	537 147	6 282 526	2 912 095	2 928 176	3 428 501
OTH CTY.....	900	965	965	1 052	3 597	3 370	3 370	4 071
TOTAL.....	3 496 132	1 888 494	1 912 778	2 231 641	20 952 543	10 481 630	10 605 803	12 407 878
6624800	CERAMIC CONSTRUCTION ARTICLES NES							
CANADA.....	-	14 900	15 603	15 603	-	101 757	108 691	108 691
MEXICO.....	-	21 259	21 857	21 867	-	49 307	49 932	49 942
DOM REP.....	-	2 392	2 392	3 249	-	15 597	15 597	21 667
VENEZ.....	-	-	-	-	-	46 650	49 797	54 204

Table 2. Schedule A Commodity by Country of Origin,
Customs Value, F.a.s. and C.i.f.—Continued

(For information on coverage, definitions of Customs, f.a.s., and c.i.f. values, see Explanation of Statistics. Shipments valued less than \$251 are shown only under Schedule A commodity number 990.0000 and excluded from all other commodities. OTH CTY represents total for countries averaging under \$1,000 per month based on Customs Value)

Country of origin	Schedule A commodity number, description and unit of quantity							
	Current month				Cumulative, January to date			
	Net quantity	Value (dollars)			Net quantity	Value (dollars)		
Customs		F.a.s.	C.i.f.	Customs		F.a.s.	C.i.f.	
U KING.....	-	5 984	5 984	7 029	-	12 450	12 492	14 696
W GERM.....	-	66 273	68 417	76 815	-	402 685	409 434	458 333
SPAIN.....	-	1 665	1 665	3 750	-	31 398	31 344	56 732
ITALY.....	-	-	-	-	-	8 007	8 007	8 906
JAPAN.....	-	2 266	2 266	2 569	-	6 603	6 603	8 081
OTH CTY.....	-	-	-	-	-	6 209	6 209	10 033
TOTAL.....	-	114 739	118 184	130 882	-	680 663	698 106	791 285
6631100	WHEELS, HAND OR PEDAL OPERATED, ABRASIVE, GRINDING AND POLISHING							
CANADA.....	-	58 552	59 755	59 765	-	237 630	241 050	241 232
BRAZIL.....	-	4 356	4 356	4 714	-	7 776	7 776	8 342
SWEDEN.....	-	7 231	7 232	7 281	-	22 028	22 030	22 485
NORWAY.....	-	-	-	-	-	38 475	38 474	40 700
U KING.....	-	10 122	10 121	10 661	-	212 357	212 679	236 375
NETHLDs.....	-	4 249	4 249	4 606	-	16 364	16 364	17 114
BELGIUM.....	-	18 032	18 032	18 457	-	90 805	90 805	93 150
FRANCE.....	-	2 822	2 822	2 958	-	147 015	146 591	152 129
W GERM.....	-	79 910	78 848	83 046	-	548 273	546 233	572 759
AUSTRIA.....	-	8 260	8 260	8 440	-	70 381	70 383	72 085
SWITZLD.....	-	20 846	20 846	21 280	-	133 267	133 341	136 470
SPAIN.....	-	8 792	8 792	9 362	-	129 650	129 650	139 672
PORTUGL.....	-	1 146	1 146	1 454	-	56 167	56 167	63 175
ITALY.....	-	70 089	70 264	75 773	-	370 631	371 241	397 635
ISRAEL.....	-	445	445	451	-	41 972	41 588	43 275
JAPAN.....	-	90 788	90 870	96 703	-	296 161	298 165	314 020
OTH CTY.....	-	2 863	2 863	3 090	-	7 095	7 095	7 400
TOTAL.....	-	388 503	388 901	408 041	-	2 426 047	2 429 636	2 558 018
6631200	HONES, WHETSTONES, OILSTONES, AND POLISHING STONES DESIGNED TO BE USED DIRECTLY BY HAND (NO)							
U KING.....	1 670	4 586	4 586	4 822	18 611	12 826	12 826	13 400
W GERM.....	3 190	3 691	3 691	3 895	10 970	20 136	20 136	20 855
JAPAN.....	4 900	4 063	4 079	4 550	28 357	23 083	23 319	24 883
OTH CTY.....	750	375	375	383	44 243	7 438	7 438	8 676
TOTAL.....	10 510	12 715	12 731	13 650	102 181	63 483	63 719	67 814
6632000	CLOTHS AND PAPERS, ABRASIVE, AND ABRASIVE ARTICLES, NES							
CANADA.....	-	509 802	516 515	516 512	-	3 039 165	3 080 616	3 080 946
MEXICO.....	-	39 506	39 384	39 494	-	207 543	206 273	207 040
SWEDEN.....	-	1 243	1 243	1 335	-	16 432	16 432	17 163
NORWAY.....	-	6 190	6 191	6 461	-	107 471	107 472	117 040
FINLAND.....	-	12 113	12 113	13 024	-	83 471	83 471	90 337
U KING.....	-	23 626	23 499	30 353	-	54 729	54 602	65 794
NETHLDs.....	-	-	-	-	-	5 770	5 770	5 887
FRANCE.....	-	1 014	1 014	1 391	-	32 655	32 458	35 241
W GERM.....	-	326 199	288 136	297 565	-	1 487 825	1 259 452	1 306 093
SWITZLD.....	-	255 122	143 549	147 770	-	1 170 149	729 107	745 241
SPAIN.....	-	23 620	21 940	23 651	-	106 038	102 696	111 701
ITALY.....	-	88 010	85 028	94 828	-	530 572	512 340	552 613
INDIA.....	-	-	-	-	-	11 054	7 756	9 018
CHINA M.....	-	201 491	201 491	209 591	-	552 992	552 992	577 509
CHINA T.....	-	1 315	1 315	1 422	-	5 763	5 763	6 422
JAPAN.....	-	94 084	94 345	104 378	-	187 966	188 293	204 961
OTH CTY.....	-	1 840	1 840	2 109	-	13 334	13 334	17 185
TOTAL.....	-	1 585 175	1 437 603	1 489 884	-	7 612 929	6 958 827	7 150 191
6634000	MICA, WORKED, AND ARTICLES THEREOF (LB)							
CANADA.....	4 430	17 391	17 668	17 668	11 379	49 180	49 855	49 897
U KING.....	-	-	-	-	507	8 806	8 806	9 212
NETHLDs.....	15	945	945	955	70	7 150	7 150	7 263
BELGIUM.....	38 346	41 941	41 941	43 955	514 062	622 760	629 029	663 698
W GERM.....	-	-	-	-	7 098	13 771	13 771	14 108
INDIA.....	16 043	67 754	70 087	77 147	49 845	304 233	312 495	341 104
OTH CTY.....	53	1 870	1 870	1 896	376	9 212	9 212	9 413
TOTAL.....	58 887	129 901	132 511	141 621	583 337	1 015 112	1 030 318	1 094 695
6635000	MINERAL INSULATING MATERIALS, NES							
CANADA.....	-	2 251	2 262	2 262	-	32 665	35 204	35 204
SWEDEN.....	-	-	-	-	-	18 742	18 742	21 698
U KING.....	-	3 745	3 745	4 655	-	58 794	58 794	65 475
OTH CTY.....	-	1 994	1 994	2 855	-	8 291	8 291	9 266
TOTAL.....	-	7 990	8 001	9 772	-	118 492	121 031	131 643
6636100	PLASTER OF PARIS STATUES, STATUETTES, BAS-RELIEFS AND OTHER ARTICLES							
CANADA.....	-	8 109	8 091	8 091	-	20 027	20 062	20 088
MEXICO.....	-	90 022	90 123	90 123	-	325 363	325 570	329 711
U KING.....	-	7 470	7 470	10 300	-	81 103	79 122	90 666
BELGIUM.....	-	5 250	5 250	6 752	-	5 250	5 250	6 752
SPAIN.....	-	66 402	66 402	77 947	-	283 898	283 577	338 206
ITALY.....	-	19 132	19 132	22 931	-	81 553	81 553	102 319
CHINA T.....	-	7 640	7 640	8 412	-	9 294	9 388	10 378
OTH CTY.....	-	1 435	1 435	1 479	-	9 042	9 042	10 325
TOTAL.....	-	205 460	205 543	226 035	-	815 530	813 564	908 445

Table 2. Schedule A Commodity by Country of Origin,
Customs Value, F.a.s. and C.i.f.—Continued

(For information on coverage, definitions of Customs, f.a.s., and c.i.f. values, see Explanation of Statistics. Shipments valued less than \$251 are shown only under Schedule A commodity number 990.0000 and excluded from all other commodities. OTH CTY represents total for countries averaging under \$1,000 per month based on Customs Value)

Country of origin	Schedule A commodity number, description and unit of quantity							
	Current month				Cumulative, January to date			
	Net quantity	Value (dollars)			Net quantity	Value (dollars)		
Customs		F.a.s.	C.i.f.	Customs		F.a.s.	C.i.f.	
6636220	TILES, CONCRETE, FLOOR AND WALL							(SFT)
CANADA.....	-	-	-	-	1 829	5 348	5 521	5 521
MEXICO.....	284 701	168 196	172 868	172 868	1 071 971	616 596	634 844	635 644
ITALY.....	204 870	38 553	38 553	96 237	362 422	75 307	75 308	157 591
OTH CTY.....	-	-	-	-	646	267	267	548
TOTAL.....	489 571	206 749	211 421	269 105	1 436 868	697 518	715 940	799 304
6636240	STONE STATUARY & SCULPTURES, NES, PROFESSIONAL PRODUCTIONS, AND CONCRETE ARTICLES, NES							
CANADA.....	-	328 433	363 449	363 450	-	718 369	767 046	788 356
MEXICO.....	-	3 222	3 222	3 222	-	24 901	24 941	24 941
DOM REP.....	-	-	-	-	-	21 450	21 450	28 372
U KING.....	-	-	-	-	-	5 244	5 586	7 782
W GERM.....	-	298	298	312	-	7 405	7 405	7 419
ITALY.....	-	7 683	7 683	9 064	-	154 531	154 789	180 514
OTH CTY.....	-	2 926	2 926	3 120	-	5 170	5 170	5 669
TOTAL.....	-	342 562	377 578	379 168	-	937 070	1 006 387	1 043 053
6636420	CARBON AND GRAPHITE ARTICLES, NES							
CANADA.....	-	83 507	84 353	84 353	-	285 198	289 072	288 982
U KING.....	-	24 971	24 971	26 806	-	109 159	109 476	114 987
NETHLDS.....	-	7 048	7 048	7 536	-	27 918	27 918	30 617
FRANCE.....	-	22 540	22 540	25 897	-	231 228	230 122	266 792
W GERM.....	-	75 846	73 214	83 628	-	384 211	376 300	443 978
ITALY.....	-	3 258	3 258	4 012	-	64 050	64 019	68 869
JAPAN.....	-	184 629	184 547	192 679	-	958 398	958 145	997 931
AUSTRAL.....	-	3 102	3 102	3 180	-	10 205	10 205	10 589
OTH CTY.....	-	672	672	1 507	-	9 011	9 011	10 402
TOTAL.....	-	405 573	403 705	429 598	-	2 079 378	2 074 268	2 233 147
6636440	PLANTING POTS IN PART OF PEAT MOSS							(M)
CANADA.....	-	-	-	-	1 138	21 116	21 647	21 647
NORWAY.....	2 080	24 821	24 821	27 657	46 383	402 626	398 595	441 358
FINLAND.....	2 592	21 120	21 120	25 864	20 522	157 587	157 647	189 828
DENMARK.....	6 588	47 785	47 709	59 977	73 662	513 655	512 032	629 446
U KING.....	498	4 715	4 715	6 763	2 300	18 885	18 885	27 455
IRELAND.....	1 606	17 397	17 397	23 263	25 651	177 536	177 516	242 395
BELGIUM.....	-	-	-	-	550	7 668	7 557	8 120
FRANCE.....	2 222	17 726	17 726	21 989	41 627	231 495	236 050	279 435
W GERM.....	-	-	-	-	664	5 889	5 889	7 659
SWITZLD.....	-	-	-	-	1 600	23 509	23 509	25 271
TOTAL.....	15 586	133 564	133 488	165 513	214 097	1 559 966	1 559 327	1 872 614
6636460	NON-CERAMIC ARTICLES OF MINERAL SUBSTANCES, NES							
CANADA.....	-	359 360	384 114	388 361	-	1 546 612	1 666 964	1 690 122
MEXICO.....	-	20 091	20 211	20 211	-	117 119	117 359	118 664
ARGENT.....	-	39 224	39 224	40 950	-	69 571	69 571	72 630
SWEDEN.....	-	-	-	-	-	342 511	348 511	405 980
FINLAND.....	-	-	-	-	-	591 425	591 425	746 420
DENMARK.....	-	3 619	3 619	6 142	-	381 123	364 341	381 043
U KING.....	-	5 579	5 576	6 571	-	401 670	404 754	429 184
NETHLDS.....	-	-	-	-	-	224 288	224 288	229 488
BELGIUM.....	-	3 080	3 080	3 417	-	8 641	8 641	9 557
FRANCE.....	-	-	-	-	-	54 777	51 886	55 239
W GERM.....	-	238 688	238 688	250 223	-	879 920	880 032	928 376
SWITZLD.....	-	-	-	-	-	6 518	6 518	6 870
ITALY.....	-	12 099	12 100	15 474	-	308 122	303 099	357 576
GREECE.....	-	-	-	-	-	12 575	12 575	17 859
INDIA.....	-	1 218	1 218	1 407	-	6 068	6 068	7 013
CHINA M.....	-	2 005	2 006	2 435	-	32 025	31 267	36 197
HG KONG.....	-	585	585	626	-	14 955	14 999	15 905
CHINA T.....	-	-	-	-	-	7 494	7 494	8 422
JAPAN.....	-	449	507	627	-	400 154	400 113	449 898
REP SAF.....	-	167 314	167 314	203 875	-	313 379	313 379	370 920
OTH CTY.....	-	-	-	-	-	4 181	4 181	4 990
TOTAL.....	-	853 311	878 242	940 319	-	5 723 128	5 827 465	6 342 353
6637000	REFRACTORY AND HEAT INSULATING ARTICLES, SHAPED, INCLUDING CARBON OR GRAPHITE CRUCIBLES							
CANADA.....	-	25 558	25 922	26 371	-	90 868	92 187	93 967
MEXICO.....	-	9 418	9 618	9 618	-	48 326	47 468	47 468
SWEDEN.....	-	19 566	19 566	20 890	-	116 388	113 528	124 982
U KING.....	-	21 536	21 537	26 061	-	219 341	217 150	247 629
FRANCE.....	-	49 558	49 558	56 416	-	203 757	203 757	231 024
W GERM.....	-	76 334	76 334	83 077	-	374 078	373 539	404 781
SWITZLD.....	-	4 980	4 980	5 095	-	32 562	32 562	33 505
ITALY.....	-	714	714	798	-	12 354	12 354	13 173
JAPAN.....	-	34 579	34 579	39 291	-	76 127	76 213	85 710
OTH CTY.....	-	1 347	1 347	1 590	-	7 461	7 461	8 662
TOTAL.....	-	243 590	244 155	269 207	-	1 181 262	1 176 219	1 291 101
6638000	ASBESTOS ARTICLES, NES, AND ASBESTOS YARN, SLIVER, ROPE, ETC WITH OR WITHOUT WIRE							
CANADA.....	-	492 048	493 083	493 241	-	1 771 848	1 783 569	1 784 098
MEXICO.....	-	195 465	184 777	195 656	-	1 062 782	1 010 624	1 055 673
VENEZ.....	-	14 205	14 205	14 554	-	28 489	28 489	29 890

Table 2. **Schedule A Commodity by Country of Origin, Customs Value, F.a.s. and C.i.f.—Continued**

(For information on coverage, definitions of Customs, f.a.s., and c.i.f. values, see Explanation of Statistics. Shipments valued less than \$251 are shown only under Schedule A commodity number 990.0000 and excluded from all other commodities. OTH CTY represents total for countries averaging under \$1,000 per month based on Customs Value)

Country of origin	Schedule A commodity number, description and unit of quantity							
	Current month				Cumulative, January to date			
	Net quantity	Value (dollars)			Net quantity	Value (dollars)		
Customs		F.a.s.	C.i.f.	Customs		F.a.s.	C.i.f.	
BRAZIL.....	-	78 824	78 824	82 197	-	331 662	321 662	336 464
SWEDEN.....	-	665	665	673	-	10 286	10 285	11 383
FINLAND.....	-	-	-	-	-	8 499	8 499	9 149
DENMARK.....	-	3 676	3 649	3 897	-	7 959	7 605	7 894
U KING.....	-	577 177	575 914	642 498	-	2 221 079	2 223 273	2 433 559
NETHLDs.....	-	-	-	-	-	9 968	9 968	10 311
BELGIUM.....	-	-	-	-	-	10 112	10 123	10 956
FRANCE.....	-	7 698	7 698	7 993	-	54 904	55 030	57 364
W GERM.....	-	150 820	149 682	157 467	-	631 161	628 146	658 603
SPAIN.....	-	91 798	91 798	98 459	-	347 413	347 413	373 366
ITALY.....	-	9 856	9 856	10 111	-	73 122	73 122	79 247
YUGOSLV.....	-	-	-	-	-	17 664	17 664	19 251
KOR REP.....	-	-	-	-	-	50 154	47 361	51 716
CHINA T.....	-	159 137	153 208	163 404	-	566 450	548 958	591 022
JAPAN.....	-	85 443	83 558	91 772	-	514 772	512 508	557 889
REP SAF.....	-	-	-	-	-	119 527	119 527	120 127
OTH CTY.....	-	1 839	1 839	2 029	-	4 824	4 824	5 197
TOTAL.....	-	1 868 651	1 848 756	1 963 971	-	7 842 695	7 768 670	8 203 359
6639100	LABORATORY AND INDUSTRIAL CERAMIC WARE							
CANADA.....	-	6 703	6 771	6 771	-	7 303	7 451	7 451
U KING.....	-	2 525	2 579	2 770	-	18 521	18 575	28 210
W GERM.....	-	46 115	46 115	63 358	-	168 615	168 615	209 683
JAPAN.....	-	-	-	-	-	12 554	12 554	12 954
TOTAL.....	-	55 343	55 465	72 899	-	206 993	207 195	258 298
6639200	CERAMIC WARES AND ARTICLES, NES							
CANADA.....	-	7 261	7 261	7 435	-	22 462	22 980	23 154
MEXICO.....	-	892	892	892	-	5 251	5 251	5 253
DENMARK.....	-	-	-	-	-	6 429	6 429	6 604
U KING.....	-	24 077	24 077	26 075	-	124 631	124 631	135 436
NETHLDs.....	-	8 186	8 186	8 286	-	62 858	62 858	63 686
FRANCE.....	-	16 176	18 980	20 349	-	119 577	119 319	125 628
W GERM.....	-	129 486	129 167	132 093	-	775 647	775 307	795 897
SWITZLD.....	-	305	305	320	-	12 069	12 069	12 363
ITALY.....	-	2 512	2 548	3 511	-	21 880	21 904	26 509
JAPAN.....	-	4 970	4 970	5 082	-	66 526	66 941	69 418
OTH CTY.....	-	6 944	6 944	7 691	-	17 123	17 193	20 005
TOTAL.....	-	200 809	203 330	211 734	-	1 234 453	1 234 882	1 284 153
6641000	GLASS RODS, TUBES & TUBING, UNPROCESSED, & GLASS WASTE & SCRAP, IN THE MASS OR GLOBULES							
CANADA.....	-	14 431	16 540	16 540	-	51 230	63 942	63 942
U KING.....	-	35 592	30 465	37 365	-	169 656	147 202	184 570
NETHLDs.....	-	3 509	3 509	3 677	-	14 871	14 871	15 811
FRANCE.....	-	53 104	49 621	56 089	-	706 515	666 525	716 169
W GERM.....	-	370 591	370 591	383 145	-	2 304 612	2 303 544	2 395 200
ITALY.....	-	8 570	8 570	9 023	-	49 668	49 668	52 317
JAPAN.....	-	49 724	48 002	52 289	-	294 441	283 050	301 523
AUSTRAL.....	-	5 927	5 927	6 087	-	6 775	6 775	6 961
OTH CTY.....	-	584	589	589	-	5 135	5 212	6 515
TOTAL.....	-	542 032	533 814	564 804	-	3 602 903	3 540 789	3 743 008
6642000	GLASS, OPTICAL, AND SYNTHETIC OPTICAL CRYSTALS, POLARIZING MTLs AND LENS BLANKS							
U KING.....	-	42 624	42 624	44 298	-	96 339	96 339	100 542
FRANCE.....	-	-	-	-	-	178 601	178 601	181 830
W GERM.....	-	76 068	76 085	78 402	-	356 187	350 254	361 102
JAPAN.....	-	88 319	88 540	99 310	-	617 943	619 539	666 669
OTH CTY.....	-	2 155	2 155	2 215	-	4 963	4 671	5 207
TOTAL.....	-	209 166	209 404	224 225	-	1 254 033	1 249 404	1 315 350
6643020	GLASS, ORDINARY AND RIBBON, DRAWN OR BLOWN (LB)							
CANADA.....	879 972	110 706	115 283	115 283	899 556	114 661	119 238	119 238
MEXICO.....	1 111 030	80 319	84 094	84 094	2 739 347	211 802	220 814	220 814
COLOMB.....	25 686	1 621	1 621	2 406	293 833	17 097	17 097	25 386
U KING.....	3 272	2 604	2 604	3 214	27 322	26 569	26 569	28 673
BELGIUM.....	606 025	95 287	95 523	119 532	2 155 031	384 156	364 459	475 215
FRANCE.....	-	-	-	-	17 049	9 029	9 029	9 543
W GERM.....	1 678 065	254 650	256 330	321 192	5 598 243	1 336 601	1 340 684	1 567 534
HUNGARY.....	1 131 670	65 936	65 936	80 452	7 270 657	396 010	396 015	532 061
SWITZLD.....	-	-	-	-	23 410	30 994	31 002	33 919
POLAND.....	263 829	14 781	14 781	23 308	2 871 916	150 060	150 060	241 808
USSR.....	1 463 892	57 168	57 168	88 720	7 461 662	326 622	326 622	478 617
SPAIN.....	1 377 468	104 642	104 642	148 411	4 605 674	361 626	361 606	510 880
PORTUGL.....	267 417	16 819	16 819	24 369	971 420	60 506	60 506	87 317
ITALY.....	-	-	-	-	559 896	44 592	44 592	71 173
YUGOSLV.....	39 006	2 125	2 125	3 255	177 499	9 438	9 438	14 585
GREECE.....	-	-	-	-	356 898	21 721	21 721	27 328
ROMANIA.....	2 216 526	96 091	96 091	136 484	24 947 100	1 037 907	1 047 906	1 547 484
TURKEY.....	-	-	-	-	122 197	7 781	7 781	11 898
ISRAEL.....	433 501	26 173	26 173	42 279	1 795 565	116 796	116 796	179 820
PHIL R.....	-	-	-	-	1 274 176	90 167	91 908	127 749
KOR REP.....	342 264	20 263	20 263	30 933	2 526 643	150 144	150 144	228 968
CHINA T.....	30 966	3 442	3 442	4 288	374 996	35 759	35 759	45 729
JAPAN.....	1 008 698	135 723	131 553	175 013	4 042 919	565 018	556 458	719 387
OTH CTY.....	-	-	-	-	2 203	2 008	2 007	2 205
TOTAL.....	12 879 287	1 088 350	1 094 448	1 403 233	71 115 212	5 507 064	5 528 211	7 307 331

Table 2. Schedule A Commodity by Country of Origin,
Customs Value, F.a.s. and C.i.f.—Continued

(For information on coverage, definitions of Customs, f.a.s., and c.i.f. values, see Explanation of Statistics. Shipments valued less than \$251 are shown only under Schedule A commodity number 990.0000 and excluded from all other commodities. OTH CTY represents total for countries averaging under \$1,000 per month based on Customs Value)

Country of origin	Schedule A commodity number, description and unit of quantity							
	Current month				Cumulative, January to date			
	Net quantity	Value (dollars)			Net quantity	Value (dollars)		
Customs		F.a.s.	C.i.f.	Customs		F.a.s.	C.i.f.	
6643040	GLASS, COLORED OR SPECIAL, DRAWN OR BLOWN							(LB)
U KING.....	-	-	-	-	39 154	49 785	49 785	55 735
BELGIUM.....	66 800	12 819	12 819	15 363	294 852	42 110	42 358	55 258
FRANCE.....	17 309	2 340	2 264	3 237	273 356	288 356	287 641	303 388
W GERM.....	58 796	64 329	63 685	67 957	567 084	620 692	618 779	656 687
JAPAN.....	22 203	3 329	3 383	4 202	77 576	12 819	12 873	15 472
OTH CTY.....	18 413	3 777	3 777	4 487	31 872	10 367	10 467	11 974
TOTAL.....	183 521	86 594	85 928	95 266	1 283 894	1 024 129	1 021 903	1 098 514
6644020	GLASS, ORDINARY, CONTAINING WIRE NETTING, CAST, ROLLED, DRAWN OR BLOWN, GROUND OR POLISHED (SFT)							
U KING.....	134 668	111 937	111 937	127 518	674 394	584 242	584 240	669 709
JAPAN.....	342 506	198 620	199 122	244 698	1 628 213	1 153 255	1 146 974	1 378 230
OTH CTY.....	2 268	1 669	1 669	2 041	3 276	2 409	2 381	2 921
TOTAL.....	479 442	312 226	312 728	374 257	2 305 883	1 739 906	1 733 595	2 050 860
6644040	GLASS, ORDINARY, NOT CONTNG WIRE NETTING, CAST, ROLLED, DRAWN OR BLOWN, GROUND OR POLISHED (SFT)							
CANADA.....	288 392	65 962	65 962	66 115	1 805 040	413 430	415 787	415 940
SWEDEN.....	-	-	-	-	3 500	16 759	16 759	17 845
U KING.....	75 986	25 837	25 837	34 908	507 631	183 958	183 577	248 680
BELGIUM.....	13 066	4 467	4 467	6 609	116 360	42 200	42 200	57 832
FRANCE.....	1 179	14 453	14 453	15 447	1 365	15 286	15 286	16 357
W GERM.....	102 486	28 611	28 611	39 098	240 434	71 897	71 895	98 550
ITALY.....	2 407	2 714	2 714	3 755	376 083	159 211	157 424	228 614
JAPAN.....	260 411	94 241	93 960	115 757	316 450	129 556	129 731	157 788
OTH CTY.....	-	-	-	-	486	1 131	1 131	1 389
TOTAL.....	743 927	236 285	236 004	281 689	3 367 349	1 033 428	1 033 790	1 242 995
6644060	GLASS, COLORED OR SPECIAL, CAST, ROLLED, DRAWN OR BLOWN, GROUND OR POLISHED							(SFT)
CANADA.....	604 340	143 194	144 459	144 459	4 313 843	1 057 393	1 064 629	1 064 629
MEXICO.....	4 000	1 971	2 043	2 043	45 692	13 424	13 900	13 900
U KING.....	24 553	10 447	10 447	14 038	250 034	99 050	99 050	132 562
BELGIUM.....	1 000	5 528	5 528	5 895	1 759	7 535	7 535	8 190
KOR REP.....	-	-	-	-	13 376	5 794	6 371	7 412
JAPAN.....	156 352	53 416	51 869	69 498	1 251 562	611 014	595 458	766 325
OTH CTY.....	357	909	909	1 063	582	4 533	4 533	4 798
TOTAL.....	790 602	215 465	215 255	236 996	5 876 848	1 798 743	1 791 476	1 997 816
6645020	GLASS, ORDINARY, CAST OR ROLLED, NOT PROCESSED							(LB)
U KING.....	3 712	640	640	824	259 931	46 608	46 608	57 912
NETHLS.....	15 763	1 070	1 070	1 554	463 331	33 447	33 447	51 627
BELGIUM.....	88 961	10 100	10 113	13 821	626 678	79 541	79 483	104 494
FRANCE.....	-	-	-	-	9 073	7 013	7 013	7 735
W GERM.....	69 157	9 989	9 989	13 142	348 571	42 098	41 541	55 318
HUNGARY.....	-	-	-	-	668 686	26 953	26 953	48 517
POLAND.....	46 296	3 384	3 384	5 901	149 647	11 512	11 512	18 891
ROMANIA.....	-	-	-	-	210 676	9 080	9 080	13 417
KOR REP.....	14 885	1 101	1 101	1 705	314 040	18 155	18 155	27 853
CHINA T.....	-	-	-	-	188 630	11 644	11 644	16 696
JAPAN.....	187 784	15 369	15 351	23 340	1 538 955	145 723	146 502	206 053
OTH CTY.....	-	-	-	-	104 723	10 507	10 507	13 433
TOTAL.....	426 558	41 653	41 648	60 287	4 882 941	442 281	442 445	621 946
6645040	GLASS, COLORED OR SPECIAL, CAST OR ROLLED, NOT PROCESSED							(LB)
U KING.....	-	-	-	-	56 533	10 120	10 120	12 619
NETHLS.....	-	-	-	-	41 893	8 638	8 638	10 127
BELGIUM.....	106 676	24 066	24 066	29 249	967 730	202 100	202 025	242 726
W GERM.....	156 791	31 642	31 642	38 337	710 800	167 332	166 835	199 877
CZECHO.....	-	-	-	-	28 276	5 517	5 517	6 718
HUNGARY.....	-	-	-	-	73 069	6 001	6 001	8 079
INDIA.....	16 226	1 087	1 087	1 692	221 265	16 553	16 553	23 964
S VETNM.....	32 380	10 700	10 700	12 466	258 176	85 518	85 518	98 130
TOTAL.....	312 073	67 495	67 495	81 744	2 357 742	501 779	501 207	602 240
6646000	BRICKS, TILES, AND OTHER CONSTRUCTION MATERIALS OF PRESSED OR MOLDED GLASS							
MEXICO.....	-	-	-	-	-	32 391	32 776	33 720
OTH CTY.....	-	-	-	-	-	4 932	4 932	6 684
TOTAL.....	-	-	-	-	-	37 323	37 708	40 404
6647020	TOUGHENED GLASS							(SFT)
CANADA.....	827 529	1 602 273	1 602 427	1 619 590	3 224 827	6 651 020	6 639 403	6 723 767
SWEDEN.....	3 535	10 650	10 463	11 110	15 592	44 509	44 240	46 897
U KING.....	12 208	27 761	28 003	31 393	101 177	187 446	185 776	211 054
NETHLS.....	-	-	-	-	5 424	5 937	5 937	7 314
BELGIUM.....	9 420	3 785	3 785	5 733	59 180	35 147	35 732	46 136
FRANCE.....	2 382	3 179	3 126	3 320	5 174	7 948	7 767	8 451
W GERM.....	47 666	185 523	133 276	195 793	313 751	919 557	742 449	970 601
POLAND.....	72 221	11 223	10 401	17 488	190 115	31 557	27 328	43 493
SPAIN.....	432 745	70 699	70 699	91 072	1 379 816	305 694	302 253	390 319
ITALY.....	6 295	25 358	25 529	38 278	26 482	111 023	109 756	169 894
ROMANIA.....	1 611	1 276	1 276	1 672	101 104	13 107	13 107	18 650
CHINA T.....	50 148	18 049	18 049	20 346	254 552	87 230	87 230	99 988
JAPAN.....	15 702	53 511	53 424	65 000	139 516	200 065	200 133	248 031
OTH CTY.....	-	-	-	-	3 177	2 255	2 255	2 975
TOTAL.....	1 481 462	2 013 287	1 960 458	2 100 795	5 819 887	8 602 495	8 403 366	8 987 570

Table 2. Schedule A Commodity by Country of Origin, Customs Value, F.a.s. and C.i.f.—Continued

(For information on coverage, definitions of Customs, f.a.s., and c.i.f. values, see Explanation of Statistics. Shipments valued less than \$251 are shown only under Schedule A commodity number 990.0000 and excluded from all other commodities. OTH CTY represents total for countries averaging under \$1,000 per month based on Customs Value)

Country of origin	Schedule A commodity number, description and unit of quantity							
	Net quantity	Current month			Net quantity	Cumulative, January to date		
		Value (dollars)				Value (dollars)		
	Customs	F.a.s.	C.i.f.	Customs	F.a.s.	C.i.f.		
6647040	LAMINATED GLASS							
CANADA.....	-	1 110 990	979 828	1 155 042	-	3 420 839	3 155 958	3 484 892
MEXICO.....	-	4 620	4 620	4 620	-	245 238	204 834	205 164
SWEDEN.....	-	6 276	5 935	6 598	-	33 719	32 705	36 299
FINLAND.....	-	46 254	46 237	50 857	-	216 241	215 748	237 859
U KING.....	-	13 955	12 844	14 760	-	92 391	90 777	103 460
IRELAND.....	-	-	-	-	-	10 174	9 831	11 133
BELGIUM.....	-	75 509	75 509	79 336	-	171 003	170 611	182 525
FRANCE.....	-	22 107	22 230	23 015	-	177 448	178 836	183 065
W GERM.....	-	264 130	253 469	289 754	-	1 200 584	1 123 168	1 330 049
SPAIN.....	-	26 851	26 627	32 064	-	266 671	266 447	315 122
ITALY.....	-	49 383	47 857	55 901	-	353 240	353 235	419 634
ISRAEL.....	-	8 638	8 560	10 152	-	63 233	61 811	73 017
JAPAN.....	-	115 660	115 899	130 200	-	683 777	686 583	774 032
REP SAF.....	-	47 417	46 698	54 498	-	277 332	272 897	314 184
OTH CTY.....	-	3 948	3 948	4 813	-	6 547	6 547	7 664
TOTAL.....	-	1 795 738	1 650 261	1 911 610	-	7 218 437	6 829 988	7 678 099
6648000	MIRRORS, GLASS, WITH OR WITHOUT FRAMES OR CASES NES							
CANADA.....	-	258 481	258 971	258 945	-	1 107 203	1 108 424	1 110 011
MEXICO.....	-	6 287	6 287	6 454	-	23 120	23 228	24 266
BRAZIL.....	-	-	-	-	-	12 540	12 540	13 421
SWEDEN.....	-	1 712	1 621	1 831	-	12 017	11 873	13 258
DENMARK.....	-	37 895	37 903	40 956	-	96 407	95 086	103 499
U KING.....	-	46 469	46 503	53 793	-	335 288	341 018	387 628
IRELAND.....	-	-	-	-	-	26 995	26 995	32 339
BELGIUM.....	-	25 113	24 993	30 280	-	222 763	221 663	263 712
FRANCE.....	-	21 103	21 293	23 040	-	119 606	120 448	130 627
W GERM.....	-	117 992	114 395	127 649	-	490 602	474 435	525 402
SPAIN.....	-	10 352	10 377	11 513	-	38 230	38 352	43 318
ITALY.....	-	32 416	32 450	37 191	-	248 884	250 127	287 505
KOR REP.....	-	27 521	27 521	32 001	-	119 349	129 668	144 356
HG KONG.....	-	81 942	84 312	99 091	-	397 127	403 580	478 120
CHINA T.....	-	7 705	7 729	8 788	-	34 235	34 294	37 520
JAPAN.....	-	338 244	339 272	382 074	-	1 959 377	1 970 460	2 219 457
OTH CTY.....	-	6 727	6 893	7 851	-	32 640	32 804	37 649
TOTAL.....	-	1 019 959	1 020 520	1 121 457	-	5 276 393	5 294 995	5 852 092
6649120	WINDOWS, GLASS, PAINTED, COLORED, OR STAINED (SFT)							
CANADA.....	165	4 446	4 446	4 446	466	9 256	9 291	9 291
U KING.....	1 353	5 955	5 964	7 203	5 707	90 245	90 248	100 307
NETHLDS.....	-	-	-	-	514	16 968	16 968	17 174
FRANCE.....	25	369	369	394	364	7 267	7 267	8 218
W GERM.....	-	-	-	-	228	11 936	11 936	12 171
ITALY.....	-	-	-	-	466	7 545	7 545	7 752
OTH CTY.....	260	1 506	1 511	1 896	1 261	11 909	12 183	14 355
TOTAL.....	1 803	12 276	12 290	13 939	9 006	155 126	155 438	169 268
6649140	GLASS STRIPS NOT OV 6 IN WIDE ETC AND OTHER PROCESSED GLASS NES							
CANADA.....	-	33 412	33 457	33 739	-	267 999	259 424	269 987
BRAZIL.....	-	6 135	6 135	7 198	-	8 877	8 877	10 577
U KING.....	-	33 322	33 322	33 982	-	56 110	56 110	57 751
BELGIUM.....	-	45 822	45 740	52 236	-	523 959	524 946	595 254
FRANCE.....	-	-	-	-	-	20 384	20 384	20 976
W GERM.....	-	83 923	83 553	92 186	-	376 937	378 223	408 390
AUSTRIA.....	-	30 757	30 757	31 364	-	82 928	82 923	85 911
SWITZLD.....	-	24 311	24 311	24 828	-	176 270	176 353	184 202
POLAND.....	-	2 719	2 719	4 373	-	121 597	121 597	184 281
SPAIN.....	-	91 468	91 497	109 146	-	282 285	284 109	335 449
PORTUGL.....	-	35 267	33 476	37 866	-	216 341	213 205	235 003
ITALY.....	-	389	389	476	-	20 330	20 330	23 643
TURKEY.....	-	-	-	-	-	13 880	13 880	19 425
PHIL R.....	-	9 888	9 888	12 531	-	69 894	69 878	90 808
CHINA T.....	-	7 553	7 553	10 198	-	184 802	184 802	243 813
JAPAN.....	-	80 121	78 655	88 902	-	397 616	396 967	433 532
AUSTRAL.....	-	4 446	4 446	6 431	-	89 501	90 242	123 823
OTH CTY.....	-	5 630	6 040	6 681	-	12 799	13 209	15 668
TOTAL.....	-	495 163	491 938	552 137	-	2 922 509	2 915 459	3 338 493
6649200	BULBS FOR INCANDESCANT LAMPS AND OTHER GLASS ENVELOPES WITHOUT FITTINGS (NO)							
U KING.....	102 442	3 254	3 254	3 711	112 186	6 431	6 431	7 789
NETHLDS.....	5 693	2 413	2 413	2 497	52 545	27 247	27 247	28 031
FRANCE.....	246	2 266	2 269	3 284	524	5 470	5 203	7 456
W GERM.....	1 000 500	7 799	7 667	8 102	6 513 917	68 648	68 130	74 000
JAPAN.....	405 517	16 364	16 364	17 835	2 064 995	74 685	75 398	83 190
OTH CTY.....	-	-	-	-	62 538	13 853	13 842	15 082
TOTAL.....	1 514 398	32 096	31 967	35 429	8 806 705	196 334	196 251	215 548
6649300	CLOCK AND WATCH GLASSES AND OTHER PROTECTIVE GLASSES, NOT OPTICALLY WORKED							
U KING.....	-	12 691	12 691	13 356	-	54 415	54 415	57 305
NETHLDS.....	-	11 067	11 067	11 362	-	56 643	56 643	58 566
FRANCE.....	-	7 987	7 987	8 390	-	69 905	69 905	73 142
SWITZLD.....	-	98 133	91 689	94 691	-	330 787	323 748	336 606
HG KONG.....	-	-	-	-	-	6 357	6 361	6 775
JAPAN.....	-	16 030	16 030	16 423	-	90 370	90 271	94 259

Table 2. Schedule A Commodity by Country of Origin,
Customs Value, F.a.s. and C.i.f.—Continued

(For information on coverage, definitions of Customs, f.a.s., and c.i.f. values, see Explanation of Statistics. Shipments valued less than \$251 are shown only under Schedule A commodity number 990.0000 and excluded from all other commodities. OTH CTY represents total for countries averaging under \$1,000 per month based on Customs Value)

Country of origin	Schedule A commodity number, description and unit of quantity							
	Current month				Cumulative, January to date			
	Net quantity	Value (dollars)			Net quantity	Value (dollars)		
Customs		F.a.s.	C.i.f.	Customs		F.a.s.	C.i.f.	
OTH CTY.....	-	738	738	752	-	9 056	9 277	10 066
TOTAL.....	-	146 646	140 202	144 974	-	617 533	610 620	636 719
6649400	GLASS FIBERS AND ARTICLES THEREOF							
CANADA.....	-	35 203	36 268	36 282	-	486 310	506 045	506 862
MEXICO.....	-	8 007	8 007	8 007	-	31 257	31 257	31 389
SWEDEN.....	-	609	609	1 367	-	139 613	139 244	151 808
U KING.....	-	174 782	174 717	179 167	-	835 579	835 525	888 374
NETHLDs.....	-	43 821	43 821	57 218	-	115 997	115 997	153 061
W GERM.....	-	110 339	109 506	132 687	-	410 067	404 200	504 108
AUSTRIA.....	-	-	-	-	-	10 885	10 597	11 855
SWITZLD.....	-	2 828	2 828	3 025	-	8 224	8 224	9 442
ITALY.....	-	898	898	1 213	-	11 743	11 975	13 827
JAPAN.....	-	-	-	-	-	28 015	28 015	35 284
OTH CTY.....	-	3 993	4 009	4 937	-	8 949	8 965	10 335
TOTAL.....	-	380 480	380 663	423 903	-	2 086 639	2 100 044	2 316 345
6651120	GLASS CONTAINERS USED FOR TOILET PREPARATIONS (GR)							
CANADA.....	-	-	-	-	777	12 168	12 189	13 053
U KING.....	-	-	-	-	197	7 092	7 119	9 034
BELGIUM.....	-	-	-	-	24 233	166 822	166 749	187 381
FRANCE.....	79 607	404 810	404 273	421 311	144 377	2 030 647	2 029 161	2 130 221
W GERM.....	-	-	-	-	4 054	25 203	25 203	27 177
SWITZLD.....	3 777	16 468	16 468	17 265	47 933	194 712	194 712	206 614
SPAIN.....	-	-	-	-	619	20 836	20 840	24 237
ITALY.....	98 924	362 378	362 378	398 906	442 105	1 588 924	1 589 004	1 762 777
TURKEY.....	-	-	-	-	250	5 835	5 835	7 554
JAPAN.....	541	11 009	11 009	11 600	680	14 209	14 209	14 952
OTH CTY.....	335	1 464	1 588	1 899	1 216	5 472	5 501	6 935
TOTAL.....	183 184	796 129	795 716	850 981	666 441	4 071 920	4 070 522	4 389 935
6651140	GLASS CONTAINERS, NES							
CANADA.....	-	233 321	249 952	249 952	-	1 053 887	1 098 468	1 098 468
MEXICO.....	-	68 376	71 421	71 421	-	191 896	197 624	198 493
COLOMB.....	-	-	-	-	-	53 287	53 287	67 795
U KING.....	-	9 872	9 872	12 618	-	16 706	16 723	20 717
BELGIUM.....	-	20 364	20 364	24 073	-	21 012	21 012	24 812
FRANCE.....	-	36 725	36 566	47 614	-	257 313	256 473	329 511
W GERM.....	-	5 382	5 382	6 163	-	26 921	26 622	31 371
CZECHO.....	-	5 720	5 724	6 076	-	11 066	11 070	12 248
PORTUGL.....	-	-	-	-	-	17 010	16 990	21 797
ITALY.....	-	16 244	16 244	23 396	-	128 587	128 588	175 319
TURKEY.....	-	-	-	-	-	6 765	6 765	9 596
CHINA T.....	-	8 686	8 686	11 461	-	51 069	51 331	65 120
JAPAN.....	-	6 690	6 745	8 113	-	49 953	49 699	64 038
OTH CTY.....	-	1 188	1 188	1 406	-	5 719	5 719	6 908
TOTAL.....	-	412 568	432 144	462 293	-	1 891 191	1 940 371	2 126 193
6651200	GLASS INNERS FOR VACUUM VESSELS (NO)							
OTH CTY.....	560	1 248	1 223	1 438	2 551	5 856	5 841	6 729
TOTAL.....	560	1 248	1 223	1 438	2 551	5 856	5 841	6 729
6653100	GLASSWARE, PHARMACEUTICAL, HYGIENIC, AND LABORATORY AND GLASS AMPOULES							
CANADA.....	-	11 778	12 417	12 450	-	45 672	47 005	47 590
MEXICO.....	-	28 174	28 174	36 662	-	114 158	115 063	132 347
COLOMB.....	-	959	959	1 314	-	7 050	7 050	8 075
SWEDEN.....	-	654	654	705	-	5 451	5 150	5 791
DENMARK.....	-	3 500	3 554	3 644	-	14 862	14 804	15 330
U KING.....	-	116 721	114 132	124 879	-	468 693	448 281	491 043
BELGIUM.....	-	60 339	60 339	65 131	-	114 867	114 867	123 720
FRANCE.....	-	61 740	61 044	64 603	-	92 350	90 365	96 848
W GERM.....	-	108 230	104 815	109 101	-	696 485	692 553	728 336
SWITZLD.....	-	6 527	6 527	6 720	-	58 806	58 810	60 294
SPAIN.....	-	-	-	-	-	20 547	20 547	26 169
ITALY.....	-	16 216	16 216	18 674	-	30 599	30 599	34 618
INDIA.....	-	-	-	-	-	6 892	6 892	8 339
JAPAN.....	-	20 717	20 837	21 354	-	158 519	160 639	165 622
AUSTRAL.....	-	1 163	1 163	1 228	-	10 956	10 973	11 565
OTH CTY.....	-	-	-	-	-	11 024	11 024	12 703
TOTAL.....	-	436 718	430 831	466 465	-	1 856 931	1 834 622	1 968 390
6653910	GLASSWARE, NES, GLASS CONTAINING OVER 24% LEAD MONOXIDE (NO)							
CANADA.....	5 850	13 347	13 319	13 473	37 622	62 886	63 525	63 852
MEXICO.....	24 134	33 872	34 158	34 158	49 188	93 543	95 010	95 010
SWEDEN.....	8 482	49 230	48 865	52 047	59 433	371 918	367 920	389 124
U KING.....	56 002	434 005	434 150	447 895	155 039	907 742	906 012	945 811
IRELAND.....	92 432	791 132	787 057	809 665	690 553	4 571 702	4 568 633	4 713 236
NETHLDs.....	2 339	17 668	17 668	18 551	11 249	72 084	72 084	75 636
BELGIUM.....	159 751	127 939	127 939	143 299	424 870	515 819	515 819	557 631
FRANCE.....	567 219	816 527	817 945	883 057	2 514 772	3 388 598	3 397 775	3 669 626
W GERM.....	307 800	801 639	802 028	856 105	2 101 292	3 737 846	3 743 415	4 021 395
E GERM.....	-	-	-	-	4 480	26 475	26 475	28 377
AUSTRIA.....	8 334	15 482	15 482	16 287	12 986	30 288	30 397	33 106
CZECHO.....	1 384	14 134	14 134	15 285	6 618	30 871	30 939	33 781

Table 2. Schedule A Commodity by Country of Origin, Customs Value, F.a.s. and C.i.f.—Continued

(For information on coverage, definitions of Customs, f.a.s., and c.i.f. values, see Explanation of Statistics. Shipments valued less than \$251 are shown only under Schedule A commodity number 990.0000 and excluded from all other commodities. OTH CTY represents total for countries averaging under \$1,000 per month based on Customs Value)

Country of origin	Schedule A commodity number, description and unit of quantity								
	Net quantity	Current month			Net quantity	Cumulative, January to date			
		Value (dollars)				Value (dollars)			
	Customs	F.a.s.	C.i.f.	Customs	F.a.s.	C.i.f.			
POLAND.....	14 051	81 333	81 333	89 618	84 825	435 074	435 073	481 806	
PORTUGL.....	39 640	114 615	127 565	135 124	176 602	453 126	506 728	538 112	
ITALY.....	55 249	68 094	69 320	77 496	474 474	856 029	859 206	949 733	
YUGOSLV.....	3 094	8 583	8 583	9 789	54 212	152 916	154 334	167 126	
KOR REP.....	652	852	852	993	4 675	7 763	7 763	8 839	
CHINA T.....	-	-	-	-	4 940	6 720	6 758	7 552	
JAPAN.....	1 200	1 344	1 344	1 609	3 826	8 694	8 801	9 938	
OTH CTY.....	30	1 388	1 388	1 448	3 561	7 124	7 124	7 735	
TOTAL.....	1 347 643	3 391 184	3 403 130	3 605 899	6 875 217	15 737 218	15 803 791	16 797 426	
6653920	GLASSWARE, NES, DECORATED WITH METAL FLECKS, SCENES, RANDOM BUBBLES ETC							(NO)	
MEXICO.....	66 950	33 039	33 142	33 142	745 356	253 895	255 839	256 167	
U KING.....	-	-	-	-	42 784	14 874	14 874	16 551	
SPAIN.....	12 580	6 775	6 829	10 455	24 566	15 646	15 959	24 110	
ITALY.....	22 588	30 994	31 103	36 548	161 389	228 951	231 293	280 608	
KOR REP.....	-	-	-	-	54 240	12 711	12 711	16 799	
HG KONG.....	1 968	776	814	867	60 542	7 663	7 943	10 075	
CHINA T.....	177 046	33 498	34 325	42 294	1 907 853	302 331	311 686	377 153	
JAPAN.....	240	366	392	416	32 228	6 944	7 012	8 427	
OTH CTY.....	2 253	1 191	1 201	2 018	12 606	7 531	7 618	9 650	
TOTAL.....	283 625	106 639	107 806	125 740	3 041 564	850 546	864 935	999 540	
6653932	IMITATION GEMSTONES, EXCLUDING BEADS								
MEXICO.....	-	1 807	1 807	1 932	-	10 005	10 005	10 415	
U KING.....	-	4 303	4 303	4 440	-	9 067	9 067	9 283	
FRANCE.....	-	346	359	423	-	6 312	6 442	6 661	
W GERM.....	-	251 154	253 078	271 666	-	1 297 365	1 325 367	1 417 691	
AUSTRIA.....	-	201 846	201 957	205 698	-	1 021 132	1 021 811	1 045 656	
CZECHO.....	-	83 155	83 310	84 164	-	512 595	509 817	518 125	
ITALY.....	-	450	450	492	-	22 691	22 691	23 871	
HG KONG.....	-	27 106	27 372	30 326	-	141 519	142 873	152 889	
CHINA T.....	-	3 675	3 679	3 890	-	8 661	8 817	9 356	
JAPAN.....	-	47 490	47 994	52 175	-	302 074	308 176	329 078	
OTH CTY.....	-	300	300	305	-	10 986	11 086	11 315	
TOTAL.....	-	621 632	624 609	655 511	-	3 342 407	3 376 152	3 534 372	
6653936	IMITATION PEARLS, & IMITATION PEARL BEADS NOT STRUNG OR SET								
SPAIN.....	-	755	755	789	-	11 544	11 544	12 522	
JAPAN.....	-	35 106	35 188	36 199	-	218 264	221 767	230 681	
OTH CTY.....	-	-	-	-	-	3 738	3 756	4 909	
TOTAL.....	-	35 861	35 943	36 988	-	233 546	237 067	248 112	
6653942	BEADS, BUGLES & SPANGLES, EX PEARL, IVORY OR SYN RESIN, NSPF, NOT STRUNG OR SET								
MEXICO.....	-	6 449	6 449	6 704	-	26 020	26 020	26 569	
PERU.....	-	1 806	1 806	1 881	-	12 487	12 487	13 029	
U KING.....	-	-	-	-	-	10 698	10 698	11 187	
FRANCE.....	-	6 202	6 194	6 704	-	48 638	49 848	53 576	
W GERM.....	-	64 980	64 961	72 569	-	303 287	304 380	338 340	
AUSTRIA.....	-	15 003	15 015	15 620	-	81 804	82 119	88 074	
CZECHO.....	-	27 111	27 111	29 831	-	189 993	191 021	210 244	
ITALY.....	-	56 835	56 782	60 133	-	229 232	228 583	242 619	
GREECE.....	-	4 152	4 152	4 968	-	10 951	10 951	13 922	
TURKEY.....	-	490	490	535	-	5 415	5 415	6 010	
ISRAEL.....	-	24 708	24 708	27 156	-	68 160	68 160	95 604	
INDIA.....	-	33 870	33 871	40 855	-	162 643	162 760	186 933	
PAKISTN.....	-	4 278	4 278	5 144	-	16 126	16 126	18 361	
PHIL R.....	-	982 921	976 139	1 044 847	-	2 203 045	2 196 206	2 340 092	
CHINA M.....	-	-	-	-	-	6 028	6 028	6 252	
KOR REP.....	-	7 401	7 401	7 847	-	22 736	22 736	24 857	
HG KONG.....	-	13 250	13 490	15 125	-	58 377	59 772	64 495	
CHINA T.....	-	50 667	51 154	56 340	-	202 690	205 911	222 572	
JAPAN.....	-	149 784	150 582	160 317	-	915 838	927 689	987 312	
EGYPT.....	-	7 047	7 047	7 322	-	12 010	12 010	12 408	
IVY CST.....	-	4 887	4 887	6 208	-	15 881	15 881	20 514	
GHANA.....	-	8 080	8 080	12 609	-	84 333	84 333	107 139	
TOGO.....	-	20 241	20 241	25 397	-	73 174	73 174	94 896	
KENYA.....	-	2 799	2 799	3 443	-	12 584	12 584	16 039	
OTH CTY.....	-	3 893	3 893	5 086	-	37 305	37 302	48 250	
TOTAL.....	-	1 496 854	1 491 530	1 616 641	-	4 829 455	4 842 194	5 249 296	
6653946	ARTICLES NSPF OF BEADS, BUGLES, SPANGLES IMITATION GEMSTONES OR COMBINATIONS THEREOF								
FRANCE.....	-	3 596	3 843	3 993	-	22 069	23 135	23 941	
W GERM.....	-	1 545	1 545	1 650	-	164 430	164 430	166 910	
CZECHO.....	-	15 277	15 277	15 547	-	111 138	111 138	113 367	
ITALY.....	-	1 147	1 147	1 203	-	15 358	15 358	15 699	
PAKISTN.....	-	-	-	-	-	7 387	7 387	8 094	
HG KONG.....	-	53 669	53 750	59 668	-	365 835	365 776	408 762	
CHINA T.....	-	96 548	97 304	113 338	-	313 253	315 476	365 431	
JAPAN.....	-	28 191	28 895	31 984	-	114 940	119 132	131 707	
OTH CTY.....	-	8 983	8 992	10 340	-	30 843	30 868	35 266	
TOTAL.....	-	208 956	210 753	237 723	-	1 145 253	1 152 700	1 269 177	
6653950	OTHER GLASSWARE AND GLASS ARTICLES NES								
CANADA.....	-	74 875	77 396	77 663	-	365 948	379 935	380 404	

Table 2. Schedule A Commodity by Country of Origin,
Customs Value, F.a.s. and C.i.f.—Continued

(For information on coverage, definitions of Customs, f.a.s., and c.i.f. values, see Explanation of Statistics. Shipments valued less than \$251 are shown only under Schedule A commodity number 990.0000 and excluded from all other commodities. OTH CTY represents total for countries averaging under \$1,000 per month based on Customs Value)

Country of origin	Schedule A commodity number, description and unit of quantity							
	Current month			Cumulative, January to date				
	Net quantity	Value (dollars)			Net quantity	Value (dollars)		
Customs		F.a.s.	C.i.f.	Customs		F.a.s.	C.i.f.	
MEXICO.....	-	369 420	376 427	378 561	-	1 604 322	1 636 459	1 644 671
COLOMB.....	-	1 265	1 265	1 640	-	10 778	10 716	13 383
SWEDEN.....	-	227 562	227 663	246 533	-	1 240 377	1 233 975	1 318 847
NORWAY.....	-	7 073	7 073	7 550	-	28 062	28 062	30 192
FINLAND.....	-	38 236	38 236	41 469	-	145 713	145 731	161 027
DENMARK.....	-	24 484	24 614	26 648	-	89 400	89 607	95 967
U KING.....	-	127 959	127 480	144 443	-	471 028	471 507	550 799
IRELAND.....	-	996	865	908	-	29 245	28 567	31 808
NETHLDs.....	-	24 670	24 670	25 950	-	70 004	69 430	74 152
BELGIUM.....	-	139 065	139 719	159 084	-	270 793	271 445	307 941
FRANCE.....	-	378 777	377 336	427 176	-	1 887 923	1 893 932	2 173 926
W GERM.....	-	420 434	417 978	445 181	-	2 048 385	2 040 200	2 230 734
E GERM.....	-	129 181	129 245	138 943	-	407 796	410 389	440 766
AUSTRIA.....	-	64 016	64 016	68 650	-	328 685	328 990	350 142
CZECHO.....	-	153 505	155 000	174 383	-	740 489	752 908	848 995
HUNGARY.....	-	50 237	54 002	65 511	-	248 084	256 859	319 647
SWITZLD.....	-	716	716	735	-	33 754	33 714	36 823
POLAND.....	-	71 756	71 756	79 091	-	395 160	405 359	451 890
SPAIN.....	-	21 440	21 499	35 335	-	46 608	47 061	66 833
PORTUGL.....	-	28 465	30 228	35 047	-	216 955	230 457	261 635
ITALY.....	-	161 256	162 491	184 387	-	960 738	959 745	1 112 278
YUGOSLV.....	-	33 884	34 272	39 322	-	159 109	160 792	184 221
ROMANIA.....	-	166 765	169 614	228 808	-	628 958	631 799	863 259
BULGAR.....	-	-	-	-	-	28 406	28 406	44 558
TURKEY.....	-	6 739	6 739	7 569	-	40 005	40 005	45 842
ISRAEL.....	-	3 447	3 447	3 737	-	54 481	54 489	60 880
INDIA.....	-	1 657	1 657	2 202	-	11 626	11 647	14 678
CHINA M.....	-	2 138	2 138	2 585	-	56 898	56 989	63 702
KOR REP.....	-	17 763	18 012	21 390	-	75 166	75 334	85 855
HG KONG.....	-	7 265	7 327	9 260	-	57 662	58 651	69 370
CHINA T.....	-	113 410	115 697	139 665	-	597 907	607 372	723 923
JAPAN.....	-	198 206	204 328	225 890	-	1 176 484	1 202 543	1 321 420
OTH CTY.....	-	5 418	5 418	5 809	-	30 106	30 106	40 018
TOTAL.....	-	3 072 080	3 098 324	3 451 125	-	14 557 055	14 683 181	16 420 586
6664020	BONE CHINAWARE USED FOR PREPARING, SERVING OR STORING FOOD OR BEVERAGES						(DPC)	
U KING.....	28 241	772 149	771 040	808 322	174 340	3 811 397	3 815 048	4 024 662
JAPAN.....	8 125	186 144	195 674	208 646	33 182	679 947	714 594	760 717
OTH CTY.....	-	-	-	-	346	10 081	10 095	10 814
TOTAL.....	36 366	958 293	966 714	1 016 968	207 868	4 501 425	4 539 737	4 796 193
6664040	TABLEWARE AND HOUSEHOLD ARTICLES OF NONBONE CHINAWARE						(DPC)	
CANADA.....	36	1 046	1 046	1 172	2 343	13 649	13 649	14 485
MEXICO.....	21	1 025	969	969	4 113	8 074	8 090	8 994
BRAZIL.....	43 658	81 487	81 487	100 235	133 966	289 646	289 644	353 571
SWEDEN.....	-	-	-	-	445	13 117	13 116	14 542
NORWAY.....	417	14 671	14 671	15 463	2 510	49 603	49 603	53 493
DENMARK.....	5 458	165 019	155 467	175 160	37 843	1 608 586	1 551 931	1 662 146
U KING.....	18 949	354 050	354 054	374 751	79 889	1 299 347	1 284 198	1 365 833
IRELAND.....	308	17 408	17 408	18 360	1 878	63 038	63 038	69 264
NETHLDs.....	766	10 965	10 965	11 085	811	14 977	14 979	15 841
BELGIUM.....	86	2 110	2 115	3 287	482	14 590	14 595	17 994
FRANCE.....	10 651	386 410	388 587	426 980	76 621	2 311 765	2 315 307	2 535 659
W GERM.....	50 599	728 710	740 161	771 373	381 134	4 035 267	4 080 599	4 299 052
E GERM.....	875	28 968	28 968	31 613	7 399	129 105	129 990	140 096
AUSTRIA.....	31	286	286	313	2 673	35 215	35 215	38 431
CZECHO.....	9 792	28 334	29 748	34 710	46 322	132 108	137 808	160 630
HUNGARY.....	1 202	55 200	55 200	60 863	2 559	128 428	128 431	147 315
SWITZLD.....	55	1 469	1 469	1 618	2 383	37 830	37 703	40 928
POLAND.....	7 966	27 208	27 208	32 795	49 745	159 662	160 400	189 014
SPAIN.....	2 621	30 145	30 197	33 451	8 269	168 290	167 535	187 640
PORTUGL.....	835	15 140	15 238	17 675	17 786	259 613	246 604	269 242
ITALY.....	3 027	91 797	91 905	100 829	12 869	396 554	397 229	441 165
ISRAEL.....	1 190	3 005	3 005	3 703	4 486	22 191	22 139	28 869
SRI LKA.....	17 364	114 888	114 888	133 516	69 662	444 313	443 393	521 081
CHINA M.....	36 057	77 217	76 872	93 007	101 778	345 998	347 414	402 940
KOR REP.....	8 242	36 161	34 982	40 516	37 411	162 738	161 559	184 334
HG KONG.....	5 025	51 963	53 201	58 820	42 078	517 962	527 707	578 398
CHINA T.....	38 546	222 353	226 153	244 948	347 116	1 663 893	1 674 990	1 819 979
JAPAN.....	521 473	3 082 811	3 188 570	3 517 551	2 970 693	17 537 291	18 116 538	20 036 768
OTH CTY.....	527	7 408	7 408	9 345	1 236	22 376	22 373	27 011
TOTAL.....	785 777	5 637 254	5 752 228	6 314 128	4 446 500	31 885 226	32 455 777	35 624 715
6665020	EARTHENWARE TABLEWARE						(D02)	
CANADA.....	-	-	-	-	5 734	24 570	24 839	25 949
MEXICO.....	1 503	6 963	7 300	7 300	2 895	32 132	33 575	34 072
BRAZIL.....	1 847	16 807	16 807	20 836	12 206	135 199	134 741	155 905
SWEDEN.....	168	3 793	3 793	4 521	790	20 618	20 618	23 192
NORWAY.....	1 045	14 137	14 137	15 035	2 377	32 616	32 616	35 293
FINLAND.....	-	-	-	-	5 008	53 713	53 713	60 331
DENMARK.....	273	12 663	11 269	13 089	2 008	88 809	76 477	86 584
U KING.....	187 696	1 687 020	1 685 780	1 816 704	1 399 344	10 491 071	10 436 436	11 280 341
IRELAND.....	9 127	45 980	45 980	52 302	50 556	202 561	202 586	232 035
NETHLDs.....	644	14 085	14 012	14 868	2 581	62 321	62 378	66 877
BELGIUM.....	16	1 839	1 841	2 022	548	8 654	8 615	9 540
FRANCE.....	1 592	27 527	27 554	32 265	12 070	207 877	209 520	234 069
W GERM.....	6 351	202 922	200 541	221 292	25 087	644 784	641 569	707 425

Table 2. Schedule A Commodity by Country of Origin,
Customs Value, F.a.s. and C.i.f.—Continued

(For information on coverage, definitions of Customs, f.a.s., and c.i.f. values, see Explanation of Statistics. Shipments valued less than \$251 are shown only under Schedule A commodity number 990.0000 and excluded from all other commodities. OTH CTY represents total for countries averaging under \$1,000 per month based on Customs Value)

Country of origin	Schedule A commodity number, description and unit of quantity							
	Current month				Cumulative, January to date			
	Net quantity	Value (dollars)			Net quantity	Value (dollars)		
Customs		F.a.s.	C.i.f.	Customs		F.a.s.	C.i.f.	
SWITZLD.....	407	6 958	7 108	8 007	875	23 123	23 273	26 345
POLAND.....	-	-	-	-	2 171	8 695	8 702	9 967
SPAIN.....	331	6 000	6 000	7 022	86 425	530 769	530 770	603 747
PORTUGL.....	5 412	62 406	63 474	71 721	40 402	385 952	391 920	459 784
ITALY.....	8 453	147 617	149 298	169 374	50 546	806 125	814 987	927 654
GREECE.....	9	320	320	367	361	8 434	8 434	9 365
ISRAEL.....	17	646	646	686	208	5 641	5 641	6 429
PHIL R.....	-	-	-	-	8 892	41 584	38 799	45 472
CHINA M.....	-	-	-	-	11 926	19 087	19 101	24 352
KOR REP.....	44 703	150 155	150 142	174 127	266 169	847 161	847 653	987 350
HG KONG.....	-	-	-	-	3 624	9 291	9 687	11 539
CHINA T.....	5 465	10 882	10 836	13 020	30 909	66 018	66 709	80 285
JAPAN.....	1 138 575	3 580 775	3 751 941	4 282 859	4 130 968	17 109 987	17 819 940	20 516 458
OTH CTY.....	2 278	5 864	5 864	6 631	4 513	19 342	19 501	22 513
TOTAL.....	1 415 912	6 005 359	6 174 643	6 934 048	6 159 193	31 886 134	32 542 800	36 682 873
6665040 SMOKERS AND HOUSEHOLD ARTICLES NES OF EARTHENWARE OR STONWARE								
CANADA.....	-	11 528	11 666	11 830	-	51 482	51 638	52 487
MEXICO.....	-	555 108	563 025	565 492	-	2 122 680	2 163 473	2 183 983
DOM REP.....	-	5 522	5 522	6 149	-	7 152	7 148	8 827
COLOMB.....	-	880	880	1 012	-	27 447	27 561	36 114
BRAZIL.....	-	84 238	84 238	94 577	-	461 535	461 535	565 397
URUGUAY.....	-	7 890	7 890	8 711	-	21 684	21 684	23 699
SWEDEN.....	-	1 215	1 215	1 306	-	24 575	24 692	26 178
NORWAY.....	-	2 715	2 715	3 059	-	18 384	18 384	19 472
FINLAND.....	-	-	-	-	-	19 872	19 872	23 414
DENMARK.....	-	34 560	27 629	35 872	-	62 732	53 374	65 363
U KING.....	-	511 757	511 257	545 066	-	2 073 381	2 072 681	2 223 818
IRELAND.....	-	-	-	-	-	5 120	5 120	6 252
NETHLD.....	-	33 803	33 828	37 216	-	285 393	285 154	315 560
BELGIUM.....	-	22 356	22 359	25 205	-	169 726	169 811	191 860
FRANCE.....	-	14 236	14 364	15 741	-	94 712	95 939	106 534
W GERM.....	-	315 015	315 031	329 804	-	1 889 658	1 888 654	1 983 002
AUSTRIA.....	-	2 271	2 271	2 507	-	13 349	13 349	15 249
CZECHO.....	-	-	-	-	-	5 221	5 276	6 033
HUNGARY.....	-	3 239	3 239	4 432	-	7 990	7 898	10 659
POLAND.....	-	972	972	1 361	-	8 628	8 928	11 089
SPAIN.....	-	113 844	114 464	137 934	-	460 719	462 496	574 814
PORTUGL.....	-	105 050	105 358	127 710	-	674 300	677 192	820 619
MALTA.....	-	-	-	-	-	5 153	5 656	8 886
ITALY.....	-	1 179 853	1 193 833	1 462 049	-	6 391 456	6 477 545	7 961 221
GREECE.....	-	9 852	9 853	12 644	-	42 779	42 690	50 959
ROMANIA.....	-	454	454	815	-	17 775	18 088	28 036
IRAN.....	-	-	-	-	-	7 458	7 458	8 648
ISRAEL.....	-	5 530	5 530	6 141	-	59 068	59 108	67 773
INDIA.....	-	442	442	632	-	6 601	6 601	8 450
S VETNM.....	-	40 136	40 203	65 855	-	279 973	282 250	455 703
MALAYSIA.....	-	1 878	1 878	2 762	-	6 855	6 855	10 035
PHIL R.....	-	9 998	9 998	13 457	-	28 031	28 031	36 943
CHINA M.....	-	12 516	12 605	14 172	-	80 355	80 903	93 730
KOR REP.....	-	58 927	55 748	68 833	-	160 756	157 563	196 801
HG KONG.....	-	7 840	7 977	9 215	-	54 246	54 697	63 945
CHINA T.....	-	98 286	99 687	118 772	-	472 804	477 399	570 346
JAPAN.....	-	1 960 682	2 059 526	2 362 940	-	9 848 224	10 335 544	11 826 966
OTH CTY.....	-	2 894	2 919	3 338	-	25 926	25 951	33 400
TOTAL.....	-	5 215 487	5 328 576	6 096 609	-	25 993 200	26 608 198	30 692 485
6666000 STATUES, STATUETTES, AND HOUSEHOLD ARTICLES NES OF CERAMIC WARE OR BONE CHINAWARE								
CANADA.....	-	3 774	3 875	3 875	-	6 254	6 367	6 389
MEXICO.....	-	2 218	2 218	2 543	-	13 334	13 364	14 016
SWEDEN.....	-	2 374	2 455	2 596	-	6 703	6 784	7 704
DENMARK.....	-	38 975	33 238	39 460	-	240 226	225 153	244 068
U KING.....	-	485 509	485 435	513 293	-	2 458 163	2 458 830	2 617 900
IRELAND.....	-	4 037	4 037	4 463	-	31 871	31 871	34 215
NETHLD.....	-	2 094	2 094	2 195	-	35 812	35 800	38 307
FRANCE.....	-	-	-	-	-	5 774	5 874	6 215
W GERM.....	-	846 502	848 234	885 402	-	4 750 651	4 743 768	4 897 599
E GERM.....	-	19 037	19 037	19 708	-	104 073	104 073	106 976
AUSTRIA.....	-	4 972	4 972	5 320	-	21 195	21 262	23 062
CZECHO.....	-	3 637	3 637	4 332	-	14 460	14 742	16 528
SPAIN.....	-	93 896	93 896	98 772	-	799 224	799 124	830 588
PORTUGL.....	-	2 406	2 406	2 997	-	11 388	11 388	13 262
ITALY.....	-	89 748	89 751	95 095	-	396 399	394 623	423 797
ISRAEL.....	-	-	-	-	-	5 788	5 788	6 320
HG KONG.....	-	3 144	3 144	3 506	-	11 203	11 217	12 456
CHINA T.....	-	35 815	32 201	35 548	-	185 034	174 955	188 538
JAPAN.....	-	375 551	391 570	419 047	-	1 910 878	1 991 466	2 131 480
OTH CTY.....	-	8 613	8 613	8 933	-	23 059	23 078	26 580
TOTAL.....	-	2 022 302	2 030 813	2 147 085	-	11 031 489	11 079 527	11 646 000
6671000 PEARLS, NATURAL AND CULTURED, INCLUDING DRILLED AND PARTS THEREOF BUT NOT STRUNG OR SET								
SWITZLD.....	-	-	-	-	-	25 055	25 055	25 075
INDIA.....	-	52 305	52 315	52 826	-	141 416	141 426	143 086
BURMA.....	-	9 588	9 588	9 673	-	148 188	148 188	148 273
HG KONG.....	-	3 342	3 342	3 442	-	9 937	9 963	10 199
JAPAN.....	-	621 142	620 942	627 844	-	2 971 321	2 967 758	3 003 042
AUSTRAL.....	-	7 338	7 338	7 363	-	11 462	11 462	11 567
OTH CTY.....	-	3 155	3 155	3 221	-	7 396	7 396	7 499
TOTAL.....	-	696 870	696 680	704 369	-	3 314 775	3 311 248	3 348 741

Table 2. Schedule A Commodity by Country of Origin,
Customs Value, F.a.s. and C.i.f.—Continued

(For information on coverage, definitions of Customs, f.a.s., and c.i.f. values, see Explanation of Statistics. Shipments valued less than \$251 are shown only under Schedule A commodity number 990.0000 and excluded from all other commodities. OTH CTY represents total for countries averaging under \$1,000 per month based on Customs Value)

Country of origin	Schedule A commodity number, description and unit of quantity							
	Current month				Cumulative, January to date			
	Net quantity	Value (dollars)			Net quantity	Value (dollars)		
Customs		F.a.s.	C.i.f.	Customs		F.a.s.	C.i.f.	
6672020	DIAMONDS, EXCEPT INDUSTRIAL, NATURAL, NOT ADVANCED AND NOT SET							(CAR)
VENEZ.....	42 151	896 347	896 347	896 478	166 575	3 528 238	3 528 238	3 528 763
GUYANA.....	-	-	-	-	230	7 816	7 816	7 862
BRAZIL.....	2 365	285 952	285 952	286 006	2 676	365 082	365 082	365 163
U KING.....	10 755	2 845 494	2 845 494	2 855 413	196 581	38 054 404	38 054 684	38 192 463
NETHLDs.....	1 535	620 378	620 378	622 623	17 044	5 978 843	5 978 840	5 999 490
BELGIUM.....	1 189	420 195	420 195	422 120	12 286	4 307 570	4 307 570	4 324 325
ISRAEL.....	731	186 368	186 368	187 776	8 872	1 394 378	1 394 378	1 402 512
OMAN.....	-	-	-	-	499	33 415	33 415	33 538
SIER LN.....	69 479	9 695 491	9 695 491	9 701 392	128 960	16 187 090	16 187 486	16 200 567
GHANA.....	-	-	-	-	2 378	57 918	57 918	58 273
NIGERIA.....	-	-	-	-	277	89 395	89 395	89 835
C AF RP.....	26 602	970 928	970 928	971 469	63 335	2 503 708	2 503 708	2 506 179
O PW AF.....	1 159	420 792	420 792	422 095	28 079	5 283 880	5 284 280	5 300 938
LIBERIA.....	194	88 496	88 496	88 860	2 248	3 486 861	3 486 861	3 500 728
ZAIRE.....	2 547	152 074	152 074	152 776	2 547	152 074	152 074	152 776
REP SAF.....	91 515	21 372 410	21 362 406	21 425 705	321 827	66 731 027	66 791 815	66 986 047
ZAMBIA.....	-	-	-	-	455	14 348	14 348	14 369
TOTAL.....	250 222	37 954 925	37 944 921	38 032 713	954 869	148 176 047	148 237 908	148 663 828
6672035	DIAMONDS, CUT, NOT SET, SUITABLE FOR JEWELRY, WEIGHING NOT OVER 1/2 CARAT							(CAR)
CANADA.....	175	29 540	29 540	29 702	335	55 655	55 655	56 000
BRAZIL.....	158	24 539	24 539	24 674	770	111 374	111 375	112 316
U KING.....	1 987	105 592	105 592	106 062	9 304	1 138 971	1 138 976	1 144 825
NETHLDs.....	1 120	184 304	184 304	184 826	6 010	828 106	828 106	831 137
BELGIUM.....	52 291	8 043 611	8 013 779	8 048 349	218 518	33 022 696	32 962 158	33 115 702
FRANCE.....	1 166	98 001	98 001	98 512	12 029	1 127 749	1 127 749	1 138 691
W GERM.....	169	23 274	23 274	23 371	746	105 073	105 073	105 494
AUSTRIA.....	-	-	-	-	6	6 754	6 754	6 769
SWITZLD.....	162	29 392	29 392	29 571	1 284	250 666	250 666	252 055
USSR.....	549	128 964	127 690	128 133	10 873	2 478 288	2 477 014	2 482 964
PORTUGL.....	1 543	289 564	289 564	290 353	1 543	289 564	289 564	290 353
LEBANON.....	-	-	-	-	883	71 927	71 927	71 995
ISRAEL.....	77 719	11 211 137	11 180 349	11 256 461	314 543	46 659 119	46 632 570	46 930 322
INDIA.....	22 192	2 742 319	2 743 353	2 760 248	86 502	10 454 154	10 453 388	10 514 962
HG KONG.....	-	-	-	-	1 351	158 173	158 173	159 011
JAPAN.....	93	18 591	18 591	18 694	501	80 394	80 394	80 849
SIER LN.....	1 155	150 943	150 943	151 139	3 251	415 273	415 273	415 837
TNZNIA.....	-	-	-	-	497	103 373	103 373	103 531
REP SAF.....	1 296	403 165	403 165	405 177	3 995	1 339 625	1 339 624	1 346 169
OTH CTY.....	4	749	749	765	35	8 224	8 224	8 277
TOTAL.....	161 779	23 483 685	23 422 825	23 556 037	672 976	98 705 158	98 616 036	99 167 259
6672045	DIAMONDS, CUT, NOT SET, SUITABLE FOR JEWELRY, WEIGHING OVER 1/2 CARAT							(CAR)
BRAZIL.....	3	1 333	1 333	1 342	41	7 462	7 462	7 494
U KING.....	37	19 774	19 774	19 854	173	65 473	65 474	65 784
IRELAND.....	-	-	-	-	34	64 396	64 396	64 825
NETHLDs.....	778	192 091	192 091	192 350	2 358	735 743	735 743	738 345
BELGIUM.....	10 728	4 122 036	4 125 758	4 142 452	38 667	15 817 856	15 820 049	15 887 649
FRANCE.....	-	-	-	-	192	129 474	129 474	130 023
W GERM.....	-	-	-	-	109	114 179	114 179	114 579
SWITZLD.....	65	19 891	19 891	19 998	77	25 990	25 990	26 125
USSR.....	308	66 692	66 692	66 922	646	230 881	230 881	231 791
PORTUGL.....	-	-	-	-	120	182 668	182 668	183 238
ITALY.....	-	-	-	-	363	45 320	45 320	45 330
ISRAEL.....	4 021	1 496 650	1 497 216	1 508 086	22 299	7 601 675	7 618 112	7 666 615
INDIA.....	180	63 556	63 556	65 618	496	167 779	167 779	171 065
HG KONG.....	16	9 860	9 860	9 895	89	40 544	40 544	40 767
JAPAN.....	8	3 267	3 267	3 285	41	10 905	10 905	11 000
TNZNIA.....	30	7 791	7 791	7 875	30	7 791	7 791	7 875
REP SAF.....	451	370 277	370 277	371 692	2 123	1 401 482	1 401 482	1 407 260
OTH CTY.....	2	1 000	1 000	1 000	12	8 849	8 849	8 899
TOTAL.....	16 627	6 374 218	6 378 506	6 410 369	67 870	26 658 468	26 677 098	26 808 664
6673010	PRECIOUS AND SEMIPRECIOUS STONES, NATURAL NOT ADVANCED OR SET, NES							
MEXICO.....	-	2 379	2 379	2 379	-	8 425	8 447	8 447
COLOMB.....	-	18 759	18 759	18 829	-	25 707	25 707	25 897
VENEZ.....	-	-	-	-	-	7 650	7 650	8 407
CHILE.....	-	1 053	1 053	1 198	-	15 251	15 251	16 411
BRAZIL.....	-	106 186	106 386	110 853	-	831 941	848 332	882 113
U KING.....	-	105 600	105 600	105 600	-	105 600	105 600	105 600
BELGIUM.....	-	-	-	-	-	115 480	115 480	132 679
W GERM.....	-	26 633	26 633	26 653	-	45 956	45 956	46 590
USSR.....	-	-	-	-	-	148 554	148 692	152 846
IRAN.....	-	3 000	3 000	3 015	-	46 126	46 126	46 606
INDIA.....	-	29 289	29 289	32 671	-	51 834	51 891	61 398
PAKISTN.....	-	660	660	716	-	14 860	14 860	20 975
THAILND.....	-	-	-	-	-	17 325	17 325	17 404
HG KONG.....	-	4 508	4 508	5 067	-	52 573	52 573	53 718
AUSTRAL.....	-	96 926	96 926	99 717	-	463 146	463 156	474 111
U VOLTA.....	-	-	-	-	-	70 460	70 460	74 567
TNZNIA.....	-	9 601	9 601	10 382	-	31 697	31 696	33 535
MOZAMBQ.....	-	22 130	22 130	22 188	-	120 782	120 532	120 865
REP SAF.....	-	-	-	-	-	322 047	322 041	330 394
SW AFR.....	-	3 530	3 530	3 999	-	17 949	17 949	20 008
MALAWI.....	-	-	-	-	-	14 267	14 267	17 061
OTH CTY.....	-	684	684	703	-	18 039	18 447	19 898
TOTAL.....	-	430 938	431 138	443 970	-	2 545 669	2 562 438	2 669 530

Table 2. Schedule A Commodity by Country of Origin,
Customs Value, F.a.s. and C.i.f.—Continued

(For information on coverage, definitions of Customs, f.a.s., and c.i.f. values, see Explanation of Statistics. Shipments valued less than \$251 are shown only under Schedule A commodity number 990.0000 and excluded from all other commodities. OTH CTY represents total for countries averaging under \$1,000 per month based on Customs Value)

Country of origin	Schedule A commodity number, description and unit of quantity							
	Current month				Cumulative, January to date			
	Net quantity	Value (dollars)			Net quantity	Value (dollars)		
Customs		F.a.s.	C.i.f.	Customs		F.a.s.	C.i.f.	
6673020 RUBIES AND SAPPHIRES, CUT, NOT SET, SUITABLE FOR JEWELRY								
COLOMB.....	-	-	-	-	-	33 680	33 680	33 751
U KING.....	-	28 526	28 526	28 654	-	95 739	95 739	96 389
FRANCE.....	-	54 601	54 801	55 107	-	65 754	65 755	66 152
W GERM.....	-	5 384	5 384	5 457	-	63 770	63 770	64 268
SWITZLD.....	-	200 690	200 690	202 453	-	455 754	455 754	459 032
SPAIN.....	-	-	-	-	-	6 781	6 780	6 812
ITALY.....	-	14 500	14 500	15 105	-	14 500	14 500	15 105
ISRAEL.....	-	-	-	-	-	35 256	35 256	35 445
INDIA.....	-	164 626	164 626	165 516	-	393 053	393 094	396 126
SRI LKA.....	-	145 883	145 883	146 763	-	582 623	582 623	587 266
BURMA.....	-	8 695	8 695	8 792	-	12 454	12 454	12 594
THAILND.....	-	913 707	913 738	921 649	-	4 276 426	4 276 635	4 315 268
HG KONG.....	-	78 717	78 717	79 462	-	520 857	520 857	523 731
AUSTRAL.....	-	22 083	22 083	22 300	-	29 515	29 515	29 814
KENYA.....	-	-	-	-	-	6 553	6 553	6 603
REP SAF.....	-	12 119	12 119	12 149	-	12 119	12 119	12 149
OTH CTY.....	-	4 232	4 232	4 281	-	13 474	13 474	13 648
TOTAL.....	-	1 653 963	1 653 994	1 667 688	-	6 618 308	6 618 558	6 674 153
6673030 EMERALDS, CUT BUT NOT SET, SUITABLE FOR JEWELRY (CAR)								
MEXICO.....	221	163 097	163 097	163 876	421	165 205	165 205	165 984
PANAMA.....	129	58 858	58 858	58 885	129	58 858	58 858	58 885
COLOMB.....	925	194 212	194 212	195 282	10 252	3 101 523	3 102 882	3 110 590
VENEZ.....	21	6 021	6 021	6 076	21	6 021	6 021	6 076
BRAZIL.....	4 708	138 473	138 473	138 967	13 296	1 387 312	1 384 209	1 392 276
U KING.....	2 043	158 688	158 688	158 947	41 623	481 804	481 804	483 205
IRELAND.....	-	-	-	-	2 000	5 400	5 400	5 430
NETHLDs.....	408	12 767	12 767	12 936	1 210	137 629	137 629	138 573
BELGIUM.....	556	46 919	46 919	47 079	649	56 516	56 516	56 651
FRANCE.....	583	33 430	33 430	33 684	1 449	932 374	932 373	934 521
W GERM.....	2 055	168 047	168 047	168 276	4 105	408 839	408 839	410 686
SWITZLD.....	2 752	379 291	379 291	381 948	7 468	917 215	917 215	923 403
ITALY.....	4	24 000	24 000	24 995	566	107 871	107 871	111 222
ISRAEL.....	3 795	96 614	96 614	97 359	11 557	319 878	319 678	321 543
GAZA ST.....	-	-	-	-	332	23 028	23 028	23 115
YEMEN S.....	-	-	-	-	286	23 282	23 282	23 748
INDIA.....	24 656	376 414	376 414	378 992	147 796	2 450 410	2 455 251	2 468 517
PAKISTN.....	11	426	426	434	178	12 192	12 192	12 319
SRI LKA.....	10	23 310	23 310	23 815	211	944 237	944 237	944 892
THAILND.....	121	12 864	12 864	12 912	731	37 425	37 425	37 579
HG KONG.....	12 333	302 613	302 613	304 094	28 310	1 858 122	1 858 121	1 863 459
JAPAN.....	-	-	-	-	94	58 043	58 043	58 395
AUSTRAL.....	3	9 505	9 505	9 543	3	9 505	9 505	9 543
OTH CTY.....	14	1 465	1 465	1 465	113	4 023	4 022	4 051
TOTAL.....	55 348	2 207 014	2 207 014	2 219 565	272 800	13 506 712	13 509 606	13 564 703
6673040 PRECIOUS AND SEMIPRECIOUS STONES CUT BUT NOT SET, NES, SUITABLE FOR JEWELRY								
CANADA.....	-	19 954	20 104	20 104	-	35 288	35 438	35 451
MEXICO.....	-	35 841	35 851	35 878	-	121 570	121 773	121 960
COLOMB.....	-	-	-	-	-	5 897	5 897	5 918
BRAZIL.....	-	294 648	294 633	296 329	-	981 105	960 547	983 107
SWEDEN.....	-	-	-	-	-	8 837	8 837	9 071
U KING.....	-	37 000	37 000	37 278	-	158 039	158 039	158 732
IRELAND.....	-	-	-	-	-	7 316	7 316	7 337
BELGIUM.....	-	7 459	7 459	7 509	-	27 041	27 041	27 483
FRANCE.....	-	6 491	6 491	6 554	-	47 223	47 223	47 724
W GERM.....	-	242 222	242 235	246 461	-	1 322 862	1 322 073	1 339 412
SWITZLD.....	-	38 874	38 874	39 350	-	192 021	192 121	193 405
POLAND.....	-	2 114	2 114	2 151	-	11 727	11 727	12 186
USSR.....	-	-	-	-	-	5 015	5 015	5 367
ITALY.....	-	2 733	2 733	2 816	-	11 128	11 128	11 444
IRAN.....	-	125 102	125 102	126 712	-	476 830	476 830	481 822
ISRAEL.....	-	14 684	14 684	14 929	-	88 082	88 082	89 420
INDIA.....	-	102 591	102 288	107 843	-	362 732	362 854	388 647
NEPAL.....	-	-	-	-	-	11 220	11 220	11 313
SRI LKA.....	-	64 357	64 357	65 059	-	76 393	76 393	77 238
BURMA.....	-	79 598	81 109	81 687	-	150 743	152 254	153 170
THAILND.....	-	14 716	14 076	14 334	-	163 009	161 212	163 506
SINGAPR.....	-	-	-	-	-	7 238	7 238	7 427
CHINA M.....	-	111 867	111 867	114 662	-	178 197	177 197	183 250
KOR REP.....	-	9 953	9 953	10 228	-	24 203	24 206	25 032
HG KONG.....	-	1 113 466	1 112 457	1 123 420	-	3 893 583	3 891 998	3 941 125
CHINA T.....	-	146 102	146 102	149 323	-	697 795	698 009	718 099
JAPAN.....	-	68 828	68 952	70 050	-	359 130	360 652	368 283
AUSTRAL.....	-	208 532	208 522	209 634	-	1 094 891	1 087 082	1 092 858
REP SAF.....	-	9 472	9 472	9 697	-	36 231	35 969	37 386
ZAMBIA.....	-	4 822	4 822	5 093	-	9 381	9 381	9 946
OTH CTY.....	-	6 053	6 053	7 326	-	25 295	25 295	27 310
TOTAL.....	-	2 767 479	2 767 310	2 804 427	-	10 590 022	10 560 047	10 734 429
6673050 BRAZILIAN PEBBLE CRUDE OV 50 CTS PER LB & OTH PRECIOUS & SEMIPRECIOUS STONES & ARTICLES								
CANADA.....	-	17 474	17 474	17 948	-	20 652	20 652	21 138
BRAZIL.....	-	5 259	5 264	5 944	-	396 590	396 595	410 242
NETHLDs.....	-	-	-	-	-	138 126	138 126	141 035
W GERM.....	-	8 824	8 824	9 275	-	72 253	72 256	74 432

Table 2. Schedule A Commodity by Country of Origin,
Customs Value, F.a.s. and C.i.f.—Continued

(For information on coverage, definitions of Customs, f.a.s., and c.i.f. values, see Explanation of Statistics. Shipments valued less than \$251 are shown only under Schedule A commodity number 990.0000 and excluded from all other commodities. OTH CTY represents total for countries averaging under \$1,000 per month based on Customs Value)

Country of origin	Schedule A commodity number, description and unit of quantity							
	Current month				Cumulative, January to date			
	Net quantity	Value (dollars)			Net quantity	Value (dollars)		
Customs		F.a.s.	C.i.f.	Customs		F.a.s.	C.i.f.	
ITALY.....	-	350 498	350 498	360 736	-	1 115 789	1 116 139	1 149 758
CHINA M.....	-	120 581	120 582	123 149	-	366 299	369 066	385 635
HONG KONG.....	-	17 483	17 483	18 550	-	257 938	258 106	268 372
CHINA T.....	-	48 710	48 710	50 388	-	222 884	222 853	231 707
JAPAN.....	-	69 784	69 784	70 926	-	240 356	240 356	244 753
OTH CTY.....	-	6 226	5 835	6 793	-	29 937	29 546	31 910
TOTAL.....	-	644 839	644 454	663 709	-	2 860 824	2 863 695	2 958 982
6674000	SYNTHETIC MATERIALS OF GEMSTONE QUALITY AND ARTICLES OF SUCH MATERIALS, NES							
CANADA.....	-	-	-	-	-	28 427	28 428	28 507
U KING.....	-	-	-	-	-	9 220	9 220	9 309
IRELAND.....	-	-	-	-	-	6 377	7 750	7 801
FRANCE.....	-	59 758	59 439	59 451	-	245 050	241 862	243 830
W GERM.....	-	435 421	435 421	438 225	-	2 063 635	2 062 330	2 075 559
AUSTRIA.....	-	10 288	10 288	10 511	-	52 846	52 846	53 678
SWITZLD.....	-	93 361	93 362	94 500	-	325 556	325 554	330 740
ISRAEL.....	-	1 174	1 174	1 204	-	6 687	6 687	6 775
THAILND.....	-	13 767	13 766	13 833	-	14 446	14 445	14 515
KOR REP.....	-	8 256	8 256	8 381	-	17 174	17 174	17 554
HONG KONG.....	-	10 368	10 368	10 438	-	53 393	53 414	53 791
CHINA T.....	-	28 952	28 952	29 616	-	82 021	82 021	83 877
JAPAN.....	-	107 646	107 646	108 353	-	224 903	224 903	226 804
OTH CTY.....	-	1 383	1 383	1 383	-	4 100	4 100	4 120
TOTAL.....	-	770 374	770 055	775 895	-	3 133 833	3 130 734	3 156 860
6712000	PIG IRON INCLUDING CAST IRON (LTN)							
CANADA.....	29 550	4 819 681	4 839 280	5 029 392	87 105	14 896 451	15 023 253	15 406 274
COLOMB.....	-	-	-	-	1 769	269 106	269 106	285 366
BRAZIL.....	-	-	-	-	2 756	541 500	541 500	619 208
U KING.....	-	-	-	-	5 193	1 022 941	1 022 941	1 248 606
BELGIUM.....	-	-	-	-	99	25 925	25 925	30 447
W GERM.....	-	-	-	-	4 951	890 669	890 669	930 975
HUNGARY.....	-	-	-	-	49 689	9 225 480	9 225 480	9 793 060
JAPAN.....	-	-	-	-	65 624	9 151 080	9 151 080	10 535 070
AUSTRAL.....	10 499	2 039 089	2 039 089	2 089 089	10 638	2 070 387	2 070 387	2 128 087
TOTAL.....	40 049	6 858 770	6 878 369	7 118 481	227 824	38 093 539	38 220 341	40 977 093
6713100	IRON OR STEEL SHOT, GRIT AND WIRE PELLETS (LB)							
CANADA.....	-	-	-	-	79 400	13 324	13 494	13 494
MEXICO.....	-	-	-	-	115 974	8 970	11 062	11 062
U KING.....	28 607	7 786	7 786	8 852	659 301	95 032	95 032	112 735
W GERM.....	39 682	12 709	12 709	14 251	101 418	28 292	28 292	32 465
ITALY.....	66 138	37 500	37 500	41 363	566 397	267 624	267 624	303 626
JAPAN.....	2 205	3 782	3 782	4 150	5 512	7 872	7 872	8 575
TOTAL.....	136 632	61 777	61 777	68 616	1 528 002	421 114	423 376	481 957
6713200	IRON OR STEEL POWDERS (LB)							
CANADA.....	3 941 505	599 635	626 953	628 667	19 850 933	2 922 494	3 024 796	3 042 776
SWEDEN.....	2 204	752	752	960	24 250	12 530	12 530	13 376
U KING.....	-	-	-	-	10 600	8 498	8 498	8 957
W GERM.....	-	-	-	-	133 593	116 112	116 215	123 318
OTH CTY.....	-	-	-	-	257	774	774	1 294
TOTAL.....	3 943 709	600 387	627 705	629 627	20 019 633	3 060 408	3 162 813	3 189 721
6713300	IRON OR STEEL SPONGE (LTN)							
CANADA.....	1 936	128 650	143 153	143 153	4 276	297 337	334 401	334 401
MEXICO.....	46	4 773	4 773	4 773	1 761	182 664	182 664	182 664
OTH CTY.....	-	-	-	-	11	1 001	1 001	1 035
TOTAL.....	1 982	133 423	147 926	147 926	6 048	481 002	518 066	518 100
6714020	FERROMANGANESE CONTAINING NOT OVER 4% CARBON (CLB)							
NORWAY.....	925 645	411 855	411 855	421 770	925 645	411 855	411 855	421 770
BELGIUM.....	-	-	-	-	309 773	68 648	68 648	76 077
FRANCE.....	579 571	310 546	310 546	328 283	3 182 565	1 365 458	1 365 458	1 438 417
W GERM.....	-	-	-	-	84 191	55 108	55 108	58 998
SPAIN.....	974 160	413 018	394 981	404 368	4 609 240	1 788 601	1 770 564	1 839 119
JAPAN.....	8 070 988	3 008 578	3 008 578	3 163 713	17 385 743	6 544 497	6 544 497	6 992 784
REP SAF.....	-	-	-	-	3 190 939	1 210 169	1 210 169	1 255 007
OTH CTY.....	4 000	2 587	2 587	2 587	5 303	4 296	4 296	4 365
TOTAL.....	10 554 364	4 146 584	4 128 547	4 320 721	29 693 399	11 448 632	11 430 595	12 086 537
6714040	FERROMANGANESE CONTAINING OVER 4% CARBON (CLB)							
CANADA.....	-	-	-	-	694 207	88 414	90 270	90 270
BRAZIL.....	3 028 591	680 400	680 400	731 862	9 574 820	2 135 700	2 135 700	2 297 234
NORWAY.....	-	-	-	-	20 910 009	3 926 945	3 926 945	4 164 843
FRANCE.....	9 450 330	2 257 110	2 257 110	2 349 347	87 121 547	16 686 257	16 686 257	17 521 328
SPAIN.....	-	-	-	-	1 231 569	283 042	283 042	305 092
INDIA.....	-	-	-	-	9 114 423	1 301 280	1 301 280	1 601 983
CHINA T.....	2 679 434	577 200	577 200	654 497	5 682 420	1 194 513	1 194 513	1 367 512
JAPAN.....	16 432 279	3 712 967	3 712 967	4 126 285	45 048 417	8 826 189	8 825 129	9 985 021
REP SAF.....	5 198 361	733 934	733 934	802 753	83 351 104	12 428 723	12 428 723	13 519 320
TOTAL.....	36 788 995	7 961 611	7 961 611	8 664 744	262 728 516	46 871 063	46 871 859	50 852 603

Table 2. Schedule A Commodity by Country of Origin,
Customs Value, F.a.s. and C.i.f.—Continued

(For information on coverage, definitions of Customs, f.a.s., and c.i.f. values, see Explanation of Statistics. Shipments valued less than \$251 are shown only under Schedule A commodity number 990.0000 and excluded from all other commodities. OTH CTY represents total for countries averaging under \$1,000 per month based on Customs Value)

Country of origin	Schedule A commodity number, description and unit of quantity							
	Current month				Cumulative, January to date			
	Net quantity	Value (dollars)			Net quantity	Value (dollars)		
Customs		F.a.s.	C.i.f.	Customs		F.a.s.	C.i.f.	
6715005	FERROCHROMIUM CONTAINING NOT OVER 3% CARBON							(CLB)
SWEDEN.....	549 280	595 055	587 420	615 987	2 651 576	2 488 195	2 456 593	2 564 155
NORWAY.....	-	-	-	-	1 615 871	1 272 610	1 272 610	1 307 801
W GERM.....	979 183	866 096	866 562	896 857	2 753 306	2 066 703	2 068 325	2 171 011
YUGOSLV.....	-	-	-	-	89 187	65 974	66 230	66 230
TURKEY.....	-	-	-	-	1 544 660	986 815	986 815	1 030 586
INDIA.....	-	-	-	-	1 245 975	761 661	761 661	855 200
KOR REP.....	-	-	-	-	13 553	15 809	15 809	16 535
JAPAN.....	1 605 321	1 790 216	1 790 216	1 870 859	12 909 595	14 156 174	14 098 701	14 789 801
REP SAF.....	-	-	-	-	11 111 946	4 242 075	4 242 075	4 525 762
RHODESIA.....	4 285 831	3 332 582	3 332 582	3 418 086	5 862 606	4 118 917	4 118 917	4 233 626
TOTAL.....	7 419 615	6 583 949	6 576 780	6 801 789	39 798 275	30 174 933	30 087 736	31 560 727
6715015	FERROCHROMIUM CONTAINING OVER 3% CARBON							(CLB)
BRAZIL.....	3 951 415	1 322 231	1 322 231	1 400 724	8 932 742	3 559 790	3 559 790	3 771 361
NORWAY.....	-	-	-	-	657 963	361 883	361 883	375 910
FINLAND.....	-	-	-	-	2 827 326	1 062 303	1 101 504	1 175 386
W GERM.....	22 011	25 243	25 243	26 507	2 290 838	1 152 082	1 153 358	1 220 938
YUGOSLV.....	-	-	-	-	9 338 596	5 947 094	5 947 094	6 209 505
TURKEY.....	-	-	-	-	634 925	281 836	281 836	298 676
CHINA T.....	-	-	-	-	401 213	296 125	296 125	317 581
JAPAN.....	7 508 463	3 780 213	3 705 859	4 045 572	59 569 922	39 413 430	39 304 788	42 088 739
REP SAF.....	4 103 695	1 766 412	1 766 412	1 818 375	47 567 231	17 154 164	17 154 163	18 229 888
RHODESIA.....	22 413 492	5 931 365	5 931 365	6 357 029	30 076 852	7 231 437	7 231 437	7 825 204
OTH CTY.....	380	1 449	1 473	1 473	380	1 449	1 473	1 473
TOTAL.....	37 999 456	12 826 913	12 752 583	13 649 680	162 297 988	76 461 593	76 393 451	81 514 661
6715020	FERROSILICON							(CLB)
CANADA.....	437 677	162 346	165 663	165 663	5 828 980	2 100 318	2 146 214	2 144 434
BRAZIL.....	-	-	-	-	330 822	189 082	189 083	208 293
SWEDEN.....	-	-	-	-	6 778 880	1 856 763	1 856 763	1 896 039
NORWAY.....	1 431 778	462 702	462 702	494 206	23 478 956	8 193 904	8 193 904	8 546 436
U KING.....	-	-	-	-	8 843	15 521	15 521	17 286
NETHLS.....	206 998	169 420	169 420	181 030	600 810	320 159	320 156	515 416
BELGIUM.....	-	-	-	-	57 739	56 277	56 277	60 946
FRANCE.....	677 001	489 035	489 035	527 407	3 737 865	2 683 590	2 684 723	2 903 922
W GERM.....	298	290	290	377	599 160	723 680	723 681	764 212
SPAIN.....	-	-	-	-	1 040 207	750 691	750 691	794 891
PORTUGL.....	-	-	-	-	930 941	345 770	345 770	363 889
ITALY.....	-	-	-	-	35 067	14 288	14 288	17 517
YUGOSLV.....	-	-	-	-	975 488	759 429	759 429	826 940
INDIA.....	-	-	-	-	1 648 545	1 145 062	1 145 062	1 247 222
THAILND.....	-	-	-	-	123 182	55 250	55 250	61 549
S VETNM.....	-	-	-	-	292 807	126 387	126 387	140 952
KOR REP.....	-	-	-	-	481 852	283 000	283 000	312 538
CHINA T.....	330 690	65 768	65 768	82 673	4 079 778	1 915 750	1 915 751	2 234 664
JAPAN.....	138 600	121 544	121 544	135 000	10 170 343	7 174 642	7 172 020	7 727 067
REP SAF.....	-	-	-	-	258 401	147 386	147 386	161 696
TOTAL.....	3 223 042	1 471 105	1 474 422	1 586 356	61 458 666	28 856 949	28 901 356	30 945 915
6715030	FERROSILICON MANGANESE							(CLB)
CANADA.....	-	-	-	-	152 150	29 597	29 947	29 947
BRAZIL.....	-	-	-	-	724 211	225 000	225 000	239 527
NORWAY.....	2 355 110	750 693	750 693	795 393	12 029 358	3 713 737	3 713 737	3 948 776
SPAIN.....	716 022	287 310	287 310	303 125	3 061 696	1 070 286	1 070 288	1 136 851
YUGOSLV.....	-	-	-	-	6 300 130	1 992 674	1 992 674	2 197 719
KOR REP.....	-	-	-	-	301 195	96 800	96 800	110 557
JAPAN.....	251 386	113 741	113 741	125 926	22 143 044	8 083 920	8 074 323	8 946 688
REP SAF.....	474 871	168 660	168 660	175 941	7 273 747	2 109 007	2 109 007	2 239 632
TOTAL.....	3 797 389	1 320 404	1 320 404	1 400 385	51 985 531	17 321 023	17 311 776	18 849 697
6715040	FERROTUNGSTEN AND FERROSILICON TUNGSTEN							(CLB)
U KING.....	-	-	-	-	139 844	808 087	809 353	814 526
FRANCE.....	-	-	-	-	16 382	108 121	108 121	109 246
W GERM.....	-	-	-	-	18 122	107 393	107 393	108 942
AUSTRIA.....	-	-	-	-	17 890	115 633	99 237	100 250
PORTUGL.....	-	-	-	-	20 945	129 054	129 054	130 775
JAPAN.....	17 699	101 620	101 620	103 561	17 699	101 620	101 620	103 561
TOTAL.....	17 699	101 620	101 620	103 561	230 882	1 369 908	1 354 778	1 367 300
6715050	FERROVANADIUM							(LB)
CANADA.....	15 400	67 950	68 085	68 085	15 400	67 950	68 085	68 085
BRAZIL.....	44 092	155 322	155 322	156 463	44 092	155 322	155 322	156 463
W GERM.....	-	-	-	-	178 037	743 421	743 421	753 450
AUSTRIA.....	-	-	-	-	77 161	293 801	293 801	300 132
TOTAL.....	59 492	223 272	223 407	224 548	314 690	1 260 494	1 260 629	1 278 130
6715060	FERRONICKEL							(LB)
CANADA.....	-	-	-	-	20 006	25 317	24 192	25 488
DOM REP.....	1 310 271	1 023 813	1 023 876	1 039 376	23 252 146	16 072 042	16 072 105	16 373 322
JAPAN.....	-	-	-	-	1 638 960	604 938	604 938	657 143
FR P IS.....	7 965 414	3 306 970	3 306 970	6 825 722	37 238 405	13 356 387	13 511 919	21 364 391
OTH CTY.....	-	-	-	-	8	286	286	286
TOTAL.....	9 275 685	4 330 783	4 330 846	7 865 098	62 149 525	30 058 970	30 213 440	38 420 630

Table 2. Schedule A Commodity by Country of Origin,
Customs Value, F.a.s. and C.i.f.—Continued

(For information on coverage, definitions of Customs, f.a.s., and c.i.f. values, see Explanation of Statistics. Shipments valued less than \$251 are shown only under Schedule A commodity number 990.0000 and excluded from all other commodities. OTH CTY represents total for countries averaging under \$1,000 per month based on Customs Value)

Country of origin	Schedule A commodity number, description and unit of quantity							
	Current month				Cumulative, January to date			
	Net quantity	Value (dollars)			Net quantity	Value (dollars)		
Customs		F.a.s.	C.i.f.	Customs		F.a.s.	C.i.f.	
6715090	FERROALLOYS, NES							
CANADA.....	-	2 600	2 638	2 638	-	101 185	101 643	101 643
BRAZIL.....	-	499 720	499 720	513 580	-	3 445 759	3 445 759	3 545 426
NORWAY.....	-	41 477	41 962	41 962	-	41 477	41 962	41 962
U KING.....	-	106 655	106 655	111 564	-	657 871	657 891	687 042
BELGIUM.....	-	-	-	-	-	161 779	161 779	169 083
FRANCE.....	-	-	-	-	-	213 400	213 490	227 366
ITALY.....	-	52 097	52 098	54 475	-	52 097	52 098	54 475
JAPAN.....	-	13 418	13 418	14 479	-	464 510	457 244	490 671
REP SAF.....	-	-	-	-	-	187 876	187 876	196 623
RHODESIA.....	-	-	-	-	-	776 180	776 180	819 404
TOTAL.....	-	715 967	716 491	738 698	-	6 102 134	6 095 922	6 333 695
6721000	BARS OF WROUGHT IRON (LB)							
SWEDEN.....	-	-	-	-	9 654	5 673	5 709	6 090
U KING.....	-	-	-	-	309 276	67 633	67 633	78 520
TOTAL.....	-	-	-	-	318 930	73 306	73 342	84 610
6724100	INGOTS, BLOOMS, BILLETS, SLABS AND SHEET BARS OF OTHER THAN ALLOY IRON OR STEEL (LB)							
CANADA.....	282 058	43 890	44 594	45 072	68 352 506	5 252 559	5 266 947	5 419 852
BRAZIL.....	-	-	-	-	23 608 576	2 325 193	2 325 193	2 536 692
U KING.....	9 766 676	1 364 673	1 364 773	1 508 396	13 909 868	1 833 215	1 833 316	2 051 544
BELGIUM.....	-	-	-	-	6 627 665	1 240 053	1 240 053	1 378 709
FRANCE.....	3 192 660	564 232	580 654	652 298	11 521 657	2 214 139	2 227 494	2 499 096
W GERM.....	2 311 394	450 812	450 812	504 551	8 090 467	1 524 042	1 524 042	1 692 776
JAPAN.....	18 351 993	2 702 855	2 466 410	3 020 080	51 592 216	8 131 146	7 528 442	9 492 463
AUSTRAL.....	-	-	-	-	22 597 968	2 582 452	2 582 452	2 906 775
TOTAL.....	33 904 781	5 126 462	4 907 243	5 730 397	206 300 923	25 102 799	24 527 939	27 977 907
6724320	INGOTS, BLOOMS, BILLETS, SLABS AND SHEET BARS OF STAINLESS STEEL (LB)							
CANADA.....	257 848	204 501	205 003	206 167	6 167 510	2 675 884	2 708 032	2 709 295
U KING.....	-	-	-	-	11 223	5 268	5 458	5 560
FRANCE.....	23 331	30 039	30 039	30 661	23 331	30 039	30 039	30 661
JAPAN.....	342 312	122 610	120 848	133 094	3 265 112	1 261 257	1 257 363	1 370 084
OTH CTY.....	5 451	3 540	3 540	3 671	5 451	3 540	3 540	3 671
TOTAL.....	628 942	360 690	359 430	373 593	9 472 627	3 975 988	4 004 452	4 119 271
6724340	INGOTS, BLOOMS, BILLETS, SLABS AND SHEET BARS OF ALLOY IRON OR STEEL EXCLUDING STAINLESS (LB)							
CANADA.....	798 087	270 642	277 966	277 966	4 083 348	1 824 177	1 856 497	1 856 493
SWEDEN.....	-	-	-	-	576 749	101 832	101 832	120 233
U KING.....	11 419 253	1 635 584	1 635 584	1 810 467	26 073 913	3 806 355	3 831 644	4 309 751
FRANCE.....	-	-	-	-	3 155 161	612 032	612 032	674 814
W GERM.....	521 320	113 298	113 298	125 458	2 086 067	478 358	478 358	525 419
AUSTRIA.....	-	-	-	-	59 876	68 139	68 139	70 445
ITALY.....	97 598	14 698	14 698	17 844	97 598	14 698	14 698	17 844
JAPAN.....	2 642 566	457 954	425 441	514 599	10 323 807	2 221 862	1 821 995	2 414 296
OTH CTY.....	2 440	2 126	2 126	2 237	5 052	4 402	4 402	4 592
TOTAL.....	15 481 264	2 494 302	2 469 113	2 748 571	46 461 571	9 131 855	8 789 597	9 993 887
6731320	WIRE RODS OF STAINLESS STEEL (LB)							
SWEDEN.....	190 977	160 687	160 687	167 571	2 856 861	2 018 845	2 019 684	2 123 881
BELGIUM.....	263 735	327 771	312 848	319 720	1 750 160	1 980 344	1 931 381	1 978 967
FRANCE.....	482 889	480 914	469 682	484 983	4 267 930	3 313 421	3 258 373	3 367 226
W GERM.....	-	-	-	-	278 676	86 324	86 323	93 163
ITALY.....	-	-	-	-	825 628	370 305	346 118	383 944
JAPAN.....	1 296 824	804 025	753 484	855 025	10 908 273	6 726 840	6 463 104	7 141 563
TOTAL.....	2 234 425	1 773 397	1 696 701	1 827 299	20 887 528	14 496 079	14 104 983	15 088 744
6731340	WIRE RODS OF ALLOY IRON OR STEEL EXCL STAINLESS (LB)							
CANADA.....	786 260	117 732	123 266	123 266	3 296 757	592 355	613 830	613 824
SWEDEN.....	486 724	392 158	393 660	414 660	10 472 086	4 276 165	4 286 142	4 632 618
FINLAND.....	1 526 902	362 585	362 585	399 325	6 654 477	1 589 383	1 528 081	1 710 389
U KING.....	-	-	-	-	987 057	188 804	179 710	206 069
NETHLDS.....	448 212	89 097	88 981	98 548	5 220 774	1 126 615	1 123 923	1 219 739
FRANCE.....	302 633	106 642	106 642	115 650	1 713 561	665 310	661 005	708 343
W GERM.....	349 330	80 891	80 891	86 526	7 772 595	2 074 128	2 048 532	2 223 238
AUSTRIA.....	-	-	-	-	7 991	11 686	11 686	12 049
JAPAN.....	1 956 937	533 790	504 118	663 922	47 566 277	11 899 771	11 397 043	13 086 407
TOTAL.....	5 856 998	1 682 895	1 660 143	1 901 897	83 691 575	22 424 217	21 849 952	24 412 676
6731400	WIRE RODS OF OTHER THAN ALLOY IRON OR STEEL (LB)							
CANADA.....	6 910 134	956 602	979 637	982 252	50 112 471	6 914 873	7 035 356	7 037 633
BRAZIL.....	-	-	-	-	6 236 327	993 988	994 641	1 141 839
SWEDEN.....	355 324	97 982	97 982	109 140	9 123 474	1 691 857	1 691 857	1 929 038
U KING.....	6 633 123	1 165 828	1 165 828	1 259 820	49 456 940	8 943 587	8 936 696	9 920 536
NETHLDS.....	2 469 119	442 369	442 688	491 961	15 915 325	3 124 477	3 128 265	3 424 517
BELGIUM.....	217 594	20 942	20 942	25 118	59 567 536	10 114 996	10 120 611	11 064 872
FRANCE.....	29 267 659	3 857 530	4 040 939	4 435 277	164 914 246	25 211 405	26 015 390	28 611 338
W GERM.....	23 948 724	3 274 705	3 275 656	3 691 058	309 200 582	51 839 862	51 914 406	56 946 236
CZECHO.....	-	-	-	-	3 800 478	478 232	656 395	723 832
POLAND.....	-	-	-	-	12 002 283	2 374 639	2 374 639	2 560 449
SPAIN.....	-	-	-	-	212 563	34 215	34 215	40 373

Table 2. Schedule A Commodity by Country of Origin,
Customs Value, F.a.s. and C.i.f.—Continued

(For information on coverage, definitions of Customs, f.a.s., and c.i.f. values, see Explanation of Statistics. Shipments valued less than \$251 are shown only under Schedule A commodity number 990.0000 and excluded from all other commodities. OTH CTY represents total for countries averaging under \$1,000 per month based on Customs Value)

Country of origin	Schedule A commodity number, description and unit of quantity								
	Current month					Cumulative, January to date			
	Net quantity	Value (dollars)			Net quantity	Value (dollars)			
		Customs	F.a.s.	C.i.f.		Customs	F.a.s.	C.i.f.	
KOR REP.....	-	-	-	-	439 601	77 010	77 010	84 843	
JAPAN.....	118 068 874	15 418 920	14 484 578	17 450 551	489 957 907	73 702 005	69 536 629	81 645 509	
AUSTRAL.....	-	-	-	-	8 337 715	1 621 087	1 621 097	1 807 313	
N ZEAL.....	-	-	-	-	913 895	129 989	129 989	146 697	
TOTAL.....	187 870 551	25 234 878	24 508 250	28 445 177	1 180 191 343	187 252 222	184 267 196	207 087 025	
6732310	BARS OF STAINLESS STEEL, NOT COLD FORMED (LB)								
CANADA.....	117 951	77 872	78 499	78 499	514 910	435 827	441 053	441 027	
BRAZIL.....	-	-	-	-	686 403	420 073	422 048	438 770	
SWEDEN.....	336 746	243 219	243 339	259 058	1 517 590	999 856	1 004 762	1 071 994	
NORWAY.....	42 862	32 913	32 913	34 369	314 521	229 008	229 008	241 006	
U KING.....	62 787	45 788	45 898	48 627	1 087 199	732 199	732 426	783 815	
FRANCE.....	44 026	69 057	69 057	70 767	442 954	382 602	386 309	407 033	
W GERM.....	148 373	94 493	94 493	103 789	524 719	304 713	304 713	336 275	
AUSTRIA.....	36 085	34 836	34 841	37 104	421 575	414 346	414 351	432 922	
SPAIN.....	64 652	30 941	30 941	33 422	456 111	255 823	255 129	272 432	
JAPAN.....	797 420	595 767	578 108	630 427	6 472 822	4 633 627	4 406 434	4 897 921	
TOTAL.....	1 650 902	1 224 886	1 208 089	1 295 682	12 438 804	8 806 274	8 596 233	9 323 195	
6732315	BARS OF ALLOY TOOL STEEL, NOT COLD FORMED (LB)								
CANADA.....	62 038	31 169	32 959	32 950	478 629	267 851	272 134	272 898	
SWEDEN.....	1 520 595	1 156 682	1 160 599	1 229 441	6 334 231	4 443 536	4 475 742	4 747 240	
FINLAND.....	148 508	38 782	38 782	43 329	790 738	209 780	209 780	235 016	
U KING.....	109 791	149 948	149 948	157 112	440 201	460 139	460 145	484 320	
FRANCE.....	102 677	53 055	53 654	57 940	166 683	98 843	103 935	110 863	
W GERM.....	206 830	154 619	154 618	164 125	1 500 411	759 790	759 059	797 789	
AUSTRIA.....	311 389	185 254	184 707	198 244	969 446	547 706	547 159	587 595	
POLAND.....	-	-	-	-	451 786	159 735	159 751	172 630	
SPAIN.....	114 695	74 325	74 325	78 433	491 101	288 702	288 702	305 482	
ITALY.....	-	-	-	-	297 010	258 018	258 018	266 264	
JAPAN.....	136 387	101 315	97 085	107 714	349 632	259 558	248 324	275 175	
TOTAL.....	2 712 910	1 945 149	1 946 677	2 069 288	12 269 868	7 753 658	7 782 749	8 255 272	
6732325	BARS OF ALLOY IRON OR STEEL, NES (LB)								
CANADA.....	846 624	218 095	224 159	224 159	8 424 867	2 033 423	2 103 339	2 093 133	
BRAZIL.....	16 083	11 806	11 806	12 558	16 083	11 806	11 806	12 558	
SWEDEN.....	85 441	48 150	48 150	50 596	1 709 939	491 214	491 709	536 844	
FINLAND.....	770 544	189 257	189 257	211 109	1 681 901	364 598	364 552	407 598	
U KING.....	158 406	70 645	70 645	74 502	3 401 575	714 361	709 973	797 315	
NETHLDs.....	68 100	27 642	27 642	29 493	68 100	27 642	27 642	29 493	
FRANCE.....	1 754 806	363 519	356 407	398 852	6 892 988	1 353 777	1 321 646	1 481 523	
W GERM.....	7 274 236	1 736 125	1 736 123	1 896 617	28 666 324	6 727 788	6 735 285	7 371 780	
AUSTRIA.....	53 543	25 424	25 424	27 728	430 750	236 900	236 282	253 631	
POLAND.....	-	-	-	-	106 445	46 741	47 389	47 389	
JAPAN.....	918 295	303 466	284 776	334 269	11 056 288	2 553 748	2 407 652	2 844 291	
OTH CTY.....	-	-	-	-	2 438	1 295	1 295	2 799	
TOTAL.....	11 946 078	2 994 129	2 974 389	3 259 883	62 457 698	14 563 293	14 458 570	15 878 354	
6732330	BARS OF STAINLESS STEEL, COLD FORMED (LB)								
CANADA.....	283 125	195 255	195 937	196 791	1 293 061	852 032	855 803	855 743	
BRAZIL.....	298 365	217 021	214 940	225 276	1 263 774	864 549	892 721	892 492	
ARGENT.....	-	-	-	-	97 156	37 463	37 463	41 914	
SWEDEN.....	72 118	45 210	45 483	48 452	215 222	133 987	134 771	143 639	
U KING.....	29 336	22 149	22 149	23 610	129 936	86 732	86 732	93 468	
FRANCE.....	88 064	52 427	52 427	55 889	355 686	198 510	198 510	213 400	
W GERM.....	122 093	75 562	75 562	83 498	714 151	414 277	414 277	457 449	
AUSTRIA.....	-	-	-	-	5 930	6 209	6 209	6 409	
SPAIN.....	760 170	491 358	493 197	513 027	3 124 251	1 858 594	1 858 861	1 959 235	
JAPAN.....	1 615 925	1 134 813	1 096 694	1 206 454	11 206 448	7 718 107	7 478 579	8 173 659	
OTH CTY.....	-	-	-	-	3 111	3 724	3 724	3 908	
TOTAL.....	3 269 196	2 233 795	2 196 389	2 352 997	18 408 726	12 174 184	11 927 650	12 841 316	
6732340	BARS OF ALLOY IRON OR STEEL, EXCLUDING STAINLESS, COLD FORMED (LB)								
CANADA.....	81 002	27 357	29 362	29 362	1 868 779	527 858	543 162	547 494	
ARGENT.....	-	-	-	-	196 338	91 075	91 075	100 442	
SWEDEN.....	243 449	154 588	155 591	165 539	2 544 744	1 187 054	1 191 148	1 276 290	
FINLAND.....	-	-	-	-	858 522	219 937	219 936	242 167	
U KING.....	297 002	203 202	203 079	217 873	2 900 193	1 360 513	1 336 294	1 450 457	
BELGIUM.....	-	-	-	-	115 950	48 563	48 563	51 291	
FRANCE.....	23 029	17 726	17 726	18 496	359 451	137 997	137 927	151 720	
W GERM.....	1 010	2 076	2 076	2 171	1 162 531	538 427	542 366	583 695	
AUSTRIA.....	23 796	29 081	28 841	29 937	360 930	235 759	235 519	247 479	
SPAIN.....	-	-	-	-	320 109	108 462	108 228	121 568	
ITALY.....	99 842	26 050	26 050	30 283	99 842	26 050	26 050	30 283	
JAPAN.....	598 433	314 175	292 213	332 516	5 768 157	3 192 511	2 923 563	3 382 888	
OTH CTY.....	-	-	-	-	1 442	515	515	557	
TOTAL.....	1 367 563	774 255	754 938	826 177	16 556 988	7 674 721	7 404 446	8 186 331	
6732350	HOLLOW DRILL STEEL OF ALLOY STEEL (LB)								
CANADA.....	117 546	51 693	52 119	52 119	1 250 760	573 460	578 654	578 654	
U KING.....	28 671	20 512	20 512	21 888	192 622	99 539	99 539	105 346	
TOTAL.....	146 217	72 205	72 631	74 007	1 443 382	672 999	678 193	684 000	

Table 2. Schedule A Commodity by Country of Origin,
Customs Value, F.a.s. and C.i.f.—Continued

(For information on coverage, definitions of Customs, f.a.s., and c.i.f. values, see Explanation of Statistics. Shipments valued less than \$251 are shown only under Schedule A commodity number 990.0000 and excluded from all other commodities. OTH CTY represents total for countries averaging under \$1,000 per month based on Customs Value)

Country of origin	Schedule A commodity number, description and unit of quantity							
	Current month				Cumulative, January to date			
	Net quantity	Value (dollars)			Net quantity	Value (dollars)		
Customs		F.a.s.	C.i.f.	Customs		F.a.s.	C.i.f.	
6732410	CONCRETE REINFORCING BARS, DEFORMED, EXCEPT ALLOY STEEL							(LB)
CANADA.....	166 582	22 174	22 643	22 645	1 675 765	260 021	268 845	268 981
BRAZIL.....	-	-	-	-	10 246 617	1 192 329	1 177 729	1 354 703
BELGIUM.....	1 272 213	126 092	126 196	151 676	23 532 130	2 707 246	2 757 553	3 187 237
FRANCE.....	5 405 889	533 257	526 187	637 772	13 494 246	1 340 408	1 337 530	1 588 731
W GERM.....	-	-	-	-	1 141 306	172 187	197 252	227 933
GREECE.....	-	-	-	-	11 491 942	1 133 325	1 133 425	1 243 087
KOR REP.....	440 920	40 400	40 400	48 422	771 184	74 584	74 075	90 411
CHINA T.....	1 094 241	109 348	109 348	123 539	5 393 659	555 973	555 973	627 710
JAPAN.....	34 427 295	2 329 075	2 203 754	2 696 920	71 021 381	6 300 282	5 896 648	7 138 350
N ZEAL.....	-	-	-	-	220 526	19 168	19 168	27 565
TOTAL.....	42 807 140	3 160 346	3 028 528	3 680 974	138 988 756	13 755 523	13 418 198	15 754 708
6732420	STEEL BARS, NOT ALLOYED, NOT COATED OR PLATED, AND NOT COLD FORMED							(LB)
CANADA.....	3 580 313	444 268	463 480	463 481	25 116 910	3 492 405	3 613 657	3 614 323
BRAZIL.....	-	-	-	-	2 385 438	227 570	227 570	278 526
SWEDEN.....	5 348	1 253	1 253	1 338	3 262 482	744 208	744 313	776 765
U KING.....	20 317 964	2 497 370	2 497 247	2 731 912	57 322 825	7 079 276	7 078 608	8 254 234
NETHLDs.....	106 783	22 540	22 540	25 450	426 964	99 070	98 078	108 042
BELGIUM.....	3 623 119	425 466	487 002	575 928	62 089 775	9 072 539	10 818 191	12 232 928
FRANCE.....	8 517 131	874 082	845 401	989 229	31 792 045	4 381 268	4 944 223	5 409 660
W GERM.....	22 439 556	4 085 247	4 822 791	4 660 404	112 783 050	18 897 413	21 377 920	22 388 917
SWITZLD.....	-	-	-	-	143 912	27 186	27 186	29 813
POLAND.....	-	-	-	-	30 115	5 701	5 701	6 249
SPAIN.....	1 351 986	122 651	128 171	141 975	17 137 435	1 783 715	2 043 008	2 218 164
ITALY.....	-	-	-	-	76 584 965	9 135 664	9 025 405	9 897 750
GREECE.....	239 902	11 600	11 600	12 587	514 274	40 847	40 847	44 323
KOR REP.....	64 293	6 709	6 709	7 575	10 678 429	1 721 853	1 722 362	1 912 582
CHINA T.....	-	-	-	-	2 314 830	355 950	355 950	396 724
JAPAN.....	6 348 619	1 079 630	1 020 910	1 195 064	141 109 335	24 421 480	22 645 995	26 948 785
AUSTRAL.....	-	-	-	-	51 211	7 872	7 872	9 343
OTH CTY.....	8 268	3 094	3 144	3 252	100 078	14 826	16 442	18 412
TOTAL.....	66 603 282	9 573 910	10 310 248	10 808 195	543 844 073	81 508 843	84 793 328	94 545 540
6732430	STEEL BARS, NOT ALLOYED, COATED OR PLATED NOT COLD FORMED							(LB)
INDIA.....	586 548	88 697	88 697	105 275	2 426 255	422 546	414 463	483 305
CHINA T.....	-	-	-	-	45 113	11 856	11 856	12 622
JAPAN.....	30 307	5 554	5 554	6 377	30 307	5 554	5 554	6 377
OTH CTY.....	-	-	-	-	20 679	4 769	4 769	5 234
TOTAL.....	616 855	94 251	94 251	111 652	2 522 354	444 725	436 642	507 538
6732440	STEEL BARS, NOT ALLOYED, COLD FORMED							(LB)
CANADA.....	137 240	22 709	22 709	22 709	671 319	143 762	146 763	146 603
FINLAND.....	-	-	-	-	588 319	123 246	123 053	137 132
U KING.....	224 066	35 924	35 924	39 943	15 630 297	2 660 635	2 680 624	3 156 020
BELGIUM.....	-	-	-	-	119 821	34 781	34 788	39 059
FRANCE.....	111 509	17 471	17 471	19 428	449 906	85 892	85 515	95 138
W GERM.....	98 059	17 949	17 490	20 458	7 583 036	1 941 675	1 949 697	2 152 756
AUSTRIA.....	4 602	4 603	4 520	4 734	73 193	45 643	45 591	48 979
INDIA.....	-	-	-	-	176 628	21 832	21 832	27 606
KOR REP.....	-	-	-	-	119 793	25 326	24 337	27 127
JAPAN.....	6 648 280	1 434 730	1 328 166	1 561 314	47 961 465	10 143 983	9 416 901	11 061 667
REP SAF.....	336 650	58 679	58 679	75 034	1 663 795	272 750	272 750	345 416
TOTAL.....	7 560 406	1 592 065	1 484 959	1 743 620	75 037 572	15 499 525	14 801 851	17 237 503
6732450	HOLLOW DRILL STEEL, EXCEPT ALLOY							(LB)
CANADA.....	239 081	81 253	81 966	81 966	1 076 710	346 006	351 499	351 499
U KING.....	450	441	441	543	263 900	71 073	71 073	80 841
TOTAL.....	239 531	81 694	82 407	82 509	1 340 610	417 079	422 572	432 340
6732460	FLAT WIRE, IRON OR STEEL, NOT ALLOYED, OVER .01 INCH IN THICKNESS							(LB)
CANADA.....	4 452	497	508	508	371 952	123 831	125 309	125 309
SWEDEN.....	70 236	41 916	41 916	44 458	1 538 834	977 249	1 021 296	1 154 422
U KING.....	1 853	2 762	2 762	2 904	330 021	96 346	97 373	106 941
BELGIUM.....	96 311	35 443	35 248	38 297	1 039 968	363 752	362 442	390 803
FRANCE.....	-	-	-	-	39 806	10 563	10 563	11 628
W GERM.....	151 110	57 433	57 433	59 264	472 926	204 727	203 222	215 760
JAPAN.....	97 990	25 494	25 379	27 776	1 420 562	473 839	450 130	504 294
TOTAL.....	421 952	163 545	163 246	173 207	5 214 069	2 250 307	2 270 335	2 509 157
6734020	ANGLES, SHAPES AND SECTIONS OF IRON OR STEEL, 3 INCHES OR MORE ETC, NOT ADVANCED							(LB)
CANADA.....	10 475 456	1 414 668	1 456 439	1 458 353	73 281 247	9 895 430	10 157 703	10 179 962
MEXICO.....	757 477	126 944	127 835	127 835	2 231 441	587 871	617 194	617 194
ARGENT.....	-	-	-	-	2 319 312	427 406	427 406	473 484
NORWAY.....	-	-	-	-	992 779	776 802	776 802	813 604
U KING.....	11 312 796	1 421 613	1 421 513	1 664 237	116 258 237	16 218 010	16 157 985	18 963 028
NETHLDs.....	1 306 705	316 305	316 306	347 306	1 352 131	324 827	324 828	356 253
BELGIUM.....	10 584 562	1 399 467	1 397 140	1 619 308	167 296 699	29 532 530	29 503 981	32 973 868
FRANCE.....	7 609 337	850 650	849 416	995 746	41 928 262	6 180 460	6 159 467	6 970 731
W GERM.....	1 741 784	360 371	360 750	401 086	33 157 835	6 730 657	6 723 795	7 657 667
AUSTRIA.....	48 568	33 479	32 377	34 065	123 684	87 525	86 423	91 312
SPAIN.....	-	-	-	-	1 098 920	99 195	99 195	109 663
ITALY.....	1 322 788	142 600	142 600	162 854	6 334 151	698 786	698 786	791 617

Table 2. Schedule A Commodity by Country of Origin,
Customs Value, F.a.s. and C.i.f.—Continued

(For information on coverage, definitions of Customs, f.a.s., and c.i.f. values, see Explanation of Statistics. Shipments valued less than \$251 are shown only under Schedule A commodity number 990.0000 and excluded from all other commodities. OTH CTY represents total for countries averaging under \$1,000 per month based on Customs Value)

Country of origin	Schedule A commodity number, description and unit of quantity							
	Current month				Cumulative, January to date			
	Net quantity	Value (dollars)			Net quantity	Value (dollars)		
Customs		F.a.s.	C.i.f.	Customs		F.a.s.	C.i.f.	
KOR REP.....	-	-	-	-	32 555 351	5 097 698	5 133 334	5 632 562
CHINA T.....	44 092	5 734	5 734	6 639	4 786 188	710 136	710 136	792 772
JAPAN.....	32 740 569	4 194 648	3 949 576	4 696 028	294 979 950	45 393 189	43 072 686	49 939 827
AUSTRAL.....	254 939	33 847	33 847	41 118	2 457 123	382 814	382 814	438 400
REP SAF.....	-	-	-	-	8 603 001	753 970	753 970	862 945
MALAWI.....	-	-	-	-	79 780	11 726	12 143	12 143
OTH CTY.....	-	-	-	-	27 216	1 259	1 275	1 275
TOTAL.....	78 199 073	10 300 326	10 093 533	11 554 575	789 863 307	123 910 291	121 799 923	137 678 307
6734040	ANGLES, SHAPES AND SECTIONS OF IRON OR STEEL, ADVANCED							(LB)
CANADA.....	907 003	281 900	284 642	284 649	1 857 016	602 730	610 485	610 460
MEXICO.....	74 940	14 730	14 730	14 730	147 251	31 050	31 415	31 415
SWEDEN.....	283 200	205 885	206 289	219 785	836 279	596 755	598 856	636 275
U KING.....	74 636	26 766	25 074	28 764	1 537 471	344 847	343 085	407 239
W GERM.....	117 302	33 424	33 424	36 330	3 085 423	717 417	717 417	817 299
SPAIN.....	-	-	-	-	132 605	25 253	25 253	31 749
ITALY.....	748 769	232 313	232 491	276 169	5 474 664	1 287 877	1 424 885	1 665 653
YUGOSLV.....	-	-	-	-	2 111 284	493 796	520 412	619 764
JAPAN.....	169 615	130 674	125 140	137 810	20 143 028	5 933 901	5 894 454	6 486 282
OTH CTY.....	-	-	-	-	46 748	5 379	5 167	6 129
TOTAL.....	2 375 465	925 692	921 790	998 237	35 371 769	10 039 005	10 171 429	11 312 265
6734060	SHEET PILING OF IRON OR STEEL							(LB)
CANADA.....	-	-	-	-	681 697	108 107	108 973	108 999
U KING.....	5 424 877	694 863	694 863	806 365	15 567 158	2 115 810	2 115 810	2 446 050
BELGIUM.....	14 870 040	2 291 149	2 291 149	2 291 149	29 019 126	4 506 993	4 503 976	5 283 560
FRANCE.....	1 665 778	193 129	193 129	224 637	24 939 755	3 358 347	3 296 867	3 869 115
W GERM.....	-	-	-	-	7 215 767	1 050 868	1 051 132	1 185 545
TOTAL.....	21 960 695	3 179 141	3 179 141	3 727 452	77 423 503	11 140 125	11 076 758	12 893 269
6735000	ANGLES, SHAPES AND SECTIONS OF IRON OR STEEL, UNDER 3 INCHES ETC, NOT ADVANCED							(LB)
CANADA.....	1 565 122	171 687	180 951	180 951	14 836 363	1 809 278	1 877 408	1 877 258
MEXICO.....	75 031	10 914	10 914	10 914	75 031	10 914	10 914	10 914
BRAZIL.....	-	-	-	-	213 449	16 710	16 710	21 281
ARGENT.....	-	-	-	-	50 820	9 105	9 105	10 156
SWEDEN.....	-	-	-	-	231 703	107 820	107 820	118 909
U KING.....	555 649	57 653	57 653	68 494	4 265 053	632 955	642 066	732 896
BELGIUM.....	5 260 530	716 991	717 718	816 532	45 649 837	8 311 196	8 324 618	9 240 373
FRANCE.....	1 459 885	154 345	154 345	177 827	9 539 290	1 446 978	1 450 151	1 601 491
W GERM.....	-	-	-	-	12 665 291	2 478 893	2 471 091	2 708 523
SPAIN.....	-	-	-	-	2 203 608	324 854	324 854	350 343
ITALY.....	-	-	-	-	56 577 884	6 828 548	6 837 548	7 454 453
KOR REP.....	-	-	-	-	13 466 612	2 099 653	2 102 651	2 326 928
CHINA T.....	165 324	20 276	20 276	24 457	1 139 062	163 324	163 324	186 738
JAPAN.....	14 190 216	1 748 477	1 578 029	1 978 870	74 100 952	11 570 756	11 049 440	12 897 717
AUSTRAL.....	-	-	-	-	1 236 771	193 867	193 867	222 963
REP SAF.....	81 989	6 906	6 906	10 786	322 273	37 314	37 314	51 708
TOTAL.....	23 353 746	2 887 249	2 726 792	3 268 831	236 573 999	36 042 165	35 618 881	39 812 651
6741300	PLATES OF ALLOY IRON OR STEEL, NOT COATED, EXCLUDING HIGH SPEED TOOL STEEL							(LB)
CANADA.....	204 305	107 404	107 837	107 837	1 379 793	851 142	853 142	853 142
SWEDEN.....	1 195 361	782 831	785 217	838 006	5 114 323	3 386 721	3 414 700	3 633 283
U KING.....	233 461	204 333	204 215	212 946	2 622 757	2 109 463	2 081 884	2 182 457
BELGIUM.....	-	-	-	-	92 651	59 092	53 261	62 128
FRANCE.....	976 374	229 172	229 172	251 538	5 936 576	1 767 423	1 766 334	1 955 812
W GERM.....	-	-	-	-	563 077	502 231	503 576	521 958
AUSTRIA.....	-	-	-	-	1 474 580	440 345	440 344	469 724
JAPAN.....	926 032	481 359	476 455	529 166	20 010 744	10 701 650	10 216 215	11 362 599
REP SAF.....	36 595	18 609	18 609	20 100	504 101	281 537	281 649	302 862
OTH CTY.....	-	-	-	-	3 210	995	1 059	1 059
TOTAL.....	3 572 128	1 823 708	1 821 505	1 959 593	37 701 812	20 100 599	19 612 164	21 345 024
6741520	PLATES OF UNALLOYED IRON OR STEEL, NOT SHAPED, NOT COATED, AND NOT PICKLED OR CLD ROLLD							(LB)
CANADA.....	25 258 785	3 078 039	3 133 969	3 171 091	142 399 353	17 310 279	17 615 585	17 661 479
SWEDEN.....	-	-	-	-	382 537	146 652	146 665	159 249
U KING.....	450 236	85 329	85 329	93 246	15 478 125	3 072 135	3 093 105	3 398 613
NETHLDs.....	16 847 924	1 523 404	1 575 642	1 718 310	20 452 823	1 955 130	2 073 725	2 250 677
BELGIUM.....	3 095 164	440 115	520 180	578 299	70 848 173	11 086 488	12 422 937	13 798 239
FRANCE.....	11 209 618	1 696 691	1 723 338	1 928 161	52 895 325	8 423 755	8 967 460	9 898 006
W GERM.....	11 454 499	1 457 322	1 849 002	2 075 149	75 618 339	10 909 885	12 885 443	14 173 041
AUSTRIA.....	-	-	-	-	4 232 192	581 003	583 311	657 889
POLAND.....	8 484 784	942 496	942 496	1 037 481	35 471 412	5 206 322	5 237 311	5 814 867
SPAIN.....	-	-	-	-	12 273 382	2 538 681	2 537 781	2 765 217
ITALY.....	21 400 142	2 325 117	2 325 117	2 497 495	143 084 687	18 918 318	18 690 170	20 502 349
INDIA.....	-	-	-	-	43 896	7 720	7 982	9 180
KOR REP.....	5 412 900	489 097	489 097	559 951	31 583 051	4 572 449	4 568 690	4 999 991
CHINA T.....	-	-	-	-	352 736	56 441	56 441	64 303
JAPAN.....	111 054 022	14 616 551	14 583 013	17 102 890	753 897 181	131 009 432	125 017 860	143 637 500
REP SAF.....	-	-	-	-	2 062 921	374 884	378 982	467 034
OTH CTY.....	7 833	1 207	1 247	1 247	7 833	1 207	1 247	1 247
TOTAL.....	214 675 907	26 655 368	27 228 430	30 763 320	1 361 083 966	216 170 781	214 284 995	240 258 881
6741550	PLATES OF UNALLOYED IRON OR STEEL, NES NOT COATED							(LB)
CANADA.....	19 988	2 124	2 224	2 224	1 339 259	189 230	191 096	191 096

Table 2. Schedule A Commodity by Country of Origin,
Customs Value, F.a.s. and C.i.f.—Continued

(For information on coverage, definitions of Customs, f.a.s., and c.i.f. values, see Explanation of Statistics. Shipments valued less than \$251 are shown only under Schedule A commodity number 990.0000 and excluded from all other commodities. OTH CTY represents total for countries averaging under \$1,000 per month based on Customs Value)

Country of origin	Schedule A commodity number, description and unit of quantity							
	Current month				Cumulative, January to date			
	Net quantity	Value (dollars)			Net quantity	Value (dollars)		
Customs		F.a.s.	C.i.f.	Customs		F.a.s.	C.i.f.	
FRANCE.....	-	-	-	-	1 880 529	457 536	457 536	513 607
W GERM.....	-	-	-	-	354 314	56 384	58 063	64 517
KOR REP.....	-	-	-	-	3 734 650	478 734	478 734	507 458
JAPAN.....	-	-	-	-	5 783 058	891 741	834 790	954 824
TOTAL.....	19 988	2 124	2 224	2 224	13 091 810	2 073 625	2 020 219	2 231 502
6744110	BLACK PLATE NOT SHAPED AND NOT COATED							(LB)
CANADA.....	812 555	78 760	79 504	80 993	3 645 457	371 236	383 446	389 938
JAPAN.....	-	-	-	-	43 849	5 142	5 142	6 205
OTH CTY.....	1 018	4 583	4 583	4 745	7 468	4 906	4 906	5 068
TOTAL.....	813 573	83 343	84 087	85 738	3 696 774	381 284	393 494	401 211
6744115	STEEL SHEETS, NOT ALLOYED, NOT PICKLED, NOT COLD ROLLED, NOT SHAPED, AND NOT COATED							(LB)
CANADA.....	7 883 948	814 657	826 578	832 264	87 316 143	8 991 663	9 115 809	9 126 216
SWEDEN.....	-	-	-	-	226 642	96 570	96 570	105 945
U KING.....	-	-	-	-	365 549	54 651	19 869	26 501
NETHLDs.....	45 709 538	3 988 849	4 064 144	4 449 867	85 068 881	8 229 804	8 305 099	9 115 428
BELGIUM.....	5 008 478	764 669	764 669	873 361	17 083 598	2 500 833	2 672 888	3 020 300
FRANCE.....	1 903 077	172 926	177 578	191 382	43 682 446	5 113 493	5 745 831	6 352 845
W GERM.....	6 324 989	682 530	612 032	699 724	117 670 706	14 099 078	15 265 076	16 615 212
AUSTRIA.....	226 333	24 926	27 831	31 911	2 871 571	344 815	351 208	429 211
POLAND.....	-	-	-	-	1 451 543	231 408	231 408	262 447
ITALY.....	-	-	-	-	8 546 165	1 117 518	1 117 518	1 202 306
KOR REP.....	-	-	-	-	55 765 429	7 781 024	7 884 025	8 549 439
JAPAN.....	79 299 387	8 757 197	8 522 991	10 107 872	610 250 465	81 902 643	76 451 089	88 707 429
TOTAL.....	146 355 750	15 205 754	14 995 823	17 186 361	1 030 299 138	130 463 500	127 256 390	143 513 279
6744125	STEEL SHEETS, NOT ALLOYED, PICKLED BUT NOT COLD ROLLED, NOT SHAPED, AND NOT COATED							(LB)
CANADA.....	670 726	77 986	80 114	80 396	15 753 880	1 759 605	1 774 118	1 773 918
U KING.....	-	-	-	-	322 136	53 009	53 009	59 052
NETHLDs.....	1 398 553	138 111	140 279	152 326	4 215 326	465 627	467 795	528 874
BELGIUM.....	-	-	-	-	15 122 676	1 896 135	2 049 757	2 279 570
FRANCE.....	-	-	-	-	3 150 207	400 357	441 312	501 285
W GERM.....	8 964 244	1 080 466	928 842	1 036 135	38 353 818	4 670 738	4 466 026	4 944 820
JAPAN.....	9 910 099	1 178 716	1 096 176	1 325 721	132 313 935	19 666 516	18 196 753	21 112 840
TOTAL.....	20 943 622	2 475 279	2 245 411	2 594 578	209 231 978	28 911 987	27 448 770	31 200 359
6744130	STEEL SHEETS, COLD ROLLED, AND/OR PICKLED NOT ALLOYED, NOT SHAPED, AND NOT COATED							(LB)
CANADA.....	2 395 880	308 870	315 197	315 422	17 425 998	2 299 694	2 347 907	2 348 133
U KING.....	-	-	-	-	53 689 184	6 024 352	5 545 230	6 880 203
NETHLDs.....	38 826 385	4 336 327	4 353 756	4 688 815	93 043 512	10 928 277	10 930 708	12 414 891
BELGIUM.....	8 616 597	933 818	1 002 687	1 144 812	70 647 418	7 939 304	9 735 061	10 878 344
FRANCE.....	8 549 748	963 408	968 347	1 126 264	128 305 958	16 078 606	18 411 446	19 968 311
W GERM.....	24 201 273	2 586 006	2 856 447	3 207 989	259 117 396	31 667 129	36 007 283	39 540 057
AUSTRIA.....	-	-	-	-	5 342 039	744 698	822 242	953 289
ITALY.....	39 325 875	4 553 009	3 685 949	4 217 474	326 702 537	37 660 090	37 899 607	41 128 935
GREECE.....	-	-	-	-	19 231 657	2 283 002	2 940 841	3 161 429
SRI LKA.....	-	-	-	-	169 809	19 981	22 687	27 166
KOR REP.....	-	-	-	-	52 089 083	7 506 881	7 506 881	8 223 292
JAPAN.....	66 835 823	8 310 730	7 776 648	9 404 596	648 003 971	93 391 421	87 687 786	102 083 312
OTH CTY.....	2 390	3 176	3 182	3 294	9 973	5 501	5 296	5 763
TOTAL.....	188 753 971	21 995 344	20 962 213	24 108 666	1 673 778 535	216 548 936	219 863 116	247 523 080
6744140	STEEL SHEETS, PLATES AND STRIP, CUT, PRESSED ETC, NOT ALLOYED							(LB)
CANADA.....	107 450	7 948	7 865	7 865	870 474	137 076	139 229	139 624
MEXICO.....	-	-	-	-	916 019	284 827	285 615	285 615
FRANCE.....	-	-	-	-	314 709	31 984	72 851	79 220
W GERM.....	-	-	-	-	123 076	22 208	22 357	26 169
KOR REP.....	15 000	2 444	2 444	2 871	85 000	14 998	14 998	17 413
JAPAN.....	54 874	8 639	8 221	9 015	10 380 929	2 020 463	1 843 565	2 123 880
OTH CTY.....	-	-	-	-	15 546	5 296	5 296	5 763
TOTAL.....	177 324	19 031	18 530	19 751	12 705 753	2 516 852	2 383 911	2 677 684
6744220	STAINLESS STEEL SHEETS, NOT COLD ROLLED OR PICKLED, NOT SHAPED AND NOT COATED							(LB)
CANADA.....	1 753	1 879	1 902	1 902	177 334	97 516	98 378	98 378
SWEDEN.....	-	-	-	-	31 990	25 368	25 368	26 961
U KING.....	-	-	-	-	19 290	11 720	11 720	12 795
JAPAN.....	143 202	85 327	82 906	90 577	983 733	592 803	573 729	634 977
TOTAL.....	144 955	87 206	84 808	92 479	1 212 347	727 407	709 195	773 111
6744240	STAINLESS STEEL SHEETS, COLD ROLLED OR PICKLED, NOT SHAPED AND NOT COATED							(LB)
CANADA.....	886 955	412 506	416 622	416 622	3 922 245	1 828 838	1 847 467	1 848 850
SWEDEN.....	1 408 923	1 064 133	1 068 844	1 127 684	8 455 680	4 564 998	4 581 208	4 859 436
U KING.....	80 553	45 861	45 304	48 201	523 932	327 028	323 653	348 432
BELGIUM.....	557 097	350 441	350 441	365 725	1 684 311	1 148 298	1 147 871	1 199 276
FRANCE.....	1 281 188	755 850	744 823	792 579	5 506 245	3 178 402	3 134 440	3 345 603
W GERM.....	-	-	-	-	920 216	560 344	562 649	588 744
AUSTRIA.....	167	9 875	9 875	10 047	778	26 633	26 634	26 259
SPAIN.....	-	-	-	-	45 267	28 090	28 090	29 938
KOR REP.....	-	-	-	-	1 516 618	877 293	868 366	899 369
JAPAN.....	3 855 418	2 170 131	2 088 854	2 324 179	25 336 825	15 558 260	14 636 714	16 412 749
AUSTRAL.....	15 854	8 937	8 937	9 643	15 854	8 937	8 937	9 643
OTH CTY.....	1	353	353	355	2 427	1 706	1 706	1 750
TOTAL.....	8 086 156	4 818 087	4 734 053	5 095 035	45 930 398	28 108 827	27 167 735	29 570 049

Table 2. Schedule A Commodity by Country of Origin,
Customs Value, F.a.s. and C.i.f.—Continued

(For information on coverage, definitions of Customs, f.a.s., and c.i.f. values, see Explanation of Statistics. Shipments valued less than \$251 are shown only under Schedule A commodity number 990.0000 and excluded from all other commodities. OTH CTY represents total for countries averaging under \$1,000 per month based on Customs Value)

Country of origin	Schedule A commodity number, description and unit of quantity							
	Current month				Cumulative, January to date			
	Net quantity	Value (dollars)			Net quantity	Value (dollars)		
Customs		F.a.s.	C.i.f.	Customs		F.a.s.	C.i.f.	
6744270	ALLOY STEEL SHEETS EX STNLS N SHPD N CTD INCLUDING HIGH SPEED TOOL STEEL PLATES							(LB)
CANADA.....	123 366	33 002	33 350	33 350	1 429 740	399 176	403 206	403 726
SWEDEN.....	29 859	34 768	34 854	36 170	532 581	437 197	438 617	460 375
U KING.....	72 581	107 522	107 522	112 656	180 850	268 799	268 799	281 162
FRANCE.....	40 030	105 693	93 035	94 355	1 160 967	1 014 757	999 271	1 041 708
W GERM.....	707 456	260 649	260 649	281 766	928 521	666 632	666 647	698 045
AUSTRIA.....	29 416	40 023	40 023	41 179	128 982	141 698	143 698	148 739
POLAND.....	-	-	-	-	199 098	35 499	35 499	39 656
ITALY.....	7 750 617	2 361 310	2 361 310	2 422 363	7 750 617	2 361 310	2 361 310	2 422 363
JAPAN.....	4 423 455	918 072	826 653	972 360	30 066 072	6 981 046	6 380 702	7 408 776
OTH CTY.....	-	-	-	-	5 908	1 447	1 334	1 503
TOTAL.....	13 176 780	3 861 039	3 757 396	3 994 199	42 363 336	12 307 561	11 699 063	12 906 055
6747000	TIN PLATE AND TIN COATED SHEET							(LB)
CANADA.....	2 371 757	426 166	429 305	461 673	5 534 425	1 052 986	1 063 079	1 145 839
U KING.....	-	-	-	-	103 734	44 344	44 512	46 192
NETHLDS.....	11 728 850	2 290 009	2 310 703	2 486 894	24 963 895	4 799 400	4 817 028	5 129 982
BELGIUM.....	8 929 147	1 543 927	1 543 927	1 756 044	17 161 332	3 255 036	3 255 036	3 653 586
FRANCE.....	2 717 971	595 542	595 542	664 354	12 864 026	3 422 835	3 422 346	3 637 358
W GERM.....	7 337 094	1 590 220	1 587 011	1 768 823	40 080 142	7 758 673	7 760 605	8 689 025
JAPAN.....	56 121 143	12 280 849	11 488 905	13 020 112	383 659 861	87 948 270	84 392 883	92 946 540
OTH CTY.....	-	-	-	-	7 024	725	725	871
TOTAL.....	89 205 962	18 726 713	17 955 393	20 157 900	484 394 439	108 282 269	104 756 214	115 249 395
6748510	STEEL SHEETS, PLTS, A STRIP ELEC COATED W BASE METAL OTHER THAN TIN, LEAD OR ZINC							(LB)
W GERM.....	72 973	27 711	27 431	31 293	859 511	374 701	369 639	409 852
JAPAN.....	1 630 238	341 951	321 335	369 686	49 395 706	10 007 295	9 506 650	10 632 971
OTH CTY.....	717	1 204	1 204	1 902	8 927	7 242	7 244	8 938
TOTAL.....	1 703 928	370 866	349 970	402 881	50 264 144	10 389 238	9 883 533	11 051 761
6748550	STEEL PLATES AND SHEETS COATED, NES INCLUDING GALVANIZED STEEL SHEETS							(LB)
CANADA.....	7 866 304	1 104 098	1 132 986	1 132 986	27 114 843	4 303 732	4 433 868	4 436 921
U KING.....	18 519	5 468	5 468	5 805	7 975 561	1 238 694	1 221 301	1 388 127
BELGIUM.....	2 439 018	382 511	434 302	480 657	20 534 967	3 868 303	4 188 659	4 513 634
FRANCE.....	2 895 339	490 718	494 454	555 591	55 362 701	8 748 431	10 051 531	11 111 201
W GERM.....	5 862 121	797 455	970 511	1 030 188	90 195 735	13 048 225	14 997 371	16 126 260
ITALY.....	6 904 256	947 485	733 628	817 387	19 966 636	3 087 450	2 873 593	3 092 333
HG KONG.....	-	-	-	-	201 245	42 941	37 506	46 330
CHINA T.....	-	-	-	-	1 657 858	300 921	300 921	344 786
JAPAN.....	64 748 632	10 726 403	9 868 976	11 782 654	493 982 645	89 727 224	82 759 199	97 745 264
AUSTRAL.....	400 217	22 243	22 243	30 768	9 023 767	1 565 968	1 565 968	1 785 168
N ZEAL.....	2 479 140	443 304	446 928	487 841	16 074 593	2 819 834	2 839 844	3 111 663
OTH CTY.....	-	-	-	-	31 111	10 379	10 446	10 575
TOTAL.....	93 613 546	14 919 685	14 109 496	16 323 877	742 121 662	128 762 102	125 280 207	143 712 262
6750310	STAINLESS STEEL STRIP, NOT CUT, PRESSED ETC TO NONRECTANGULAR SHAPE							(LB)
CANADA.....	652 334	229 306	232 914	232 914	1 821 906	681 347	691 900	691 899
SWEDEN.....	151 100	345 590	345 970	353 747	1 116 038	1 841 032	1 834 411	1 901 940
NORWAY.....	15 310	28 707	28 784	29 502	15 310	28 707	28 784	29 502
U KING.....	47 569	65 426	65 280	67 923	783 329	646 332	636 785	680 055
BELGIUM.....	214 227	168 482	156 167	163 982	807 105	608 042	586 074	615 103
FRANCE.....	309 395	170 717	170 717	182 365	1 876 897	986 229	979 011	1 037 410
AUSTRIA.....	2 046	2 948	2 771	2 866	18 994	22 527	22 550	23 482
SPAIN.....	14 719	6 552	6 552	6 995	45 536	21 539	21 550	22 915
GAZA ST.....	30 668	10 734	10 829	10 829	30 668	10 734	10 829	10 829
JAPAN.....	1 962 042	1 029 251	1 008 683	1 116 807	6 051 493	3 420 489	3 245 384	3 684 257
OTH CTY.....	-	-	-	-	106	357	357	452
TOTAL.....	3 399 410	2 057 713	2 028 667	2 167 930	12 567 382	8 267 535	8 057 635	8 697 844
6750320	ALLOY STEEL STRIP EXCEPT STAINLESS, NOT CUT, PRESSED ETC TO NONRECTANGULAR SHAPE							(LB)
CANADA.....	3 115	4 196	4 198	4 198	124 261	81 688	80 340	82 297
SWEDEN.....	99 853	86 340	86 799	91 844	736 505	883 534	865 225	921 941
U KING.....	108 712	91 476	91 393	97 409	584 769	385 703	384 480	412 066
FRANCE.....	-	-	-	-	27 353	47 114	47 119	49 608
W GERM.....	333 631	93 718	93 718	103 402	862 239	305 471	319 255	328 653
AUSTRIA.....	604	2 540	2 322	2 375	134 563	171 342	171 124	176 585
JAPAN.....	205 852	206 142	181 715	212 814	1 579 208	1 674 589	1 485 719	1 740 336
OTH CTY.....	751 767	484 412	460 145	512 042	4 048 898	3 549 441	3 373 262	3 711 486
6750330	STAINLESS STEEL FLAT WIRE, NOT OVER .05 INCH IN THICKNESS, NOT COATED							(LB)
SWEDEN.....	19 891	42 078	42 179	43 032	149 372	427 749	428 524	437 636
NORWAY.....	646	18 400	18 403	18 433	646	18 400	18 403	18 433
U KING.....	89 083	74 324	74 254	77 380	170 536	179 986	179 398	187 441
W GERM.....	-	-	-	-	30 762	8 618	8 418	9 838
JAPAN.....	94 720	102 771	93 800	107 432	334 988	360 586	329 884	378 702
OTH CTY.....	-	-	-	-	22	356	356	404
TOTAL.....	204 340	237 573	228 636	246 277	686 326	995 695	964 983	1 032 454
6750340	ALLOY STEEL FLAT WIRE EXCEPT STAINLESS, NOT OVER .05 INCH IN THICKNESS							(LB)
CANADA.....	-	-	-	-	42 350	10 961	11 204	11 204
SWEDEN.....	-	-	-	-	5 307	15 280	15 303	15 887
OTH CTY.....	119	292	293	340	119	292	293	340
TOTAL.....	119	292	293	340	47 776	26 533	26 800	27 431

Table 2. Schedule A Commodity by Country of Origin,
Customs Value, F.a.s. and C.i.f.—Continued

(For information on coverage, definitions of Customs, f.a.s., and c.i.f. values, see Explanation of Statistics. Shipments valued less than \$251 are shown only under Schedule A commodity number 990.0000 and excluded from all other commodities. OTH CTY represents total for countries averaging under \$1,000 per month based on Customs Value)

Country of origin	Schedule A commodity number, description and unit of quantity							
	Current month				Cumulative, January to date			
	Net quantity	Value (dollars)			Net quantity	Value (dollars)		
Customs		F.a.s.	C.i.f.	Customs		F.a.s.	C.i.f.	
6750420	STEEL STRIP, HOT ROLLED, NOT ALLOYED, NOT CUT, PRESSED ETC TO NONRECTANGULAR SHAPE							(LB)
CANADA.....	1 572 046	202 653	207 397	207 397	4 294 155	575 320	583 544	588 380
SWEDEN.....	981	832	832	890	37 399	22 575	22 608	24 208
U KING.....	-	-	-	-	5 460 298	662 284	662 294	754 471
NETHLDs.....	-	-	-	-	1 135	26 580	26 580	27 430
BELGIUM.....	348 161	78 064	76 832	87 327	3 580 301	537 467	630 099	710 546
FRANCE.....	-	-	-	-	150 397	33 487	35 022	36 914
W GERM.....	876 125	237 166	237 702	261 458	6 074 108	1 412 667	1 493 650	1 552 038
ITALY.....	-	-	-	-	39 846	17 552	17 552	18 771
KOR REP.....	-	-	-	-	370 321	59 662	58 998	63 968
JAPAN.....	296 433	63 767	61 860	73 862	2 811 010	713 157	687 603	788 787
TOTAL.....	3 093 746	582 482	584 623	630 934	22 818 970	4 060 951	4 217 950	4 565 513
6750440	STEEL STRIP, COLD ROLLED, NOT ALLOYED, NOT CUT, PRESSED ETC TO NONRECTANGULAR SHAPE							(LB)
CANADA.....	348 240	68 545	70 005	70 005	2 593 972	515 866	526 252	526 005
SWEDEN.....	649 386	733 835	725 642	756 414	3 505 394	3 754 872	3 742 322	3 922 597
U KING.....	569 094	273 948	273 797	295 342	3 649 136	1 524 304	1 524 193	1 654 367
FRANCE.....	-	-	-	-	845 188	214 390	214 690	233 125
W GERM.....	1 018 322	447 019	447 113	482 076	8 542 066	3 183 432	3 182 942	3 435 896
SWITZLD.....	38 877	25 060	25 060	26 368	147 251	92 124	94 349	99 857
ITALY.....	-	-	-	-	31 184	11 245	11 245	12 471
JAPAN.....	484 478	90 879	87 890	102 170	5 117 741	1 233 350	1 182 243	1 362 176
AUSTRAL.....	-	-	-	-	56 901	13 302	13 302	14 695
OTH CTY.....	-	-	-	-	9 509	3 981	4 065	4 084
TOTAL.....	3 108 397	1 639 286	1 629 507	1 732 375	24 498 342	10 546 866	10 495 603	11 265 273
6750460	STEEL FLAT WIRE, NOT ALLOYED, NOT OVER .05 INCH IN THICKNESS							(LB)
CANADA.....	45 244	6 920	7 290	7 290	59 244	12 567	13 116	13 116
MEXICO.....	-	-	-	-	34 220	8 156	8 252	8 252
SWEDEN.....	37 911	62 573	63 223	65 262	711 475	845 954	851 935	888 438
U KING.....	79 227	60 500	60 500	64 220	682 928	435 497	434 394	463 228
NETHLDs.....	-	-	-	-	44 709	44 586	44 586	46 905
BELGIUM.....	116 178	42 231	42 248	45 926	1 169 480	480 779	481 097	514 057
FRANCE.....	644 755	201 955	205 212	227 735	2 610 294	794 346	797 365	855 677
W GERM.....	265 051	288 093	287 075	298 881	1 797 924	1 491 991	1 488 616	1 560 701
HG KONG.....	26 306	6 515	6 515	7 411	414 287	244 172	232 607	245 953
JAPAN.....	578 083	188 078	181 874	205 411	4 429 598	1 864 445	1 796 870	1 993 256
TOTAL.....	1 792 755	856 865	853 937	922 136	11 954 159	6 222 493	6 148 838	6 589 583
6761000	RAILS OF IRON OR STEEL							(LB)
CANADA.....	6 057 923	602 663	642 604	643 633	40 350 495	4 960 945	5 059 550	5 217 915
U KING.....	-	-	-	-	921 041	120 017	120 573	149 535
BELGIUM.....	1 528 019	312 374	313 004	334 472	18 056 482	3 962 859	3 955 804	4 345 308
FRANCE.....	1 449 189	282 792	282 792	295 261	5 369 023	913 024	910 990	1 010 094
W GERM.....	197 596	40 473	40 473	44 398	982 167	219 779	219 780	239 391
AUSTRIA.....	599 722	86 536	86 536	99 533	2 143 386	281 963	280 496	331 429
JAPAN.....	22 726 458	3 292 877	3 103 499	3 714 338	43 738 716	6 413 022	6 098 396	7 262 187
OTH CTY.....	7 849	3 072	3 393	3 393	72 028	12 936	13 257	15 805
TOTAL.....	32 566 756	4 620 787	4 472 301	5 135 028	111 633 338	16 884 545	16 658 846	18 571 664
6762000	JOINT BARS AND TIE PLATES OF IRON OR STEEL							(LB)
CANADA.....	639 464	79 257	82 374	82 374	1 893 880	227 842	237 631	237 631
BELGIUM.....	8 531	2 428	2 442	2 639	410 693	120 546	121 851	131 380
AUSTRIA.....	17 783	3 411	3 411	3 887	62 772	12 601	12 512	14 019
JAPAN.....	-	-	-	-	2 201 024	307 337	307 337	385 155
OTH CTY.....	-	-	-	-	14 547	4 881	4 881	8 173
TOTAL.....	665 778	85 096	88 227	88 900	4 582 916	673 207	684 212	776 358
6770310	STAINLESS STEEL ROUND WIRE							(LB)
CANADA.....	8 767	22 967	20 954	21 547	171 627	325 720	328 273	328 946
BRAZIL.....	1 197	883	883	920	307 167	208 358	208 014	216 509
SWEDEN.....	877 117	1 338 965	1 314 947	1 358 318	3 630 350	5 353 075	5 301 007	5 500 922
FINLAND.....	-	-	-	-	140 458	40 209	40 209	43 878
U KING.....	54 242	70 640	70 640	75 985	564 503	523 997	530 587	572 272
BELGIUM.....	43 403	53 968	53 968	56 722	374 912	545 279	528 318	556 986
FRANCE.....	211 501	121 181	121 230	127 641	2 430 352	2 079 042	2 054 108	2 142 301
W GERM.....	547 968	395 369	395 319	417 587	1 303 344	985 526	977 511	1 035 984
AUSTRIA.....	-	-	-	-	90 380	98 213	98 213	101 728
SPAIN.....	95 028	60 203	56 344	59 678	528 588	318 851	314 992	333 250
HG KONG.....	-	-	-	-	5 490	10 517	10 517	10 816
JAPAN.....	1 479 552	1 604 622	1 549 703	1 675 721	12 814 255	12 768 383	12 284 774	13 299 362
AUSTRAL.....	185	8 781	8 781	9 074	1 941	31 590	31 590	32 926
OTH CTY.....	1 003	3 100	3 105	3 152	1 003	3 100	3 105	3 152
TOTAL.....	3 319 963	3 680 679	3 595 874	3 806 345	22 363 370	23 291 860	22 711 218	24 179 032
6770350	ALLOY IRON OR STEEL WIRE NES, EXCEPT FLAT WIRE							(LB)
CANADA.....	96 328	75 744	75 009	76 037	639 307	529 234	530 425	531 972
BRAZIL.....	767	606	606	632	197 225	140 025	135 071	139 524
SWEDEN.....	131 711	54 708	54 212	58 954	1 912 191	805 255	799 569	859 704
FINLAND.....	45 514	11 969	11 969	13 073	104 880	25 503	25 503	28 363
U KING.....	178 377	79 439	78 846	88 451	1 831 729	611 432	608 539	685 266
IRELAND.....	88 650	89 621	89 621	94 317	88 650	89 621	89 621	94 317
NETHLDs.....	-	-	-	-	95 100	30 284	28 743	33 228

Table 2. Schedule A Commodity by Country of Origin, Customs Value, F.a.s. and C.i.f.—Continued

(For information on coverage, definitions of Customs, f.a.s., and c.i.f. values, see Explanation of Statistics. Shipments valued less than \$251 are shown only under Schedule A commodity number 990.0000 and excluded from all other commodities. OTH CTY represents total for countries averaging under \$1,000 per month based on Customs Value)

Country of origin	Schedule A commodity number, description and unit of quantity							
	Current month				Cumulative, January to date			
	Net quantity	Value (dollars)			Net quantity	Value (dollars)		
Customs		F.a.s.	C.i.f.	Customs		F.a.s.	C.i.f.	
BELGIUM.....	308 160	122 875	122 893	132 307	1 669 206	675 282	671 060	721 210
FRANCE.....	24 830	55 945	55 945	57 482	1 176 158	383 240	390 135	417 325
W GERM.....	251 666	107 861	110 365	118 430	4 563 269	1 654 046	1 607 112	1 793 975
AUSTRIA.....	-	-	-	-	7 689	25 183	25 183	25 505
ITALY.....	4 972	13 647	13 961	14 254	198 553	78 067	78 586	87 322
JAPAN.....	1 358 336	451 072	440 608	503 043	8 193 832	2 810 234	2 709 976	3 097 640
OTH CTY.....	-	-	-	-	4 799	3 330	3 330	3 552
TOTAL.....	2 489 311	1 063 487	1 054 035	1 156 980	20 682 588	7 860 736	7 752 853	8 518 993
6770420	STEEL WIRE, NES, EXCEPT FLAT WIRE, NOT COATED, AND NOT ALLOYED							(LB)
CANADA.....	3 976 097	767 576	781 599	781 624	20 212 265	4 128 024	4 209 245	4 209 270
SWEDEN.....	320 326	189 548	188 333	205 831	2 474 003	1 238 903	1 235 468	1 376 393
DENMARK.....	428 664	108 909	108 909	121 548	2 342 451	567 456	567 456	643 450
U KING.....	1 649 585	505 097	505 087	559 295	14 984 568	3 870 575	3 861 703	4 338 511
IRELAND.....	-	-	-	-	166 830	20 492	20 493	26 550
NETHLS.....	43 079	10 130	10 130	11 422	202 001	57 104	57 104	61 538
BELGIUM.....	1 251 558	417 972	413 241	456 485	11 516 278	4 007 266	3 921 929	4 282 378
FRANCE.....	1 084 102	207 916	208 181	227 914	6 851 126	1 596 327	1 611 425	1 769 356
W GERM.....	1 274 741	414 141	411 174	457 587	8 909 740	2 849 496	2 838 915	3 109 997
AUSTRIA.....	150 012	41 831	41 831	48 693	623 090	167 489	165 323	195 481
SWITZLD.....	44 460	16 416	16 416	17 285	382 807	109 436	109 436	130 997
POLAND.....	104 172	22 279	22 279	25 948	1 850 717	503 268	497 232	560 541
SPAIN.....	231 748	23 652	23 652	33 113	502 445	103 956	103 956	122 889
ITALY.....	-	-	-	-	21 519	5 314	5 314	6 667
YUGOSLV.....	102 135	15 954	15 954	19 617	102 135	15 954	15 954	19 617
INDIA.....	-	-	-	-	296 678	100 211	100 211	113 739
CHINA M.....	-	-	-	-	1 190 484	236 368	236 368	274 918
KOR REP.....	230 100	42 448	42 448	47 645	4 396 928	1 068 968	1 044 097	1 181 082
CHINA T.....	-	-	-	-	507 453	130 228	130 228	147 597
JAPAN.....	20 485 685	4 702 184	4 468 999	5 176 558	170 306 827	42 338 279	39 652 493	46 262 829
AUSTRAL.....	-	-	-	-	156 879	22 902	24 765	27 394
REP SAF.....	1 594 940	34 822	34 822	43 336	3 638 548	424 531	424 531	532 591
OTH CTY.....	-	-	-	-	4 114	3 758	3 812	3 945
TOTAL.....	32 971 404	7 520 875	7 293 055	8 233 901	251 639 886	63 566 305	60 837 458	69 397 730
6770440	STEEL WIRE, NES, EXCEPT FLAT WIRE, COATED AND NOT ALLOYED							(LB)
CANADA.....	2 151 053	579 459	579 074	579 074	8 040 119	2 225 866	2 249 021	2 248 888
BRAZIL.....	-	-	-	-	106 189	31 309	31 309	33 151
SWEDEN.....	71 465	61 001	60 748	63 449	693 286	419 046	411 747	445 713
NORWAY.....	203 482	71 370	71 370	77 413	647 490	246 583	246 308	264 463
U KING.....	1 619 284	511 315	510 815	559 028	12 147 663	3 879 941	3 878 245	4 295 197
NETHLS.....	699 544	122 216	122 216	136 667	759 754	135 069	135 069	151 036
BELGIUM.....	3 916 332	1 296 631	1 287 774	1 412 710	28 603 902	10 259 304	10 179 540	11 048 459
FRANCE.....	2 379 274	767 482	768 088	835 646	12 016 680	3 814 384	3 812 374	4 128 023
W GERM.....	525 739	164 966	164 889	179 538	9 090 456	3 016 389	3 015 611	3 252 520
AUSTRIA.....	1 817	568	568	679	21 817	6 410	6 410	7 265
POLAND.....	-	-	-	-	622 403	185 228	165 342	207 978
ITALY.....	183 553	42 993	42 993	50 424	1 084 078	297 982	298 027	344 214
INDIA.....	-	-	-	-	598 879	204 491	204 491	234 717
KOR REP.....	-	-	-	-	2 416 500	743 062	743 062	804 829
CHINA T.....	-	-	-	-	1 929 038	556 045	556 045	623 905
JAPAN.....	3 207 799	1 015 156	954 669	1 107 918	47 874 408	14 990 065	14 003 937	16 139 421
AUSTRAL.....	-	-	-	-	1 636 390	293 642	293 642	324 112
N ZEAL.....	-	-	-	-	141 828	39 296	39 296	44 902
REP SAF.....	-	-	-	-	885 082	175 059	175 059	220 072
OTH CTY.....	-	-	-	-	979	465	465	493
TOTAL.....	14 959 342	4 633 157	4 563 164	5 002 546	129 316 941	41 519 576	40 464 940	44 819 360
6781000	CAST IRON PIPES AND TUBES							(LB)
CANADA.....	738 569	166 581	173 176	173 176	6 107 279	1 280 534	1 323 398	1 323 398
N ANTIL.....	-	-	-	-	200 000	15 000	15 000	18 500
FRANCE.....	-	-	-	-	5 602	18 810	18 809	19 035
POLAND.....	172 841	14 912	14 912	21 400	172 841	14 912	14 912	21 400
INDIA.....	137 840	12 281	12 281	16 471	289 252	31 037	31 037	40 586
OTH CTY.....	378	1 522	1 522	1 553	4 286	6 819	6 819	8 400
TOTAL.....	1 049 628	195 296	201 891	212 600	6 779 260	1 367 112	1 409 975	1 431 319
6782010	OILWELL CASING, STEEL, NOT ALLOYED, CONFORMING TO API SPECIFICATIONS							(LB)
CANADA.....	6 211 804	1 736 438	1 737 303	1 737 368	35 734 409	9 784 362	9 798 790	9 806 538
MEXICO.....	-	-	-	-	1 867 463	954 557	970 915	972 389
ARGENT.....	-	-	-	-	55 931	13 851	13 851	15 110
ITALY.....	-	-	-	-	1 119 460	733 436	709 365	791 732
ROMANIA.....	-	-	-	-	1 091 087	279 968	279 968	294 473
SINGAPR.....	164 288	76 211	76 211	83 064	164 288	76 211	76 211	83 064
JAPAN.....	30 715 081	9 503 341	8 968 790	10 059 672	138 863 939	46 819 027	43 847 592	49 213 042
OTH CTY.....	-	-	-	-	3 388	2 421	2 421	5 861
TOTAL.....	37 091 173	11 315 990	10 782 304	11 880 104	178 899 965	58 663 833	55 699 113	61 182 209
6782020	STEEL PIPES, TUBES, HOLLOW BARS AND BLANKS THEREFOR, NOT ALLOYED, NES							(LB)
CANADA.....	6 321 446	1 333 835	1 352 745	1 353 253	48 548 215	9 657 101	9 805 290	9 849 704
MEXICO.....	1 708 202	587 815	587 617	608 361	11 109 385	2 684 780	2 713 535	2 734 279
ARGENT.....	-	-	-	-	592 696	146 359	146 359	158 619
SWEDEN.....	-	-	-	-	10 080	27 092	27 092	27 707
DENMARK.....	14 360	23 577	23 577	24 333	63 242	66 550	66 550	68 500
U KING.....	2 714 815	936 029	901 616	1 010 296	18 777 402	5 565 392	5 359 480	6 087 372

Table 2. Schedule A Commodity by Country of Origin, Customs Value, F.a.s. and C.i.f.—Continued

(For information on coverage, definitions of Customs, f.a.s., and c.i.f. values, see Explanation of Statistics. Shipments valued less than \$251 are shown only under Schedule A commodity number 990.0000 and excluded from all other commodities. OTH CTY represents total for countries averaging under \$1,000 per month based on Customs Value)

Country of origin	Schedule A commodity number, description and unit of quantity							
	Current month				Cumulative, January to date			
	Net quantity	Value (dollars)			Net quantity	Value (dollars)		
Customs		F.a.s.	C.i.f.	Customs		F.a.s.	C.i.f.	
BELGIUM.....	-	-	-	-	162 082	38 282	38 282	46 530
FRANCE.....	1 866 361	787 020	762 708	818 150	5 951 171	2 620 230	2 534 602	2 735 735
W GERM.....	1 375 258	732 513	756 786	791 275	11 035 187	5 283 353	5 274 190	5 563 996
AUSTRIA.....	175 993	34 076	34 076	39 515	175 993	34 076	34 076	39 515
CZECHO.....	547 027	142 362	142 362	154 706	1 459 739	351 246	351 246	381 083
SPAIN.....	8 157	2 563	2 563	2 759	365 893	106 254	106 254	120 631
ITALY.....	85 383	152 935	152 935	170 920	7 749 034	1 411 494	1 411 592	1 664 359
YUGOSLV.....	-	-	-	-	5 041 040	1 180 836	1 180 836	1 339 022
ROMANIA.....	-	-	-	-	733 512	184 730	184 730	197 974
ISRAEL.....	516 684	190 451	190 451	205 369	3 383 131	1 195 169	1 190 751	1 295 047
KOR REP.....	-	-	-	-	177 784	28 118	39 541	43 364
JAPAN.....	22 638 650	6 115 042	5 642 434	6 519 579	197 147 643	44 883 633	41 611 154	48 533 389
OTH CTY.....	3 500	1 951	1 951	2 059	15 352	6 882	6 882	7 540
TOTAL.....	37 975 836	11 040 169	10 551 821	11 700 575	312 498 581	75 471 577	72 082 442	80 894 366
6782040	HOLLOW BARS, ALLOY IRON OR STEEL, NOT SUITABLE TO MANUFACTURE BALL OR ROLLER BEARINGS (LB)							
CANADA.....	8 550	7 190	7 240	7 240	296 368	225 269	226 247	226 247
SWEDEN.....	-	-	-	-	18 077	20 431	20 501	21 699
U KING.....	-	-	-	-	395 571	199 234	199 234	206 199
FRANCE.....	30 976	85 522	85 522	87 538	135 849	358 925	358 925	366 667
TOTAL.....	39 526	92 712	92 762	94 778	845 865	803 859	804 907	822 812
6782060	STEEL PIPES, TUBES AND BLANKS THEREFOR, ALLOYED, NES INCLUDING OIL WELL CASING (LB)							
CANADA.....	6 021 601	1 809 994	1 817 387	1 817 442	24 841 537	7 546 716	7 588 618	7 589 719
MEXICO.....	1 004 586	1 077 057	1 077 057	1 077 057	1 982 467	1 511 975	1 512 314	1 512 334
ARGENT.....	-	-	-	-	2 033 750	502 211	502 211	544 277
SWEDEN.....	584 812	821 986	808 289	828 804	11 586 751	7 103 683	7 040 343	7 393 394
U KING.....	999 581	394 330	393 692	446 047	10 024 931	3 079 078	3 035 672	3 363 601
BELGIUM.....	-	-	-	-	222 461	119 765	119 765	127 104
FRANCE.....	538 655	752 024	752 476	766 802	3 126 547	3 342 300	3 343 042	3 430 893
W GERM.....	3 499 550	2 354 991	2 230 545	2 340 076	13 599 871	7 859 467	7 528 509	8 007 342
CZECHO.....	-	-	-	-	468 213	122 420	122 420	134 313
SWITZLD.....	1 092	9 245	9 245	9 594	12 687	91 192	91 289	94 150
SPAIN.....	448 215	272 886	272 886	285 383	479 093	330 860	330 860	346 454
ITALY.....	775 369	685 930	685 930	712 870	868 083	726 041	726 041	757 666
JAPAN.....	11 713 167	7 178 233	6 722 292	7 549 658	40 585 570	24 498 781	23 003 310	25 851 898
AUSTRAL.....	14 358	17 726	17 726	18 748	113 762	180 701	175 001	179 080
OTH CTY.....	-	-	-	-	7 273	2 317	2 317	2 831
TOTAL.....	25 600 986	15 374 402	14 787 525	15 852 481	109 952 996	57 017 507	55 121 712	59 335 056
6785020	FLANGES, FORGED STEEL AND WELDING FITTINGS OF STEEL (LB)							
CANADA.....	145 122	92 396	92 901	93 388	860 127	708 525	702 426	718 235
VENEZ.....	-	-	-	-	51 930	58 688	58 688	60 899
BRAZIL.....	-	-	-	-	155 155	58 255	58 255	65 584
SWEDEN.....	4 409	14 064	14 064	14 654	4 749	15 453	15 453	16 235
NORWAY.....	400	9 484	9 484	9 808	2 996	10 665	10 665	12 743
U KING.....	541 438	274 736	274 522	294 968	2 394 819	1 405 485	1 410 366	1 512 613
IRELAND.....	49 533	53 866	53 866	57 790	1 157 385	680 094	678 301	737 421
NETHLD.....	76 439	82 093	82 432	86 087	192 561	175 564	175 905	184 048
BELGIUM.....	155 090	118 574	118 574	126 031	530 021	422 447	422 447	444 622
FRANCE.....	773 343	640 397	633 302	670 897	3 586 596	2 868 510	2 842 655	2 999 172
W GERM.....	6 181 928	3 846 239	3 734 347	3 947 298	22 381 837	13 236 699	12 895 506	13 657 336
SPAIN.....	89 091	64 555	64 555	68 244	2 389 906	805 558	806 081	860 965
ITALY.....	935 258	716 335	716 530	763 268	4 410 595	2 995 021	2 995 374	3 190 240
YUGOSLV.....	-	-	-	-	89 258	58 147	58 147	64 893
ISRAEL.....	-	-	-	-	81 540	112 791	112 791	116 679
INDIA.....	327 916	163 765	163 765	174 845	2 047 555	990 399	983 905	1 054 766
KOR REP.....	41 640	29 353	25 726	27 104	41 640	29 353	25 726	27 104
CHINA T.....	-	-	-	-	88 399	48 744	48 744	52 745
JAPAN.....	5 928 171	4 602 767	4 471 018	4 833 430	34 814 547	27 190 481	26 190 522	28 419 557
AUSTRAL.....	-	-	-	-	28 575	13 918	13 918	14 988
REP SAF.....	70 383	28 119	25 520	35 481	118 105	46 814	44 456	58 223
OTH CTY.....	-	-	-	-	3 115	4 733	4 733	5 380
TOTAL.....	15 320 161	10 736 743	10 480 606	11 203 293	74 291 411	51 794 037	50 555 064	54 274 448
6785030	CAST-IRON FITTINGS, NOT MALLEABLE (LB)							
CANADA.....	96 281	64 622	64 201	65 115	1 292 587	789 804	747 867	789 815
MEXICO.....	50 507	6 395	6 395	6 395	137 611	18 122	18 122	18 122
W GERM.....	-	-	-	-	8 370	9 701	9 701	10 315
YUGOSLV.....	-	-	-	-	120 531	27 479	27 479	30 435
INDIA.....	76 483	15 830	15 830	18 175	582 978	86 664	86 542	104 861
KOR REP.....	-	-	-	-	125 895	31 140	31 140	35 639
JAPAN.....	78 458	27 159	29 837	32 490	170 348	76 267	79 485	86 494
OTH CTY.....	3 439	1 370	1 370	1 516	17 563	11 886	11 900	13 102
TOTAL.....	305 168	115 376	117 633	123 691	2 455 883	1 051 063	1 012 236	1 088 783
6785050	CAST-IRON FITTINGS, MALLEABLE (LB)							
CANADA.....	5 942	9 109	9 109	9 149	34 154	71 585	71 739	72 092
MEXICO.....	-	-	-	-	60 803	35 445	35 445	36 251
U KING.....	51 691	47 557	47 557	50 643	389 162	278 598	278 598	295 670
SWITZLD.....	-	-	-	-	131 040	103 432	109 382	115 332
ITALY.....	-	-	-	-	23 359	33 147	33 147	34 905
CHINA T.....	9 215	2 953	2 953	3 300	74 590	34 015	34 015	36 814
JAPAN.....	972 212	444 712	444 453	482 427	4 787 873	2 220 100	2 172 939	2 356 868
REP SAF.....	-	-	-	-	205 200	45 309	45 309	57 863
OTH CTY.....	-	-	-	-	1 081	3 162	3 162	3 476
TOTAL.....	1 039 060	504 331	504 072	545 519	5 707 262	2 824 793	2 783 736	3 009 271

Table 2. Schedule A Commodity by Country of Origin,
Customs Value, F.a.s. and C.i.f.—Continued

(For information on coverage, definitions of Customs, f.a.s., and c.i.f. values, see Explanation of Statistics. Shipments valued less than \$251 are shown only under Schedule A commodity number 990.000 and excluded from all other commodities. OTH CTY represents total for countries averaging under \$1,000 per month based on Customs Value)

Country of origin	Schedule A commodity number, description and unit of quantity							
	Current month				Cumulative, January to date			
	Net quantity	Value (dollars)			Net quantity	Value (dollars)		
Customs		F.a.s.	C.i.f.	Customs		F.a.s.	C.i.f.	
6785090	TUBE AND PIPE FITTINGS OF IRON OR STEEL, NES							(LB)
CANADA.....	601 878	403 653	407 903	407 550	1 854 596	1 708 325	1 699 299	1 709 002
MEXICO.....	3 936	9 112	9 112	9 195	13 445	94 511	94 626	94 709
VENEZ.....	-	-	-	-	10 011	21 781	21 781	23 435
SWEDEN.....	2 622	17 713	16 326	16 941	3 570	28 999	27 662	28 695
U KING.....	248 425	195 777	190 366	209 528	399 801	511 216	503 843	551 236
IRELAND.....	148 006	143 023	140 249	148 091	361 519	384 223	378 137	400 820
BELGIUM.....	32 313	13 619	13 619	14 824	73 077	46 358	45 889	49 899
FRANCE.....	354 924	257 828	257 829	273 271	754 242	566 793	560 497	603 713
W GERM.....	431 202	273 703	273 696	288 317	816 055	742 228	741 638	778 136
SPAIN.....	253 036	180 203	180 203	190 457	885 156	711 594	711 594	758 585
ITALY.....	100 208	112 381	112 411	117 740	570 614	574 415	574 601	610 116
ISRAEL.....	17 107	69 848	69 848	71 180	72 172	232 463	232 463	237 121
JAPAN.....	1 396 316	1 276 126	1 242 654	1 345 468	5 096 368	4 853 418	4 740 842	5 106 153
AUSTRAL.....	329 565	145 022	145 022	160 283	1 003 476	512 064	512 064	560 865
REP SAF.....	24 636	13 636	13 636	15 169	94 342	65 025	65 025	72 303
OTH CTY.....	2 386	2 974	2 974	3 050	24 202	11 312	11 312	12 463
TOTAL.....	3 946 560	3 114 618	3 075 848	3 271 064	12 032 646	11 064 725	10 921 273	11 597 251
6786005	PIPES TUBES AND BLANKS THEREFOR, STEEL, WELDED, NOT ALLOYED, NOT OVER 4.5 IN OUT DIAMETER							(LB)
CANADA.....	5 875 210	1 167 671	1 206 042	1 206 328	15 144 186	3 176 195	3 268 163	3 270 244
MEXICO.....	6 482 486	1 150 357	1 155 839	1 155 839	30 332 166	6 009 659	6 050 035	6 050 168
DOM REP.....	-	-	-	-	2 204 620	523 890	523 890	558 943
BRAZIL.....	-	-	-	-	583 905	61 648	61 648	75 527
U KING.....	933 795	165 302	165 302	185 483	3 522 532	641 106	641 106	724 172
NETHLDS.....	58 097	10 526	10 526	13 989	1 004 770	219 527	219 654	242 983
BELGIUM.....	1 215 317	316 841	316 841	352 883	5 211 488	1 157 908	1 152 245	1 275 648
FRANCE.....	113 576	44 955	44 955	47 731	1 217 298	393 695	391 829	424 055
W GERM.....	3 350 088	807 828	804 809	881 416	37 155 020	9 035 278	9 039 100	9 891 902
CZECHO.....	-	-	-	-	4 403 996	1 033 534	1 033 534	1 127 865
SWITZLD.....	42 946	12 668	12 668	13 423	1 130 527	241 125	240 598	270 724
SPAIN.....	2 132 333	332 580	332 580	378 464	4 952 937	968 202	955 276	1 080 735
ITALY.....	4 432 421	593 271	593 271	785 360	19 641 481	3 633 006	3 633 006	4 293 088
YUGOSLV.....	406 286	54 350	54 350	67 047	1 382 505	253 182	254 592	300 021
ISRAEL.....	51 499	17 763	17 763	19 190	51 499	17 763	17 763	19 190
THAILND.....	-	-	-	-	1 042 772	172 250	172 250	206 586
PHIL R.....	-	-	-	-	707 448	125 127	125 127	144 017
KOR REP.....	2 207 857	287 509	287 509	325 582	67 916 814	12 672 230	12 522 154	13 947 568
CHINA T.....	3 581 177	641 362	641 362	722 497	25 228 407	5 215 027	5 124 125	5 689 991
JAPAN.....	26 929 121	5 060 149	4 923 869	5 672 657	275 874 490	57 270 749	54 617 548	62 721 974
AUSTRAL.....	376 670	54 386	54 386	63 636	28 911 098	5 584 816	5 471 255	6 243 368
REP SAF.....	317 361	75 634	75 634	94 482	544 919	134 143	134 143	166 398
OTH CTY.....	-	-	-	-	3 260	2 584	2 584	2 701
TOTAL.....	58 506 240	10 793 152	10 697 706	11 986 007	528 168 138	108 542 644	105 651 625	118 727 868
6786015	PIPES TUBES AND BLANKS THEREFOR, STEEL, WELDED, NOT ALLOYED, OV 4.5 NOT OV 16 IN OUT DIAM							(LB)
CANADA.....	5 478 403	1 065 571	1 105 607	1 105 607	23 913 702	5 519 952	5 625 882	5 632 382
MEXICO.....	-	-	-	-	1 369 817	314 897	326 541	326 541
U KING.....	209 689	65 638	65 638	73 721	851 487	305 637	305 637	336 687
FRANCE.....	-	-	-	-	999 118	205 016	204 290	228 094
W GERM.....	1 093 151	285 724	285 724	315 674	4 643 554	1 023 615	1 020 417	1 143 931
SPAIN.....	-	-	-	-	23 783 604	3 837 939	3 837 939	4 244 373
ITALY.....	-	-	-	-	13 058 950	3 092 223	3 092 223	3 418 661
ISRAEL.....	-	-	-	-	9 490 832	2 699 325	2 699 325	2 968 838
KOR REP.....	4 551 253	841 948	813 992	933 863	40 915 992	7 916 839	7 768 698	8 676 849
CHINA T.....	1 382 538	285 964	285 964	321 353	5 393 767	1 033 094	1 033 093	1 161 119
JAPAN.....	16 010 579	4 382 598	4 231 411	4 700 329	180 835 879	43 648 116	41 369 802	47 208 214
AUSTRAL.....	-	-	-	-	8 295 183	1 828 665	1 761 160	1 996 970
TOTAL.....	28 725 613	6 927 443	6 788 336	7 450 547	313 551 885	71 425 318	69 065 007	77 342 559
6786025	PIPES TUBES AND BLANKS THEREFOR, STEEL, WELDED, NOT ALLOYED, OVER 16 IN OUTSIDE DIAMETER							(LB)
CANADA.....	19 316 711	5 174 726	5 247 312	5 256 904	59 490 609	14 083 292	14 358 007	14 367 599
U KING.....	-	-	-	-	3 193 552	847 183	847 178	916 943
FRANCE.....	37 794	7 929	7 929	9 065	37 794	7 929	7 929	9 065
W GERM.....	3 250 429	850 866	850 866	947 362	22 174 301	3 739 345	3 739 345	4 475 539
ITALY.....	-	-	-	-	885 334	234 927	234 927	250 368
JAPAN.....	44 458 017	15 211 694	15 046 458	16 467 824	176 217 128	54 667 362	53 913 159	60 030 346
AUSTRAL.....	-	-	-	-	70 560	19 471	19 471	23 388
TOTAL.....	67 062 951	21 245 215	21 152 565	22 681 155	262 069 278	73 599 509	73 120 016	80 073 270
6786040	PIPES, TUBES, AND BLANKS THEREFOR, OF STEEL, WELDED, ALLOYED							(LB)
CANADA.....	325 471	308 073	310 223	310 227	2 038 586	1 233 683	1 250 824	1 251 996
MEXICO.....	212 833	339 718	339 718	351 511	463 234	694 221	694 221	718 710
SWEDEN.....	71 014	121 974	119 764	123 073	542 759	774 752	764 469	773 867
U KING.....	94 608	144 832	144 832	150 140	176 920	311 770	311 770	321 733
NETHLDS.....	130 573	253 170	234 970	239 960	465 104	812 718	795 981	814 088
W GERM.....	1 412	2 704	2 704	2 793	24 948	44 652	44 652	46 475
SWITZLD.....	-	-	-	-	5 430	24 495	25 046	25 491
SPAIN.....	18 651	25 771	25 771	33 454	101 769	130 798	130 798	142 613
KOR REP.....	-	-	-	-	22 599	22 733	22 600	23 467
JAPAN.....	2 462 983	2 984 719	2 833 318	3 121 248	13 574 166	14 392 568	13 528 942	15 035 921
AUSTRAL.....	12 038	19 069	19 069	19 582	103 656	154 174	153 874	159 469
OTH CTY.....	-	-	-	-	147	747	747	994
TOTAL.....	3 329 583	4 200 030	4 030 369	4 351 988	17 519 318	18 597 311	17 723 924	19 314 824

Table 2. Schedule A Commodity by Country of Origin,
Customs Value, F.a.s. and C.i.f.—Continued

(For information on coverage, definitions of Customs, f.a.s., and c.i.f. values, see Explanation of Statistics. Shipments valued less than \$251 are shown only under Schedule A commodity number 990.0000 and excluded from all other commodities. OTH CTY represents total for countries averaging under \$1,000 per month based on Customs Value)

Country of origin	Schedule A commodity number, description and unit of quantity							
	Current month				Cumulative, January to date			
	Net quantity	Value (dollars)			Net quantity	Value (dollars)		
Customs		F.a.s.	C.i.f.	Customs		F.a.s.	C.i.f.	
6791000	CASTINGS, IRON, ROUGH						(LB)	
CANADA.....	715 398	226 831	227 929	227 929	2 875 852	1 178 127	1 182 877	1 181 439
MEXICO.....	545 393	142 474	145 016	145 016	2 640 670	825 622	838 391	838 571
COLOMB.....	-	-	-	-	42 166	13 817	13 817	15 478
U KING.....	558 139	293 148	293 071	315 286	3 035 994	1 560 424	1 561 259	1 683 605
NETHLDs.....	-	-	-	-	122 977	88 522	88 522	95 966
BELGIUM.....	21 118	10 941	10 941	11 987	208 205	108 283	108 283	119 524
FRANCE.....	239 774	115 608	115 488	121 500	797 003	444 907	444 787	467 708
W GERM.....	296 604	235 078	235 066	243 947	1 655 981	1 238 361	1 234 281	1 286 593
POLAND.....	22 169	53 195	53 195	57 440	22 169	53 195	53 195	57 440
SPAIN.....	258 763	118 826	118 826	127 797	702 561	350 125	350 125	377 036
PORTUGL.....	145 947	83 914	86 044	94 660	1 746 049	626 528	632 016	710 016
ITALY.....	48 771	28 359	28 359	30 795	246 671	125 642	125 680	137 268
YUGOSLV.....	293 873	98 658	98 657	110 671	716 912	242 528	242 527	271 731
ISRAEL.....	-	-	-	-	118 139	64 388	64 388	69 041
INDIA.....	1 713 137	199 620	199 622	257 631	7 196 557	814 658	814 560	1 051 724
KOR REP.....	213 733	65 970	65 970	75 628	499 024	158 236	158 236	180 569
CHINA T.....	66 656	26 232	26 232	29 401	157 091	80 831	81 427	89 926
JAPAN.....	810 702	316 384	315 599	354 281	2 740 757	1 239 727	1 225 608	1 357 549
REP SAF.....	319 972	123 102	123 102	138 954	1 146 801	437 372	425 276	485 999
OTH CTY.....	-	-	-	-	2 180	4 886	4 886	5 341
TOTAL.....	6 270 149	2 138 340	2 143 117	2 342 923	26 673 759	9 656 179	9 650 141	10 482 524
6793000	FORGINGS, IRON AND STEEL, NOT ADVANCED						(LB)	
CANADA.....	1 151 702	562 108	585 461	585 461	6 007 255	2 268 650	2 382 659	2 383 135
SWEDEN.....	-	-	-	-	1 283 492	565 631	565 631	602 268
U KING.....	622 092	255 910	256 326	289 642	1 889 263	638 996	652 589	765 379
NETHLDs.....	-	-	-	-	9 302	7 303	7 303	11 916
FRANCE.....	-	-	-	-	113 116	44 828	44 828	52 428
W GERM.....	201 182	72 874	72 874	81 032	1 396 327	511 795	511 795	554 593
AUSTRIA.....	-	-	-	-	7 300	8 026	10 066	10 590
ITALY.....	366 247	114 908	114 908	128 741	2 733 282	892 526	894 822	1 005 475
JAPAN.....	-	-	-	-	158 781	182 403	168 410	191 324
OTH CTY.....	4 920	4 609	2 909	5 871	12 945	5 679	3 979	6 941
TOTAL.....	2 346 143	1 010 409	1 032 478	1 090 747	13 611 063	5 125 837	5 242 082	5 584 049
6811120	SILVER BULLION, REFINED						(TOZ)	
CANADA.....	2 066 888	9 045 019	9 050 447	9 050 843	7 856 864	33 953 594	33 979 884	33 981 971
MEXICO.....	2 260 210	10 205 816	10 206 601	10 219 746	9 711 725	43 177 059	43 134 449	43 190 550
PERU.....	1 126 753	4 794 738	4 794 738	4 827 364	6 480 020	28 239 164	28 236 209	28 673 254
CHILE.....	64 301	280 583	280 583	281 320	128 602	590 653	590 653	592 680
BELGIUM.....	-	-	-	-	25 014	109 729	109 729	111 054
SWITZLD.....	-	-	-	-	28 483	158 376	158 351	161 412
POLAND.....	-	-	-	-	101 296	472 119	472 119	481 328
YUGOSLV.....	183 256	779 368	779 368	790 131	1 158 095	4 853 464	4 853 274	4 923 492
JAPAN.....	483 336	2 086 090	2 086 090	2 124 274	1 824 673	7 926 984	7 926 984	8 092 464
OTH CTY.....	643	3 410	3 410	3 525	1 812	8 304	8 304	8 493
TOTAL.....	6 185 387	27 195 024	27 201 237	27 297 203	27 316 584	119 489 446	119 469 956	120 216 698
6811140	SILVER, UNWROUGHT OR PARTLY WORKED, NES							
NORWAY.....	-	2 436	2 436	2 509	-	12 239	12 239	12 645
U KING.....	-	-	-	-	-	83 321	83 322	84 749
SWITZLD.....	-	3 281	3 281	3 317	-	6 780	6 780	6 974
JAPAN.....	-	-	-	-	-	7 060	7 060	7 215
OTH CTY.....	-	355	355	400	-	780	780	825
TOTAL.....	-	6 072	6 072	6 226	-	110 180	110 181	112 408
6811200	ROLLED SILVER UNWORKED OR PARTLY WORKED						(TOZ)	
OTH CTY.....	-	-	-	-	414	1 050	1 050	1 184
TOTAL.....	-	-	-	-	414	1 050	1 050	1 184
6812110	PLATINUM GRAINS AND NUGGETS						(TOZ)	
COLOMB.....	3 000	377 814	275 814	276 750	7 800	1 081 050	979 050	981 371
U KING.....	-	-	-	-	5 000	904 140	904 140	906 266
W GERM.....	-	-	-	-	76	9 600	9 600	9 658
JAPAN.....	-	-	-	-	340	52 670	52 670	53 050
REP SAF.....	-	-	-	-	775	131 750	131 750	135 529
TOTAL.....	3 000	377 814	275 814	276 750	13 991	2 179 210	2 077 210	2 085 874
6812120	PLATINUM SPONGE						(TOZ)	
CANADA.....	-	-	-	-	605	83 102	83 102	84 672
MEXICO.....	112	18 000	18 000	18 075	112	18 000	18 000	18 075
LW WW I.....	206	29 876	29 876	29 876	206	29 876	29 876	29 876
NORWAY.....	800	113 544	113 544	114 400	2 900	419 417	419 417	422 445
U KING.....	1 474	231 647	231 647	232 496	26 029	4 696 331	4 693 631	4 703 963
W GERM.....	-	-	-	-	533	103 316	103 316	103 608
SWITZLD.....	-	-	-	-	100	17 650	17 650	17 794
JAPAN.....	-	-	-	-	4 998	764 685	764 685	771 055
REP SAF.....	26 956	4 060 546	4 060 546	4 082 181	103 245	17 783 727	17 783 727	17 865 466
OTH CTY.....	-	-	-	-	18	2 098	2 098	2 130
TOTAL.....	29 548	4 453 613	4 453 613	4 477 028	138 746	23 918 202	23 915 502	24 019 084

Table 2. Schedule A Commodity by Country of Origin,
Customs Value, F.a.s. and C.i.f.—Continued

(For information on coverage, definitions of Customs, f.a.s., and c.i.f. values, see Explanation of Statistics. Shipments valued less than \$251 are shown only under Schedule A commodity number 990.0000 and excluded from all other commodities. OTH CTY represents total for countries averaging under \$1,000 per month based on Customs Value)

Country of origin	Schedule A commodity number, description and unit of quantity							
	Current month				Cumulative, January to date			
	Net quantity	Value (dollars)			Net quantity	Value (dollars)		
Customs		F.a.s.	C.i.f.	Customs		F.a.s.	C.i.f.	
6812130	IRIDIUM, OSMIUM, AND OSMIRIDIUM, UNWROUGHT OR PARTLY WORKED							(TOZ)
PERU.....	-	-	-	-	714	357 182	357 182	357 806
NORWAY.....	-	-	-	-	500	52 500	52 500	53 077
U KING.....	-	-	-	-	4 773	1 947 003	1 947 003	1 950 225
W GERM.....	350	175 000	175 000	176 048	460	238 350	238 350	239 571
REP SAF.....	319	159 111	159 111	159 587	2 761	1 315 997	1 315 997	1 318 855
OTH CTY.....	16	2 251	2 251	2 284	16	2 251	2 251	2 284
TOTAL.....	685	336 362	336 362	337 919	9 224	3 913 283	3 913 283	3 921 818
6812140	PALLADIUM, UNWROUGHT OR PARTLY WORKED							(TOZ)
CANADA.....	-	-	-	-	4 117	406 425	406 425	408 238
NORWAY.....	500	39 200	39 200	39 500	4 525	448 089	448 089	451 440
U KING.....	7 107	889 528	889 528	892 314	22 092	2 876 199	2 876 199	2 884 172
NETHLD.....	400	35 400	35 400	35 635	1 409	130 321	130 321	130 999
FRANCE.....	-	-	-	-	1 979	209 804	209 804	210 051
SWITZLD.....	-	-	-	-	1 008	138 396	138 396	139 408
USSR.....	-	-	-	-	6 448	765 711	765 711	771 085
JAPAN.....	-	-	-	-	2 019	204 362	204 362	205 971
AUSTRAL.....	-	-	-	-	674	67 061	67 061	67 306
REP SAF.....	10 889	1 124 808	1 124 808	1 132 253	69 303	8 198 407	8 198 407	8 249 801
OTH CTY.....	-	-	-	-	18	2 902	2 902	2 949
TOTAL.....	18 896	2 088 936	2 088 936	2 099 702	113 592	13 447 677	13 447 677	13 521 420
6812150	RHODIUM, UNWROUGHT OR PARTLY WORKED							(TOZ)
FINLAND.....	-	-	-	-	61	27 748	27 748	27 793
U KING.....	135	36 887	36 887	37 016	4 068	1 594 323	1 594 323	1 597 509
W GERM.....	634	319 598	319 598	320 407	1 214	498 736	498 736	500 323
SWITZLD.....	-	-	-	-	100	50 000	50 000	50 310
USSR.....	6 194	2 651 305	2 651 305	2 669 459	24 810	13 317 509	13 317 509	13 393 155
JAPAN.....	-	-	-	-	10 307	5 692 696	5 692 696	5 728 110
REP SAF.....	1 325	463 068	463 068	464 878	9 527	3 264 843	3 264 355	3 276 038
OTH CTY.....	8 288	3 470 858	3 470 858	3 491 762	50 087	24 445 855	24 445 367	24 573 238
TOTAL.....	15 277	6 930 526	6 930 526	6 949 066	100 007	49 147 062	49 147 062	49 221 156
6812160	RUTHENIUM AND PLATINUM GROUP METALS AND COMBINATIONS, NES							(TOZ)
CANADA.....	459	66 493	66 493	66 680	463	67 125	67 125	67 312
NORWAY.....	-	-	-	-	600	84 000	84 000	84 923
FINLAND.....	-	-	-	-	285	54 596	54 596	54 686
U KING.....	592	34 460	34 460	34 769	2 420	131 252	131 252	132 457
USSR.....	15 866	2 436 277	2 436 277	2 583 047	60 527	9 782 861	9 782 861	9 986 517
JAPAN.....	4 997	839 654	839 654	846 461	15 278	2 731 276	2 731 276	2 753 604
REP SAF.....	6 500	1 109 224	1 109 224	1 131 117	23 314	3 637 350	3 637 350	3 671 301
OTH CTY.....	-	-	-	-	20	4 602	4 602	4 677
TOTAL.....	28 414	4 486 108	4 486 108	4 662 074	102 907	16 493 062	16 493 062	16 755 477
6812170	PLATINUM BARS, PLATES, AND SHEETS NOT LESS THAN 1/8 INCH THICK							(TOZ)
CANADA.....	80	14 466	14 466	14 551	149	27 526	27 734	27 819
COLOMB.....	-	-	-	-	1 800	236 046	236 046	236 598
U KING.....	1 253	221 606	221 606	222 332	13 059	2 347 015	2 347 015	2 353 645
BELGIUM.....	2 162	138 770	138 770	139 898	2 162	138 770	138 770	139 898
SWITZLD.....	500	74 250	74 250	74 426	3 702	583 827	583 827	586 786
USSR.....	7 050	1 088 686	1 088 686	1 095 898	17 757	3 032 598	3 032 598	3 050 346
ITALY.....	-	-	-	-	7 359	1 408 557	1 408 557	1 410 293
JAPAN.....	3 998	629 531	629 531	634 822	3 998	629 531	629 531	634 822
REP SAF.....	500	76 937	76 937	77 661	1 588	248 994	248 994	250 938
OTH CTY.....	6	1 111	1 111	1 137	24	4 291	4 291	4 393
TOTAL.....	15 549	2 245 357	2 245 357	2 260 725	51 598	8 657 155	8 657 363	8 695 538
6812180	PALLADIUM BARS, PLATES, AND SHEETS NOT LESS THAN 1/8 INCH THICK							(TOZ)
CANADA.....	-	-	-	-	277	36 281	36 515	36 515
SWEDEN.....	-	-	-	-	4 500	670 553	670 553	678 692
U KING.....	6 206	739 635	739 635	742 082	30 722	4 047 666	4 047 666	4 059 276
BELGIUM.....	-	-	-	-	2 160	242 731	242 731	252 006
USSR.....	6 065	611 443	611 443	612 959	37 963	5 067 084	5 067 084	5 109 798
JAPAN.....	1 638	267 836	267 836	281 347	1 638	267 836	267 836	281 347
TOTAL.....	13 909	1 618 914	1 618 914	1 636 388	77 260	10 332 151	10 332 385	10 417 634
6812190	PLATINUM AND PLATINUM GROUP METALS, UNWROUGHT OR PARTLY WORKED, NES							(TOZ)
CANADA.....	-	44 670	44 670	44 898	-	44 670	44 670	44 898
U KING.....	-	523	523	577	-	597 832	597 832	599 261
USSR.....	-	46 825	46 703	46 996	-	111 617	111 495	111 981
OTH CTY.....	-	-	-	-	-	3 899	3 899	3 959
TOTAL.....	-	92 018	91 896	92 471	-	758 018	757 896	760 099
6812200	ROLLED PLATINUM AND PLATINUM GROUP METALS, UNWORKED OR PARTLY WORKED							(TOZ)
U KING.....	76	8 575	8 575	8 635	22 716	35 851	35 851	36 062
JAPAN.....	-	-	-	-	200	7 962	7 962	8 017
OTH CTY.....	-	-	-	-	117	269	269	303
TOTAL.....	76	8 575	8 575	8 635	23 033	44 082	44 082	44 382
6821140	BLACK, BLISTER, AND ANODE COPPER							(CLB)
MEXICO.....	-	-	-	-	4 310 481	2 586 289	2 586 289	2 617 599

Table 2. **Schedule A Commodity by Country of Origin, Customs Value, F.a.s. and C.i.f.—Continued**

(For information on coverage, definitions of Customs, f.a.s., and c.i.f. values, see Explanation of Statistics. Shipments valued less than \$251 are shown only under Schedule A commodity number 990.0000 and excluded from all other commodities. OTH CTY represents total for countries averaging under \$1,000 per month based on Customs Value)

Country of origin	Schedule A commodity number, description and unit of quantity							
	Current month				Cumulative, January to date			
	Net quantity	Value (dollars)			Net quantity	Value (dollars)		
Customs		F.a.s.	C.i.f.	Customs		F.a.s.	C.i.f.	
PERU.....	6 449 296	3 577 073	3 577 073	3 691 947	33 372 723	17 253 487	17 527 565	18 219 647
CHILE.....	2 853 408	1 583 464	1 583 464	1 658 643	15 153 488	8 059 172	8 059 171	8 495 542
REP SAF.....	-	-	-	-	2 655 738	1 423 841	1 423 841	1 461 727
SW AFR.....	3 503 745	2 170 897	2 170 897	2 261 982	21 183 401	12 394 438	12 394 438	12 915 855
TOTAL.....	12 806 449	7 331 434	7 331 434	7 612 572	76 675 831	41 717 227	41 991 304	43 710 370
6821220	COPPER, UNWROUGHT, UNALLOYED, NES (LB)							
CANADA.....	5 487 866	3 469 738	3 519 177	3 519 174	25 051 927	16 815 071	17 020 696	17 020 694
MEXICO.....	27 189	15 255	15 737	15 737	705 399	391 310	391 791	403 833
PERU.....	-	-	-	-	1 515 034	733 188	733 188	763 399
CHILE.....	-	-	-	-	13 520 837	6 776 944	6 778 908	7 140 665
NORWAY.....	81 000	68 400	68 560	68 560	238 729	157 665	158 049	158 049
U KING.....	-	-	-	-	116 324	101 277	101 277	105 160
YUGOSLV.....	-	-	-	-	14 330 282	7 154 646	7 154 646	7 606 081
JAPAN.....	-	-	-	-	15 141 747	9 683 276	9 783 185	10 342 928
ZAMBIA.....	-	-	-	-	10 142	5 980	5 980	6 497
OTH CTY.....	-	-	-	-	16 045	9 703	9 703	11 159
TOTAL.....	5 596 055	3 553 393	3 603 474	3 603 471	70 646 466	41 829 060	42 137 423	43 558 465
6821240	COPPER, UNWROUGHT, ALLOYED, NES (GLB)							
CANADA.....	-	-	-	-	112 984	99 191	99 496	101 350
SWEDEN.....	39 969	24 381	24 381	25 950	39 969	24 381	24 381	25 950
NETHLDs.....	-	-	-	-	66 912	63 882	63 882	66 793
TOTAL.....	39 969	24 381	24 381	25 950	219 865	187 454	187 759	194 093
6821300	MASTER ALLOYS OF COPPER (GLB)							
MEXICO.....	10 250	9 430	9 430	9 430	163 157	72 753	71 753	71 753
U KING.....	-	-	-	-	22 009	17 002	17 002	18 336
BELGIUM.....	-	-	-	-	45 000	61 140	60 706	63 150
USSR.....	11 003	23 950	23 950	24 728	11 003	23 950	23 950	24 728
OTH CTY.....	86	412	412	547	86	412	412	547
TOTAL.....	21 339	33 792	33 792	34 705	241 255	175 257	173 823	178 514
6822105	COPPER BARS, UNALLOYED (LB)							
CANADA.....	198 617	173 590	173 524	173 524	950 639	861 489	861 697	861 697
U KING.....	-	-	-	-	18 832	19 995	19 995	20 923
BELGIUM.....	3 208	3 561	3 561	3 681	48 329	53 994	53 994	56 882
FRANCE.....	-	-	-	-	367 285	409 967	409 968	426 602
W GERM.....	14 361	13 352	13 648	14 234	65 413	61 132	61 428	64 157
PORTUGL.....	-	-	-	-	17 241	12 709	12 709	13 564
YUGOSLV.....	-	-	-	-	48 374	52 592	52 592	54 014
JAPAN.....	12 778	9 634	9 634	10 282	158 189	131 707	131 707	138 525
OTH CTY.....	-	-	-	-	398	422	422	508
TOTAL.....	228 964	200 137	200 367	201 721	1 674 700	1 604 007	1 604 512	1 636 872
6822122	COPPER RODS, UNALLOYED (LB)							
CANADA.....	33 737	30 733	31 080	31 080	665 448	416 248	419 367	419 366
CHILE.....	-	-	-	-	13 000	9 269	6 269	6 746
BRAZIL.....	-	-	-	-	6 007	5 707	5 707	6 290
U KING.....	-	-	-	-	9 647	7 000	7 000	7 129
BELGIUM.....	-	-	-	-	32 357	34 439	34 439	35 840
PORTUGL.....	-	-	-	-	69 271	54 056	51 956	55 886
JAPAN.....	-	-	-	-	34 647	37 332	37 332	38 797
OTH CTY.....	2 500	1 915	2 015	2 115	2 500	1 915	2 015	2 115
TOTAL.....	36 237	32 648	33 095	33 195	832 877	565 966	564 085	572 169
6822124	BRASS RODS (GLB)							
CANADA.....	3 384	4 702	4 702	4 702	77 815	82 402	82 784	82 819
MEXICO.....	3 997	3 722	3 722	3 722	43 993	42 518	42 781	42 781
U KING.....	-	-	-	-	280 308	221 694	221 694	231 449
NETHLDs.....	-	-	-	-	147 973	152 231	152 231	157 918
BELGIUM.....	-	-	-	-	38 902	34 969	34 969	36 569
FRANCE.....	33 907	49 753	49 753	50 762	485 327	436 038	436 043	453 909
W GERM.....	-	-	-	-	413 871	364 983	356 321	373 480
SWITZLD.....	15 807	14 639	14 639	16 562	499 062	522 297	517 854	547 726
PORTUGL.....	20 108	13 959	13 959	15 130	71 425	55 792	55 792	59 783
YUGOSLV.....	-	-	-	-	21 218	16 739	16 739	17 429
JAPAN.....	1 000	531	531	600	1 169 409	681 097	660 255	722 170
REP SAF.....	50 045	42 620	42 620	46 041	330 297	317 197	317 197	338 273
OTH CTY.....	-	-	-	-	2 028	1 467	1 467	1 607
TOTAL.....	128 248	129 926	129 926	137 519	3 581 628	2 929 424	2 896 127	3 065 913
6822126	COPPER RODS, ALLOYED, NES (GLB)							
U KING.....	14 433	16 154	16 154	17 719	21 047	24 704	24 704	26 707
FRANCE.....	30 068	46 059	46 059	48 178	30 068	46 059	46 059	48 178
W GERM.....	-	-	-	-	14 144	15 988	15 988	16 784
SWITZLD.....	-	-	-	-	75 000	84 847	84 847	85 843
PORTUGL.....	-	-	-	-	20 106	17 779	17 779	18 698
REP SAF.....	-	-	-	-	143 129	125 721	125 721	134 381
OTH CTY.....	165	324	330	330	165	324	330	330
TOTAL.....	44 666	62 537	62 543	66 227	303 659	315 422	315 428	330 921

Table 2. Schedule A Commodity by Country of Origin, Customs Value, F.a.s. and C.i.f.—Continued

(For information on coverage, definitions of Customs, f.a.s., and c.i.f. values, see Explanation of Statistics. Shipments valued less than \$251 are shown only under Schedule A commodity number 990.0000 and excluded from all other commodities. OTH CTY represents total for countries averaging under \$1,000 per month based on Customs Value)

Country of origin	Schedule A commodity number, description and unit of quantity							
	Current month				Cumulative, January to date			
	Net quantity	Value (dollars)			Net quantity	Value (dollars)		
		Customs	F.a.s.	C.i.f.		Customs	F.a.s.	C.i.f.
6822130	BRASS, COPPER, AND OTHER COPPER ALLOY WIRE							(GLB)
CANADA.....	10 103	14 933	14 933	14 933	27 817	37 968	38 159	38 362
MEXICO.....	-	-	-	-	148 957	121 999	121 999	126 809
CHILE.....	49 896	31 753	31 753	33 296	49 896	31 753	31 753	33 296
SWEDEN.....	-	-	-	-	39 078	34 136	26 614	28 513
U KING.....	34 613	25 198	25 798	27 082	262 720	284 260	284 774	296 999
NETHLS.....	-	-	-	-	11 246	18 532	18 532	19 061
BELGIUM.....	13 028	13 690	13 697	14 200	524 065	499 827	500 233	525 097
FRANCE.....	17 464	13 721	13 721	14 543	249 869	290 078	286 630	301 236
W GERM.....	62 897	50 381	50 381	52 482	304 732	457 520	457 253	479 802
SWITZLD.....	18 756	25 416	25 358	26 508	88 559	110 192	116 048	120 723
PORTUGL.....	48 921	31 031	31 031	34 027	144 190	98 459	98 459	106 807
ITALY.....	8 818	14 596	14 596	15 200	8 818	14 596	14 596	15 200
CHINA T.....	-	-	-	-	5 075	7 549	7 549	7 819
JAPAN.....	80 898	83 871	83 336	88 089	280 456	346 128	331 633	358 945
OTH CTY.....	-	-	-	-	1 665	840	840	1 608
TOTAL.....	345 394	304 590	304 604	320 360	2 147 143	2 353 837	2 335 072	2 460 277
6822140	COPPER ANGLES, SHAPES, AND SECTIONS, INCLUDING ALLOYED							(GLB)
CANADA.....	-	-	-	-	67 525	74 844	75 350	75 350
U KING.....	-	-	-	-	5 714	7 966	7 966	8 178
BELGIUM.....	-	-	-	-	33 805	47 986	47 986	49 278
FRANCE.....	26 834	22 343	22 343	23 536	77 495	62 059	60 724	64 392
W GERM.....	-	-	-	-	15 718	36 241	36 241	36 992
SWITZLD.....	-	-	-	-	19 849	32 534	35 081	36 118
PORTUGL.....	-	-	-	-	17 610	17 419	17 419	18 286
JAPAN.....	7 688	6 128	6 128	6 458	16 606	11 891	11 891	12 666
AUSTRAL.....	50 428	34 740	34 740	37 230	177 164	136 112	135 938	144 972
TOTAL.....	84 950	63 211	63 211	67 224	431 486	427 052	428 596	446 232
6822210	COPPER SHEETS, UNALLOYED							(LB)
CANADA.....	29 888	32 386	32 707	32 707	29 888	32 386	32 707	32 707
CHILE.....	-	-	-	-	30 000	20 794	20 794	21 796
SWEDEN.....	67 725	50 835	50 835	54 730	67 725	50 835	50 835	54 730
U KING.....	2 978	3 280	3 280	3 405	201 543	207 742	207 742	216 933
BELGIUM.....	-	-	-	-	16 081	15 017	15 018	16 362
FRANCE.....	27 331	22 825	22 825	24 213	106 736	93 742	93 742	97 864
W GERM.....	5 117	4 259	4 259	4 478	213 899	236 109	236 109	244 514
ITALY.....	-	-	-	-	63 672	50 176	50 076	53 626
YUGOSLV.....	371 022	261 299	261 299	276 262	905 334	653 390	653 663	686 417
JAPAN.....	34 214	24 703	24 421	26 136	182 005	148 259	147 977	155 914
AUSTRAL.....	38 713	30 598	30 598	32 743	43 918	34 563	34 563	36 989
TOTAL.....	576 988	430 185	430 224	454 674	1 860 801	1 543 013	1 543 226	1 617 852
6822220	COPPER STRIP IN COILS, UNALLOYED							(LB)
CANADA.....	269 387	257 879	259 546	259 546	1 828 849	1 814 772	1 826 792	1 826 792
SWEDEN.....	92 100	86 385	86 385	92 065	351 255	402 882	402 882	423 306
FINLAND.....	-	-	-	-	127 463	111 413	111 413	118 013
U KING.....	3 071	2 947	2 947	3 103	72 466	79 222	79 222	83 188
BELGIUM.....	-	-	-	-	26 486	23 065	23 065	24 168
FRANCE.....	-	-	-	-	45 735	57 608	57 608	60 276
W GERM.....	4 114	3 161	3 161	3 349	35 376	37 500	37 500	39 245
YUGOSLV.....	-	-	-	-	44 239	32 723	32 723	34 107
JAPAN.....	114 317	78 527	78 527	83 458	641 356	544 000	543 999	571 738
TOTAL.....	482 989	428 899	430 566	441 521	3 173 225	3 103 185	3 115 204	3 180 833
6822230	BRASS PLATES, SHEETS & STRIP, NOT SHAPED							(GLB)
CANADA.....	350 245	270 757	263 333	263 333	1 757 831	1 438 651	1 446 469	1 446 469
U KING.....	139 954	198 706	198 706	205 329	738 981	831 834	824 875	862 340
NETHLS.....	197 287	169 688	169 688	175 652	1 261 334	1 149 955	1 149 361	1 188 812
BELGIUM.....	15 322	9 801	9 801	14 637	75 875	66 961	66 960	73 741
FRANCE.....	83 548	69 026	69 244	73 179	569 068	497 818	495 902	527 161
W GERM.....	385 997	270 685	270 695	282 114	2 268 827	1 939 646	1 941 618	2 024 880
SWITZLD.....	-	-	-	-	5 119	6 292	6 292	6 573
PORTUGL.....	-	-	-	-	61 108	44 747	44 747	47 501
ITALY.....	-	-	-	-	30 009	25 037	25 037	27 045
YUGOSLV.....	-	-	-	-	63 473	46 401	46 401	48 637
JAPAN.....	874 549	568 522	571 173	607 466	4 150 228	3 239 179	3 232 892	3 410 595
AUSTRAL.....	8 529	5 538	5 538	5 923	14 268	9 377	9 377	10 108
OTH CTY.....	-	-	-	-	1 264	2 054	2 054	2 720
TOTAL.....	2 055 431	1 562 723	1 558 178	1 627 633	10 997 385	9 297 952	9 291 985	9 676 582
6822250	COPPER BARS, PLATES, SHEETS A STRIP, NOT SHAPED, INCLUDING ALLOYED NES							(GLB)
CANADA.....	31 960	41 153	43 273	43 273	207 111	143 291	146 777	146 795
MEXICO.....	-	-	-	-	10 553	7 102	7 136	7 136
U KING.....	1 940	1 634	1 634	1 725	73 138	93 712	93 712	98 508
BELGIUM.....	-	-	-	-	28 610	40 294	40 294	42 132
FRANCE.....	-	-	-	-	30 892	37 391	37 391	38 916
W GERM.....	15 221	32 834	32 876	33 608	67 681	125 447	125 488	128 898
ITALY.....	-	-	-	-	2 185	7 993	7 993	8 488
JAPAN.....	47 739	39 962	39 962	43 496	187 822	173 437	173 438	184 718
REP SAF.....	19 063	12 930	12 930	14 501	75 897	67 308	67 308	73 406
OTH CTY.....	-	-	-	-	6 973	7 069	7 069	7 670
TOTAL.....	115 923	128 513	130 675	136 603	690 862	703 044	706 606	736 667

Table 2. Schedule A Commodity by Country of Origin,
Customs Value, F.a.s. and C.i.f.—Continued

(For information on coverage, definitions of Customs, f.a.s., and c.i.f. values, see Explanation of Statistics. Shipments valued less than \$251 are shown only under Schedule A commodity number 990.0000 and excluded from all other commodities. OTH CTY represents total for countries averaging under \$1,000 per month based on Customs Value)

Country of origin	Schedule A commodity number, description and unit of quantity							
	Current month				Cumulative, January to date			
	Net quantity	Value (dollars)			Net quantity	Value (dollars)		
Customs		F.a.s.	C.i.f.	Customs		F.a.s.	C.i.f.	
6822300	COPPER FOIL AND LEAF, INCLUDING ALLOYED							
CANADA.....	-	593 811	595 753	595 753	-	2 921 509	2 963 353	2 963 354
SWEDEN.....	-	556 287	556 287	587 844	-	3 041 754	3 042 004	3 211 023
U KING.....	-	455 704	455 704	494 015	-	1 637 985	1 638 205	1 732 779
NETHLDs.....	-	313 547	313 347	324 436	-	1 296 896	1 296 696	1 341 826
BELGIUM.....	-	13 401	13 401	13 734	-	24 441	24 441	25 294
FRANCE.....	-	77 573	77 573	81 447	-	658 319	658 319	691 886
W GERM.....	-	31 826	31 836	32 923	-	171 584	171 153	174 053
ITALY.....	-	15 768	15 768	16 280	-	92 361	92 361	96 973
JAPAN.....	-	30 565	27 414	28 767	-	253 740	248 937	263 108
TOTAL.....	-	2 088 482	2 087 083	2 175 199	-	10 098 589	10 135 469	10 500 296
6822400	COPPER FLAKES AND POWDER (LB)							
CANADA.....	5 000	4 013	4 438	4 438	13 000	10 433	11 058	11 058
U KING.....	70 392	101 574	101 574	108 148	266 948	380 475	380 475	396 590
BELGIUM.....	7 500	11 250	11 250	12 036	7 500	11 250	11 250	12 036
FRANCE.....	8 819	11 104	11 104	17 855	11 024	13 895	13 895	20 805
W GERM.....	28 818	53 615	53 615	55 547	157 911	276 955	276 955	288 227
JAPAN.....	3 820	6 389	6 389	7 408	3 820	6 389	6 389	7 408
OTH CTY.....	-	-	-	-	2 681	2 972	2 972	3 063
TOTAL.....	124 349	187 945	188 370	205 432	462 884	702 369	702 994	739 187
6822520	COPPER TUBES, PIPES, AND BLANKS THEREFOR, UNALLOYED (LB)							
CANADA.....	1 116 420	860 639	864 559	864 559	3 675 796	3 124 473	3 108 702	3 108 961
MEXICO.....	-	-	-	-	401 070	422 836	424 007	434 783
CHILE.....	99 999	74 400	74 400	78 194	99 999	74 400	74 400	78 194
SWEDEN.....	-	-	-	-	20 702	22 255	22 255	23 290
NORWAY.....	-	-	-	-	1 874	7 636	7 636	7 730
BELGIUM.....	13 198	21 672	21 672	22 240	113 251	136 400	131 244	139 371
FRANCE.....	366	563	563	574	81 030	84 303	84 303	91 858
W GERM.....	138 836	172 004	172 004	178 984	574 045	759 458	758 378	792 570
SWITZLD.....	-	-	-	-	32 383	71 400	71 400	74 567
GAZA ST.....	-	-	-	-	37 895	38 796	38 796	38 796
JAPAN.....	515 438	469 301	463 589	498 135	3 275 311	3 008 597	2 969 376	3 195 593
OTH CTY.....	-	-	-	-	9 406	9 570	9 578	10 701
TOTAL.....	1 884 257	1 598 579	1 596 787	1 642 686	8 322 762	7 760 124	7 700 075	7 996 414
6822540	COPPER TUBES, PIPES, AND BLANKS THEREFOR, ALLOYED (GLB)							
CANADA.....	285 119	277 474	278 979	278 979	1 837 998	1 940 828	1 960 799	1 960 800
MEXICO.....	10 000	7 283	7 283	7 686	72 512	70 398	69 752	70 155
SWEDEN.....	58	309	309	318	1 937	7 377	7 379	7 551
U KING.....	60 894	75 886	75 886	80 631	93 712	123 491	123 491	131 312
IRELAND.....	3 079	15 793	15 793	15 917	150 730	340 778	340 778	347 815
NETHLDs.....	2 262	2 142	2 010	2 092	152 401	98 201	98 069	101 257
FRANCE.....	82 648	59 266	59 265	63 119	448 551	337 331	337 694	355 084
W GERM.....	1 137 846	1 166 249	1 163 823	1 215 809	5 376 469	6 232 748	6 224 262	6 499 089
SWITZLD.....	38 373	43 491	43 491	46 370	228 483	261 009	260 258	273 642
PORTUGL.....	-	-	-	-	20 386	18 722	18 722	20 269
YUGOSLV.....	9 506	7 240	7 240	7 747	193 967	144 296	144 296	153 368
GREECE.....	6 609	5 135	5 135	5 664	161 246	132 374	132 374	144 855
JAPAN.....	345 949	330 456	328 465	350 281	1 294 408	1 389 075	1 377 093	1 459 417
AUSTRAL.....	-	-	-	-	11 998	8 153	8 153	8 729
REP SAF.....	103 951	70 507	70 507	79 071	526 630	415 836	415 836	455 519
OTH CTY.....	-	-	-	-	500	381	381	420
TOTAL.....	2 086 294	2 061 231	2 058 186	2 153 684	10 571 928	11 520 998	11 519 337	11 989 282
6822600	COPPER TUBE AND PIPE FITTINGS, INCLUDING ALLOYED (LB)							
CANADA.....	14 678	41 843	42 216	42 436	92 412	264 463	266 515	267 125
MEXICO.....	723	1 809	1 809	1 809	3 690	8 484	8 484	8 484
ARGENT.....	-	-	-	-	1 650	5 362	5 362	5 823
U KING.....	14 560	26 611	26 615	27 544	54 112	121 033	121 066	126 466
IRELAND.....	-	-	-	-	7 808	16 196	16 196	16 532
BELGIUM.....	-	-	-	-	3 126	5 933	5 933	6 203
W GERM.....	7 854	13 511	13 511	13 971	24 448	51 209	51 209	53 797
SWITZLD.....	556	13 150	13 150	14 043	711	16 370	16 370	17 480
SPAIN.....	289	2 363	2 363	2 432	54 747	195 575	195 575	200 214
PORTUGL.....	444	4 778	4 778	4 852	1 749	17 226	17 235	17 547
ITALY.....	2 211	4 252	4 392	4 758	13 007	35 246	35 404	36 922
YUGOSLV.....	40 565	29 849	29 849	31 642	122 703	103 299	103 299	108 722
ISRAEL.....	94 569	121 598	121 598	124 854	724 937	1 068 784	1 068 204	1 094 304
INDIA.....	4 271	5 853	5 853	6 291	46 239	71 052	71 071	75 675
CHINA T.....	-	-	-	-	35 409	65 083	65 083	66 952
JAPAN.....	15 043	27 882	27 977	29 447	53 133	92 027	92 122	95 824
N ZEAL.....	1 107	2 070	2 070	2 162	10 837	14 890	14 890	15 669
REP SAF.....	-	-	-	-	15 074	38 808	38 808	41 521
OTH CTY.....	60	255	255	264	2 365	2 315	2 315	2 583
TOTAL.....	196 930	295 824	296 436	306 505	1 268 157	2 193 355	2 195 141	2 257 843
6831000	NICKEL, UNWROUGHT, INCLUDING ALLOYED (LB)							
CANADA.....	18 341 305	34 871 749	33 634 892	35 002 104	84 971 623	158 019 482	154 030 499	158 365 817
CHILE.....	-	-	-	-	66 138	129 965	129 965	132 276
NORWAY.....	1 132 512	2 298 175	2 286 711	2 286 711	6 684 072	13 361 805	13 314 200	13 319 022
FINLAND.....	-	-	-	-	159 741	316 619	316 619	327 904
U KING.....	126 364	87 280	87 280	92 849	401 939	571 240	571 240	589 694

Table 2. Schedule A Commodity by Country of Origin,
Customs Value, F.a.s. and C.i.f.—Continued

(For information on coverage, definitions of Customs, f.a.s., and c.i.f. values, see Explanation of Statistics. Shipments valued less than \$251 are shown only under Schedule A commodity number 990.0000 and excluded from all other commodities. OTH CTY represents total for countries averaging under \$1,000 per month based on Customs Value)

Country of origin	Schedule A commodity number, description and unit of quantity							
	Current month				Cumulative, January to date			
	Net quantity	Value (dollars)			Net quantity	Value (dollars)		
		Customs	F.a.s.	C.i.f.		Customs	F.a.s.	C.i.f.
W GERM.....	31 300	31 537	31 537	31 607	33 195	32 537	32 537	32 964
USSR.....	-	-	-	-	6 009 061	12 109 560	12 109 560	12 557 069
CHINA T.....	11 018	19 818	19 818	20 383	22 041	41 018	41 018	42 098
JAPAN.....	-	-	-	-	181 228	403 603	403 603	419 033
AUSTRAL.....	-	-	-	-	2 709 454	5 192 359	5 192 359	5 305 772
REP SAF.....	-	-	-	-	2 693 147	4 324 467	4 334 218	4 572 634
RHODESIA.....	-	-	-	-	1 023 648	1 812 646	1 812 646	1 891 226
TOTAL.....	19 642 499	37 308 559	36 060 238	37 433 654	104 955 287	196 315 301	192 288 464	197 555 509
6832100	NICKEL RODS, WIRE, ANGLES, SHAPES AND SECTIONS, INCLUDING ALLOYED						(LB)	
CANADA.....	7 580	16 684	16 685	16 685	16 211	58 257	58 829	58 829
SWEDEN.....	8 596	41 002	41 047	41 381	84 339	402 597	395 876	403 701
U KING.....	282	2 510	2 503	2 981	1 322	8 882	8 875	10 670
BELGIUM.....	-	-	-	-	36 051	72 462	72 462	74 008
FRANCE.....	-	-	-	-	219 746	693 140	692 460	703 084
W GERM.....	41 748	126 439	122 745	129 642	388 726	1 171 924	1 164 804	1 201 884
AUSTRIA.....	28 969	80 453	80 453	81 995	112 999	306 740	306 938	313 238
ITALY.....	-	-	-	-	120	7 713	7 713	7 833
ISRAEL.....	1 764	10 353	10 353	10 515	5 737	34 676	34 676	41 378
OTH CTY.....	-	-	-	-	104	1 555	1 555	1 575
TOTAL.....	88 939	277 441	273 786	263 199	865 355	2 757 946	2 748 188	2 816 200
6832220	NICKEL POWDERS						(LB)	
CANADA.....	889 164	1 727 594	1 727 881	1 732 474	4 160 845	8 324 317	8 301 442	8 369 360
NORWAY.....	-	-	-	-	141 095	280 779	281 376	281 376
U KING.....	79 549	168 399	168 399	172 574	1 194 542	2 854 406	2 853 587	2 920 133
NETHLDs.....	-	-	-	-	71 445	156 804	156 804	160 867
AUSTRAL.....	-	-	-	-	1 366 692	2 639 323	2 639 323	2 696 476
REP SAF.....	-	-	-	-	246 924	418 179	418 402	444 843
TOTAL.....	968 713	1 895 993	1 896 280	1 905 048	7 201 543	14 673 808	14 650 934	14 873 055
6832240	NICKEL BARS, PLATES, SHEET, STRIP, AND FLAKES						(LB)	
CANADA.....	2 369	14 992	15 069	15 069	70 184	214 029	214 562	214 704
U KING.....	203	928	928	993	3 068	9 683	9 683	10 381
W GERM.....	22 466	66 918	66 918	68 460	333 569	1 187 354	1 106 709	1 217 670
OTH CTY.....	-	-	-	-	134	770	770	1 023
TOTAL.....	25 038	82 838	82 915	84 522	406 955	1 411 836	1 411 744	1 443 778
6832300	NICKEL PIPES, TUBES, BLANKS, AND FITTINGS						(LB)	
U KING.....	1 027	12 482	12 482	13 455	17 142	59 447	59 447	61 921
NETHLDs.....	15	1 535	1 535	1 551	40 198	67 238	67 238	69 690
W GERM.....	6 681	33 443	33 443	33 886	218 741	803 402	673 507	682 366
N ZEAL.....	-	-	-	-	3 944	5 612	5 612	5 798
OTH CTY.....	-	-	-	-	468	3 270	3 270	3 415
TOTAL.....	7 723	47 460	47 460	48 892	280 493	938 969	809 074	823 190
6832400	NICKEL ELECTROPLATING ANODES						(LB)	
CANADA.....	100	380	398	398	9 000	24 659	24 778	24 790
OTH CTY.....	-	-	-	-	32	3 437	3 437	3 489
TOTAL.....	100	380	398	398	9 032	28 096	28 215	28 279
6841020	ALUMINUM, UNWROUGHT, NOT ALLOYED						(LB)	
CANADA.....	26 623 911	9 230 144	9 406 943	9 838 236	104 434 785	35 413 996	36 181 977	36 986 427
SURINAM.....	-	-	-	-	20 596 597	7 229 190	7 229 190	7 569 151
NORWAY.....	-	-	-	-	718 173	493 340	493 340	513 396
U KING.....	-	-	-	-	249 179	70 915	70 915	80 984
JAPAN.....	-	-	-	-	519 744	369 139	369 139	466 456
GHANA.....	-	-	-	-	2 662 972	1 040 208	1 040 203	1 093 567
TOTAL.....	26 623 911	9 230 144	9 406 943	9 838 236	129 181 450	44 616 788	45 384 764	46 709 983
6841040	ALUMINUM, UNWROUGHT, ALLOYED						(LB)	
CANADA.....	15 916 537	5 966 562	6 077 940	6 146 752	150 623 618	55 001 363	55 890 956	56 574 331
MEXICO.....	107 686	19 845	19 845	19 845	112 686	20 745	20 745	20 745
SURINAM.....	-	-	-	-	916 461	377 344	377 344	394 323
SWEDEN.....	198 560	59 363	59 363	63 703	420 092	148 000	148 000	160 198
U KING.....	1 095 577	287 747	286 849	342 510	4 279 631	1 427 898	1 426 503	1 593 605
NETHLDs.....	-	-	-	-	20 542	7 956	7 956	8 892
FRANCE.....	10 060	4 527	4 527	4 977	49 742	17 464	17 464	20 453
W GERM.....	1 115 831	427 832	428 020	468 580	2 077 139	798 435	798 623	877 996
AUSTRIA.....	-	-	-	-	37 070	20 349	20 349	21 591
USSR.....	-	-	-	-	44 110	90 278	90 278	92 164
S VETNM.....	-	-	-	-	653 422	213 016	213 016	231 165
JAPAN.....	222 099	70 373	70 373	77 756	331 602	105 236	105 236	116 082
GHANA.....	5 793 594	2 297 986	2 297 986	2 375 374	44 854 052	17 697 690	17 697 690	18 390 163
TOTAL.....	24 459 944	9 134 235	9 244 903	9 499 497	204 420 167	75 925 774	76 814 160	78 501 708
6841060	ALUMINUM HOLLOW CAST EXTRUSION INGOTS						(LB)	
SURINAM.....	-	-	-	-	36 532	12 012	12 012	12 605
TOTAL.....	-	-	-	-	36 532	12 012	12 012	12 605

Table 2. Schedule A Commodity by Country of Origin,
Customs Value, F.a.s. and C.i.f.—Continued

(For information on coverage, definitions of Customs, f.a.s., and c.i.f. values, see Explanation of Statistics. Shipments valued less than \$251 are shown only under Schedule A commodity number 990.0000 and excluded from all other commodities. OTH CTY represents total for countries averaging under \$1,000 per month based on Customs Value)

Country of origin	Schedule A commodity number, description and unit of quantity							
	Current month				Cumulative, January to date			
	Net quantity	Value (dollars)			Net quantity	Value (dollars)		
Customs		F.a.s.	C.i.f.	Customs		F.a.s.	C.i.f.	
6842105	ALUMINUM RODS, 0,375 INCH OR MORE IN DIAMETER							(LB)
CANADA.....	440 673	233 126	238 004	238 004	723 840	424 242	433 269	433 289
BELGIUM.....	256 685	152 742	150 846	162 394	1 447 012	843 302	842 449	907 891
FRANCE.....	-	-	-	-	376 301	117 594	117 594	133 077
W GERM.....	-	-	-	-	45 514	18 505	18 505	20 037
YUGOSLV.....	178 955	120 899	120 899	128 255	1 455 826	1 031 871	1 031 343	1 091 500
JAPAN.....	91 479	65 912	65 918	70 039	1 454 547	1 057 554	1 039 981	1 108 366
TOTAL.....	967 792	572 679	575 667	598 692	5 503 040	3 493 068	3 483 161	3 694 160
6842115	ALUMINUM BARS, NOT CLAD							(LB)
CANADA.....	450	431	443	443	10 440	12 939	13 024	13 024
FRANCE.....	-	-	-	-	41 361	29 760	29 760	31 434
W GERM.....	6 641	6 903	6 903	7 194	46 595	30 561	30 561	35 247
SWITZLD.....	-	-	-	-	11 084	13 962	13 962	14 580
SPAIN.....	-	-	-	-	62 745	35 550	35 550	38 344
YUGOSLV.....	16 982	11 911	11 911	12 611	279 764	211 384	211 384	228 923
JAPAN.....	-	-	-	-	89 956	71 789	69 957	75 328
OTH CTY.....	-	-	-	-	3 503	2 922	2 922	3 052
TOTAL.....	24 073	19 245	19 257	20 248	545 448	408 867	407 120	439 932
6842135	ALUMINUM ANGLES, SHAPES, AND SECTIONS							(LB)
CANADA.....	189 319	73 352	76 682	76 682	580 665	357 604	366 620	366 658
SWEDEN.....	-	-	-	-	24 923	63 414	63 414	64 844
OTH CTY.....	5 664	3 319	3 319	3 606	9 845	12 105	12 146	13 567
TOTAL.....	194 983	76 671	80 001	80 288	615 433	433 123	442 180	445 069
6842155	ALUMINUM WIRE AND RODS UNDER 0,375 INCH IN DIAMETER							(LB)
CANADA.....	-	-	-	-	8 220	9 704	9 797	9 797
U KING.....	1 102	2 411	2 411	2 536	35 846	25 360	25 360	27 625
BELGIUM.....	32 572	16 416	16 416	17 563	62 233	31 187	31 187	33 497
W GERM.....	-	-	-	-	276 461	215 468	215 468	230 528
YUGOSLV.....	9 883	4 906	4 906	5 363	245 327	166 167	166 373	177 035
JAPAN.....	16 188	9 796	9 796	11 202	846 356	563 190	563 054	591 130
OTH CTY.....	-	-	-	-	3	2 816	2 817	2 841
TOTAL.....	59 745	33 529	33 529	36 664	1 474 446	1 013 892	1 014 056	1 072 453
6842220	ALUMINUM CIRCLES AND DISKS							(LB)
CANADA.....	38 532	24 956	25 066	25 066	159 793	106 152	106 528	106 564
BELGIUM.....	82 656	44 142	60 358	63 116	356 170	206 059	222 018	233 980
FRANCE.....	12 787	9 583	9 583	9 985	607 479	467 649	466 836	495 380
W GERM.....	-	-	-	-	60 873	38 423	38 423	40 613
AUSTRIA.....	-	-	-	-	15 133	8 461	8 461	9 143
SPAIN.....	25 841	13 523	13 523	15 460	554 729	303 263	303 263	328 295
ITALY.....	-	-	-	-	272 116	163 643	163 643	173 294
YUGOSLV.....	-	-	-	-	131 042	57 951	57 951	63 161
GREECE.....	-	-	-	-	91 402	51 514	51 514	55 155
HG KONG.....	103 800	56 017	56 017	59 604	266 100	144 489	144 489	153 706
JAPAN.....	83 725	44 592	44 592	47 637	423 534	232 487	232 142	247 783
TOTAL.....	347 341	192 813	209 139	220 868	2 938 371	1 780 091	1 795 268	1 907 074
6842230	ALUMINUM PLATES, SHEETS, STRIP & BLANKS							(LB)
CANADA.....	371 233	245 512	248 209	248 313	2 161 657	1 423 888	1 437 652	1 437 756
VENEZ.....	-	-	-	-	44 279	28 676	28 976	30 485
BRAZIL.....	7 407	6 212	6 212	6 584	8 531	7 104	7 104	7 531
SWEDEN.....	14 618	18 080	18 080	19 035	16 339	19 599	19 599	20 968
NORWAY.....	143 806	58 181	58 181	63 853	884 784	391 811	389 894	423 939
U KING.....	150 739	124 595	124 595	131 431	213 267	160 099	160 272	170 383
NETHLD.....	-	-	-	-	14 551	8 543	8 543	9 022
BELGIUM.....	2 031 507	1 004 129	1 003 682	1 082 709	9 599 872	5 016 316	5 018 368	5 374 711
FRANCE.....	447 336	353 383	353 673	373 079	3 163 218	2 270 521	2 257 530	2 384 466
W GERM.....	3 492	8 854	8 854	9 534	322 416	249 102	249 103	263 709
AUSTRIA.....	325 100	184 282	184 282	195 651	1 659 283	961 373	960 685	1 022 315
SPAIN.....	-	-	-	-	61 210	32 959	32 959	35 870
ITALY.....	255 859	127 954	127 954	138 408	692 779	352 658	352 658	380 897
YUGOSLV.....	599 573	258 735	258 735	283 368	1 578 269	752 951	752 950	815 998
HG KONG.....	49 604	25 046	25 046	26 920	49 604	25 046	25 046	26 920
CHINA T.....	-	-	-	-	114 985	51 553	51 553	55 660
JAPAN.....	2 220 104	1 003 297	978 700	1 091 356	7 322 720	3 767 662	3 686 149	4 038 063
AUSTRAL.....	-	-	-	-	4 983	5 494	5 494	6 016
OTH CTY.....	644	320	320	622	5 428	4 362	4 362	4 993
TOTAL.....	6 621 022	3 418 580	3 396 523	3 670 863	27 918 175	15 529 717	15 448 897	16 509 702
6842250	ALUMINUM, WROUGHT, NES							(LB)
OTH CTY.....	7 156	6 584	6 584	7 235	10 880	14 279	14 279	15 326
TOTAL.....	7 156	6 584	6 584	7 235	10 880	14 279	14 279	15 326
6842315	ALUMINUM FOIL, NOT BACKED, NOT CUT TO SHAPE, NOT OVER 0,00035 INCH THICK							(LB)
U KING.....	-	-	-	-	54 013	55 914	55 914	61 166
FRANCE.....	-	-	-	-	29 522	153 308	153 308	154 884
W GERM.....	4 366	3 313	3 313	3 608	40 149	31 184	31 105	32 385
SWITZLD.....	26 610	37 681	24 102	25 965	303 035	369 870	355 247	380 266
JAPAN.....	-	-	-	-	35 000	38 162	38 162	39 934
OTH CTY.....	450	638	443	443	2 290	2 335	2 163	2 267
TOTAL.....	31 426	41 632	27 858	30 016	464 009	650 773	635 899	670 902

Table 2. Schedule A Commodity by Country of Origin,
Customs Value, F.a.s. and C.i.f.—Continued

(For information on coverage, definitions of Customs, f.a.s., and c.i.f. values, see Explanation of Statistics. Shipments valued less than \$251 are shown only under Schedule A commodity number 990.0000 and excluded from all other commodities. OTH CTY represents total for countries averaging under \$1,000 per month based on Customs Value)

Country of origin	Schedule A commodity number, description and unit of quantity							
	Current month				Cumulative, January to date			
	Net quantity	Value (dollars)			Net quantity	Value (dollars)		
Customs		F.a.s.	C.i.f.	Customs		F.a.s.	C.i.f.	
6842325	ALUMINUM FOIL, NOT BACKED, NOT CUT TO SHAPE, OVER 0.00035 INCH THICK							(LB)
CANADA.....	-	-	-	-	7 083	7 287	7 646	7 646
U KING.....	94 505	62 865	62 622	68 156	164 389	89 241	88 998	98 663
FRANCE.....	-	-	-	-	147 086	209 189	209 189	215 804
W GERM.....	43 000	92 392	92 392	94 764	301 965	523 053	523 345	550 984
AUSTRIA.....	-	-	-	-	148 816	174 363	161 328	181 699
SWITZLD.....	-	-	-	-	15 793	34 013	34 013	36 055
ITALY.....	3 301	5 105	5 105	5 440	8 010	12 897	12 897	14 811
OTH CTY.....	-	-	-	-	551	441	441	552
TOTAL.....	140 806	160 362	160 119	168 360	793 693	1 050 484	1 037 857	1 106 214
6842340	ALUMINUM FOIL, NES							
CANADA.....	-	106 259	102 117	102 526	-	373 094	370 828	371 909
U KING.....	-	20 149	21 096	25 348	-	102 587	102 031	115 155
NETHLDs.....	-	13 478	13 478	13 638	-	20 651	20 651	21 081
FRANCE.....	-	6 490	6 490	7 441	-	614 260	614 260	627 164
W GERM.....	-	23 063	22 869	25 394	-	237 682	238 009	247 550
AUSTRIA.....	-	-	-	-	-	43 178	40 045	45 512
SWITZLD.....	-	2 050	2 050	2 129	-	127 295	127 295	133 371
ITALY.....	-	22 924	22 924	24 396	-	310 089	310 089	323 239
JAPAN.....	-	5 831	5 990	6 370	-	36 157	37 326	39 600
OTH CTY.....	-	-	-	-	-	3 479	3 002	3 061
TOTAL.....	-	200 244	197 014	207 242	-	1 868 472	1 863 536	1 927 642
6842400	ALUMINUM FLAKES AND POWDERS							(LB)
CANADA.....	72 750	39 332	39 746	40 187	187 854	112 845	114 220	115 429
U KING.....	-	-	-	-	13 860	9 229	9 583	12 632
W GERM.....	-	-	-	-	8 100	9 666	9 666	10 099
PHIL R.....	-	-	-	-	114 088	46 776	46 776	59 166
OTH CTY.....	-	-	-	-	2 315	1 964	1 964	2 193
TOTAL.....	72 750	39 332	39 746	40 187	326 217	180 480	182 209	199 519
6842800	ALUMINUM PIPES, TUBES, AND BLANKS AND FITTINGS THEREFOR							(LB)
CANADA.....	19 944	428 968	413 842	415 222	268 403	788 776	786 724	788 210
ARGENT.....	-	-	-	-	4 960	8 500	8 500	10 528
DENMARK.....	-	-	-	-	2 151	6 339	6 339	6 750
U KING.....	-	-	-	-	100 438	108 480	108 402	118 448
FRANCE.....	27 175	24 157	25 502	28 359	35 668	37 485	37 892	41 227
W GERM.....	3 529	4 580	4 712	4 872	62 887	117 926	117 650	125 638
YUGOSLV.....	5 079	4 618	4 619	4 927	38 673	29 659	30 851	33 383
JAPAN.....	-	-	-	-	19 408	51 330	49 993	54 391
OTH CTY.....	585	783	827	809	9 920	8 829	8 964	9 611
TOTAL.....	56 312	463 106	449 502	454 189	542 508	1 157 324	1 155 315	1 188 186
6851020	LEAD BULLION							(GLB)
MEXICO.....	22 979	4 556	4 556	4 556	146 158	29 772	29 782	29 782
TOTAL.....	22 979	4 556	4 556	4 556	146 158	29 772	29 782	29 782
6851035	LEAD, UNWROUGHT, NES, ALLOYED							(CLB)
CANADA.....	1 032 342	320 780	311 917	311 917	5 631 890	1 909 799	1 860 115	1 860 115
BRAZIL.....	-	-	-	-	4 000	5 500	5 500	5 500
DENMARK.....	-	-	-	-	358 722	223 470	223 470	238 867
U KING.....	-	-	-	-	714 085	445 656	445 879	489 637
NETHLDs.....	-	-	-	-	30 151	173 840	173 170	177 037
BELGIUM.....	-	-	-	-	3 353 358	897 107	897 107	1 001 067
W GERM.....	-	-	-	-	113 988	286 600	286 600	293 918
THAILND.....	-	-	-	-	722 121	1 342 416	1 342 416	1 397 673
JAPAN.....	-	-	-	-	77 271	111 494	111 494	116 193
TOTAL.....	1 032 342	320 780	311 917	311 917	11 005 586	5 397 082	5 345 751	5 580 007
6851045	LEAD, UNWROUGHT, NES, UNALLOYED							(CLB)
CANADA.....	3 754 266	823 566	842 903	842 903	23 909 658	5 267 640	5 423 374	5 423 374
MEXICO.....	3 540 201	729 566	829 412	829 412	22 978 186	4 686 018	5 471 110	5 471 110
PERU.....	-	-	-	-	21 631 309	5 242 627	5 240 667	5 657 407
DENMARK.....	88 137	47 263	47 269	52 941	220 524	103 039	103 172	119 635
U KING.....	76 046	44 629	44 629	50 685	681 386	524 766	522 034	570 149
NETHLDs.....	-	-	-	-	368 672	329 067	326 419	342 719
BELGIUM.....	-	-	-	-	191 562	81 287	81 287	89 838
FRANCE.....	-	-	-	-	58 967	28 806	28 806	31 084
W GERM.....	3 545	5 540	5 540	5 764	42 435	94 403	93 461	102 814
SPAIN.....	-	-	-	-	135 155	75 801	75 801	78 541
CHINA M.....	-	-	-	-	55 512	111 271	111 271	112 988
TOTAL.....	7 462 195	1 650 564	1 769 753	1 781 705	70 273 366	16 544 725	17 477 402	17 999 659
6852100	LEAD BARS, RODS, ANGLES, SHAPES, SECTIONS, AND WIRE							(LB)
W GERM.....	-	-	-	-	10 670	17 051	17 051	17 549
OTH CTY.....	900	1 751	1 851	1 851	2 691	5 233	5 338	5 628
TOTAL.....	900	1 751	1 851	1 851	13 361	22 284	22 389	23 177
6852200	LEAD PLATES, SHEETS, AND STRIPS							(LB)
OTH CTY.....	-	-	-	-	5 825	2 017	2 064	2 064
TOTAL.....	-	-	-	-	5 825	2 017	2 064	2 064

Table 2. Schedule A Commodity by Country of Origin,
Customs Value, F.a.s. and C.i.f.—Continued

(For information on coverage, definitions of Customs, f.a.s., and c.i.f. values, see Explanation of Statistics. Shipments valued less than \$251 are shown only under Schedule A commodity number 990.0000 and excluded from all other commodities. OTH CTY represents total for countries averaging under \$1,000 per month based on Customs Value)

Country of origin	Schedule A commodity number, description and unit of quantity							
	Current month				Cumulative, January to date			
	Net quantity	Value (dollars)			Net quantity	Value (dollars)		
Customs		F.a.s.	C.i.f.	Customs		F.a.s.	C.i.f.	
6852300	LEAD FOIL, POWDER, AND FLAKES							(LB)
OTH CTY.....	-	-	-	-	7	511	511	561
TOTAL.....	-	-	-	-	7	511	511	561
6861020	ZINC, UNWROUGHT, NOT ALLOYED							(LB)
CANADA.....	24 600 801	8 759 631	8 911 439	8 911 439	127 830 515	46 299 563	47 049 150	47 049 151
MEXICO.....	2 100 863	796 987	830 577	830 577	11 957 017	4 713 218	4 844 386	4 844 386
PERU.....	-	-	-	-	6 643 367	2 631 421	2 631 421	2 766 590
FINLAND.....	-	-	-	-	6 160 997	2 401 922	2 386 894	2 484 218
U KING.....	-	-	-	-	900 474	353 012	353 012	383 558
BELGIUM.....	633 631	390 566	390 566	404 572	18 563 422	8 927 339	8 926 804	9 395 552
W GERM.....	-	-	-	-	4 315 848	1 733 869	1 733 869	1 871 840
YUGOSLV.....	-	-	-	-	110 782	45 088	45 088	48 278
JAPAN.....	-	-	-	-	13 798 067	5 496 786	5 503 956	5 865 179
AUSTRAL.....	1 457 104	535 148	546 791	583 770	13 522 653	5 303 821	5 315 464	5 654 188
LIBERIA.....	-	-	-	-	7 202 428	2 501 924	2 501 924	2 844 959
ZAIRE.....	13 470	4 627	4 627	5 321	7 180 581	2 392 025	2 392 025	2 717 542
REP SAF.....	1 027 353	416 590	416 590	434 968	3 029 908	1 241 847	1 241 847	1 299 879
TOTAL.....	29 833 222	10 903 549	11 100 590	11 170 647	221 216 059	84 041 835	84 925 840	87 225 320
6861040	ZINC, UNWROUGHT, ALLOYED							(LB)
CANADA.....	-	-	-	-	17 614	6 127	6 529	6 529
POLAND.....	-	-	-	-	84 962	34 533	34 533	37 284
JAPAN.....	-	-	-	-	110 200	51 001	51 001	51 460
TOTAL.....	-	-	-	-	212 776	91 661	92 063	95 273
6862100	ZINC BARS, ANGLES, SHAPES, SECTIONS, AND WIRE							(LB)
CANADA.....	3 505	5 598	5 673	5 793	4 147	6 490	6 560	6 828
U KING.....	-	-	-	-	38 019	20 160	20 160	21 608
W GERM.....	-	-	-	-	12 185	15 080	15 080	16 341
OTH CTY.....	-	-	-	-	6 000	3 420	3 420	4 112
TOTAL.....	3 505	5 598	5 673	5 793	60 351	45 150	45 220	48 889
6862200	ZINC PLATES, SHEETS, STRIP, FOIL, POWDERS AND FLAKES							(LB)
CANADA.....	376 265	156 216	158 286	158 313	1 613 290	1 030 590	1 046 759	1 047 077
MEXICO.....	45 000	23 351	23 396	23 396	678 535	373 621	375 377	375 572
NORWAY.....	-	-	-	-	87 964	39 269	39 269	43 045
U KING.....	-	-	-	-	110 538	65 228	65 228	70 691
BELGIUM.....	-	-	-	-	725 428	392 937	394 762	427 773
FRANCE.....	-	-	-	-	171 546	98 670	98 670	108 354
W GERM.....	-	-	-	-	159 419	108 688	108 688	116 939
POLAND.....	-	-	-	-	13 200	5 453	5 453	5 988
SPAIN.....	286 598	144 119	144 119	154 574	677 083	376 499	376 499	401 486
KOR REP.....	-	-	-	-	44 092	19 249	19 249	21 316
CHINA T.....	-	-	-	-	5 050	17 415	17 415	21 733
JAPAN.....	-	-	-	-	1 083 010	546 597	541 904	614 783
REP SAF.....	-	-	-	-	77 161	48 713	48 713	49 583
OTH CTY.....	-	-	-	-	275	2 261	2 261	2 352
TOTAL.....	707 863	323 686	325 801	336 283	5 446 591	3 125 190	3 140 247	3 306 692
6862300	ZINC PIPES, TUBES, BLANKS, AND FITTINGS							(LB)
OTH CTY.....	-	-	-	-	335	482	507	507
TOTAL.....	-	-	-	-	335	482	507	507
6871020	TIN, UNWROUGHT, NOT ALLOYED							(LB)
CANADA.....	15	292	292	292	959	7 959	7 962	7 962
PERU.....	-	-	-	-	320 398	1 519 714	1 519 714	1 537 727
BOLIVIA.....	-	-	-	-	330 649	1 184 850	1 184 850	1 199 378
BRAZIL.....	100 000	324 732	324 732	330 250	324 251	1 044 545	1 044 585	1 060 970
U KING.....	73 131	242 151	242 151	246 855	327 571	1 082 797	1 082 838	1 101 565
W GERM.....	-	-	-	-	33 069	111 139	111 139	112 975
SWITZLD.....	44 800	179 280	179 280	181 363	44 800	179 280	179 280	181 363
THAILND.....	1 008 079	3 234 421	3 234 421	3 297 689	5 712 450	18 323 445	18 323 445	18 679 952
MALAYSIA.....	3 740 876	13 557 373	13 557 373	13 751 940	29 072 165	101 493 922	101 495 319	102 922 758
SINGAPR.....	-	-	-	-	44 800	327 297	327 297	330 364
INDNSIA.....	280 000	930 936	930 936	948 879	2 777 335	8 716 547	8 716 547	8 837 877
CHINA M.....	-	-	-	-	8 640 745	22 437 407	22 437 407	22 702 507
HG KONG.....	-	-	-	-	440 852	169 551	169 551	172 621
JAPAN.....	-	-	-	-	67 196	202 736	202 736	207 000
AUSTRAL.....	-	-	-	-	319 227	999 018	999 018	1 014 276
NIGERIA.....	-	-	-	-	89 593	329 926	329 926	333 703
TOTAL.....	5 246 901	18 469 185	18 469 185	18 757 268	48 546 060	158 130 133	158 131 614	160 402 998
6871040	TIN, UNWROUGHT, ALLOYED							(LB)
MEXICO.....	-	-	-	-	1 545	10 061	10 173	10 173
DENMARK.....	-	-	-	-	4 500	17 644	17 644	17 922
U KING.....	39 866	133 551	133 571	136 012	669 737	1 392 030	1 392 248	1 426 095
MALAYSIA.....	-	-	-	-	33 600	107 782	107 782	109 345
OTH CTY.....	-	-	-	-	220	648	648	818
TOTAL.....	39 866	133 551	133 571	136 012	709 602	1 528 165	1 528 495	1 564 353

Table 2. Schedule A Commodity by Country of Origin, Customs Value, F.a.s. and C.i.f.—Continued

(For information on coverage, definitions of Customs, f.a.s., and c.i.f. values, see Explanation of Statistics. Shipments valued less than \$251 are shown only under Schedule A commodity number 990.0000 and excluded from all other commodities. OTH CTY represents total for countries averaging under \$1,000 per month based on Customs Value)

Country of origin	Schedule A commodity number, description and unit of quantity							
	Current month				Cumulative, January to date			
	Net quantity	Value (dollars)			Net quantity	Value (dollars)		
Customs		F.a.s.	C.i.f.	Customs		F.a.s.	C.i.f.	
6872000	TIN, WROUGHT, INCLUDING ALLOYED							(LB)
CANADA.....	7	271	271	271	57 098	11 824	12 152	13 123
U KING.....	-	-	-	-	42 771	53 530	29 578	32 092
FRANCE.....	-	-	-	-	2 778	7 189	7 189	7 409
W GERM.....	55	776	776	795	3 039	7 296	7 296	8 091
OTH CTY.....	-	-	-	-	2 555	5 051	5 051	5 339
TOTAL.....	62	1 047	1 047	1 066	108 241	84 890	61 266	66 054
6880000	URANIUM AND THORIUM METAL, INCLUDING WASTE AND SCRAP							(LB)
OTH CTY.....	-	-	-	-	100	1 900	1 927	1 927
TOTAL.....	-	-	-	-	100	1 900	1 927	1 927
6893300	BERYLLIUM, UNWROUGHT, WASTE AND SCRAP, AND WROUGHT, INCLUDING ALLOYED							(LB)
FRANCE.....	-	-	-	-	2 200	105 494	105 577	107 102
USSR.....	-	-	-	-	22 046	59 190	59 190	60 247
TOTAL.....	-	-	-	-	24 246	164 684	164 767	167 349
6893400	MAGNESIUM, UNWROUGHT AND WROUGHT, INCLUDING ALLOYED, EXCEPT WASTE AND SCRAP							(CLB)
CANADA.....	-	-	-	-	2 327 954	1 868 684	1 876 773	1 876 825
NORWAY.....	-	-	-	-	50 051	51 409	51 409	53 192
U KING.....	12 237	19 217	17 974	18 872	341 646	389 227	353 733	406 019
NETHLDs.....	-	-	-	-	3 978	16 313	16 313	18 302
W GERM.....	-	-	-	-	70 679	17 036	17 036	20 553
JAPAN.....	2 355 001	2 055 357	2 055 357	2 140 596	3 104 565	2 718 227	2 718 227	2 839 929
TOTAL.....	2 367 238	2 074 574	2 073 331	2 159 468	5 898 873	5 060 896	5 033 491	5 214 820
6894100	TUNGSTEN, UNWROUGHT, WASTE AND SCRAP, AND WROUGHT, INCLUDING ALLOYED							(CLB)
CANADA.....	693	9 266	9 266	9 278	1 311	12 562	12 562	12 574
BRAZIL.....	-	-	-	-	26	5 517	5 517	5 647
SWEDEN.....	74	2 905	2 905	2 939	4 011	57 113	57 113	58 015
NETHLDs.....	7	3 109	3 109	3 135	443	27 020	27 020	27 164
BELGIUM.....	-	-	-	-	992	23 699	23 699	23 980
FRANCE.....	-	-	-	-	23 433	83 092	83 092	85 590
W GERM.....	16 913	183 594	179 781	181 199	53 209	494 453	484 915	490 857
AUSTRIA.....	250	8 056	8 056	8 283	1 550	41 273	41 263	42 921
JAPAN.....	401	84 822	84 822	85 988	4 866	583 516	583 279	591 277
OTH CTY.....	16	481	481	500	118	5 071	5 071	5 384
TOTAL.....	18 354	292 233	288 420	291 322	89 959	1 331 316	1 323 531	1 343 359
6894200	MOLYBDENUM, UNWROUGHT AND WROUGHT, AND WASTE AND SCRAP							(LB)
SWEDEN.....	40	761	761	859	6 382	70 811	70 602	73 334
AUSTRIA.....	2 275	24 533	24 533	26 346	11 929	111 838	111 838	121 147
OTH CTY.....	-	-	-	-	78	3 554	3 554	3 760
TOTAL.....	2 315	25 294	25 294	27 205	18 389	186 203	165 994	198 241
6894300	TANTALUM, UNWROUGHT AND WROUGHT, AND WASTE AND SCRAP							(LB)
MEXICO.....	1 321	4 293	4 293	4 293	16 119	41 886	41 886	36 783
U KING.....	-	-	-	-	10 821	56 733	56 733	58 017
NETHLDs.....	-	-	-	-	2 588	17 498	17 498	17 910
BELGIUM.....	-	-	-	-	730	28 731	27 719	28 779
FRANCE.....	-	-	-	-	9 676	35 980	35 960	36 870
W GERM.....	40	866	866	957	28 574	276 308	276 940	280 714
ITALY.....	1 429	18 993	18 993	19 550	1 429	18 993	18 993	19 550
JAPAN.....	-	-	-	-	6 988	76 282	76 282	77 487
OTH CTY.....	-	-	-	-	27	400	400	434
TOTAL.....	2 790	24 152	24 152	24 800	76 952	552 811	552 431	556 544
6895005	TITANIUM, UNWROUGHT AND WASTE AND SCRAP							(LB)
CANADA.....	18 518	24 471	24 559	24 559	140 214	149 731	150 769	150 769
SWEDEN.....	-	-	-	-	7 513	11 382	11 382	11 789
U KING.....	60 855	66 532	66 532	70 589	668 132	919 894	919 894	961 505
NETHLDs.....	-	-	-	-	16 550	15 432	15 432	16 515
FRANCE.....	-	-	-	-	42 719	51 212	51 212	53 554
W GERM.....	-	-	-	-	89 340	143 398	143 398	149 499
USSR.....	302 925	350 948	350 948	369 815	2 819 745	3 137 881	3 137 880	3 269 945
JAPAN.....	237 682	462 124	464 216	479 694	3 042 613	5 536 655	5 520 471	5 754 151
OTH CTY.....	-	-	-	-	620	310	310	310
TOTAL.....	619 980	904 075	906 255	944 657	6 827 446	9 965 895	9 950 748	10 368 037
6895015	TITANIUM, WROUGHT							(LB)
CANADA.....	61 473	314 778	315 472	79 874	240 799	1 264 137	1 268 106	1 033 382
U KING.....	104	7 486	7 486	7 715	4 078	53 637	53 637	54 450
W GERM.....	-	-	-	-	1 300	15 023	15 023	15 470
JAPAN.....	-	-	-	-	22 073	97 602	95 292	111 692
OTH CTY.....	-	-	-	-	144	789	789	1 021
TOTAL.....	61 577	322 264	322 958	87 589	268 394	1 431 188	1 432 847	1 216 015
6895020	ANTIMONY, UNWROUGHT AND WASTE AND SCRAP, INCLUDING ALLOYED							(LB)
CANADA.....	12	1 509	1 510	1 510	10 228	13 519	13 350	13 350
MEXICO.....	108 819	141 778	142 159	142 159	262 332	412 354	413 098	413 098

Table 2. Schedule A Commodity by Country of Origin,
Customs Value, F.a.s. and C.i.f.—Continued

(For information on coverage, definitions of Customs, f.a.s., and c.i.f. values, see Explanation of Statistics. Shipments valued less than \$251 are shown only under Schedule A commodity number 990.0000 and excluded from all other commodities. OTH CTY represents total for countries averaging under \$1,000 per month based on Customs Value)

Country of origin	Schedule A commodity number, description and unit of quantity							
	Current month				Cumulative, January to date			
	Net quantity	Value (dollars)			Net quantity	Value (dollars)		
Customs		F.a.s.	C.i.f.	Customs		F.a.s.	C.i.f.	
U KING.....	90 587	47 127	47 127	50 781	300 558	452 376	452 376	466 391
NETHLDs.....	-	-	-	-	43 583	88 093	88 011	90 870
BELGIUM.....	22 046	28 850	28 850	29 282	147 069	188 076	188 076	194 047
W GERM.....	67	3 144	3 145	3 321	232	13 578	13 579	13 998
CZECHO.....	-	-	-	-	84 855	142 702	142 702	146 661
ITALY.....	68 929	105 764	105 764	110 196	289 286	475 788	475 894	497 716
YUGOSLV.....	44 092	62 120	62 120	64 375	44 092	62 120	62 120	64 375
TURKEY.....	-	-	-	-	44 092	5 037	5 037	6 892
THAILND.....	-	-	-	-	48 388	13 623	13 623	14 024
CHINA M.....	154 322	227 726	227 438	237 840	347 781	585 467	585 179	604 324
CHINA T.....	-	-	-	-	22 046	37 671	37 671	38 879
JAPAN.....	22 000	29 645	29 645	31 000	88 138	102 389	102 389	107 989
TOTAL.....	510 874	647 663	647 758	670 464	1 732 680	2 592 793	2 593 105	2 672 614
6895030	BISMUTH, UNWROUGHT AND WASTE AND SCRAP, INCLUDING ALLOYED							
CANADA.....	-	-	-	-	-	231 603	231 651	231 651
MEXICO.....	-	65 039	81 718	81 718	-	708 219	769 934	769 934
PERU.....	-	-	-	-	-	653 573	653 573	659 756
U KING.....	-	83 452	83 452	84 780	-	1 120 838	1 120 838	1 137 891
BELGIUM.....	-	37 641	37 641	38 441	-	137 601	137 601	140 779
W GERM.....	-	82 650	82 650	83 022	-	294 279	293 954	297 778
YUGOSLV.....	-	131 568	131 568	134 110	-	213 110	213 110	217 015
KOR REP.....	-	-	-	-	-	46 595	46 595	47 122
JAPAN.....	-	87 845	87 845	89 204	-	793 339	793 339	805 010
OTH CTY.....	-	-	-	-	-	266	266	316
TOTAL.....	-	488 195	504 874	511 275	-	4 199 423	4 260 861	4 307 252
6895040	CADMIUM, UNWROUGHT AND WASTE AND SCRAP, NOT ALLOYED (LB)							
CANADA.....	445	2 002	2 022	2 022	25 502	87 270	87 587	87 587
MEXICO.....	5 485	17 086	17 717	17 717	282 977	991 569	1 001 484	1 011 882
PERU.....	33 069	95 900	95 900	100 039	179 744	460 502	460 528	477 162
U KING.....	-	-	-	-	81 125	205 962	205 962	209 867
NETHLDs.....	11 072	28 660	28 660	29 914	11 072	28 660	28 660	29 914
BELGIUM.....	89 731	331 532	331 532	337 949	449 703	1 598 652	1 598 652	1 637 825
FRANCE.....	-	-	-	-	76 253	226 522	224 884	233 093
W GERM.....	2 272	6 131	6 131	6 250	90 509	269 090	268 990	276 831
AUSTRIA.....	-	-	-	-	10 983	34 799	34 799	36 245
POLAND.....	-	-	-	-	33 069	88 848	88 848	92 593
SPAIN.....	-	-	-	-	6 543	20 939	20 939	21 398
YUGOSLV.....	33 810	86 914	86 914	90 081	154 735	405 501	405 501	422 333
KOR REP.....	-	-	-	-	53 570	148 123	148 123	150 945
AUSTRAL.....	8 819	34 853	34 853	35 276	107 965	401 647	403 326	410 997
CO BRAZ.....	-	-	-	-	33 070	103 456	103 456	107 480
ZAIRE.....	-	-	-	-	169 757	443 266	443 266	461 879
OTH CTY.....	-	-	-	-	1	568	568	577
TOTAL.....	184 703	603 078	603 729	619 248	1 766 578	5 515 374	5 525 573	5 668 608
6895050	CHROMIUM, UNWROUGHT AND WASTE AND SCRAP, NOT ALLOYED (LB)							
U KING.....	150 540	220 454	221 788	226 437	989 038	1 829 392	1 771 966	1 816 763
FRANCE.....	-	-	-	-	58 056	131 605	133 630	137 235
JAPAN.....	199 138	420 810	420 420	432 223	807 339	1 646 771	1 643 613	1 690 020
OTH CTY.....	874	3 555	3 555	4 173	4 053	11 165	11 192	12 528
TOTAL.....	350 552	644 819	645 763	662 833	1 858 486	3 618 933	3 560 401	3 656 546
6895060	COBALT, UNWROUGHT AND WASTE AND SCRAP, NOT ALLOYED (LB)							
CANADA.....	23 313	78 676	78 867	78 867	167 562	631 568	632 501	632 525
NORWAY.....	11 023	39 683	39 700	39 700	379 751	1 464 577	1 465 594	1 465 594
FINLAND.....	15 400	63 440	63 837	63 837	192 258	783 764	784 170	785 220
U KING.....	8 415	16 034	16 034	16 555	49 605	75 198	75 198	78 289
BELGIUM.....	45 480	287 710	287 710	291 587	531 802	3 192 381	3 192 381	3 233 556
FRANCE.....	5 814	13 321	13 321	13 716	19 382	107 370	107 370	110 251
W GERM.....	-	-	-	-	37 888	95 648	95 648	98 038
AUSTRAL.....	-	-	-	-	4 133	8 875	8 875	9 300
OTH CTY.....	-	-	-	-	3 197	4 246	4 246	4 451
TOTAL.....	109 445	498 864	499 469	504 262	1 385 578	6 363 627	6 365 983	6 417 224
6895070	MANGANESE, UNWROUGHT AND WASTE AND SCRAP, NOT ALLOYED (LB)							
CANADA.....	-	-	-	-	282 640	89 904	89 904	89 904
NORWAY.....	-	-	-	-	54 012 700	852 540	852 540	1 155 037
U KING.....	-	-	-	-	238 097	182 176	182 176	194 901
JAPAN.....	99 207	78 829	78 829	83 419	1 452 633	1 049 278	1 050 177	1 120 766
MOZAMBO.....	119 048	34 345	34 345	41 965	119 048	34 345	34 345	41 965
REP SAF.....	115 776	47 317	47 653	52 140	3 089 118	1 218 619	1 219 117	1 373 877
TOTAL.....	334 031	160 491	160 827	177 524	59 194 236	3 426 862	3 428 259	3 976 450
6895080	BASE METALS NES, UNWROUGHT, WASTE AND SCRAP, AND WROUGHT, INCLUDING ALLOYED							
CANADA.....	-	47 277	47 826	48 137	-	560 586	566 478	567 175
BARBADO.....	-	-	-	-	-	16 189	16 189	16 311
PERU.....	-	-	-	-	-	54 715	54 715	55 144
SWEDEN.....	-	843	843	863	-	42 894	42 894	45 631
NORWAY.....	-	392 097	392 097	408 469	-	548 668	548 668	577 735
DENMARK.....	-	25 320	25 212	25 584	-	71 317	71 340	72 689
U KING.....	-	49 566	49 548	57 335	-	290 354	290 761	305 894
IRELAND.....	-	-	-	-	-	8 036	8 036	8 709

Table 2. Schedule A Commodity by Country of Origin,
Customs Value, F.a.s. and C.i.f.—Continued

(For information on coverage, definitions of Customs, f.a.s., and c.i.f. values, see Explanation of Statistics. Shipments valued less than \$251 are shown only under Schedule A commodity number 990.0000 and excluded from all other commodities. OTH CTY represents total for countries averaging under \$1,000 per month based on Customs Value)

Country of origin	Schedule A commodity number, description and unit of quantity							
	Current month				Cumulative, January to date			
	Net quantity	Value (dollars)			Net quantity	Value (dollars)		
Customs		F.a.s.	C.i.f.	Customs		F.a.s.	C.i.f.	
NETHLDS.....	-	419	419	725	-	27 918	27 918	28 832
BELGIUM.....	-	49 957	50 098	50 319	-	209 197	210 230	211 468
FRANCE.....	-	397 139	388 330	407 108	-	2 052 750	2 033 047	2 152 595
W GERM.....	-	173 618	167 591	177 604	-	1 122 226	1 100 460	1 150 313
AUSTRIA.....	-	1 058	1 058	1 152	-	17 745	17 745	18 502
CZECHO.....	-	-	-	-	-	107 762	107 762	120 093
SWITZLD.....	-	138 707	138 707	139 759	-	895 666	895 666	904 963
USSR.....	-	44 905	44 905	45 577	-	98 348	98 348	100 042
ITALY.....	-	8 778	8 840	9 293	-	82 777	83 029	86 501
BULGAR.....	-	16 810	16 810	17 085	-	16 810	16 810	17 085
THAILND.....	-	6 517	6 517	7 653	-	6 517	6 517	7 653
HG KONG.....	-	791	807	903	-	20 449	20 838	23 320
CHINA T.....	-	-	-	-	-	24 224	24 224	26 645
JAPAN.....	-	202 220	199 929	204 014	-	1 127 899	1 115 241	1 142 642
REP SAF.....	-	-	-	-	-	27 331	29 143	32 988
OTH CTY.....	-	3 680	3 713	3 862	-	10 869	11 305	11 986
TOTAL.....	-	1 559 702	1 543 250	1 605 442	-	7 441 247	7 397 366	7 684 916
6911000	POSTS, BEAMS, GIRDERS, AND SIMILAR STRUCTURAL UNITS OF IRON OR STEEL (LB)							
CANADA.....	1 882 526	919 854	942 300	947 370	6 242 835	3 105 722	3 171 192	3 195 582
MEXICO.....	121 670	15 400	15 700	15 700	718 283	125 119	126 469	126 469
U KING.....	197 324	114 045	114 051	123 867	2 773 988	930 845	930 849	1 050 374
W GERM.....	37 890	19 609	19 609	20 786	333 961	151 417	151 417	162 854
SWITZLD.....	-	-	-	-	6 826	5 804	5 804	5 974
ITALY.....	153 683	49 280	49 280	56 849	155 796	51 357	51 448	59 845
JAPAN.....	5 165 736	1 407 847	1 316 212	1 637 259	29 425 496	6 983 092	6 747 907	8 355 524
AUSTRAL.....	-	-	-	-	2 524 868	630 938	630 938	702 014
OTH CTY.....	816	363	363	483	9 520	1 995	1 995	3 671
TOTAL.....	7 559 645	2 526 398	2 457 515	2 802 314	42 191 573	11 986 289	11 818 019	13 662 307
6914000	STRUCTURES AND PARTS OF STRUCTURES, NES (LB)							
CANADA.....	2 303 486	1 763 037	1 791 553	1 791 523	9 880 341	5 209 472	6 478 290	6 488 493
MEXICO.....	76 482	53 104	53 106	53 106	122 935	80 271	80 352	80 352
U KING.....	93 433	43 879	43 879	51 592	445 421	225 607	261 283	297 252
NETHLDS.....	25 000	15 361	15 361	17 544	457 904	204 813	204 813	234 776
FRANCE.....	327 617	354 446	354 446	367 129	347 260	364 886	365 151	378 631
W GERM.....	1 221	3 159	3 159	3 409	10 003	16 152	15 892	16 651
SWITZLD.....	-	-	-	-	1 391	6 026	6 026	6 294
SPAIN.....	-	-	-	-	568 831	251 904	251 904	271 866
ITALY.....	-	-	-	-	13 605	22 103	22 103	24 199
JAPAN.....	4 307	2 287	2 287	2 639	139 803	19 902	19 823	25 094
OTH CTY.....	-	-	-	-	2 908	4 593	4 519	6 046
TOTAL.....	2 831 546	2 235 273	2 263 791	2 286 942	11 990 402	7 405 729	7 710 156	7 829 654
6921000	TANKS, VATS, AND OTHER CONTAINERS OF METAL OVER 75 GALLON CAPACITY, NES (NO)							
CANADA.....	105	449 956	462 666	462 701	454	1 422 072	1 460 208	1 477 337
MEXICO.....	-	-	-	-	1	6 425	6 425	6 425
BELIZE.....	706	5 295	5 295	5 905	706	5 295	5 295	5 905
NORWAY.....	-	-	-	-	66	6 245	6 245	7 611
U KING.....	-	-	-	-	126	215 290	213 424	253 661
FRANCE.....	3	21 167	21 167	23 001	24	177 157	177 147	196 800
W GERM.....	-	-	-	-	3	29 238	29 238	34 515
SWITZLD.....	-	-	-	-	204	13 008	13 008	14 466
CHINA T.....	-	-	-	-	3	16 960	16 960	19 792
JAPAN.....	-	-	-	-	2	289 202	289 202	367 206
OTH CTY.....	-	-	-	-	5	5 268	5 268	10 162
TOTAL.....	814	476 418	489 128	491 607	1 594	2 186 160	2 222 420	2 393 880
6922000	DRUMS, FLASKS, COLLAPSIBLE TUBES, & OTHER CONTAINERS OF METAL, USED FOR TRANSPORT							
CANADA.....	-	1 104 917	1 120 889	1 122 987	-	4 586 671	4 664 948	4 672 326
MEXICO.....	-	60 851	61 835	61 977	-	644 425	655 093	656 480
SALVADR.....	-	1 440	1 440	1 980	-	12 960	12 960	17 062
C RICA.....	-	-	-	-	-	45 250	45 250	51 671
JAMAICA.....	-	-	-	-	-	5 169	5 169	6 167
DOM REP.....	-	-	-	-	-	12 180	12 180	13 721
VENEZ.....	-	-	-	-	-	8 450	8 450	9 668
BRAZIL.....	-	61 136	61 296	70 315	-	501 973	502 248	615 456
ARGENT.....	-	15 993	15 993	18 731	-	109 792	109 802	127 982
SWEDEN.....	-	1 476	1 476	1 737	-	27 434	27 479	30 485
NORWAY.....	-	5 075	5 076	5 440	-	16 327	16 329	17 194
DENMARK.....	-	11 522	11 522	12 914	-	57 920	57 921	63 139
U KING.....	-	87 332	87 317	97 949	-	528 611	528 244	589 431
NETHLDS.....	-	5 530	5 530	7 762	-	97 477	97 477	120 980
BELGIUM.....	-	3 444	3 444	3 534	-	93 644	93 643	96 199
FRANCE.....	-	115 079	115 475	124 348	-	537 342	539 340	581 166
W GERM.....	-	104 955	104 837	113 862	-	725 751	723 682	780 969
AUSTRIA.....	-	544	544	664	-	22 755	22 755	23 692
SWITZLD.....	-	62 351	64 272	73 039	-	285 686	287 402	312 395
POLAND.....	-	270	270	273	-	15 883	15 371	16 949
USSR.....	-	-	-	-	-	7 386	7 386	8 103
SPAIN.....	-	50 051	50 051	55 023	-	220 195	220 057	243 322
PORTUGL.....	-	3 427	3 427	3 668	-	6 990	6 980	7 578
ITALY.....	-	40 046	40 046	44 214	-	221 140	221 140	243 133
CHINA M.....	-	637	637	685	-	18 720	18 720	20 852
HG KONG.....	-	34 391	34 391	40 140	-	148 214	148 078	157 272
CHINA T.....	-	-	-	-	-	23 569	23 569	26 016

Table 2. Schedule A Commodity by Country of Origin,
Customs Value, F.a.s. and C.i.f.—Continued

(For information on coverage, definitions of Customs, f.a.s., and c.i.f. values, see Explanation of Statistics. Shipments valued less than \$251 are shown only under Schedule A commodity number 990.0000 and excluded from all other commodities. OTH CTY represents total for countries averaging under \$1,000 per month based on Customs Value)

Country of origin	Schedule A commodity number, description and unit of quantity							
	Current month			Cumulative, January to date				
	Net quantity	Value (dollars)			Net quantity	Value (dollars)		
Customs		F.a.s.	C.i.f.	Customs		F.a.s.	C.i.f.	
JAPAN.....	-	169 401	169 401	175 571	-	722 428	730 703	780 905
AUSTRAL.....	-	4 266	4 208	4 794	-	72 850	72 781	82 643
ALGERIA.....	-	-	-	-	-	5 459	5 459	5 820
TUNISIA.....	-	-	-	-	-	6 656	6 656	7 026
REP SAF.....	-	16 723	16 723	20 011	-	45 079	45 078	51 216
OTH CTY.....	-	4 503	4 503	4 857	-	48 164	48 028	54 525
TOTAL.....	-	1 965 360	1 984 603	2 066 475	-	9 882 550	9 980 378	10 491 543
6923000	COMPRESSED GAS CYLINDERS OF IRON, STEEL, OR ALUMINUM						(NO)	
CANADA.....	7	1 080	1 299	1 299	1 400	17 797	18 891	18 891
MEXICO.....	3 262	75 782	75 782	75 782	6 518	300 924	300 924	300 924
VENEZ.....	-	-	-	-	5 050	96 157	96 157	107 599
SWEDEN.....	155	3 867	3 867	5 356	400	9 978	9 978	12 879
NORWAY.....	-	-	-	-	337	6 663	6 663	7 799
U KING.....	626	167 070	151 052	187 630	1 365	256 319	239 433	287 688
FRANCE.....	3	874	878	881	126	11 125	8 310	9 396
JAPAN.....	99 602	13 542	13 542	14 006	300 323	290 530	290 530	368 251
OTH CTY.....	3	545	545	818	2 638	12 888	12 888	14 292
TOTAL.....	103 658	262 760	246 965	285 772	318 157	1 002 381	983 774	1 127 719
6931120	WIRE STRAND OF STEEL, NOT FITTED AND NOT COVERED						(LB)	
CANADA.....	13 595	4 971	5 011	5 011	439 763	154 276	155 925	157 007
MEXICO.....	152 898	48 548	49 731	49 731	152 898	48 548	49 731	49 731
COLOMB.....	-	-	-	-	349 574	133 046	121 065	132 917
BRAZIL.....	87 496	28 173	28 173	31 434	1 199 484	386 636	392 580	436 464
NORWAY.....	-	-	-	-	19 024	9 194	9 194	9 976
U KING.....	237 527	75 127	79 565	81 556	378 274	142 064	146 502	154 631
IRELAND.....	74 981	59 807	59 807	64 724	262 633	210 039	210 039	222 884
NETHLD.....	-	-	-	-	362 115	232 591	232 208	244 760
BELGIUM.....	1 709 533	1 346 379	1 337 191	1 271 756	5 448 370	3 871 887	3 834 488	3 940 497
FRANCE.....	1 076 395	913 226	919 365	954 256	3 970 596	3 144 190	3 150 329	3 267 286
W GERM.....	909 356	428 549	406 134	436 225	3 804 866	1 691 311	1 668 079	1 811 787
SPAIN.....	-	-	-	-	183 403	69 070	69 070	75 514
INDIA.....	60 153	12 040	12 040	14 138	2 185 696	731 918	731 918	836 803
KOR REP.....	143 519	37 885	37 885	44 268	848 175	257 499	257 218	298 974
HG KONG.....	-	-	-	-	457 318	149 903	149 903	173 556
CHINA T.....	-	-	-	-	444 221	149 136	149 136	164 958
JAPAN.....	15 825 918	5 721 160	5 410 125	6 212 885	130 339 200	46 166 419	43 130 478	49 903 401
AUSTRAL.....	715 552	225 529	225 529	239 163	2 604 767	924 569	954 576	1 004 720
REP SAF.....	-	-	-	-	2 090 093	525 880	525 880	642 818
OTH CTY.....	22	1 666	1 666	1 692	137	4 916	4 916	5 224
TOTAL.....	21 006 945	8 903 060	8 572 222	9 406 839	155 540 607	59 003 092	55 943 235	63 533 908
6931140	ROPES, CABLES, & CORDAGE OTH THAN STRAND OF IRON OR STEEL, NOT FITTED & NOT COVERED						(LB)	
CANADA.....	631 440	351 642	342 049	348 342	3 793 328	2 645 425	2 670 087	2 687 372
MEXICO.....	52 469	23 662	24 422	24 422	53 308	24 404	25 164	25 564
COLOMB.....	187 923	79 713	79 713	86 449	1 210 078	493 412	493 412	536 822
VENEZ.....	66 000	76 876	76 876	79 955	66 000	76 876	76 876	79 955
SWEDEN.....	-	-	-	-	41 077	67 802	67 802	69 786
NORWAY.....	37 090	25 931	25 931	28 157	215 967	130 280	130 280	140 818
DENMARK.....	10 220	8 582	8 582	9 048	98 669	85 900	85 900	90 387
U KING.....	616 849	379 575	377 369	402 710	2 684 216	1 691 144	1 681 641	1 802 729
IRELAND.....	242 769	239 155	243 744	255 908	766 331	784 759	789 348	824 083
NETHLD.....	244 581	186 825	186 825	196 475	551 571	396 980	396 980	416 600
BELGIUM.....	714 991	607 342	597 649	639 927	2 972 161	2 491 478	2 455 847	2 615 901
FRANCE.....	362 282	291 629	291 989	302 135	1 146 871	926 202	926 662	960 886
W GERM.....	222 885	210 149	210 277	221 463	1 597 862	1 160 788	1 155 628	1 213 716
AUSTRIA.....	-	-	-	-	58 947	31 472	31 472	34 086
SWITZLD.....	65 147	38 467	38 467	42 923	180 045	127 474	123 099	133 070
POLAND.....	89 463	56 598	56 598	59 694	456 968	232 716	232 716	249 433
SPAIN.....	143 240	93 352	93 352	99 245	1 454 669	976 356	977 311	1 043 311
ITALY.....	236 283	160 881	160 881	172 092	1 218 715	698 208	698 208	757 696
GREECE.....	-	-	-	-	25 166	10 100	10 100	12 422
INDIA.....	182 402	77 264	77 264	85 363	4 063 172	1 829 536	1 819 221	2 036 486
LAOS.....	-	-	-	-	110 354	46 030	46 030	50 845
KOR REP.....	2 120 999	823 977	826 354	916 487	16 737 324	7 479 561	7 468 821	8 216 101
HG KONG.....	-	-	-	-	866 827	287 029	275 233	309 442
CHINA T.....	81 246	58 723	58 723	60 930	442 730	325 212	325 212	338 405
JAPAN.....	5 642 810	2 717 322	2 646 243	2 966 219	29 887 921	15 814 240	15 277 260	17 111 101
OTH CTY.....	740	2 510	2 510	2 602	1 613	4 339	4 339	4 502
TOTAL.....	11 951 829	6 510 175	6 425 818	7 000 546	70 701 889	38 837 723	38 244 649	41 761 519
6931160	STRANDS, ROPES, CABLE, & CORDAGE OF WIRE, COVERED, NOT FITTED OR MADE INTO ARTICLES						(LB)	
CANADA.....	113 521	136 094	138 580	138 721	376 332	420 360	427 495	436 661
N ANTIL.....	-	-	-	-	3 876	40 611	40 611	41 951
BRAZIL.....	4 542	7 694	7 684	8 154	18 460	27 900	27 833	29 749
SWEDEN.....	5 336	19 068	19 068	20 372	13 429	50 039	49 884	53 274
NORWAY.....	-	-	-	-	1 447	5 118	5 118	5 330
U KING.....	11 077	30 444	30 384	31 571	152 995	257 624	256 836	265 154
IRELAND.....	2 284	2 225	2 225	2 336	36 969	36 453	36 453	53 312
NETHLD.....	-	-	-	-	2 527	11 277	11 277	11 657
BELGIUM.....	1 343	2 536	2 535	2 631	41 382	30 523	30 137	31 971
FRANCE.....	2 364	10 478	10 275	10 902	33 298	88 914	88 380	94 093
W GERM.....	118 697	142 280	141 781	148 952	476 999	564 050	558 945	590 141
AUSTRIA.....	984	1 802	1 798	1 864	10 693	15 938	15 936	16 569
SWITZLD.....	294	3 999	3 999	4 076	3 114	10 834	10 834	11 730

Table 2. Schedule A Commodity by Country of Origin, Customs Value, F.a.s. and C.i.f.—Continued

(For information on coverage, definitions of Customs, f.a.s., and c.i.f. values, see Explanation of Statistics. Shipments valued less than \$251 are shown only under Schedule A commodity number 990.0000 and excluded from all other commodities. OTH CTY represents total for countries averaging under \$1,000 per month based on Customs Value)

Country of origin	Schedule A commodity number, description and unit of quantity							
	Current month				Cumulative, January to date			
	Net quantity	Value (dollars)			Net quantity	Value (dollars)		
Customs		F.a.s.	C.i.f.	Customs		F.a.s.	C.i.f.	
SPAIN.....	112	251	251	257	13 861	8 018	8 018	8 892
ITALY.....	8 885	23 820	23 739	26 567	50 425	168 654	168 334	186 957
YUGOSLV.....	5 643	9 280	8 280	9 595	5 643	9 280	9 280	9 595
ISRAEL.....	-	-	-	-	5 533	18 979	18 979	19 528
INDIA.....	-	-	-	-	27 026	33 119	33 119	34 409
SINGAPR.....	1 736	5 694	5 694	5 802	43 610	117 301	117 704	119 957
CHINA T.....	10 636	10 502	10 502	11 126	38 417	41 144	41 236	45 314
JAPAN.....	79 542	139 923	139 370	147 583	871 833	1 065 519	1 068 354	1 130 901
OTH CTY.....	217	1 135	1 135	1 354	2 104	6 536	6 524	7 019
TOTAL.....	367 213	547 225	548 300	571 863	2 229 973	3 028 191	3 031 287	3 204 164
6931400	WIRE CABLES, ROPES, PLAITED BANDS, ETC, NOT INSULATED (LB)							
CANADA.....	369 719	351 892	370 937	370 937	895 259	690 622	717 371	717 513
MEXICO.....	1 800	1 830	1 830	1 830	6 564	5 342	5 392	5 512
VENEZ.....	-	-	-	-	10 000	6 275	6 275	6 651
NORWAY.....	-	-	-	-	36 484	23 297	23 297	24 928
U KING.....	41 133	51 465	51 465	53 830	187 888	123 528	123 528	133 686
IRELAND.....	-	-	-	-	514 356	606 281	606 281	632 160
NETHLS.....	-	-	-	-	68 914	102 541	99 541	103 127
BELGIUM.....	284 888	258 044	259 607	269 412	2 606 780	2 171 917	2 140 667	2 259 812
FRANCE.....	470	253	253	788	531 632	349 001	349 001	386 324
W GERM.....	16 298	57 811	58 218	58 599	484 996	579 056	551 853	577 024
AUSTRIA.....	-	-	-	-	40 785	21 881	21 881	24 008
SPAIN.....	17 942	10 217	10 217	11 364	70 536	41 533	41 533	45 777
YUGOSLV.....	-	-	-	-	20 398	10 970	10 970	12 331
INDIA.....	59 419	29 229	29 229	33 426	248 482	85 712	85 712	98 037
KOR REP.....	22 702	11 972	12 045	12 929	481 962	206 484	205 315	226 538
CHINA T.....	-	-	-	-	170 549	118 756	118 756	125 407
JAPAN.....	155 361	79 990	77 789	85 842	4 285 974	2 386 955	2 214 478	2 542 515
REP SAF.....	1 035	4 565	4 565	5 332	59 136	35 527	35 527	41 799
OTH CTY.....	1 009	4 347	4 347	4 912	4 830	11 378	11 378	12 294
TOTAL.....	971 776	861 615	880 502	909 201	10 725 525	7 577 056	7 368 756	7 975 443
6932000	BARBED WIRE (LB)							
CANADA.....	136 954	32 428	32 893	32 728	447 141	106 849	108 533	108 368
ARGENT.....	-	-	-	-	868 853	320 396	320 396	353 161
DENMARK.....	201 785	50 149	50 149	56 468	889 879	218 163	218 163	245 791
NETHLS.....	43 446	15 064	15 064	17 728	60 004	21 202	21 202	24 269
BELGIUM.....	1 905 702	634 644	637 764	692 165	16 455 261	5 621 645	5 622 569	6 081 695
FRANCE.....	-	-	-	-	189 988	154 470	153 560	158 720
AUSTRIA.....	-	-	-	-	54 435	13 630	13 630	15 122
POLAND.....	702 124	133 105	133 105	156 358	3 360 697	834 276	834 339	938 141
YUGOSLV.....	-	-	-	-	40 000	8 791	8 791	10 079
INDIA.....	87 796	17 173	17 173	19 955	1 046 612	219 015	219 140	253 780
KOR REP.....	56 970	9 564	9 564	10 982	2 603 100	618 178	615 835	673 133
HG KONG.....	-	-	-	-	86 108	15 065	15 065	17 099
JAPAN.....	886 394	175 661	170 799	197 180	9 043 647	2 205 463	2 128 620	2 405 920
REP SAF.....	-	-	-	-	555 124	121 159	121 159	148 665
OTH CTY.....	-	-	-	-	31 203	5 278	5 278	6 798
TOTAL.....	4 021 171	1 067 788	1 066 511	1 183 564	35 732 052	10 483 580	10 406 280	11 440 741
6933200	GAUZE, NETTING, GRILL, FENCING, ETC OF COPPER WIRE							
CANADA.....	-	36 579	34 738	36 108	-	296 368	285 178	297 067
ARGENT.....	-	-	-	-	-	28 441	27 143	28 300
SWEDEN.....	-	5 307	5 307	5 585	-	7 304	7 304	7 792
NORWAY.....	-	-	-	-	-	77 950	77 950	78 467
FINLAND.....	-	9 683	9 683	9 904	-	9 683	9 683	9 904
U KING.....	-	5 164	5 164	5 203	-	18 941	18 941	19 559
NETHLS.....	-	-	-	-	-	9 141	9 297	9 473
BELGIUM.....	-	-	-	-	-	239 765	239 753	243 693
FRANCE.....	-	12 933	12 933	15 074	-	57 936	57 998	61 225
W GERM.....	-	32 616	32 148	33 617	-	178 382	177 314	182 198
AUSTRIA.....	-	5 137	5 137	5 330	-	5 137	5 137	5 330
SPAIN.....	-	-	-	-	-	6 506	6 508	6 655
PORTUGL.....	-	-	-	-	-	10 129	10 129	10 232
JAPAN.....	-	78 750	81 070	83 596	-	459 822	463 687	475 679
TOTAL.....	-	186 169	186 180	194 417	-	1 405 507	1 395 922	1 435 574
6933420	GALVANIZED WIRE FENCING OF ROUND IRON OR STEEL, 0.08 TO 0.20 INCH IN DIAMETER (LB)							
CANADA.....	1 370 663	635 152	540 584	540 567	3 644 181	1 631 405	1 440 684	1 440 667
NETHLS.....	192 237	40 738	40 738	47 188	368 219	89 794	89 794	101 574
BELGIUM.....	1 543 558	310 191	310 191	357 258	5 281 901	1 341 564	1 340 610	1 524 379
ITALY.....	558 935	101 938	101 938	124 736	1 626 958	335 868	335 868	411 680
JAPAN.....	160 397	31 575	31 575	34 770	1 191 757	314 217	310 006	339 023
OTH CTY.....	-	-	-	-	3 527	895	895	983
TOTAL.....	3 825 790	1 119 594	1 025 026	1 104 519	12 116 543	3 713 743	3 517 857	3 818 306
6933440	WIRE CLOTH, GAUZE, FABRIC, SCREEN, NETTING OF STAINLESS STEEL, UNCUT, NSPF, WOVEN MESH (SFT)							
CANADA.....	-	-	-	-	17 264	32 773	33 223	33 223
ARGENT.....	8 590	7 718	7 452	7 702	59 880	41 448	38 748	41 127
U KING.....	19 336	21 764	21 752	22 162	143 896	152 768	152 746	157 160
IRELAND.....	9 741	13 958	13 958	14 527	64 629	110 385	109 374	113 341
NETHLS.....	5 858	10 907	10 907	11 204	85 925	121 881	121 369	124 018
FRANCE.....	1 649	3 496	3 496	3 529	43 575	58 956	58 956	60 897
W GERM.....	296 408	423 829	417 382	424 856	1 179 782	1 802 947	1 773 417	1 804 911

Table 2. Schedule A Commodity by Country of Origin,
Customs Value, F.a.s. and C.i.f.—Continued

(For information on coverage, definitions of Customs, f.a.s., and c.i.f. values, see Explanation of Statistics. Shipments valued less than \$251 are shown only under Schedule A commodity number 990.0000 and excluded from all other commodities. OTH CTY represents total for countries averaging under \$1,000 per month based on Customs Value)

Country of origin	Schedule A commodity number, description and unit of quantity							
	Current month				Cumulative, January to date			
	Net quantity	Value (dollars)			Net quantity	Value (dollars)		
Customs		F.a.s.	C.i.f.	Customs		F.a.s.	C.i.f.	
SWITZLD.....	23 602	46 464	46 951	47 644	372 209	560 422	548 374	561 427
PORTUGL.....	3 760	6 571	5 896	6 872	42 381	55 763	54 504	57 287
ITALY.....	-	-	-	-	3 852	17 727	17 727	18 580
GREECE.....	-	-	-	-	780	5 716	5 716	5 802
JAPAN.....	671 042	592 139	593 602	608 767	5 582 690	4 612 489	4 592 106	4 707 540
OTH CTY.....	4 633	3 375	3 375	3 471	4 633	3 375	3 375	3 471
TOTAL.....	1 044 619	1 130 221	1 124 771	1 150 734	7 601 496	7 576 650	7 509 635	7 688 784
6933460	WIRE CLOTH, GAUZE, FABRIC, SCREEN, NETTING AND FENCING, NES							
CANADA.....	-	244 554	251 295	251 302	-	1 244 112	1 259 082	1 259 204
SWEDEN.....	-	6 775	6 774	6 949	-	6 775	6 774	6 949
U KING.....	-	18 142	18 142	18 941	-	102 956	102 986	111 511
IRELAND.....	-	-	-	-	-	22 833	22 833	23 186
NETHLDS.....	-	49 525	49 525	53 997	-	871 851	867 679	918 672
BELGIUM.....	-	53 904	54 026	58 384	-	415 756	400 028	436 877
FRANCE.....	-	-	-	-	-	8 241	8 241	9 111
W GERM.....	-	214 925	212 035	216 882	-	1 230 246	1 211 369	1 256 079
SWITZLD.....	-	26 119	26 119	26 742	-	203 542	202 366	208 394
PORTUGL.....	-	4 956	4 956	5 693	-	64 729	64 729	69 767
ITALY.....	-	79 753	79 753	106 766	-	793 127	793 127	887 414
JAPAN.....	-	204 036	202 428	213 669	-	1 214 639	1 192 908	1 268 365
AUSTRAL.....	-	5 115	5 115	6 124	-	15 204	15 204	18 201
N ZEAL.....	-	-	-	-	-	11 005	11 005	12 269
OTH CTY.....	-	2 800	2 800	2 964	-	3 578	3 578	3 767
TOTAL.....	-	910 604	912 968	968 413	-	6 208 594	6 161 909	6 489 766
6934000	EXPANDED METAL OF BASE METAL (SFT)							
CANADA.....	118 624	14 846	14 896	14 896	254 527	30 794	30 895	30 905
JAPAN.....	62 440	20 878	19 129	24 499	208 600	78 772	77 023	89 617
OTH CTY.....	-	-	-	-	2 320	1 608	1 608	1 798
TOTAL.....	181 064	35 724	34 025	39 395	465 447	111 174	109 526	122 320
6941120	BRADS, NAILS, ETC OF IRON OR STEEL, ONE PIECE CONSTRUCTION & MADE OF ROUND WIRE (LB)							
CANADA.....	9 076 665	2 181 487	2 189 244	2 190 987	32 665 719	8 210 593	8 259 220	8 261 853
DOM REP.....	-	-	-	-	215 000	44 975	44 975	47 517
F W IND.....	-	-	-	-	41 600	11 750	11 750	11 750
DENMARK.....	76 800	18 792	18 792	21 574	3 795 100	886 124	886 124	1 032 992
U KING.....	12 000	7 710	4 780	7 965	722 389	152 703	149 773	161 866
NETHLDS.....	118 500	21 586	21 586	24 927	784 076	175 039	175 001	194 691
BELGIUM.....	142 950	28 843	28 743	32 298	2 400 513	671 800	671 500	733 386
W GERM.....	350	499	499	514	1 550 116	403 974	403 974	440 915
AUSTRIA.....	-	-	-	-	659 301	173 511	173 511	196 986
POLAND.....	2 518 006	376 682	376 622	445 468	10 656 632	1 938 599	1 905 054	2 198 288
SPAIN.....	3 089 336	635 057	635 057	730 571	5 563 498	1 138 019	1 138 020	1 307 317
ITALY.....	8 783	23 799	23 799	25 467	8 783	23 799	23 799	25 467
YUGOSLV.....	556 800	75 263	75 263	91 202	3 252 000	573 380	573 380	663 811
ISRAEL.....	-	-	-	-	20 000	5 225	5 225	6 180
INDIA.....	38 400	10 549	10 549	12 180	38 400	10 549	10 549	12 180
CHINA M.....	-	-	-	-	300 001	52 432	52 432	60 435
KOR REP.....	1 828 800	419 227	414 469	472 194	18 034 412	4 522 265	4 435 139	5 070 137
HG KONG.....	-	-	-	-	180 260	46 359	46 359	52 641
CHINA T.....	261 900	70 468	69 444	80 421	283 687	78 570	77 546	89 188
JAPAN.....	11 456 175	2 591 765	2 563 268	2 898 635	84 689 242	23 328 468	22 818 517	25 583 122
REP SAF.....	-	-	-	-	160 000	40 451	40 451	48 490
OTH CTY.....	-	-	-	-	21 526	7 384	7 384	8 114
TOTAL.....	29 185 465	6 461 727	6 432 115	7 034 403	166 042 255	42 495 969	41 909 683	46 207 326
6941140	BRADS, NAILS, ETC OF IRON OR STEEL, ONE PIECE CONSTRUCTION, NES (LB)							
CANADA.....	219 285	72 006	71 873	71 873	1 961 666	580 031	588 320	588 320
MEXICO.....	373	487	487	487	407 159	110 513	111 649	111 649
SWEDEN.....	16 700	12 277	12 277	13 110	45 500	35 980	35 980	38 078
U KING.....	24 997	8 661	8 661	9 687	197 994	62 049	61 901	68 667
NETHLDS.....	-	-	-	-	95 840	34 529	34 529	36 678
BELGIUM.....	12 599	3 526	3 526	3 947	69 347	33 038	33 038	35 078
W GERM.....	-	-	-	-	38 927	24 454	25 515	27 915
AUSTRIA.....	-	-	-	-	29 700	9 726	9 726	10 652
POLAND.....	39 633	13 042	13 002	14 633	225 777	65 558	65 518	72 458
ISRAEL.....	-	-	-	-	20 000	5 225	5 225	6 160
KOR REP.....	261 200	44 940	44 940	53 492	941 688	244 081	242 284	276 353
CHINA T.....	300 870	62 113	62 113	70 339	433 185	92 261	92 135	105 204
JAPAN.....	791 074	314 077	310 556	340 635	4 942 976	1 863 696	1 820 562	2 006 797
OTH CTY.....	727	632	632	690	15 175	4 511	4 511	5 244
TOTAL.....	1 667 458	531 761	528 067	578 893	9 424 934	3 165 652	3 130 893	3 389 253
6941160	BRADS, NAILS, TACKS, STUDS, ETC OF IRON OR STEEL, NES							
CANADA.....	-	71 953	71 258	72 479	-	375 034	371 814	377 323
MEXICO.....	-	274	274	274	-	11 219	11 219	11 219
SWEDEN.....	-	2 018	2 018	2 095	-	12 598	12 708	13 323
FINLAND.....	-	-	-	-	-	18 000	18 000	19 846
U KING.....	-	46 151	44 347	48 157	-	205 368	201 422	213 567
NETHLDS.....	-	8 211	8 211	8 518	-	62 961	62 961	65 856
BELGIUM.....	-	147 887	147 887	150 384	-	215 963	215 968	223 598
FRANCE.....	-	29 473	29 473	31 069	-	449 175	449 176	457 025
W GERM.....	-	54 840	53 540	58 634	-	511 699	509 760	542 450
SWITZLD.....	-	429 716	429 686	435 089	-	1 784 828	1 784 645	1 813 172

Table 2. Schedule A Commodity by Country of Origin,
Customs Value, F.a.s. and C.i.f.—Continued

(For information on coverage, definitions of Customs, f.a.s., and c.i.f. values, see Explanation of Statistics. Shipments valued less than \$251 are shown only under Schedule A commodity number 990.0000 and excluded from all other commodities. OTH CTY represents total for countries averaging under \$1,000 per month based on Customs Value)

Country of origin	Schedule A commodity number, description and unit of quantity							
	Net quantity	Current month			Net quantity	Cumulative, January to date		
		Value (dollars)				Value (dollars)		
	Customs	F.a.s.	C.i.f.	Customs	F.a.s.	C.i.f.		
POLAND.....	-	83 318	83 318	96 794	-	-	83 318	96 794
SPAIN.....	-	2 037	2 041	2 400	-	-	63 447	69 037
ITALY.....	-	69 640	69 640	75 810	-	-	376 531	405 244
CHINA T.....	-	3 860	3 860	4 352	-	-	17 528	20 014
JAPAN.....	-	56 085	56 494	61 630	-	-	327 463	356 529
OTH CTY.....	-	2 370	2 384	2 543	-	-	7 258	8 740
TOTAL.....	-	1 007 833	1 004 431	1 050 228	-	-	4 522 390	4 693 737
6942110	WOOD SCREWS INCLUDING LAG SCREWS OR BOLTS OF IRON OR STEEL							(LB)
CANADA.....	6 851	5 023	5 143	5 143	249 408	144 990	146 271	146 368
SWEDEN.....	3 825	4 477	4 477	4 907	23 497	23 065	23 065	25 135
BELGIUM.....	1 595	1 416	1 416	1 552	75 648	66 938	64 478	68 605
W GERM.....	1 060	999	1 016	1 265	5 580	10 480	10 497	11 270
POLAND.....	-	-	-	-	64 290	25 639	25 035	26 834
PORTUGL.....	20 917	6 856	6 856	7 728	60 118	22 087	22 357	24 922
ITALY.....	5 076	10 295	10 295	10 944	11 703	23 419	23 419	25 001
INDIA.....	63 341	25 115	25 115	28 031	1 129 229	432 675	432 675	485 199
CHINA M.....	-	-	-	-	36 034	19 311	19 311	20 383
HG KONG.....	129 224	55 020	49 645	54 543	653 565	342 542	333 609	358 258
CHINA T.....	140 255	47 109	47 190	51 858	706 758	305 492	305 562	330 078
JAPAN.....	572 763	234 708	234 032	261 029	3 634 165	1 359 484	1 351 672	1 487 474
OTH CTY.....	1	301	301	304	1 297	4 680	4 680	4 905
TOTAL.....	944 908	391 319	385 486	427 304	6 651 292	2 780 802	2 762 631	3 014 392
6942120	BOLTS & BOLTS & THEIR NUTS IMPORTED TOGETHER OF IRON OR STEEL, NES							(LB)
CANADA.....	1 156 962	530 563	531 816	538 307	6 422 027	3 310 131	3 343 151	3 373 174
MEXICO.....	179 846	66 848	66 934	69 888	1 109 750	466 644	469 880	481 867
ARGENT.....	730	1 099	1 099	1 229	2 645	5 257	5 257	5 647
SWEDEN.....	9 761	10 163	10 155	10 546	31 925	32 655	32 674	35 176
DENMARK.....	96 564	46 906	46 906	51 076	1 010 529	520 986	520 986	561 731
U KING.....	147 027	205 518	195 827	203 262	1 363 085	1 084 018	1 056 777	1 128 646
IRELAND.....	39 416	39 181	39 181	40 955	53 249	73 860	73 861	77 547
NETHLD.....	5 282	8 586	8 600	9 041	297 740	283 694	283 734	298 269
BELGIUM.....	352 655	135 558	135 561	145 784	820 842	324 415	324 000	360 633
FRANCE.....	57 446	30 361	30 379	32 427	618 487	262 705	262 247	286 453
W GERM.....	68 098	101 384	100 271	105 542	337 311	504 992	490 326	526 541
SWITZLD.....	1 937	10 144	10 144	10 444	6 574	43 663	43 663	45 056
POLAND.....	203 308	46 964	46 964	53 289	906 658	235 028	235 028	261 567
SPAIN.....	709 751	194 104	194 104	218 773	3 777 418	1 243 815	1 239 194	1 366 559
ITALY.....	1 040 702	507 091	507 091	556 623	3 300 107	1 552 742	1 539 342	1 691 105
INDIA.....	500 070	102 478	102 478	124 959	2 588 528	572 324	571 214	690 310
KOR REP.....	45 439	22 715	22 715	24 590	197 565	140 996	140 996	149 263
HG KONG.....	608	691	760	823	116 588	35 510	35 645	39 164
CHINA T.....	80 518	21 349	21 349	24 420	997 642	330 804	332 085	373 698
JAPAN.....	5 400 938	1 714 640	1 717 052	1 914 537	38 305 094	14 448 992	14 253 405	15 794 035
AUSTRAL.....	207 547	87 658	87 658	94 760	1 004 202	452 084	452 054	486 772
REP SAF.....	-	-	-	-	129 552	64 722	64 722	73 209
OTH CTY.....	-	-	-	-	24 084	22 891	22 896	24 203
TOTAL.....	10 304 605	3 884 001	3 877 044	4 231 275	63 421 602	26 012 928	25 793 137	28 130 625
6942130	NUTS OF IRON OR STEEL, NES							(LB)
CANADA.....	245 773	152 779	154 254	154 920	1 371 944	1 009 751	1 019 885	1 023 660
MEXICO.....	5 564	15 171	18 839	20 360	271 788	132 163	139 041	140 617
COLOMB.....	-	-	-	-	36 376	16 500	16 500	17 799
VENEZ.....	-	-	-	-	184 364	79 596	79 596	84 369
ARGENT.....	28 413	14 547	14 547	15 611	66 170	32 503	32 503	34 914
SWEDEN.....	12 075	34 351	34 161	35 289	79 884	146 099	145 821	153 930
U KING.....	140 358	162 108	156 529	163 880	1 552 355	1 265 441	1 246 206	1 317 721
IRELAND.....	102 397	71 302	71 302	78 284	1 266 589	784 302	784 291	841 978
NETHLD.....	1 197 123	602 488	602 488	642 577	8 064 700	3 589 046	3 587 882	3 835 005
BELGIUM.....	21 904	14 035	14 035	15 257	210 726	123 991	123 863	131 137
FRANCE.....	232 601	128 178	128 334	136 433	1 728 316	843 997	841 774	904 115
W GERM.....	1 629 540	606 743	604 827	660 981	8 990 582	3 409 530	3 404 763	3 707 675
AUSTRIA.....	72 700	22 822	22 822	25 762	315 125	108 131	108 133	121 282
SWITZLD.....	847	10 269	10 270	10 626	5 505	28 522	28 437	30 329
POLAND.....	60 015	21 574	21 574	23 374	392 360	172 833	172 833	184 172
SPAIN.....	88 756	47 077	47 077	50 148	1 239 193	532 253	531 953	575 784
ITALY.....	670 731	350 466	348 470	380 001	3 088 776	1 594 996	1 591 115	1 731 780
YUGOSLV.....	6 099	11 292	11 292	11 606	3 779 974	172 072	172 072	185 791
ISRAEL.....	356 819	180 874	180 874	195 445	389 808	201 207	201 207	216 916
INDIA.....	151 589	60 602	60 602	67 557	579 680	262 037	262 037	289 851
THAILND.....	-	-	-	-	24 921	12 563	12 563	13 442
KOR REP.....	20 026	11 344	11 344	12 180	464 234	261 148	262 567	284 169
HG KONG.....	-	-	-	-	69 297	48 705	48 269	51 223
CHINA T.....	194 559	82 768	82 768	90 095	1 745 420	682 223	682 149	754 317
JAPAN.....	12 572 950	5 050 652	5 026 148	5 518 713	64 816 332	32 997 894	32 720 016	35 427 700
AUSTRAL.....	91 578	51 409	51 409	54 640	485 851	272 874	272 874	290 302
REP SAF.....	-	-	-	-	15 625	5 640	5 640	6 595
OTH CTY.....	487	629	629	674	4 356	9 621	9 621	10 010
TOTAL.....	17 902 904	7 703 480	7 674 595	8 364 413	97 840 251	48 795 638	48 503 611	52 366 583
6942140	SCREWS OF IRON OR STEEL, NES							(LB)
CANADA.....	-	1 019 509	1 034 052	1 036 096	-	7 132 961	7 222 055	7 240 421
MEXICO.....	-	312	312	312	-	17 093	17 093	18 791
COLOMB.....	-	-	-	-	-	6 241	6 241	6 861
BRAZIL.....	-	-	-	-	-	14 461	14 368	15 974

Table 2. Schedule A Commodity by Country of Origin,
Customs Value, F.a.s. and C.i.f.—Continued

(For information on coverage, definitions of Customs, f.a.s., and c.i.f. values, see Explanation of Statistics. Shipments valued less than \$251 are shown only under Schedule A commodity number 990.0000 and excluded from all other commodities. OTH CTY represents total for countries averaging under \$1,000 per month based on Customs Value)

Country of origin	Schedule A commodity number, description and unit of quantity							
	Current month				Cumulative, January to date			
	Net quantity	Value (dollars)			Net quantity	Value (dollars)		
Customs		F.a.s.	C.i.f.	Customs		F.a.s.	C.i.f.	
ARGENT.....	-	-	-	-	-	36 049	36 049	39 337
SWEDEN.....	-	43 554	43 033	44 283	-	164 705	163 141	171 028
U KING.....	-	128 097	126 522	133 235	-	724 571	719 765	760 321
IRELAND.....	-	9 033	9 029	9 303	-	320 219	320 259	339 337
NETHLD.S.....	-	1 512	1 512	1 540	-	21 352	21 307	21 704
BELGIUM.....	-	4 456	4 456	4 611	-	112 047	111 926	118 439
FRANCE.....	-	56 468	56 482	59 268	-	317 117	315 472	341 419
W GERM.....	-	220 918	216 597	232 358	-	1 031 299	1 024 131	1 094 465
SWITZLD.....	-	39 781	39 802	41 131	-	168 789	168 496	173 394
POLAND.....	-	2 330	2 330	2 708	-	45 003	45 003	49 988
SPAIN.....	-	63 660	63 666	69 111	-	563 892	563 630	624 230
PORTUGL.....	-	-	-	-	-	6 344	6 344	6 994
ITALY.....	-	138 188	131 079	146 144	-	1 428 638	1 417 157	1 576 579
YUGOSLV.....	-	-	-	-	-	233 755	233 755	258 887
ISRAEL.....	-	10 273	10 273	11 110	-	10 273	10 273	11 110
INDIA.....	-	26 467	26 467	30 623	-	164 858	164 858	189 893
KOR REP.....	-	53 988	52 346	59 752	-	346 048	350 923	389 846
HG KONG.....	-	13 640	13 640	14 054	-	150 236	150 236	159 135
CHINA T.....	-	20 907	20 907	22 081	-	384 267	383 885	422 104
JAPAN.....	-	5 024 370	5 030 256	5 667 419	-	30 175 182	30 120 160	33 274 969
SIER LN.....	-	-	-	-	-	12 800	12 800	15 205
OTH CTY.....	-	4 102	4 102	4 430	-	14 953	15 000	17 343
TOTAL.....	-	6 881 565	6 886 863	7 589 569	-	43 603 153	43 614 327	47 337 774
6942152	SPIRAL AND OTHER LOCK WASHERS OF IRON OR STEEL							(LB)
CANADA.....	31 080	12 158	12 285	12 357	93 347	61 292	61 027	62 643
SWEDEN.....	438	4 625	4 688	4 761	3 133	13 079	13 142	13 685
U KING.....	34 713	49 132	49 185	49 258	46 082	88 901	88 951	91 065
FRANCE.....	-	-	-	-	1 383	6 486	6 196	6 428
W GERM.....	13 244	39 173	39 460	40 255	38 573	121 689	121 724	126 110
ITALY.....	7 388	3 273	3 273	3 726	12 550	9 838	9 833	11 006
CHINA T.....	547	3 699	3 699	3 731	13 740	13 642	13 642	14 438
JAPAN.....	132 079	57 396	57 928	62 901	1 948 706	848 491	846 391	926 259
REP SAF.....	-	-	-	-	121 742	38 021	38 021	46 586
OTH CTY.....	70	1 313	1 313	1 466	2 299	7 918	7 927	8 348
TOTAL.....	219 559	170 769	171 831	178 455	2 281 555	1 209 357	1 206 854	1 306 568
6942156	WASHERS OF IRON OR STEEL, NES							(LB)
CANADA.....	177 401	64 326	63 466	65 079	1 348 529	501 893	490 468	509 323
MEXICO.....	89 300	23 979	24 505	24 505	248 950	68 630	69 156	69 156
COLOMB.....	-	-	-	-	47 141	17 878	17 878	19 844
SWEDEN.....	1 429	5 281	5 245	5 448	41 997	44 355	44 290	46 917
U KING.....	53 713	64 697	63 881	67 148	184 651	274 729	261 457	273 530
BELGIUM.....	376	1 704	1 704	1 748	1 003	6 058	6 060	6 197
FRANCE.....	1 169	9 314	9 200	9 454	9 057	110 773	109 959	114 192
W GERM.....	73 061	105 428	105 070	111 259	206 271	432 469	430 751	454 292
SWITZLD.....	-	-	-	-	2 317	7 266	7 201	7 664
SPAIN.....	145	1 302	1 302	1 403	2 249	7 993	7 993	8 383
ITALY.....	77 145	28 738	28 284	32 543	315 966	119 827	118 564	134 764
INDIA.....	43 296	5 210	5 210	7 048	113 659	21 014	21 013	25 865
KOR REP.....	3 322	3 322	3 322	3 517	304 665	73 326	73 326	83 753
HG KONG.....	-	-	-	-	12 166	7 481	7 481	7 889
CHINA T.....	98 317	18 065	18 065	22 020	885 165	177 187	177 186	212 437
JAPAN.....	639 962	173 756	173 760	196 308	3 939 933	1 293 703	1 276 368	1 427 450
AUSTRAL.....	-	-	-	-	11 975	5 595	5 595	6 064
OTH CTY.....	2 201	773	773	809	3 173	10 605	11 124	11 619
TOTAL.....	1 260 837	505 895	503 787	548 289	7 678 867	3 180 782	3 135 870	3 419 339
6942160	RIVETS, COTTERS, COTTER PINS, ASSEMBLED BOLTS, ETC OF IRON OR STEEL, NES							
CANADA.....	-	1 276 775	1 312 930	1 313 472	-	5 615 196	5 738 622	5 790 854
MEXICO.....	-	10 088	10 088	10 088	-	21 183	21 183	21 183
SWEDEN.....	-	12 624	12 624	12 832	-	24 625	24 609	25 261
U KING.....	-	30 119	29 963	31 127	-	272 576	270 568	285 781
BELGIUM.....	-	-	-	-	-	7 625	7 625	8 458
FRANCE.....	-	8 655	8 655	9 145	-	34 911	34 949	37 143
W GERM.....	-	17 759	17 623	19 113	-	100 648	100 058	107 801
SWITZLD.....	-	-	-	-	-	15 111	15 111	16 062
ITALY.....	-	32 168	32 168	32 856	-	64 578	64 578	67 073
KOR REP.....	-	-	-	-	-	234 346	231 198	253 548
CHINA T.....	-	25 731	25 872	27 956	-	43 792	43 933	47 433
JAPAN.....	-	242 905	240 865	261 834	-	980 169	966 374	1 055 775
AUSTRAL.....	-	10 974	10 974	11 050	-	17 005	17 005	17 142
OTH CTY.....	-	5 692	5 692	5 991	-	23 034	22 789	24 995
TOTAL.....	-	1 673 490	1 707 454	1 735 464	-	7 454 799	7 558 602	7 758 509
6942300	NAILS, TACKS, STAPLES, NUTS, SCREWS, ETC OF COPPER							
CANADA.....	-	33 339	33 694	34 390	-	198 981	201 203	202 616
COLOMB.....	-	-	-	-	-	22 553	21 397	22 463
SWEDEN.....	-	4 538	4 538	4 690	-	62 073	60 907	64 326
NORWAY.....	-	-	-	-	-	13 208	13 208	13 714
U KING.....	-	86 082	80 141	90 741	-	350 178	343 419	369 026
NETHLD.S.....	-	103 682	103 682	107 266	-	201 806	201 806	207 949
BELGIUM.....	-	13 556	12 779	13 960	-	95 317	93 761	99 250
FRANCE.....	-	5 398	5 363	5 640	-	45 224	45 189	47 197
W GERM.....	-	37 140	37 014	38 729	-	272 059	273 077	284 524
SWITZLD.....	-	24 534	24 534	25 621	-	106 236	106 054	109 934

Table 2. Schedule A Commodity by Country of Origin,
Customs Value, F.a.s. and C.i.f.—Continued

(For information on coverage, definitions of Customs, f.a.s., and c.i.f. values, see Explanation of Statistics. Shipments valued less than \$251 are shown only under Schedule A commodity number 990.0000 and excluded from all other commodities. OTH CTY represents total for countries averaging under \$1,000 per month based on Customs Value)

Country of origin	Schedule A commodity number, description and unit of quantity						
	Current month			Cumulative, January to date			
	Net quantity	Value (dollars)			Net quantity	Value (dollars)	
Customs		F.a.s.	C.i.f.	Customs		F.a.s.	C.i.f.
POLAND.....	-	-	-	-	26 275	25 331	26 007
SPAIN.....	-	388	388	396	14 126	14 126	15 216
PORTUGL.....	-	-	-	-	11 532	11 647	12 408
ITALY.....	-	131 175	131 175	139 975	638 781	638 246	684 954
HG KONG.....	-	3 282	3 282	3 441	34 915	34 808	36 430
CHINA T.....	-	1 529	1 529	1 599	23 021	22 981	24 433
JAPAN.....	-	112 820	112 532	119 309	637 217	635 354	672 835
OTH CTY.....	-	-	-	-	5 742	5 428	6 372
TOTAL.....	-	557 463	550 651	585 757	2 750 244	2 747 942	2 899 654
6951000	HAND TOOLS OF A KIND USED IN AGRICULTURE OR FORESTRY						
CANADA.....	-	3 151	3 214	3 214	-	15 468	15 676
MEXICO.....	-	10 601	10 601	10 601	-	117 064	118 845
GUATMAL.....	-	6 161	6 161	6 792	-	78 022	81 554
SALVADR.....	-	1 664	1 664	1 727	-	16 563	17 815
COLOMB.....	-	3 140	3 140	3 402	-	23 627	25 940
SWEDEN.....	-	15 441	15 441	16 935	-	30 844	30 859
NORWAY.....	-	-	-	-	-	28 996	30 937
DENMARK.....	-	-	-	-	-	167 033	167 033
U KING.....	-	55 418	55 369	60 012	-	384 097	411 835
IRELAND.....	-	-	-	-	-	25 121	26 689
W GERM.....	-	66 860	66 860	69 667	-	222 185	232 548
AUSTRIA.....	-	16 714	16 714	17 186	-	214 617	221 366
CZECHO.....	-	-	-	-	-	15 078	17 684
SWITZLD.....	-	40 147	40 147	41 294	-	116 085	118 961
SPAIN.....	-	31 477	31 368	32 982	-	222 219	240 237
PORTUGL.....	-	10 025	10 025	12 030	-	133 559	152 185
ITALY.....	-	15 338	15 338	15 939	-	146 940	155 696
CHINA M.....	-	1 071	1 071	1 108	-	22 284	23 312
KOR REP.....	-	6 140	6 140	7 172	-	31 161	35 395
HG KONG.....	-	3 327	3 341	3 696	-	96 708	113 763
CHINA T.....	-	14 729	14 837	16 409	-	233 702	265 873
JAPAN.....	-	46 117	46 187	49 353	-	1 423 763	1 536 711
AUSTRAL.....	-	1 083	1 083	1 133	-	8 219	8 701
OTH CTY.....	-	934	934	1 297	-	13 195	15 041
TOTAL.....	-	349 538	349 635	371 949	-	3 786 550	4 092 114
6952120	NON-MECHANICAL SAWS (NO)						
SWEDEN.....	33 445	69 263	69 377	72 766	153 572	271 361	316 246
DENMARK.....	9 000	10 350	10 350	11 570	11 604	14 818	16 229
U KING.....	1 110	6 651	6 651	6 988	49 583	84 720	88 283
FRANCE.....	-	-	-	-	23 560	9 098	9 877
W GERM.....	115 147	21 820	21 821	23 171	191 835	104 524	110 501
JAPAN.....	147 026	84 174	84 322	89 045	525 624	397 287	419 648
OTH CTY.....	-	-	-	-	27 937	8 064	9 337
TOTAL.....	305 728	192 258	192 521	203 540	963 715	887 086	970 121
6952140	SAW BLADES AND PARTS OF SAWS						
CANADA.....	-	367 465	365 099	366 737	-	2 061 046	2 069 265
MEXICO.....	-	890	890	890	-	19 666	19 956
SWEDEN.....	-	245 883	246 930	260 020	-	1 366 044	1 458 544
NORWAY.....	-	36 178	36 178	36 834	-	156 413	159 334
FINLAND.....	-	5 897	5 897	6 174	-	18 721	19 389
DENMARK.....	-	6 901	6 901	7 440	-	121 003	125 241
U KING.....	-	98 620	98 635	104 038	-	441 066	460 383
NETHLD.....	-	2 487	2 487	2 565	-	11 464	12 401
BELGIUM.....	-	5 299	5 299	5 473	-	223 226	229 180
FRANCE.....	-	147 188	138 317	141 464	-	593 436	589 243
W GERM.....	-	330 724	331 101	337 197	-	1 767 832	1 812 826
AUSTRIA.....	-	16 241	16 241	17 233	-	205 377	219 906
SWITZLD.....	-	67 869	67 915	68 979	-	295 262	302 808
POLAND.....	-	48 973	48 973	49 699	-	103 716	105 632
SPAIN.....	-	12 553	12 553	14 931	-	48 897	59 216
ITALY.....	-	36 644	36 647	37 631	-	181 673	188 680
YUGOSLV.....	-	-	-	-	-	24 000	28 636
ISRAEL.....	-	6 946	6 946	7 199	-	15 579	16 058
CHINA M.....	-	144 733	144 733	150 551	-	149 453	155 491
KOR REP.....	-	-	-	-	-	33 999	36 255
CHINA T.....	-	-	-	-	-	8 328	8 683
JAPAN.....	-	52 207	52 141	55 713	-	290 586	303 826
OTH CTY.....	-	-	-	-	-	10 577	12 455
TOTAL.....	-	1 633 698	1 623 883	1 670 768	-	8 147 192	8 393 408
6952210	SLIP-JOINT PLIERS (DOZ)						
MEXICO.....	-	-	-	-	590	14 514	14 514
FRANCE.....	-	-	-	-	367	24 946	25 808
W GERM.....	430	8 417	8 370	8 864	2 520	35 325	36 671
SPAIN.....	2 525	35 345	35 056	37 040	15 759	201 470	213 340
KOR REP.....	5 205	23 901	23 901	25 396	22 521	114 317	119 684
CHINA T.....	-	-	-	-	6 730	9 840	10 714
JAPAN.....	48 532	311 946	312 415	328 322	207 572	1 244 491	1 305 666
OTH CTY.....	80	633	633	655	482	4 255	4 561
TOTAL.....	56 772	380 242	380 375	400 277	256 541	1 649 152	1 730 958

Table 2. Schedule A Commodity by Country of Origin,
Customs Value, F.a.s. and C.i.f.—Continued

(For information on coverage, definitions of Customs, f.a.s., and c.i.f. values, see Explanation of Statistics. Shipments valued less than \$251 are shown only under Schedule A commodity number 990.0000 and excluded from all other commodities. OTH CTY represents total for countries averaging under \$1,000 per month based on Customs Value)

Country of origin	Schedule A commodity number, description and unit of quantity							
	Net quantity	Current month			Net quantity	Cumulative, January to date		
		Value (dollars)				Value (dollars)		
	Customs	F.a.s.	C.i.f.	Customs	F.a.s.	C.i.f.		
6952220	PLIERS, NIPPERS, PINCERS, ETC & PARTS THEREOF, NES							
CANADA.....	-	3 545	3 730	3 614	-	16 727	17 080	16 964
SWEDEN.....	-	11 404	11 404	11 556	-	77 612	77 617	78 609
U KING.....	-	72 288	72 288	75 102	-	330 462	330 462	343 426
FRANCE.....	-	10 529	10 529	10 812	-	56 669	56 693	58 282
W GERM.....	-	173 986	172 739	177 226	-	784 676	779 867	802 899
AUSTRIA.....	-	-	-	-	-	8 849	8 902	11 536
SWITZLD.....	-	55 471	55 471	57 243	-	224 570	223 889	226 950
SPAIN.....	-	37 466	38 091	39 733	-	330 708	331 752	343 946
ITALY.....	-	274	274	353	-	22 383	22 383	25 396
INDIA.....	-	2 366	2 366	2 476	-	10 255	10 254	11 077
PAKISTN.....	-	2 371	2 370	2 482	-	21 295	21 290	22 532
KOR REP.....	-	31 915	31 535	33 947	-	294 006	293 608	308 818
HG KONG.....	-	1 440	1 447	1 447	-	6 449	6 456	6 776
CHINA T.....	-	11 341	11 810	12 941	-	85 070	86 379	92 999
JAPAN.....	-	274 064	274 924	283 457	-	1 381 428	1 387 358	1 432 302
OTH CTY.....	-	2 554	2 554	2 642	-	4 478	4 478	4 751
TOTAL.....	-	691 014	691 532	715 031	-	3 655 637	3 658 468	3 787 263
6952233	FILES AND RASPS, WITH OR WITHOUT THEIR HANDLES, NOT OVER 6.75 INCHES IN LENGTH (DOZ)							
CANADA.....	1 965	5 151	5 151	5 194	8 201	26 285	26 335	26 614
SWEDEN.....	3 699	13 174	13 174	13 488	22 098	79 384	79 384	83 535
NORWAY.....	20 400	6 895	6 895	7 025	72 900	22 952	22 952	23 463
FINLAND.....	2 552	9 067	9 067	9 178	13 278	44 400	44 400	45 671
U KING.....	1 346	8 655	8 670	9 054	17 946	100 220	94 856	97 638
NETHLDS.....	-	-	-	-	2 300	13 081	15 270	15 601
FRANCE.....	17 193	119 613	119 613	120 815	17 218	120 174	120 174	121 390
W GERM.....	2 348	25 027	25 027	25 712	18 377	115 201	115 201	117 829
SWITZLD.....	36 262	262 535	262 535	266 023	100 558	707 758	707 758	718 249
POLAND.....	725	2 644	2 644	2 760	2 410	20 557	20 557	21 733
SPAIN.....	860	3 758	3 758	3 889	3 585	12 107	12 107	12 411
PORTUGL.....	1 715	12 035	12 035	12 613	14 606	84 755	84 755	88 192
ITALY.....	873	2 668	2 668	2 816	26 217	89 837	89 837	91 847
ISRAEL.....	-	-	-	-	77	6 597	6 582	6 612
INDIA.....	4 851	12 012	12 012	12 551	22 669	62 623	62 623	66 484
CHINA T.....	-	-	-	-	5 833	5 999	5 999	6 239
JAPAN.....	1 470	4 855	4 855	5 112	8 937	25 621	25 656	26 486
OTH CTY.....	400	366	366	408	12 900	3 978	3 978	4 179
TOTAL.....	96 659	488 455	488 470	496 638	370 110	1 541 529	1 538 442	1 574 173
6952235	FILES AND RASPS, WITH OR WITHOUT THEIR HANDLES, OVER 6.75 INCHES IN LENGTH (DOZ)							
CANADA.....	1 053	1 643	1 643	1 784	5 259	15 595	15 615	15 925
SWEDEN.....	18 312	74 355	74 355	76 071	90 349	347 582	346 581	353 461
FINLAND.....	11 610	34 241	34 241	34 896	29 707	83 565	83 715	85 576
U KING.....	364	7 620	7 620	7 858	19 113	62 745	62 693	66 592
NETHLDS.....	-	-	-	-	1 014	15 692	19 615	20 063
FRANCE.....	4 055	34 239	34 239	34 701	4 055	34 239	34 239	34 701
W GERM.....	23 497	93 728	93 728	95 569	36 283	161 592	161 592	165 202
AUSTRIA.....	970	7 373	7 373	7 461	1 000	8 021	8 021	8 149
SWITZLD.....	6 596	52 124	52 125	52 714	31 449	210 358	210 374	213 231
POLAND.....	2 360	14 038	14 038	14 748	4 207	25 808	25 808	27 973
SPAIN.....	4 113	26 444	26 444	27 329	7 736	56 455	56 455	58 299
PORTUGL.....	3 615	31 324	31 284	32 778	29 541	188 093	188 053	196 252
ITALY.....	128	1 664	1 664	1 729	1 529	21 152	21 152	21 780
INDIA.....	10 791	51 778	51 778	56 694	47 176	241 164	241 164	261 306
KOR REP.....	110	522	522	561	1 391	9 477	9 477	10 227
JAPAN.....	5 186	50 664	50 667	52 522	15 863	104 876	105 020	109 159
OTH CTY.....	-	-	-	-	480	1 233	1 232	1 330
TOTAL.....	92 760	481 757	481 721	497 415	326 152	1 587 647	1 590 806	1 649 226
6952242	PIPE WRENCHES AND SPANNERS (DOZ)							
U KING.....	721	9 032	8 911	9 235	5 119	53 594	53 028	55 248
NETHLDS.....	-	-	-	-	32	8 704	8 704	8 994
BELGIUM.....	-	-	-	-	329	5 833	5 833	5 953
FRANCE.....	36	10 796	9 621	9 974	460	41 700	40 715	42 090
W GERM.....	142	11 456	10 725	11 763	8 763	81 673	78 689	87 702
SWITZLD.....	61	384	384	396	161	6 425	6 425	6 502
SPAIN.....	5 263	111 311	111 310	120 252	30 196	717 041	718 070	767 403
ITALY.....	1	860	860	885	845	12 598	11 809	12 264
INDIA.....	8 926	51 741	51 741	53 907	26 615	173 318	173 318	182 616
KOR REP.....	2 500	6 850	6 850	7 550	5 668	17 005	17 005	18 779
CHINA T.....	1 833	25 559	25 562	26 989	7 879	165 537	165 540	174 893
JAPAN.....	10 406	224 077	223 740	236 379	47 106	889 286	888 031	940 186
OTH CTY.....	1 105	2 792	2 792	2 852	2 355	9 518	9 518	10 049
TOTAL.....	30 994	454 858	452 496	480 182	135 528	2 182 232	2 176 685	2 312 679
6952247	PIPE TOOLS, NES, AND PARTS							
CANADA.....	-	18 296	18 463	18 832	-	71 551	72 563	73 566
MEXICO.....	-	6 492	6 492	6 492	-	21 504	21 504	21 549
BRAZIL.....	-	-	-	-	-	73 202	71 995	78 237
SWEDEN.....	-	2 755	2 755	2 879	-	36 910	36 015	37 594
DENMARK.....	-	-	-	-	-	15 628	14 516	14 735
U KING.....	-	28 621	27 991	29 773	-	131 918	130 745	139 898
NETHLDS.....	-	323	323	450	-	12 250	12 250	13 300
BELGIUM.....	-	85 035	85 035	89 460	-	543 526	543 103	569 913

Table 2. Schedule A Commodity by Country of Origin,
Customs Value, F.a.s. and C.i.f.—Continued

(For information on coverage, definitions of Customs, f.a.s., and c.i.f. values, see Explanation of Statistics. Shipments valued less than \$251 are shown only under Schedule A commodity number 990.0000 and excluded from all other commodities. OTH CTY represents total for countries averaging under \$1,000 per month based on Customs Value)

Country of origin	Schedule A commodity number, description and unit of quantity							
	Current month			Cumulative, January to date				
	Net quantity	Value (dollars)			Net quantity	Value (dollars)		
Customs		F.a.s.	C.i.f.	Customs		F.a.s.	C.i.f.	
FRANCE.....	-	16 000	16 056	16 557	-	65 432	64 998	67 627
W GERM.....	-	171 925	171 830	177 855	-	656 901	650 879	684 871
SWITZLD.....	-	845	845	859	-	9 420	9 354	9 770
SPAIN.....	-	153 604	155 651	164 554	-	625 584	627 670	671 588
ITALY.....	-	6 283	6 304	6 496	-	75 977	75 242	84 647
TURKEY.....	-	-	-	-	-	6 215	6 215	6 996
INDIA.....	-	115 836	115 938	122 204	-	617 705	616 820	646 385
CHINA M.....	-	21 534	21 534	22 051	-	67 097	67 097	69 302
KOR REP.....	-	11 039	11 039	11 821	-	51 337	51 377	56 696
HG KONG.....	-	5 914	6 057	6 598	-	105 420	107 649	119 475
CHINA T.....	-	292 449	292 652	307 193	-	1 476 972	1 480 565	1 564 237
JAPAN.....	-	1 139 044	1 142 620	1 200 602	-	5 610 620	5 621 818	5 887 266
AUSTRAL.....	-	12 078	12 078	12 309	-	26 785	26 785	27 268
OTH CTY.....	-	-	-	-	-	9 411	8 957	9 836
TOTAL.....	-	2 088 073	2 093 663	2 196 985	-	10 311 362	10 318 117	10 854 756
6952250	TWEEZERS AND TIN SNIPS, METAL CUTTING SHEARS, PIPE CUTTERS, ETC & PARTS THEREOF							
NORWAY.....	-	4 056	4 056	4 697	-	17 174	17 174	18 296
U KING.....	-	3 283	3 283	3 546	-	9 846	9 846	10 623
NETHLDS.....	-	-	-	-	-	6 978	6 978	7 070
FRANCE.....	-	3 594	3 594	3 730	-	23 911	23 911	24 815
W GERM.....	-	16 984	16 899	17 607	-	80 838	80 920	84 567
SWITZLD.....	-	191 837	191 109	195 514	-	619 708	619 331	638 637
SPAIN.....	-	6 015	5 958	6 272	-	47 767	47 659	51 798
ITALY.....	-	8 428	8 428	8 698	-	57 082	57 046	59 756
PAKISTN.....	-	-	-	-	-	5 533	5 533	6 246
KOR REP.....	-	3 841	3 839	4 309	-	18 746	18 794	21 117
JAPAN.....	-	119 606	119 840	128 513	-	411 993	413 371	439 180
OTH CTY.....	-	1 255	1 255	1 315	-	14 076	14 151	14 619
TOTAL.....	-	358 899	358 261	374 201	-	1 513 652	1 514 714	1 576 724
6952310	VISES AND CLAMPS EXCEPT PARTS OF OR ACCESSORIES FOR MACHINE TOOLS (NO)							
CANADA.....	2 735	7 251	7 308	7 308	25 625	40 135	40 752	40 752
MEXICO.....	50 000	1 421	1 421	1 421	649 744	33 101	33 101	33 101
BRAZIL.....	630	2 342	2 342	2 419	19 230	17 728	17 728	19 567
SWEDEN.....	5 523	2 741	2 583	2 854	167 066	53 541	51 040	57 011
FINLAND.....	-	-	-	-	166	5 005	5 005	5 197
U KING.....	6 488	65 517	64 266	67 829	90 615	194 688	192 832	205 510
NETHLDS.....	-	-	-	-	10 848	6 156	6 240	6 257
FRANCE.....	813	4 839	4 839	5 035	9 131	24 635	24 655	25 850
W GERM.....	11 894	21 048	20 778	22 310	61 697	93 002	92 091	97 902
SWITZLD.....	9 615	39 283	39 283	41 711	22 822	126 937	126 937	138 198
POLAND.....	4 626	87 618	87 618	97 119	14 526	217 161	217 161	248 662
SPAIN.....	12	618	618	674	34 544	18 581	18 581	19 721
ITALY.....	-	-	-	-	6 500	6 820	6 858	7 116
ISRAEL.....	-	-	-	-	556	25 715	25 715	26 142
INDIA.....	384	5 969	5 969	7 898	15 764	26 778	26 778	31 759
KOR REP.....	25 762	15 967	16 050	17 939	77 864	60 832	60 938	67 243
CHINA T.....	14 394	15 511	15 511	18 113	318 480	144 258	142 034	156 442
JAPAN.....	118 731	452 983	452 975	501 606	405 872	1 426 247	1 426 893	1 576 248
OTH CTY.....	224	1 220	1 219	1 429	14 644	7 220	7 219	8 425
TOTAL.....	251 831	724 328	722 780	795 665	1 945 694	2 528 540	2 522 558	2 771 103
6952320	HAMMERS AND SLEDGES, WITH OR WITHOUT THEIR HANDLES (DOZ)							
CANADA.....	93	3 830	3 215	3 215	400	18 948	18 635	18 678
MEXICO.....	834	13 100	13 100	13 582	2 763	47 209	48 163	48 689
BRAZIL.....	194	3 405	3 405	3 732	727	11 213	11 213	12 578
U KING.....	-	-	-	-	138	7 119	7 119	7 744
FRANCE.....	-	-	-	-	804	5 885	5 885	6 194
W GERM.....	353	10 901	10 901	11 251	2 519	33 815	33 473	34 974
SWITZLD.....	-	-	-	-	239	6 367	6 367	6 487
SPAIN.....	1 828	34 272	34 272	37 866	34 468	262 526	262 603	288 512
CHINA T.....	3 855	38 166	38 400	41 494	32 053	212 719	214 406	236 457
JAPAN.....	10 112	177 166	177 689	196 034	75 788	1 192 352	1 196 414	1 302 320
OTH CTY.....	20	280	280	290	2 055	2 182	2 207	2 369
TOTAL.....	17 289	281 120	281 262	307 464	151 954	1 800 335	1 806 485	1 965 012
6952330	CHISELS, GIMLETS, GOUGES, PLANES, & OTH CUTTING TOOLS AND PARTS THEREOF							
CANADA.....	-	7 472	7 493	7 493	-	27 742	27 908	27 935
SWEDEN.....	-	13 848	14 748	15 271	-	26 507	27 408	28 414
FINLAND.....	-	1 576	1 576	1 627	-	13 991	13 991	14 767
U KING.....	-	23 792	23 817	25 065	-	207 352	207 587	217 244
NETHLDS.....	-	645	581	652	-	155 463	155 399	158 067
FRANCE.....	-	2 390	2 390	2 425	-	67 935	67 935	70 949
W GERM.....	-	64 014	64 014	66 758	-	345 571	342 330	355 156
AUSTRIA.....	-	615	615	735	-	24 070	24 070	25 386
SWITZLD.....	-	17 341	17 341	17 790	-	72 454	72 454	74 305
SPAIN.....	-	7 011	7 011	7 663	-	35 635	35 599	38 004
ITALY.....	-	-	-	-	-	40 801	40 801	42 333
ISRAEL.....	-	6 000	5 910	6 012	-	17 820	17 730	17 965
KOR REP.....	-	668	668	797	-	7 416	7 416	8 216
HG KONG.....	-	-	-	-	-	5 369	5 485	6 290
CHINA T.....	-	5 825	5 765	5 968	-	20 118	20 025	21 148
JAPAN.....	-	134 729	134 801	139 211	-	276 946	277 727	288 383
OTH CTY.....	-	-	-	-	-	8 131	8 131	8 479
TOTAL.....	-	285 926	286 730	297 467	-	1 353 321	1 351 996	1 403 041

Table 2. Schedule A Commodity by Country of Origin,
Customs Value, F.a.s. and C.i.f.—Continued

(For information on coverage, definitions of Customs, f.a.s., and c.i.f. values, see Explanation of Statistics. Shipments valued less than \$251 are shown only under Schedule A commodity number 990.0000 and excluded from all other commodities. OTH CTY represents total for countries averaging under \$1,000 per month based on Customs Value)

Country of origin	Schedule A commodity number, description and unit of quantity							
	Current month			Cumulative, January to date				
	Net quantity	Value (dollars)			Net quantity	Value (dollars)		
Customs		F.a.s.	C.i.f.	Customs		F.a.s.	C.i.f.	
6952340	SCREWDRIVERS							
U KING.....	-	36 276	36 276	37 598	-	206 398	206 365	211 041
FRANCE.....	-	-	-	-	-	7 871	7 849	8 110
W GERM.....	-	7 795	7 795	8 021	-	22 913	22 486	23 588
SWITZLD.....	-	16 067	16 067	16 697	-	46 489	46 503	47 845
SPAIN.....	-	-	-	-	-	18 727	18 727	20 948
ITALY.....	-	-	-	-	-	34 812	34 512	37 124
INDIA.....	-	6 842	6 419	6 585	-	8 642	8 109	8 365
CHINA M.....	-	2 407	2 407	2 484	-	30 545	30 545	31 936
KOR REP.....	-	2 484	2 484	2 674	-	26 249	26 240	28 300
HG KONG.....	-	19 784	19 911	21 466	-	71 357	71 420	80 685
CHINA T.....	-	8 903	8 903	9 341	-	68 709	68 895	72 580
JAPAN.....	-	57 532	56 098	58 678	-	319 898	320 422	335 903
OTH CTY.....	-	1 050	1 050	1 084	-	6 626	6 649	6 770
TOTAL.....	-	159 140	157 410	164 628	-	869 236	868 722	913 195
6952350	TABLE, KITCHEN, AND HOUSEHOLD IMPLEMENTS OF IRON OR STEEL, CHARACTER OF HAND TOOLS							
SWEDEN.....	-	5 726	5 822	6 373	-	36 658	36 754	40 111
NORWAY.....	-	2 975	2 975	3 202	-	6 186	6 188	6 546
DENMARK.....	-	11 045	11 366	12 279	-	29 360	29 646	32 245
U KING.....	-	11 778	11 778	12 259	-	94 478	94 478	98 015
BELGIUM.....	-	1 143	1 143	1 207	-	8 098	8 098	8 908
FRANCE.....	-	8 449	8 562	8 993	-	63 271	63 586	67 729
W GERM.....	-	38 927	39 059	40 972	-	156 291	156 547	165 137
AUSTRIA.....	-	1 218	1 221	1 301	-	54 743	54 920	58 442
SWITZLD.....	-	4 437	4 437	5 138	-	24 378	24 378	25 988
SPAIN.....	-	290	290	318	-	10 151	10 151	11 445
ITALY.....	-	51 930	52 314	55 008	-	268 436	270 429	291 243
KOR REP.....	-	8 964	8 964	9 525	-	69 041	69 041	74 845
HG KONG.....	-	62 586	63 026	72 414	-	455 079	459 163	527 571
CHINA T.....	-	40 630	41 336	49 799	-	328 381	332 636	384 395
JAPAN.....	-	160 664	163 278	174 995	-	1 124 447	1 134 981	1 222 375
REP SAF.....	-	-	-	-	-	8 237	8 237	10 237
OTH CTY.....	-	581	581	612	-	18 498	18 722	20 820
TOTAL.....	-	411 343	416 152	454 395	-	2 755 733	2 777 955	3 046 052
6952360	HAND TOOLS, NES							
CANADA.....	-	41 068	37 484	41 526	-	232 470	216 218	238 760
MEXICO.....	-	-	-	-	-	13 381	13 643	13 767
BRAZIL.....	-	5 751	5 751	7 910	-	19 839	19 835	23 578
SWEDEN.....	-	45 566	45 532	47 851	-	212 114	211 585	221 897
NORWAY.....	-	1 726	1 726	1 775	-	20 504	20 172	21 136
DENMARK.....	-	18 814	18 784	19 639	-	58 782	58 506	62 494
U KING.....	-	146 224	142 407	154 421	-	601 923	590 638	634 392
NETHLD.....	-	3 255	3 255	3 356	-	17 457	17 457	17 761
BELGIUM.....	-	3 986	3 986	4 359	-	13 471	13 471	14 552
FRANCE.....	-	87 425	86 961	90 969	-	357 402	350 503	366 607
W GERM.....	-	234 994	235 296	244 674	-	1 061 704	1 067 125	1 116 759
AUSTRIA.....	-	1 681	1 683	1 854	-	16 434	16 491	16 979
SWITZLD.....	-	51 093	51 093	53 008	-	278 025	278 025	292 045
SPAIN.....	-	15 869	15 907	16 713	-	134 574	134 736	145 128
PORTUGL.....	-	37 620	37 620	44 849	-	197 875	197 515	224 480
ITALY.....	-	70 484	70 520	76 508	-	939 056	930 617	1 009 606
GREECE.....	-	-	-	-	-	16 298	16 298	17 188
ISRAEL.....	-	648	648	668	-	14 219	14 219	14 750
INDIA.....	-	5 415	5 415	5 900	-	22 343	22 343	24 591
PAKISTN.....	-	3 333	3 334	3 569	-	13 009	13 010	13 748
SINGAPR.....	-	1 388	1 388	1 431	-	23 570	23 570	24 229
CHINA M.....	-	1 703	1 747	1 997	-	8 492	8 536	9 570
KOR REP.....	-	51 737	51 737	56 694	-	277 169	277 000	303 020
HG KONG.....	-	69 326	70 525	82 090	-	318 122	321 730	369 107
CHINA T.....	-	51 295	52 063	59 844	-	435 351	441 783	492 579
JAPAN.....	-	374 371	378 232	409 406	-	2 024 369	2 042 375	2 209 916
AUSTRAL.....	-	458	458	501	-	6 782	6 782	7 387
N ZEAL.....	-	1 610	1 610	1 819	-	7 318	8 106	9 227
OTH CTY.....	-	4 727	3 958	4 380	-	12 112	11 331	12 922
TOTAL.....	-	1 331 567	1 329 120	1 437 711	-	7 354 165	7 343 627	7 928 175
6952410	ROCK DRILLING BITS WITH CUTTING PARTS CONTAINING DUTIABLE ALLOYS							
CANADA.....	-	112 616	113 230	113 411	-	347 372	348 804	349 629
MEXICO.....	-	53 185	53 184	53 184	-	282 399	282 398	282 398
SWEDEN.....	-	16 759	16 759	17 606	-	125 780	122 570	128 253
U KING.....	-	55 425	44 732	56 095	-	102 664	91 971	104 532
IRELAND.....	-	13 796	13 796	16 130	-	94 549	89 561	101 847
W GERM.....	-	-	-	-	-	26 269	26 269	26 638
AUSTRIA.....	-	14 496	14 496	14 938	-	17 907	17 907	18 453
SWITZLD.....	-	-	-	-	-	6 797	6 797	6 874
ISRAEL.....	-	-	-	-	-	18 250	18 251	18 700
OTH CTY.....	-	-	-	-	-	9 289	9 288	9 849
TOTAL.....	-	266 277	256 197	271 364	-	1 031 276	1 013 816	1 047 173
6952420	TWIST DRILLS							
CANADA.....	-	535	535	583	-	9 491	9 491	9 732
BRAZIL.....	-	9 773	9 773	9 955	-	66 597	66 051	67 876
SWEDEN.....	-	83 309	83 310	85 465	-	451 970	453 069	467 411

Table 2. Schedule A Commodity by Country of Origin,
Customs Value, F.a.s. and C.i.f.—Continued

(For information on coverage, definitions of Customs, f.a.s., and c.i.f. values, see Explanation of Statistics. Shipments valued less than \$251 are shown only under Schedule A commodity number 990.0000 and excluded from all other commodities. OTH CTY represents total for countries averaging under \$1,000 per month based on Customs Value)

Country of origin	Schedule A commodity number, description and unit of quantity							
	Current month				Cumulative, January to date			
	Net quantity	Value (dollars)			Net quantity	Value (dollars)		
Customs		F.a.s.	C.i.f.	Customs		F.a.s.	C.i.f.	
DENMARK.....	-	-	-	-	-	37 065	37 065	37 732
U KING.....	-	171 703	172 722	185 807	-	1 021 361	1 022 365	1 101 166
IRELAND.....	-	2 534	2 534	2 611	-	113 682	113 643	116 607
NETHLS.....	-	15 727	15 727	16 563	-	100 172	100 172	102 771
FRANCE.....	-	-	-	-	-	15 125	15 125	15 556
W GERM.....	-	16 671	16 671	17 255	-	163 574	163 623	168 644
AUSTRIA.....	-	9 490	9 480	10 141	-	31 084	29 615	31 774
SWITZLD.....	-	7 254	7 254	7 506	-	35 007	35 007	35 660
POLAND.....	-	14 892	14 892	15 113	-	170 771	174 039	189 286
SPAIN.....	-	11 421	11 389	11 620	-	113 356	113 249	115 072
ITALY.....	-	-	-	-	-	130 796	130 796	132 228
YUGOSLV.....	-	80 321	77 663	84 049	-	327 982	325 324	350 584
ISRAEL.....	-	1 894	1 894	1 944	-	13 742	13 715	14 101
INDIA.....	-	37 493	37 493	38 517	-	196 719	196 512	201 645
JAPAN.....	-	50 127	50 186	54 496	-	427 947	425 377	440 542
AUSTRAL.....	-	1 773	1 773	1 966	-	12 198	12 198	12 717
REP SAF.....	-	2 686	2 686	4 339	-	16 898	16 908	20 637
OTH CTY.....	-	-	-	-	-	1 379	1 397	1 534
TOTAL.....	-	517 603	515 982	547 930	-	3 456 916	3 454 745	3 633 471
6952430	CUTTING TOOLS, NES							
CANADA.....	-	267 891	272 081	269 632	-	1 323 339	1 329 459	1 323 939
MEXICO.....	-	661	661	661	-	134 306	133 674	138 203
BRAZIL.....	-	-	-	-	-	7 105	7 105	7 375
SWEDEN.....	-	75 294	75 267	77 936	-	393 189	393 006	407 164
DENMARK.....	-	34 957	34 957	37 298	-	72 699	72 699	76 456
U KING.....	-	357 727	353 042	372 371	-	1 679 113	1 657 652	1 735 928
IRELAND.....	-	13 112	13 106	13 665	-	74 354	74 478	77 400
NETHLS.....	-	4 138	4 137	4 357	-	31 917	31 858	33 257
FRANCE.....	-	31 399	31 340	32 262	-	218 341	218 340	222 667
W GERM.....	-	573 540	573 870	584 748	-	2 236 722	2 235 760	2 286 292
AUSTRIA.....	-	7 495	7 502	7 654	-	41 264	41 271	42 164
SWITZLD.....	-	197 210	197 277	205 128	-	1 137 572	1 137 838	1 163 671
POLAND.....	-	533 850	533 850	541 953	-	1 261 287	1 261 287	1 291 675
SPAIN.....	-	32 653	32 105	32 765	-	142 150	141 602	144 724
PORTUGL.....	-	1 714	1 714	1 782	-	10 661	10 661	11 082
ITALY.....	-	47 464	47 464	48 389	-	151 855	151 960	157 913
YUGOSLV.....	-	76 697	75 422	78 893	-	462 463	461 137	478 949
ISRAEL.....	-	96 807	97 301	100 940	-	771 539	764 515	795 165
INDIA.....	-	34 450	34 450	35 013	-	192 345	192 541	196 438
SINGAPR.....	-	6 285	6 285	6 456	-	54 062	54 061	55 449
HG KONG.....	-	-	-	-	-	14 657	14 657	14 997
CHINA T.....	-	-	-	-	-	5 692	5 692	5 921
JAPAN.....	-	273 079	273 082	278 002	-	1 824 625	1 825 883	1 868 180
AUSTRAL.....	-	-	-	-	-	6 912	7 400	7 507
REP SAF.....	-	2 444	2 444	2 803	-	6 158	6 158	6 926
OTH CTY.....	-	-	-	-	-	12 254 327	12 230 694	12 549 442
TOTAL.....	-	2 668 867	2 667 357	2 732 708	-	12 254 327	12 230 694	12 549 442
6952440	INTERCHANGEABLE TOOLS FOR HAND OR MACHINE TOOLS, NES							
CANADA.....	-	420 819	421 396	424 017	-	2 162 230	2 161 485	2 170 050
MEXICO.....	-	16 844	16 844	16 879	-	197 116	197 116	197 480
VENEZ.....	-	-	-	-	-	129 080	129 080	129 975
ARGENT.....	-	-	-	-	-	16 268	13 057	16 418
SWEDEN.....	-	19 522	19 522	20 101	-	240 532	240 536	248 734
NORWAY.....	-	-	-	-	-	90 868	90 868	97 818
U KING.....	-	55 291	54 933	57 044	-	304 851	305 571	319 193
IRELAND.....	-	74 019	73 994	77 507	-	424 712	424 706	441 602
NETHLS.....	-	1 181	1 181	1 349	-	42 502	42 505	42 927
BELGIUM.....	-	38 925	38 925	40 716	-	94 707	93 799	112 337
FRANCE.....	-	62 576	62 594	66 622	-	386 213	384 268	410 638
W GERM.....	-	119 403	119 529	124 843	-	641 393	640 232	666 523
AUSTRIA.....	-	2 586	2 586	3 006	-	13 643	13 643	14 125
SWITZLD.....	-	7 852	7 852	8 232	-	82 045	82 045	86 242
SPAIN.....	-	9 650	9 650	9 962	-	72 434	72 434	75 656
ITALY.....	-	82 559	82 559	85 656	-	210 457	210 477	222 793
ISRAEL.....	-	3 500	3 500	3 517	-	15 080	14 980	15 300
SINGAPR.....	-	4 861	4 861	4 978	-	26 804	26 804	27 640
CHINA T.....	-	-	-	-	-	16 907	16 902	18 035
JAPAN.....	-	55 759	56 374	59 099	-	1 055 113	1 048 837	1 091 709
AUSTRAL.....	-	-	-	-	-	40 014	40 014	41 129
OTH CTY.....	-	2 492	2 492	2 556	-	9 116	9 116	9 515
TOTAL.....	-	977 839	978 792	1 006 084	-	6 272 085	6 258 475	6 455 839
6952500	KNIVES AND CUTTING BLADES FOR POWER OR HAND MACHINES (NO)							
CANADA.....	6 016	112 971	112 138	112 964	29 198	381 058	379 306	384 069
SWEDEN.....	6 242	112 971	113 341	116 499	101 126	573 205	573 550	592 859
NORWAY.....	5 000	18 911	18 911	19 441	10 521	46 092	46 092	47 631
FINLAND.....	1 258	31 525	31 525	34 621	6 329	128 327	126 422	135 548
DENMARK.....	10 010	2 833	2 833	3 053	22 899	26 679	26 699	27 996
U KING.....	186 752	315 147	311 322	329 536	1 061 457	1 188 397	1 179 329	1 248 208
IRELAND.....	-	-	-	-	-	1 260	23 306	23 827
NETHLS.....	1 870	50 121	50 141	52 324	33 496	221 295	221 334	233 240
BELGIUM.....	1 686	7 030	7 232	7 867	7 389	34 159	34 361	36 329
FRANCE.....	816	20 593	20 593	21 513	54 322	159 533	159 572	167 414
W GERM.....	628 331	517 783	516 114	532 570	1 955 716	2 457 752	2 444 821	2 538 117
E GERM.....	293	17 539	17 539	18 089	293	17 539	17 539	18 089
AUSTRIA.....	130 740	127 457	127 457	129 606	349 449	857 712	854 884	872 992

Table 2. Schedule A Commodity by Country of Origin,
Customs Value, F.a.s. and C.i.f.—Continued

(For information on coverage, definitions of Customs, f.a.s., and c.i.f. values, see Explanation of Statistics. Shipments valued less than \$251 are shown only under Schedule A commodity number 990.0000 and excluded from all other commodities. OTH CTY represents total for countries averaging under \$1,000 per month based on Customs Value)

Country of origin	Schedule A commodity number, description and unit of quantity								
	Current month				Cumulative, January to date				
	Net quantity	Value (dollars)			Net quantity	Value (dollars)			
Customs		F.a.s.	C.i.f.	Customs		F.a.s.	C.i.f.		
SWITZLD.....	2 630	31 156	31 156	32 420	19 130	125 404	125 411	130 374	
SPAIN.....	16	1 342	1 342	1 461	1 774	16 618	16 618	18 026	
ITALY.....	2 408	22 313	22 317	23 251	85 467	188 052	163 667	171 675	
YUGOSLV.....	369	38 722	38 726	40 591	3 160	173 409	173 426	184 150	
JAPAN.....	93 227	108 811	108 811	113 470	341 182	438 413	438 413	455 473	
AUSTRAL.....	1 104	6 979	6 979	9 374	11 175	56 154	56 154	60 853	
OTH CTY.....	4	1 693	1 693	1 701	456	7 342	7 341	7 917	
TOTAL.....	1 078 772	1 545 897	1 540 170	1 600 351	4 095 799	7 120 446	7 068 245	7 354 787	
6952600	TOOL TIPS, PLATES, BLANKS, ETC., UNMOUNTED OF SINTERED METAL CARBIDES							(LB)	
CANADA.....	1 820	5 554	5 611	5 611	4 467	20 811	20 901	20 480	
SWEDEN.....	1 562	64 092	64 116	65 113	32 714	855 160	860 194	877 078	
DENMARK.....	529	12 650	12 650	13 065	1 368	57 464	57 464	58 822	
U KING.....	62	2 817	2 817	2 914	1 491	9 473	9 477	10 015	
NETHLD.....	9 198	31 073	31 073	32 075	39 169	123 436	123 436	127 561	
W GERM.....	422	17 226	17 226	17 574	701	27 715	27 720	28 286	
SWITZLD.....	24	2 626	2 626	2 679	330	24 014	24 015	24 648	
ISRAEL.....	457	6 106	6 106	6 471	7 684	123 326	123 326	132 618	
SINGAPR.....	-	-	-	-	290	12 426	12 426	13 105	
JAPAN.....	1 866	56 163	56 163	59 034	7 251	212 623	209 825	220 099	
OTH CTY.....	411	266	266	268	445	2 139	2 139	2 261	
TOTAL.....	16 351	198 573	198 654	204 804	95 910	1 468 587	1 470 923	1 514 973	
6960320	SAFETY-RAZOR BLADES							(NO)	
VENEZ.....	145 152	3 437	3 437	3 648	580 608	13 705	13 705	14 273	
U KING.....	24 988 810	568 528	568 528	588 911	122 716 365	2 311 264	2 311 265	2 408 130	
OTH CTY.....	4 475	273	273	477	185 543	6 361	6 361	7 188	
TOTAL.....	25 138 437	572 238	572 238	593 036	123 482 516	2 331 330	2 331 331	2 429 591	
6960330	NON-ELECTRIC SHAVERS AND BLADES AND CUTTING HEADS FOR NON-ELEC AND ELEC SHAVERS								
U KING.....	-	3 630	3 630	3 764	-	48 858	48 858	49 828	
NETHLD.....	-	2 858	2 858	2 948	-	1 196 223	1 196 223	1 208 323	
FRANCE.....	-	-	-	-	-	29 833	29 833	31 392	
W GERM.....	-	46 432	46 432	47 007	-	65 172	65 172	65 977	
AUSTRIA.....	-	35 714	35 714	36 152	-	35 714	35 714	36 152	
OTH CTY.....	-	-	-	-	-	2 920	2 920	2 994	
TOTAL.....	-	88 634	88 634	89 871	-	1 378 720	1 378 720	1 394 666	
6960350	RAZORS AND PARTS THEREOF, NES							(NO)	
U KING.....	-	-	-	-	15 020	7 049	7 049	8 134	
FRANCE.....	1 104	4 286	4 286	4 488	5 862	21 449	21 449	22 515	
W GERM.....	1 226	3 727	3 727	3 858	15 125	49 418	49 418	50 413	
OTH CTY.....	-	-	-	-	9 438	7 763	7 605	8 137	
TOTAL.....	2 330	8 013	8 013	8 346	45 445	85 679	85 521	89 199	
6960400	SCISSORS AND SHEARS AND BLADES THEREOF, NES							(NO)	
BRAZIL.....	93 918	139 511	139 511	144 629	360 098	540 868	540 939	566 582	
SWEDEN.....	100	360	343	349	14 303	25 876	25 447	27 573	
FINLAND.....	50 420	114 879	114 879	116 430	395 834	792 655	789 955	803 470	
U KING.....	37 043	14 807	14 807	15 381	120 263	76 037	75 925	79 064	
FRANCE.....	13 308	27 704	27 704	28 731	64 570	132 799	132 823	138 278	
W GERM.....	271 396	370 819	370 853	383 285	1 466 258	1 683 363	1 669 401	1 718 779	
SPAIN.....	12 948	8 466	8 466	8 749	56 340	82 199	79 992	81 720	
ITALY.....	613 763	539 827	539 963	555 491	2 883 652	2 452 740	2 452 581	2 535 546	
YUGOSLV.....	-	-	-	-	10 092	7 959	7 959	8 170	
PAKISTN.....	62 962	38 667	38 678	40 328	270 285	166 319	166 210	176 748	
KOR REP.....	600	525	525	574	44 408	14 455	14 455	16 582	
HG KONG.....	359 724	18 437	18 526	21 298	1 128 648	72 407	72 548	80 862	
CHINA T.....	187 652	37 662	38 080	42 487	722 492	135 238	136 073	150 926	
JAPAN.....	107 103	69 075	70 489	75 102	723 482	428 952	427 717	460 036	
N ZEAL.....	72 000	56 050	55 996	57 600	337 000	264 113	264 689	270 436	
OTH CTY.....	3 876	5 277	5 290	5 498	11 144	12 760	12 773	13 415	
TOTAL.....	1 886 813	1 442 066	1 444 110	1 495 932	8 608 869	6 888 740	6 869 557	7 128 187	
6960520	PEDICURE OR MANICURE SETS IN CONTAINERS								
U KING.....	-	15 302	15 302	16 364	-	31 441	31 441	33 821	
W GERM.....	-	131 954	131 993	136 278	-	1 202 187	1 206 639	1 247 548	
AUSTRIA.....	-	97 293	98 654	102 459	-	195 514	197 664	208 682	
SWITZLD.....	-	-	-	-	-	5 112	5 112	5 465	
SPAIN.....	-	24 245	24 245	24 797	-	86 503	86 503	89 754	
ITALY.....	-	107 516	107 216	109 543	-	255 125	254 825	265 423	
HG KONG.....	-	3 002	3 039	3 358	-	7 473	7 632	8 614	
JAPAN.....	-	700	700	771	-	68 499	68 499	69 636	
OTH CTY.....	-	-	-	-	-	2 396	2 399	2 492	
TOTAL.....	-	380 012	381 149	393 570	-	1 854 250	1 860 714	1 931 435	
6960540	CLIPPERS, KNIVES, CLEAVERS & CUTLERY, NES								
CANADA.....	-	-	-	-	-	14 599	14 599	14 599	
BRAZIL.....	-	15 433	15 433	16 333	-	31 016	31 022	32 678	
U KING.....	-	5 147	5 147	5 727	-	7 718	7 718	8 434	
FRANCE.....	-	6 547	6 547	6 740	-	52 563	52 577	54 911	
W GERM.....	-	122 163	122 120	125 613	-	412 419	412 293	425 386	
AUSTRIA.....	-	-	-	-	-	13 337	13 337	13 854	

Table 2. Schedule A Commodity by Country of Origin,
Customs Value, F.a.s. and C.i.f.—Continued

(For information on coverage, definitions of Customs, f.a.s., and c.i.f. values, see Explanation of Statistics. Shipments valued less than \$251 are shown only under Schedule A commodity number 990.0000 and excluded from all other commodities. OTH CTY represents total for countries averaging under \$1,000 per month based on Customs Value)

Country of origin	Schedule A commodity number, description and unit of quantity							
	Current month				Cumulative, January to date			
	Net quantity	Value (dollars)			Net quantity	Value (dollars)		
Customs		F.a.s.	C.i.f.	Customs		F.a.s.	C.i.f.	
SWITZLD.....	-	-	-	-	-	6 878	6 878	7 083
SPAIN.....	-	-	-	-	-	31 547	31 547	32 783
ITALY.....	-	23 063	23 064	24 025	-	47 556	47 253	48 899
CHINA M.....	-	-	-	-	-	9 031	9 028	9 530
KOR REP.....	-	1 951	2 503	2 613	-	9 544	10 096	10 760
HG KONG.....	-	4 824	4 817	5 061	-	26 284	26 567	28 736
CHINA T.....	-	-	-	-	-	13 717	13 828	14 176
JAPAN.....	-	12 529	12 808	13 445	-	45 595	46 332	48 700
OTH CTY.....	-	2 065	2 065	2 073	-	7 460	7 460	8 016
TOTAL.....	-	193 722	194 504	201 630	-	729 264	730 535	758 545
6960620	KITCHEN OR TABLE FORKS WITH OR WITHOUT THEIR HANDLES							(NO)
SWEDEN.....	6 000	5 656	4 728	5 914	9 910	10 016	8 632	10 835
NORWAY.....	29 622	31 507	31 507	31 743	87 817	99 058	99 066	100 627
FINLAND.....	-	-	-	-	48 165	33 566	33 182	33 961
DENMARK.....	11 500	23 722	23 722	24 288	26 126	51 999	49 034	50 595
U KING.....	20 776	22 642	22 642	23 031	160 042	67 624	67 809	69 506
IRELAND.....	-	-	-	-	377 570	35 338	35 338	36 540
NETHLS.....	-	-	-	-	19 190	19 881	19 899	20 557
FRANCE.....	11 912	8 515	8 515	8 882	174 192	135 781	135 817	139 223
W GERM.....	47 304	64 788	64 738	65 884	277 335	323 105	310 870	317 124
AUSTRIA.....	576	1 088	1 088	1 292	4 870	5 392	5 495	5 880
SPAIN.....	5 520	2 647	2 647	3 158	8 583	5 611	5 611	6 340
ITALY.....	2 600	1 854	1 854	1 928	18 978	8 062	8 284	8 704
KOR REP.....	670 896	28 466	28 466	30 788	3 243 140	192 326	192 326	204 929
HG KONG.....	8 640	374	391	426	86 132	5 759	5 776	6 607
CHINA T.....	716 304	50 316	50 316	52 503	7 096 875	550 010	550 989	580 030
JAPAN.....	2 022 676	230 620	231 251	242 755	15 160 082	1 857 332	1 862 226	1 949 273
OTH CTY.....	6 676	2 824	2 824	3 213	18 246	10 008	9 990	10 598
TOTAL.....	3 561 002	475 019	474 689	495 805	26 817 253	3 410 868	3 400 344	3 551 329
6960640	KITCHEN OR TABLE SPOONS WITH OR WITHOUT THEIR HANDLES							(NO)
MEXICO.....	30 880	4 441	4 514	4 514	97 196	13 334	13 498	13 498
SWEDEN.....	-	-	-	-	10 239	8 713	7 853	9 273
NORWAY.....	43 000	49 413	49 414	50 020	123 641	157 594	157 609	160 552
FINLAND.....	2 594	1 602	1 602	1 606	62 658	44 823	44 458	45 184
DENMARK.....	12 470	25 535	25 535	26 157	23 058	44 917	44 917	46 245
U KING.....	48 817	26 137	26 174	26 643	119 406	75 969	76 022	77 906
IRELAND.....	-	-	-	-	242 340	17 281	17 281	17 869
NETHLS.....	23 000	12 693	12 693	13 804	68 110	45 679	45 679	48 169
FRANCE.....	6 840	4 239	4 239	4 367	156 604	116 342	116 459	118 801
W GERM.....	97 499	116 383	116 388	119 919	343 892	401 213	384 643	395 986
SPAIN.....	-	-	-	-	74 975	24 911	24 911	25 876
PORTUGL.....	1 800	816	816	862	2 696	7 627	7 627	8 378
ITALY.....	7 800	1 537	1 537	1 569	30 465	16 157	16 286	17 324
THAILND.....	3 988	2 707	2 707	3 085	5 548	5 006	5 006	5 387
KOR REP.....	1 308 540	62 923	62 923	66 114	6 476 744	361 034	361 034	382 503
HG KONG.....	10 246	4 027	4 027	4 411	701 144	47 666	48 757	53 088
CHINA T.....	2 305 692	128 695	128 695	134 644	12 706 884	692 265	693 204	729 226
JAPAN.....	2 564 594	267 486	269 191	283 610	22 695 539	2 684 747	2 695 608	2 824 174
OTH CTY.....	3 909	1 352	1 352	1 624	43 435	19 224	19 369	22 935
TOTAL.....	6 471 669	709 986	711 807	742 949	43 984 574	4 784 502	4 780 221	5 002 374
6960650	CAMPING AND PICNIC SETS WITH METAL KNIFE, FORK, AND SPOON COMPACTLY JOINED WHEN NOT USED							(NO)
CHINA T.....	-	-	-	-	124 956	8 892	8 892	9 773
JAPAN.....	14 976	4 333	4 333	4 572	365 998	73 440	73 868	79 349
OTH CTY.....	-	-	-	-	1 950	1 855	1 855	2 324
TOTAL.....	14 976	4 333	4 333	4 572	492 904	84 187	84 615	91 446
6960675	SETS WHOLLY OF KNIVES, FORKS, OR SPOONS							(PCS)
NETHLS.....	50 750	15 225	15 225	15 859	62 950	18 105	18 105	18 932
KOR REP.....	135 325	13 670	13 670	14 171	1 264 025	121 751	122 432	127 572
CHINA T.....	-	-	-	-	4 362 958	309 662	309 678	318 615
JAPAN.....	2 927 002	341 722	342 919	357 732	32 004 317	3 912 677	3 934 068	4 123 068
OTH CTY.....	1 549	2 573	2 591	2 601	12 301	10 939	11 361	11 559
TOTAL.....	3 114 626	373 190	374 405	390 363	37 706 551	4 373 134	4 395 644	4 599 746
6960690	SETS, NES, NOT WHOLLY OF KNIVES, FORKS, OR SPOONS							
CANADA.....	-	-	-	-	-	8 909	10 283	10 283
NORWAY.....	-	-	-	-	-	28 729	28 734	29 497
DENMARK.....	-	13 583	13 583	14 403	-	23 617	23 570	24 827
U KING.....	-	60 314	60 313	62 568	-	169 232	169 276	183 368
NETHLS.....	-	53 544	53 566	56 519	-	102 444	102 466	106 245
FRANCE.....	-	2 286	2 286	2 517	-	27 367	27 367	29 293
W GERM.....	-	107 265	107 040	112 156	-	264 523	264 369	280 218
AUSTRIA.....	-	687	687	762	-	11 204	11 089	11 775
SWITZLD.....	-	1 218	1 218	1 218	-	6 957	6 957	7 147
SPAIN.....	-	-	-	-	-	25 481	25 481	27 056
PORTUGL.....	-	-	-	-	-	9 975	9 975	10 931
ITALY.....	-	189 711	189 928	216 728	-	546 264	547 150	622 653
ISRAEL.....	-	-	-	-	-	28 000	28 000	28 608
THAILND.....	-	-	-	-	-	6 225	6 224	6 632
HG KONG.....	-	47 319	48 065	54 337	-	152 582	154 720	174 467
CHINA T.....	-	52 295	52 289	62 062	-	215 363	216 742	258 868
JAPAN.....	-	528 081	528 957	560 765	-	3 167 567	3 192 311	3 355 661
OTH CTY.....	-	-	-	-	-	11 740	11 748	13 131
TOTAL.....	-	1 056 303	1 057 932	1 144 035	-	4 806 179	4 836 462	5 180 660

Table 2. Schedule A Commodity by Country of Origin,
Customs Value, F.a.s. and C.i.f.—Continued

(For information on coverage, definitions of Customs, f.a.s., and c.i.f. values, see Explanation of Statistics. Shipments valued less than \$251 are shown only under Schedule A commodity number 990.0000 and excluded from all other commodities. OTH CTY represents total for countries averaging under \$1,000 per month based on Customs Value)

Country of origin	Schedule A commodity number, description and unit of quantity							
	Current month				Cumulative, January to date			
	Net quantity	Value (dollars)			Net quantity	Value (dollars)		
Customs		F.a.s.	C.i.f.	Customs		F.a.s.	C.i.f.	
6960820	PEN, POCKET AND OTHER KNIVES WITH FOLDING BLADES							(NO)
CANADA.....	-	-	-	-	50 640	16 640	16 640	17 301
SWEDEN.....	4 060	13 455	13 456	13 578	17 745	48 794	48 795	50 259
U KING.....	2 824	2 447	2 447	2 634	62 796	32 862	32 862	34 705
IRELAND.....	35 424	15 686	15 686	16 337	261 240	93 630	93 630	98 977
BELGIUM.....	6 175	22 612	22 612	22 890	6 175	22 612	22 612	22 890
FRANCE.....	12 576	16 634	16 634	16 928	61 023	71 728	71 728	73 281
W GERM.....	23 003	77 731	77 542	80 341	115 477	542 334	542 083	556 718
SWITZLD.....	7 816	16 927	16 927	17 445	101 273	374 562	368 262	380 367
SPAIN.....	3 000	11 768	11 768	11 915	147 830	119 596	119 596	125 598
ITALY.....	19 914	21 764	21 764	22 739	154 360	137 431	137 745	143 810
PAKISTN.....	33 830	19 837	19 837	21 485	106 158	66 865	66 865	70 642
KOR REP.....	1 000	4 406	4 406	4 447	3 160	6 682	7 023	7 771
HG KONG.....	5 112	1 735	1 767	1 836	25 624	8 046	8 078	8 580
JAPAN.....	537 632	368 902	370 727	385 485	2 235 971	1 737 583	1 743 057	1 807 205
OTH CTY.....	-	-	-	-	19 794	9 720	9 720	9 982
TOTAL.....	692 366	593 904	595 577	618 060	3 369 266	3 289 085	3 288 696	3 408 086
6960840	KNIVES WITH STAINLESS STEEL HANDLES							(NO)
NORWAY.....	15 356	25 804	25 804	26 207	41 805	69 131	69 131	70 302
FINLAND.....	-	-	-	-	24 584	30 797	30 019	30 790
DENMARK.....	4 200	9 814	9 814	10 048	8 257	19 885	19 885	20 492
U KING.....	10 952	24 808	24 808	25 162	29 420	48 762	48 884	49 822
NETHLDs.....	-	-	-	-	11 054	13 722	13 722	14 154
FRANCE.....	576	377	377	407	16 689	27 104	27 089	27 999
W GERM.....	22 241	45 943	45 945	46 865	134 958	271 690	266 524	271 143
KOR REP.....	1 259 736	113 918	113 918	121 358	4 242 908	628 763	628 763	659 720
CHINA T.....	409 872	56 240	56 240	58 471	3 705 436	612 633	612 633	639 610
JAPAN.....	730 118	162 101	162 733	169 701	8 746 744	1 945 965	1 950 315	2 032 228
OTH CTY.....	2 800	4 138	4 138	4 691	14 768	20 364	19 644	21 610
TOTAL.....	2 455 851	443 143	443 777	462 910	17 026 623	3 688 816	3 686 609	3 837 870
6960860	KNIVES WITH THEIR HANDLES, NES AND PARTS							(NO)
CANADA.....	2 150	6 035	6 165	6 165	148 550	12 496	12 626	12 883
COLOMB.....	250 488	39 488	39 488	41 118	1 044 588	164 421	164 421	172 219
BRAZIL.....	5 645	3 559	3 559	4 259	23 753	29 564	29 564	33 498
SWEDEN.....	19 880	31 221	31 180	32 473	152 973	212 254	212 191	219 644
NORWAY.....	27 033	23 791	23 791	24 265	58 900	61 992	61 999	63 874
FINLAND.....	46 080	92 255	92 255	94 228	509 432	936 518	936 519	957 807
DENMARK.....	2 450	6 881	6 881	7 093	24 640	38 607	38 607	39 870
U KING.....	874 701	124 280	123 902	129 132	5 741 142	585 283	583 211	609 225
FRANCE.....	84 118	136 750	142 663	146 872	509 597	707 404	711 268	738 036
W GERM.....	86 020	250 430	250 410	259 450	442 846	882 837	961 759	994 568
SWITZLD.....	156 682	328 707	328 707	334 154	502 679	1 245 964	1 245 954	1 274 120
SPAIN.....	2 500	825	866	887	58 882	18 593	18 779	19 754
PORTUGL.....	-	-	-	-	11 994	17 074	17 074	18 193
ITALY.....	26 130	28 991	28 992	30 048	190 888	225 166	224 658	233 318
INDIA.....	500	380	380	475	8 059	7 653	7 553	8 720
PAKISTN.....	7 560	3 833	3 833	4 155	51 636	27 028	27 027	30 090
CHINA H.....	800	447	447	512	5 290	5 093	5 093	5 752
KOR REP.....	500	2 049	2 049	2 068	91 940	13 613	13 615	14 713
HG KONG.....	3 161	1 860	1 918	2 175	144 107	13 998	13 901	15 944
CHINA T.....	75 732	9 360	9 442	10 147	199 222	32 235	32 582	35 132
JAPAN.....	1 822 212	535 495	536 671	563 754	14 507 832	3 705 437	3 735 383	3 920 998
AUSTRAL.....	-	-	-	-	25 084	34 586	34 586	35 739
OTH CTY.....	2 932	5 431	5 431	5 977	11 979	11 869	11 888	13 081
TOTAL.....	3 497 274	1 632 068	1 639 030	1 699 407	24 466 013	8 989 685	9 100 258	9 467 178
6971000	DOMESTIC STOVES, BOILERS, COOKERS, ETC AND PARTS							
CANADA.....	-	243 626	252 019	252 189	-	867 268	893 038	912 942
MEXICO.....	-	9 569	9 616	9 616	-	33 881	34 348	34 348
C RICA.....	-	-	-	-	-	15 058	15 058	16 526
COLOMB.....	-	1 885	1 885	2 427	-	42 616	42 616	47 176
VENEZ.....	-	6 628	6 628	7 103	-	6 628	6 628	7 103
SWEDEN.....	-	116 259	116 261	123 196	-	481 494	479 499	519 438
NORWAY.....	-	-	-	-	-	706 763	706 763	773 886
FINLAND.....	-	64 014	64 014	73 430	-	121 138	121 138	139 301
DENMARK.....	-	22 956	22 956	24 528	-	239 453	237 586	255 473
U KING.....	-	34 460	34 460	37 261	-	200 304	199 145	216 833
BELGIUM.....	-	698	702	792	-	18 649	18 670	20 648
FRANCE.....	-	93 235	91 387	95 206	-	408 350	412 109	439 888
W GERM.....	-	102 122	102 872	112 138	-	786 336	790 240	892 860
AUSTRIA.....	-	4 486	4 486	4 715	-	25 109	25 109	28 706
POLAND.....	-	9 040	9 040	11 904	-	16 300	16 300	22 051
SPAIN.....	-	-	-	-	-	30 982	30 983	36 008
ITALY.....	-	633	633	682	-	17 295	17 295	21 767
YUGOSLV.....	-	118 179	120 686	135 042	-	677 190	684 649	770 886
IRAN.....	-	-	-	-	-	6 600	6 600	8 710
INDIA.....	-	20 742	20 742	24 025	-	55 246	55 246	64 900
KOR REP.....	-	200 922	200 922	221 831	-	1 631 372	1 631 372	1 840 784
HG KONG.....	-	3 471	3 490	4 084	-	107 780	107 871	121 328
CHINA T.....	-	748 326	756 402	952 802	-	6 351 097	6 398 228	8 006 335
JAPAN.....	-	40 995	41 146	45 411	-	343 790	344 089	376 503
REP SAF.....	-	-	-	-	-	65 929	65 821	126 296
OTH CTY.....	-	860	860	991	-	11 567	11 567	13 240
TOTAL.....	-	1 843 106	1 861 207	2 139 373	-	13 268 195	13 351 968	15 713 936

Table 2. Schedule A Commodity by Country of Origin,
Customs Value, F.a.s. and C.i.f.—Continued

(For information on coverage, definitions of Customs, f.a.s., and c.i.f. values, see Explanation of Statistics. Shipments valued less than \$251 are shown only under Schedule A commodity number 990.0000 and excluded from all other commodities. OTH CTY represents total for countries averaging under \$1,000 per month based on Customs Value)

Country of origin	Schedule A commodity number, description and unit of quantity							
	Current month				Cumulative, January to date			
	Net quantity	Value (dollars)			Net quantity	Value (dollars)		
Customs		F.a.s.	C.i.f.	Customs		F.a.s.	C.i.f.	
6972110	HOUSEHOLD WARES OF STAINLESS STEEL, NOT ENAMELED OR COATED							
CANADA.....	-	68 330	67 715	68 381	-	403 050	404 704	407 487
MEXICO.....	-	1 639	1 750	1 664	-	7 976	8 373	8 001
DOM REP.....	-	4 824	4 824	5 420	-	9 475	9 475	10 638
BRAZIL.....	-	5 157	5 157	5 953	-	5 577	5 577	6 483
SWEDEN.....	-	91 304	91 215	95 151	-	290 265	288 823	305 677
NORWAY.....	-	10 339	10 339	10 848	-	20 268	20 268	21 704
DENMARK.....	-	26 989	26 996	29 026	-	234 141	234 812	246 027
U KING.....	-	6 633	6 623	7 471	-	19 824	19 834	22 194
BELGIUM.....	-	2 238	2 238	2 622	-	6 521	6 521	7 291
FRANCE.....	-	7 527	7 500	8 022	-	70 984	70 768	76 472
W GERM.....	-	36 083	36 083	38 720	-	388 505	388 485	416 246
SWITZLD.....	-	20 542	20 542	22 216	-	84 971	84 971	90 249
SPAIN.....	-	780	780	832	-	14 433	14 434	16 538
ITALY.....	-	37 368	37 367	41 132	-	198 400	199 923	216 723
GREECE.....	-	-	-	-	-	21 120	21 120	22 828
INDIA.....	-	2 774	3 024	3 290	-	7 824	8 074	9 449
SINGAPR.....	-	-	-	-	-	35 948	35 948	38 720
KOR REP.....	-	129 806	131 403	146 625	-	965 169	974 768	1 080 726
HG KONG.....	-	51 779	53 000	64 221	-	162 325	164 001	192 056
CHINA T.....	-	52 490	53 383	63 661	-	250 836	252 107	285 327
JAPAN.....	-	677 663	695 158	762 177	-	2 913 024	2 944 943	3 225 125
OTH CTY.....	-	2 396	2 396	2 684	-	8 317	8 316	9 224
TOTAL.....	-	1 236 661	1 257 493	1 380 116	-	6 118 953	6 166 245	6 715 185
6972120	HOUSEHOLD AND SANITARY WARES OF UNENAMELED TIN PLATE							
CANADA.....	-	-	-	-	-	17 067	18 134	18 134
MEXICO.....	-	29 239	29 439	29 343	-	116 905	119 082	118 619
BRAZIL.....	-	15 004	15 004	17 876	-	26 080	26 080	30 027
U KING.....	-	15 709	15 834	18 065	-	287 612	287 749	325 404
FRANCE.....	-	14 382	14 333	15 270	-	80 598	81 049	88 285
W GERM.....	-	8 677	8 677	9 942	-	59 421	59 446	65 020
ITALY.....	-	715	735	793	-	13 761	13 893	17 060
HG KONG.....	-	39 860	40 283	50 505	-	201 759	203 916	247 464
CHINA T.....	-	6 221	6 421	8 188	-	39 122	40 082	49 958
JAPAN.....	-	11 612	12 178	12 427	-	16 097	16 877	17 802
OTH CTY.....	-	1 417	1 417	1 682	-	15 437	15 437	17 836
TOTAL.....	-	142 836	144 321	164 091	-	873 859	881 745	995 609
6972130	HOUSEHOLD WARES OF IRON OR STEEL, CHROMEPLATED (NO)							
CANADA.....	72 400	25 276	25 617	25 617	287 865	87 045	90 685	90 738
U KING.....	8 415	11 960	11 997	13 581	24 530	27 787	27 828	32 376
FRANCE.....	249	2 891	2 891	3 237	18 009	17 490	17 432	18 671
W GERM.....	-	-	-	-	202 142	31 323	31 323	35 777
KOR REP.....	2 000	1 100	1 100	1 673	50 250	12 144	12 144	15 353
HG KONG.....	43 331	17 854	18 058	20 944	129 937	64 402	65 333	76 404
CHINA T.....	207 756	52 136	53 198	64 155	1 074 196	259 372	263 797	318 538
JAPAN.....	63 332	66 862	67 060	76 393	377 596	203 474	205 073	231 419
OTH CTY.....	-	-	-	-	3 216	8 541	8 541	9 949
TOTAL.....	397 483	178 079	179 921	205 600	2 167 741	711 578	722 156	829 225
6972140	HOUSEHOLD AND SANITARY WARES OF IRON OR STEEL, NOT ENAMELED OR COATD WITH PREC METL, NES							
CANADA.....	-	51 677	52 750	52 262	-	419 470	425 492	426 105
MEXICO.....	-	118 692	120 021	120 501	-	427 690	423 344	429 336
COLOMB.....	-	12 889	12 889	16 139	-	17 861	17 861	22 539
VENEZ.....	-	2 326	2 326	2 600	-	8 828	8 828	9 963
BRAZIL.....	-	-	-	-	-	8 237	8 237	9 829
ARGENT.....	-	-	-	-	-	6 998	6 998	7 741
SWEDEN.....	-	34 963	35 049	37 540	-	70 922	71 701	78 761
NORWAY.....	-	13 911	13 911	16 001	-	21 958	21 958	24 695
DENMARK.....	-	8 719	8 720	10 045	-	14 125	14 127	15 810
U KING.....	-	21 779	21 825	24 521	-	135 334	135 629	154 874
IRELAND.....	-	-	-	-	-	7 091	7 091	8 387
NETHLDs.....	-	1 777	1 777	1 866	-	37 717	37 890	42 326
BELGIUM.....	-	622	631	718	-	17 043	17 287	19 485
FRANCE.....	-	51 008	51 274	56 241	-	245 624	247 461	269 272
W GERM.....	-	15 245	15 299	16 903	-	143 239	144 323	159 029
AUSTRIA.....	-	3 021	3 030	3 473	-	27 540	27 515	31 725
SWITZLD.....	-	30 212	30 212	31 214	-	68 164	68 164	73 301
POLAND.....	-	17 378	17 378	19 990	-	66 544	66 544	89 463
SPAIN.....	-	7 243	7 289	8 276	-	224 758	224 954	258 823
ITALY.....	-	61 784	62 282	68 937	-	302 117	308 519	348 739
ISRAEL.....	-	-	-	-	-	6 877	6 877	7 637
INDIA.....	-	-	-	-	-	6 237	6 237	8 173
CHINA M.....	-	671	671	769	-	29 886	31 227	36 582
KOR REP.....	-	116 369	114 245	136 729	-	467 963	451 346	544 182
HG KONG.....	-	202 860	206 070	253 679	-	1 233 711	1 254 847	1 528 374
CHINA T.....	-	404 061	407 487	486 483	-	2 022 811	2 043 127	2 402 692
JAPAN.....	-	389 986	399 939	455 854	-	1 927 703	1 962 665	2 205 788
EGYPT.....	-	1 598	1 598	1 860	-	5 379	5 380	6 129
OTH CTY.....	-	1 321	1 321	1 666	-	14 990	14 990	21 812
TOTAL.....	-	1 570 112	1 587 994	1 824 269	-	7 986 817	8 060 619	9 241 572
6972150	HOUSEHOLD AND SANITARY WARES OF IRON OR STEEL, ENAMELED, NES (LB)							
CANADA.....	780	1 410	1 435	1 435	12 355	23 698	24 264	24 264

Table 2. Schedule A Commodity by Country of Origin,
Customs Value, F.a.s. and C.i.f.—Continued

(For information on coverage, definitions of Customs, f.a.s., and c.i.f. values, see Explanation of Statistics. Shipments valued less than \$251 are shown only under Schedule A commodity number 990.0000 and excluded from all other commodities. OTH CTY represents total for countries averaging under \$1,000 per month based on Customs Value)

Country of origin	Schedule A commodity number, description and unit of quantity							
	Current month				Cumulative, January to date			
	Net quantity	Value (dollars)			Net quantity	Value (dollars)		
Customs		F.a.s.	C.i.f.	Customs		F.a.s.	C.i.f.	
MEXICO.....	218 979	199 550	138 946	138 946	1 118 722	1 165 526	836 944	836 944
FINLAND.....	-	-	-	-	30 586	48 234	48 234	55 087
DENMARK.....	104 472	129 294	102 084	110 344	667 975	688 575	602 631	646 098
U KING.....	83	1 915	1 910	2 045	44 056	33 296	33 291	38 251
NETHLDS.....	11 684	10 013	10 013	11 313	13 130	13 062	13 062	14 883
BELGIUM.....	38 625	25 923	33 940	36 162	143 162	129 996	142 881	155 076
FRANCE.....	168 157	264 788	258 115	275 665	1 089 653	1 288 353	1 263 406	1 355 167
W GERM.....	4 949	8 613	8 613	9 573	106 303	125 167	125 053	137 886
AUSTRIA.....	97 762	108 434	108 457	117 395	827 262	853 031	852 634	930 646
SWITZLD.....	-	-	-	-	17 394	17 312	17 312	18 993
POLAND.....	61 810	32 537	32 537	43 056	198 962	132 706	132 596	161 575
SPAIN.....	206 098	216 746	216 763	243 542	2 279 635	2 349 811	2 352 741	2 674 423
ITALY.....	720	1 084	1 101	1 518	41 233	47 300	47 316	53 288
YUGOSLV.....	17 680	15 936	15 936	17 343	17 680	15 936	15 936	17 343
HG KONG.....	6 500	2 297	2 297	2 677	35 995	33 001	33 283	36 114
CHINA T.....	-	-	-	-	81 105	16 078	16 028	20 705
JAPAN.....	186 451	172 729	174 013	201 713	769 711	772 679	785 792	874 010
REP SAF.....	45 139	78 332	32 150	41 613	92 174	143 828	89 515	90 235
OTH CTY.....	1 585	3 633	3 561	3 830	6 853	11 462	11 390	12 525
TOTAL.....	1 171 474	1 273 234	1 141 871	1 258 171	7 593 946	7 908 351	7 444 309	8 153 513
6972210	COOKING WARE OF COPPER, NOT COATED WITH PRECIOUS METAL							(NO)
U KING.....	757	3 819	3 819	4 760	2 261	16 831	16 931	21 247
FRANCE.....	3 813	47 758	48 756	51 211	16 758	165 282	167 508	176 559
W GERM.....	407	4 967	4 903	5 499	438	5 407	5 343	6 134
PORTUGL.....	4 117	18 270	18 270	21 161	40 269	130 749	131 141	150 088
ITALY.....	60	703	703	866	1 667	15 366	15 371	17 666
GREECE.....	106	995	995	1 036	649	6 897	6 897	7 856
TURKEY.....	201	1 764	1 764	1 929	12 876	30 241	30 241	37 550
OTH CTY.....	1 054	3 328	3 328	4 199	7 789	20 448	20 466	24 428
TOTAL.....	10 515	81 604	82 538	90 661	82 707	391 221	393 898	441 528
6972230	HOUSEHOLD AND SANITARY WARES OF BRASS, NOT COATED WITH PRECIOUS METAL							
CANADA.....	-	1 855	1 861	1 861	-	56 936	57 065	57 153
MEXICO.....	-	122 578	124 121	125 528	-	566 181	570 376	577 360
BRAZIL.....	-	2 272	2 272	2 432	-	8 114	8 114	8 731
ARGENT.....	-	-	-	-	-	9 271	9 271	11 516
SWEDEN.....	-	44 373	44 373	47 233	-	44 972	44 972	47 886
DENMARK.....	-	15 468	15 466	16 202	-	70 722	70 835	74 398
U KING.....	-	207 257	207 981	227 469	-	1 113 012	1 117 533	1 254 075
IRELAND.....	-	8 571	7 861	8 894	-	18 837	18 127	20 380
NETHLDS.....	-	25 344	25 159	28 798	-	249 002	248 897	279 034
BELGIUM.....	-	1 994	2 067	2 129	-	12 750	12 823	15 332
FRANCE.....	-	33 305	33 723	36 213	-	118 950	120 409	131 377
W GERM.....	-	60 982	61 030	64 847	-	275 989	277 519	289 712
AUSTRIA.....	-	1 379	1 390	1 479	-	23 590	23 614	25 518
SPAIN.....	-	42 487	42 652	47 431	-	190 525	190 915	210 351
PORTUGL.....	-	94 023	94 023	98 713	-	229 138	229 197	239 300
ITALY.....	-	64 233	64 769	74 472	-	382 559	383 735	427 699
YUGOSLV.....	-	949	949	1 037	-	10 420	10 420	10 732
TURKEY.....	-	1 467	1 467	2 193	-	12 871	12 677	16 020
SYRIA.....	-	4 879	4 879	5 426	-	8 192	8 192	9 928
LEBANON.....	-	6 582	6 582	6 915	-	8 809	8 779	9 613
IRAN.....	-	12 776	12 776	14 752	-	50 857	50 888	59 607
ISRAEL.....	-	7 483	7 478	8 179	-	143 016	143 187	156 273
INDIA.....	-	169 364	169 778	196 350	-	940 544	941 872	1 095 187
PAKISTN.....	-	9 715	9 865	12 554	-	103 064	103 214	138 717
THAILND.....	-	1 998	1 998	2 726	-	8 365	8 563	11 623
CHINA M.....	-	1 453	1 453	2 118	-	21 508	21 648	25 213
KOR REP.....	-	20 653	20 788	22 263	-	255 749	255 843	276 056
HG KONG.....	-	88 678	90 499	101 766	-	600 669	607 730	677 844
CHINA T.....	-	138 588	138 632	153 333	-	898 142	899 250	1 003 821
JAPAN.....	-	67 692	68 516	72 249	-	504 888	518 210	553 820
OTH CTY.....	-	6 115	5 988	7 687	-	31 593	31 495	37 482
TOTAL.....	-	1 264 513	1 270 396	1 393 249	-	6 969 235	7 005 370	7 751 758
6972260	HOUSEHOLD AND SANITARY WARES OF COPPER, NES, NOT COATED WITH PRECIOUS METAL							
CANADA.....	-	308	343	343	-	8 876	8 850	9 001
MEXICO.....	-	7 567	7 567	7 825	-	25 758	25 875	26 691
NORWAY.....	-	992	992	1 185	-	5 597	5 597	5 943
U KING.....	-	17 186	17 519	18 774	-	130 519	132 700	142 209
IRELAND.....	-	21 589	20 554	23 804	-	32 301	31 274	36 073
NETHLDS.....	-	39 781	39 902	44 624	-	166 762	166 394	187 075
BELGIUM.....	-	2 619	2 621	2 872	-	24 310	24 337	27 319
FRANCE.....	-	5 746	5 750	6 342	-	61 883	62 480	67 631
W GERM.....	-	3 511	3 484	4 015	-	35 649	35 657	38 795
AUSTRIA.....	-	-	-	-	-	5 499	5 499	6 191
SWITZLD.....	-	2 177	2 177	2 404	-	14 482	14 482	16 167
POLAND.....	-	56 098	56 098	56 950	-	56 098	56 098	56 950
PORTUGL.....	-	38 373	38 373	43 667	-	271 045	271 242	304 404
ITALY.....	-	7 954	8 023	8 847	-	64 316	64 391	73 022
GREECE.....	-	490	490	673	-	20 828	20 828	23 158
TURKEY.....	-	-	-	-	-	19 962	20 195	27 064
LEBANON.....	-	-	-	-	-	9 150	9 150	9 947
IRAN.....	-	25 059	25 059	27 629	-	216 628	216 718	250 840
ISRAEL.....	-	-	-	-	-	13 329	13 329	14 408
INDIA.....	-	6 696	6 696	7 756	-	22 074	22 084	24 886

Table 2. Schedule A Commodity by Country of Origin,
Customs Value, F.a.s. and C.i.f.—Continued

(For information on coverage, definitions of Customs, f.a.s., and c.i.f. values, see Explanation of Statistics. Shipments valued less than \$251 are shown only under Schedule A commodity number 990.0000 and excluded from all other commodities. OTH CTY represents total for countries averaging under \$1,000 per month based on Customs Value)

Country of origin	Schedule A commodity number, description and unit of quantity							
	Current month				Cumulative, January to date			
	Net quantity	Value (dollars)			Net quantity	Value (dollars)		
		Customs	F.a.s.	C.i.f.		Customs	F.a.s.	C.i.f.
PAKISTAN.....	-	1 018	1 018	1 215	-	12 438	12 424	14 413
NEPAL.....	-	-	-	-	-	8 723	8 723	9 533
THAILND.....	-	7 910	7 910	9 612	-	49 485	49 485	61 443
CHINA M.....	-	358	358	424	-	10 576	10 576	12 258
HG KONG.....	-	3 200	3 303	3 921	-	10 888	11 089	12 786
CHINA T.....	-	-	-	-	-	11 904	11 919	14 144
JAPAN.....	-	9 213	9 246	10 140	-	29 940	30 012	33 065
N ZEAL.....	-	10 016	10 016	10 578	-	10 016	10 016	10 578
MOROC.....	-	654	654	764	-	12 222	12 222	14 420
EGYPT.....	-	5 583	5 583	6 499	-	33 267	33 268	36 951
REP SAF.....	-	-	-	-	-	8 565	7 565	9 869
OTH CTY.....	-	2 992	2 992	3 330	-	22 105	22 107	25 828
TOTAL.....	-	277 090	276 728	304 193	-	1 425 195	1 426 592	1 603 062
6972320	COOKING WARE OF ALUMINUM, NOT COATED WITH PRECIOUS METAL							(NO)
CANADA.....	14 000	349	349	479	15 523	7 314	7 324	7 497
MEXICO.....	10 648	13 715	13 715	13 715	24 837	45 316	45 336	45 339
DOM REP.....	-	-	-	-	4 555	8 293	8 293	8 867
COLOMB.....	5 012	3 658	3 658	4 232	5 807	6 227	6 227	7 136
BRAZIL.....	540	3 164	3 164	3 369	5 592	30 440	30 440	34 052
NORWAY.....	502	1 845	1 845	2 004	3 271	16 686	16 686	19 237
U KING.....	-	-	-	-	5 342	15 971	15 980	18 360
FRANCE.....	287 273	635 720	635 992	678 694	1 017 178	2 041 384	2 042 497	2 199 214
W GERM.....	900	1 728	1 644	1 711	2 678	12 772	12 688	14 721
HUNGARY.....	-	-	-	-	238 284	17 889	17 889	19 439
SWITZLD.....	160	1 592	1 592	1 764	4 434	16 489	16 489	18 112
SPAIN.....	2 336	11 222	11 222	12 324	5 434	30 899	30 899	34 075
ITALY.....	197 823	139 556	142 071	152 407	457 057	448 157	453 403	499 381
GREECE.....	-	-	-	-	30 407	64 537	64 537	73 136
KOR REP.....	301 996	58 701	58 708	69 128	1 074 428	182 020	182 027	215 396
HG KONG.....	134 414	46 418	46 288	55 396	4 930 946	178 143	178 835	209 379
CHINA T.....	263 200	94 053	94 328	124 444	1 097 001	810 749	816 903	1 004 490
JAPAN.....	13 316	8 590	8 590	9 547	44 964	36 621	37 138	41 591
OTH CTY.....	1 836	3 914	3 914	4 164	6 933	16 202	16 232	17 501
TOTAL.....	1 233 956	1 024 225	1 027 080	1 133 378	4 474 671	3 986 109	3 999 823	4 486 933
6972340	HOUSEHOLD AND SANITARY WARES OF ALUMINUM, NES, NOT COATED WITH PRECIOUS METAL							(LB)
CANADA.....	653	1 487	1 503	1 503	7 439	25 652	25 953	26 030
MEXICO.....	35 181	50 173	50 173	50 173	64 185	84 844	84 859	84 859
DOM REP.....	-	-	-	-	3 968	7 027	7 027	7 514
BRAZIL.....	1 493	1 755	1 755	2 053	62 622	83 477	83 477	88 892
SWEDEN.....	1 199	11 673	11 673	12 182	15 253	15 252	15 252	15 939
NORWAY.....	100	516	516	542	1 269	5 665	5 665	6 080
FINLAND.....	-	-	-	-	7 431	12 461	12 428	15 155
U KING.....	4 630	16 659	16 659	17 605	53 907	64 609	64 625	71 340
BELGIUM.....	462	451	451	511	1 873	5 537	5 537	6 016
FRANCE.....	3 216	6 812	6 989	7 483	13 906	35 580	36 113	39 333
W GERM.....	1 709	7 720	7 720	8 228	10 157	46 749	46 749	49 004
SWITZLD.....	251	1 016	1 016	1 139	10 722	54 604	54 604	57 656
SPAIN.....	798	1 614	1 614	1 882	2 746	5 665	5 813	6 828
PORTUGL.....	1 379	359	359	438	46 993	32 569	33 717	37 464
ITALY.....	64 771	116 588	117 073	132 847	207 426	408 627	410 074	468 279
INDIA.....	8 917	16 225	16 225	18 446	10 143	18 412	18 412	22 380
KOR REP.....	5 985	8 591	8 591	9 481	53 915	83 432	83 432	94 145
HG KONG.....	58 156	74 224	75 398	87 945	315 095	412 576	419 618	493 027
CHINA T.....	90 331	85 091	85 548	100 627	327 455	342 124	345 612	411 567
JAPAN.....	16 438	33 196	33 774	37 136	72 199	149 185	150 621	166 822
OTH CTY.....	358	617	617	692	1 299	3 911	3 911	4 787
TOTAL.....	296 027	434 767	437 654	490 913	1 276 483	1 897 961	1 913 505	2 173 117
6979100	STEEL WOOL							(LB)
OTH CTY.....	-	-	-	-	3 621	4 006	4 169	4 215
TOTAL.....	-	-	-	-	3 621	4 006	4 169	4 215
6979300	PICTURE FRAMES AND MIRRORS OF BASE METALS							
CANADA.....	-	-	-	-	-	6 315	6 554	6 554
MEXICO.....	-	679	679	720	-	10 775	10 670	11 066
DENMARK.....	-	-	-	-	-	5 400	5 400	5 693
U KING.....	-	9 631	9 631	10 248	-	16 923	16 963	18 128
BELGIUM.....	-	5 160	5 160	5 519	-	23 927	23 927	24 661
FRANCE.....	-	-	-	-	-	5 362	5 515	5 778
ITALY.....	-	23 632	23 808	26 280	-	102 828	104 390	115 102
HG KONG.....	-	959	858	1 150	-	11 374	11 421	13 347
JAPAN.....	-	842	842	881	-	5 504	5 721	6 416
OTH CTY.....	-	3 703	3 703	4 031	-	17 830	17 830	19 559
TOTAL.....	-	44 606	44 681	48 829	-	206 238	208 395	226 304
6981120	PADLOCKS AND CABINET LOCKS OF BASE METAL							(DOZ)
CANADA.....	540	4 058	4 111	4 133	5 380	35 041	35 327	35 635
SWEDEN.....	480	9 525	9 525	9 666	2 230	42 005	42 005	42 575
FINLAND.....	147	3 498	3 498	3 639	3 056	70 248	70 248	71 492
U KING.....	517	7 783	7 783	8 086	11 202	123 747	124 758	128 583
FRANCE.....	250	4 227	4 227	4 400	1 000	13 460	13 465	13 877
W GERM.....	5 157	59 652	59 652	62 082	32 201	327 434	326 278	343 309
SWITZLD.....	-	-	-	-	505	16 588	16 586	17 472

Table 2. **Schedule A Commodity by Country of Origin, Customs Value, F.a.s. and C.i.f.—Continued**

(For information on coverage, definitions of Customs, f.a.s., and c.i.f. values, see Explanation of Statistics. Shipments valued less than \$251 are shown only under Schedule A commodity number 990.000 and excluded from all other commodities. OTH CTY represents total for countries averaging under \$1,000 per month based on Customs Value)

Country of origin	Schedule A commodity number, description and unit of quantity							
	Current month				Cumulative, January to date			
	Net quantity	Value (dollars)			Net quantity	Value (dollars)		
Customs		F.a.s.	C.i.f.	Customs		F.a.s.	C.i.f.	
SPAIN.....	3 228	38 863	38 863	40 467	5 754	60 762	60 762	64 078
PORTUGL.....	-	-	-	-	640	19 126	19 126	19 567
ITALY.....	13 369	112 225	112 225	116 250	66 252	778 119	782 028	801 190
INDIA.....	17	1 040	1 040	1 088	2 059	18 007	16 194	17 037
CHINA M.....	-	-	-	-	1 600	6 494	6 494	6 636
KOR REP.....	1 667	3 116	3 116	3 225	5 470	33 043	33 020	34 082
HG KONG.....	36 594	192 731	193 449	204 583	176 078	999 663	997 816	1 048 459
CHINA T.....	6 498	53 374	53 701	58 067	39 240	277 011	277 338	297 127
JAPAN.....	10 513	34 422	34 422	39 345	39 762	182 435	182 852	195 854
AUSTRAL.....	-	-	-	-	117	15 470	15 508	15 508
OTH CTY.....	-	-	-	-	362	5 629	5 847	6 245
TOTAL.....	78 977	524 514	525 612	555 031	392 908	3 024 282	3 025 652	3 158 726
6981140	LUGGAGE LOCKS AND PARTS THEREOF, INCLUDING LUGGAGE FRAMES INCORPORATING LOCKS							
CANADA.....	-	7 116	7 200	7 200	-	13 841	14 015	14 015
U KING.....	-	12 839	12 839	13 331	-	45 660	45 660	48 050
W GERM.....	-	1 938	1 938	2 015	-	51 373	51 373	54 232
SWITZLD.....	-	-	-	-	-	49 083	46 460	48 962
ITALY.....	-	7 064	7 064	8 241	-	120 257	120 255	127 806
HG KONG.....	-	32 224	32 961	34 896	-	195 615	200 262	209 780
CHINA T.....	-	1 942	1 942	2 025	-	36 706	36 537	38 299
JAPAN.....	-	9 511	9 511	10 099	-	64 605	64 605	67 317
OTH CTY.....	-	-	-	-	-	2 307	2 307	2 776
TOTAL.....	-	72 634	73 455	77 807	-	579 447	581 474	611 237
6981160	LOCKS, LOCK KEYS AND LOCK PARTS OF BASE METAL, NES							
CANADA.....	-	367 961	369 293	369 333	-	1 613 847	1 608 956	1 622 635
MEXICO.....	-	57 550	57 550	57 550	-	225 843	225 842	226 030
COLOMB.....	-	-	-	-	-	14 119	14 119	14 675
BRAZIL.....	-	-	-	-	-	123 234	123 234	129 399
ARGENT.....	-	-	-	-	-	7 114	7 114	7 745
SWEDEN.....	-	29 879	29 351	32 486	-	125 638	124 254	134 613
FINLAND.....	-	-	-	-	-	31 929	32 035	32 384
U KING.....	-	12 266	12 192	12 934	-	176 329	187 622	195 399
BELGIUM.....	-	7 623	7 623	8 252	-	13 809	13 809	15 470
FRANCE.....	-	8 772	8 781	9 265	-	220 556	220 570	234 170
W GERM.....	-	92 826	86 146	100 222	-	446 276	423 867	478 793
SWITZLD.....	-	5 236	5 236	5 433	-	9 396	9 396	9 890
SPAIN.....	-	345	345	396	-	64 695	64 695	68 876
PORTUGL.....	-	-	-	-	-	20 108	20 108	22 534
ITALY.....	-	35 064	35 107	39 887	-	170 694	166 815	187 689
BAHRAIN.....	-	-	-	-	-	6 340	6 465	6 753
INDIA.....	-	-	-	-	-	23 320	23 320	26 833
KOR REP.....	-	-	-	-	-	14 910	14 910	15 798
HG KONG.....	-	88 633	88 194	91 558	-	655 909	653 146	681 190
CHINA T.....	-	752	752	799	-	31 238	31 238	33 419
JAPAN.....	-	126 615	126 615	137 365	-	603 825	602 198	639 444
OTH CTY.....	-	-	-	-	-	8 732	8 708	9 345
TOTAL.....	-	833 522	827 185	865 480	-	4 607 861	4 582 421	4 793 084
6981210	DOOR CLOSERS AND PARTS THEREOF, OF BASE METAL							
CANADA.....	-	10 805	11 278	11 278	-	28 667	29 431	29 481
SWEDEN.....	-	2 366	2 366	2 537	-	12 879	12 879	13 352
NETHLDs.....	-	-	-	-	-	7 202	7 202	7 842
FRANCE.....	-	501	502	505	-	8 720	8 733	8 772
W GERM.....	-	1 350	1 350	1 526	-	127 039	126 701	132 016
ITALY.....	-	-	-	-	-	89 908	89 908	92 025
YUGOSLV.....	-	129 373	129 373	132 973	-	389 927	389 927	410 157
CHINA T.....	-	-	-	-	-	65 231	65 231	67 752
JAPAN.....	-	140 233	140 233	146 863	-	1 064 708	1 048 573	1 108 641
OTH CTY.....	-	-	-	-	-	7 863	7 863	8 112
TOTAL.....	-	284 628	285 102	295 682	-	1 802 144	1 786 448	1 878 150
6981220	HARNESS AND SADDLERY OR RIDING-BRIDLE HARDWARE							
CANADA.....	-	6 829	6 929	6 929	-	27 251	23 074	23 165
MEXICO.....	-	75 074	75 074	75 601	-	353 114	353 125	357 968
U KING.....	-	90 573	90 544	93 852	-	525 685	526 623	543 576
W GERM.....	-	138 669	137 362	142 787	-	753 417	740 358	779 723
E GERM.....	-	-	-	-	-	15 552	15 552	15 981
SPAIN.....	-	4 497	4 497	4 790	-	37 636	37 636	39 234
ITALY.....	-	-	-	-	-	141 186	141 137	144 844
KOR REP.....	-	38 524	38 524	40 454	-	178 279	178 297	188 753
HG KONG.....	-	2 795	2 795	2 883	-	24 949	24 949	25 833
CHINA T.....	-	2 050	2 050	2 137	-	8 814	8 814	9 088
JAPAN.....	-	52 540	52 540	54 935	-	437 232	437 738	457 460
OTH CTY.....	-	-	-	-	-	1 435	1 435	1 635
TOTAL.....	-	411 551	410 315	424 368	-	2 504 550	2 488 738	2 587 260
6981230	BUTT HINGES OF IRON, STEEL, ALUMINUM OR ZINC, NOT COATED WITH PRECIOUS METAL (DPR)							
BRAZIL.....	-	-	-	-	4 167	45 550	45 550	53 316
SWEDEN.....	5 172	5 976	5 391	6 146	31 397	37 566	34 552	40 549
W GERM.....	900	16 606	16 606	17 557	3 468	55 902	55 902	59 152
JAPAN.....	8 774	23 699	24 064	26 594	40 369	133 203	134 562	146 214
OTH CTY.....	-	-	-	-	14 578	5 569	5 569	6 092
TOTAL.....	14 846	46 281	46 061	50 297	93 979	277 790	276 135	305 323

Table 2. Schedule A Commodity by Country of Origin, Customs Value, F.a.s. and C.i.f.—Continued

(For information on coverage, definitions of Customs, f.a.s., and c.i.f. values, see Explanation of Statistics. Shipments valued less than \$251 are shown only under Schedule A commodity number 990.0000 and excluded from all other commodities. OTH CTY represents total for countries averaging under \$1,000 per month based on Customs Value)

Country of origin	Schedule A commodity number, description and unit of quantity							
	Current month				Cumulative, January to date			
	Net quantity	Value (dollars)			Net quantity	Value (dollars)		
Customs		F.a.s.	C.i.f.	Customs		F.a.s.	C.i.f.	
6981240	HINGES EXCEPT BUTT HINGES, OF IRON, STEEL ALUMINUM OR ZINC, NOT COATED WITH PREC METAL							
CANADA.....	-	2 120	2 007	2 098	-	21 289	21 325	21 909
MEXICO.....	-	15 972	16 072	16 100	-	17 728	17 828	17 856
SWEDEN.....	-	3 927	2 810	3 203	-	37 748	34 317	37 560
U KING.....	-	10 195	10 255	11 651	-	124 496	124 793	139 735
NETHLDs.....	-	2 278	2 278	2 380	-	5 680	5 680	6 032
BELGIUM.....	-	5 865	5 865	5 103	-	37 668	37 593	40 481
FRANCE.....	-	-	-	-	-	38 380	38 381	39 347
W GERM.....	-	74 213	68 917	72 929	-	325 166	316 883	336 211
ITALY.....	-	1 614	1 614	1 832	-	25 569	25 569	27 290
KOR REP.....	-	-	-	-	-	8 414	8 414	8 735
HG KONG.....	-	48 154	48 363	51 615	-	66 287	66 937	71 087
CHINA T.....	-	15 386	15 386	16 589	-	80 806	80 770	87 484
JAPAN.....	-	107 710	107 816	113 921	-	993 069	993 622	1 056 578
OTH CTY.....	-	1 334	1 334	1 447	-	12 461	12 461	13 881
TOTAL.....	-	288 768	282 717	299 868	-	1 794 761	1 784 573	1 906 166
6981250	FITTINGS AND MOUNTINGS OF BASE METAL INCL HINGES OF BASE METAL NES, NOT CTD WITH PREC MET							
CANADA.....	-	2 055 987	2 033 335	2 034 907	-	8 526 788	8 594 569	8 598 401
MEXICO.....	-	33 314	34 114	34 169	-	121 001	123 664	123 786
HAITI.....	-	-	-	-	-	7 293	7 293	8 035
CHILE.....	-	-	-	-	-	24 900	24 900	31 135
BRAZIL.....	-	-	-	-	-	11 774	11 774	13 432
ARGENT.....	-	18 000	18 000	19 025	-	61 134	61 134	66 215
SWEDEN.....	-	46 275	44 882	48 121	-	195 991	192 441	207 058
DENMARK.....	-	7 132	7 123	7 320	-	84 895	84 896	89 990
U KING.....	-	67 439	93 560	103 595	-	413 678	592 424	643 923
IRELAND.....	-	4 925	4 852	5 184	-	13 815	13 731	14 410
NETHLDs.....	-	-	-	-	-	32 364	32 255	33 432
BELGIUM.....	-	1 821	1 821	1 955	-	52 001	52 001	55 129
FRANCE.....	-	72 077	71 876	78 945	-	379 410	375 175	399 420
W GERM.....	-	494 595	466 996	544 155	-	2 180 500	2 044 800	2 366 621
AUSTRIA.....	-	-	-	-	-	5 358	5 358	5 713
SWITZLD.....	-	-	-	-	-	31 629	31 629	32 943
POLAND.....	-	700	700	793	-	8 900	8 900	9 709
SPAIN.....	-	72 469	72 469	79 010	-	362 038	361 729	384 485
PORTUGL.....	-	24 885	24 885	25 429	-	194 362	194 792	203 902
ITALY.....	-	63 983	63 094	76 203	-	549 749	539 722	622 514
ISRAEL.....	-	-	-	-	-	5 822	5 822	6 279
INDIA.....	-	1 406	1 406	1 526	-	13 885	13 885	15 922
KOR REP.....	-	2 204	2 104	2 208	-	57 380	57 280	59 798
HG KONG.....	-	51 130	54 619	60 123	-	395 131	404 057	433 921
CHINA T.....	-	33 981	33 975	37 385	-	297 546	298 082	325 609
JAPAN.....	-	457 966	454 903	500 203	-	2 514 757	2 515 604	2 705 122
AUSTRAL.....	-	-	-	-	-	9 377	9 377	9 921
OTH CTY.....	-	325	325	358	-	6 699	6 699	7 549
TOTAL.....	-	3 510 614	3 485 039	3 660 616	-	16 558 177	16 663 993	17 474 874
6982000	SAFES, STRONG BOXES, STRONG ROOMS, AND SIMILAR ARTICLES OF BASE METALS							
CANADA.....	-	1 048	1 068	1 068	-	12 806	13 110	13 541
SWEDEN.....	-	1 023	1 023	1 300	-	68 378	68 378	73 729
U KING.....	-	78 789	78 785	84 577	-	658 818	658 812	704 536
KOR REP.....	-	-	-	-	-	15 445	15 445	19 500
CHINA T.....	-	-	-	-	-	5 244	5 244	5 713
JAPAN.....	-	618 109	617 968	676 820	-	2 531 383	2 518 548	2 748 364
OTH CTY.....	-	-	-	-	-	834	892	1 003
TOTAL.....	-	698 969	698 844	763 765	-	3 292 908	3 280 429	3 566 386
6983020	CHAINS USED FOR THE TRANSMISSION OF POWER AND PARTS THEREOF, OF IRON OR STEEL (LB)							
CANADA.....	97 849	87 706	85 786	88 020	635 936	602 859	597 768	603 545
MEXICO.....	350	398	398	398	52 794	57 199	57 878	57 878
SWEDEN.....	1 275	1 607	1 607	1 666	3 381	12 343	12 275	12 804
U KING.....	161 719	284 805	274 162	289 960	1 140 559	1 583 121	1 555 742	1 633 150
NETHLDs.....	-	-	-	-	77 244	113 535	113 535	119 797
FRANCE.....	43 624	61 303	61 128	63 613	349 672	502 022	500 146	518 264
W GERM.....	155 060	269 860	262 607	280 534	882 260	1 626 406	1 564 495	1 674 266
AUSTRIA.....	24 471	27 555	27 398	28 933	42 785	60 793	59 334	63 030
SWITZLD.....	3 265	33 548	33 439	33 820	8 511	71 651	70 995	72 588
SPAIN.....	433	645	645	1 321	3 882	6 680	6 680	8 222
ITALY.....	164 289	152 421	133 751	158 661	403 874	476 447	440 861	487 998
ISRAEL.....	19 831	13 956	13 956	14 866	69 839	48 009	48 009	50 946
INDIA.....	91 381	33 279	33 279	37 004	91 381	33 279	33 279	37 004
THAILND.....	22 228	16 868	16 868	17 867	270 611	160 174	160 174	171 947
SINGAPR.....	140 964	208 154	209 045	216 104	1 023 208	1 313 510	1 313 778	1 359 698
CHINA T.....	150 236	122 044	122 044	127 545	904 750	746 206	740 900	779 192
JAPAN.....	1 929 293	1 825 383	1 778 777	1 919 509	12 552 236	12 726 456	12 447 311	13 364 779
AUSTRAL.....	-	-	-	-	7 340	21 507	21 507	22 364
OTH CTY.....	-	-	-	-	8 783	7 396	7 402	8 592
TOTAL.....	3 006 268	3 139 532	3 054 890	3 279 821	18 529 046	20 169 593	19 752 069	21 045 164
6983040	CHAINS AND PARTS THEREOF, OF IRON OR STEEL, NES (LB)							
CANADA.....	88 196	64 955	63 924	63 924	376 973	292 378	264 138	291 058
SWEDEN.....	1 513 438	597 007	597 007	653 001	2 078 602	844 407	844 403	919 036
NORWAY.....	2 557	5 065	5 065	5 179	246 215	147 596	141 596	150 896
FINLAND.....	-	-	-	-	15 388	12 101	12 321	12 656

Table 2. Schedule A Commodity by Country of Origin,
Customs Value, F.a.s. and C.i.f.—Continued

(For information on coverage, definitions of Customs, f.a.s., and c.i.f. values, see Explanation of Statistics. Shipments valued less than \$251 are shown only under Schedule A commodity number 990.0000 and excluded from all other commodities. OTH CTY represents total for countries averaging under \$1,000 per month based on Customs Value)

Country of origin	Schedule A commodity number, description and unit of quantity							
	Current month				Cumulative, January to date			
	Net quantity	Value (dollars)			Net quantity	Value (dollars)		
Customs		F.a.s.	C.i.f.	Customs		F.a.s.	C.i.f.	
U KING.....	95 682	69 892	70 091	74 053	500 236	346 864	337 217	356 892
NETHLDs.....	6 387	4 542	4 542	4 902	46 541	15 648	15 648	16 421
BELGIUM.....	-	-	-	-	62 693	27 507	27 507	29 276
FRANCE.....	17 640	23 112	23 112	23 850	119 406	233 272	233 272	240 506
W GERM.....	410 773	381 083	375 504	399 206	3 723 553	2 481 965	2 443 875	2 606 608
AUSTRIA.....	42 369	25 663	25 663	27 376	834 083	408 212	408 310	435 953
POLAND.....	2 000	15 852	15 852	17 281	2 000	15 852	15 852	17 281
SPAIN.....	1 666 411	556 998	556 998	598 016	3 266 782	1 085 803	1 085 703	1 178 495
ITALY.....	130 812	55 071	55 071	59 690	1 509 696	589 662	590 610	646 923
KOR REP.....	17 823	6 672	6 672	7 501	128 052	40 937	40 937	46 175
HG KONG.....	-	-	-	-	6 925	6 804	6 804	7 494
CHINA T.....	30 527	10 148	10 148	11 350	160 403	72 369	72 369	79 278
JAPAN.....	550 193	264 081	262 453	286 268	8 730 618	2 729 095	2 723 309	3 088 800
OTH CTY.....	-	-	-	-	3 552	1 471	1 493	1 584
TOTAL.....	4 574 808	2 080 141	2 072 102	2 231 597	21 811 718	9 351 943	9 265 364	10 125 332
6984000	ANCHORS, GRAPNELS, AND PARTS THEREOF, OF IRON OR STEEL							
CANADA.....	-	-	-	-	-	5 354	6 273	7 150
NORWAY.....	-	-	-	-	-	6 830	6 830	6 880
U KING.....	-	11 728	11 728	12 147	-	45 103	45 064	48 019
W GERM.....	-	3 368	3 368	3 433	-	27 427	27 427	28 729
SPAIN.....	-	-	-	-	-	117 415	117 415	133 025
PORTUGL.....	-	-	-	-	-	6 331	6 331	6 753
KOR REP.....	-	-	-	-	-	6 678	6 678	7 399
CHINA T.....	-	-	-	-	-	5 235	5 235	5 608
JAPAN.....	-	314 987	314 987	351 115	-	898 882	893 570	1 004 359
AUSTRAL.....	-	4 756	4 756	5 331	-	7 159	7 159	8 128
OTH CTY.....	-	1 388	1 388	1 438	-	4 303	4 303	4 602
TOTAL.....	-	336 227	336 227	373 464	-	1 130 717	1 126 285	1 260 652
6985100	NEEDLES, HAND TYPE, AND NEEDLE BOOKS, NEEDLE CASES, AND SEWING SETS							
BRAZIL.....	-	-	-	-	-	9 222	9 222	9 924
U KING.....	-	210 495	210 325	223 459	-	923 436	923 266	985 107
NETHLDs.....	-	99 869	99 345	101 062	-	226 536	216 578	220 675
W GERM.....	-	79 472	79 871	84 559	-	362 222	361 631	380 266
AUSTRIA.....	-	1 346	1 366	1 416	-	21 790	22 020	22 549
HG KONG.....	-	15 185	15 252	16 249	-	130 396	130 014	140 028
JAPAN.....	-	34 967	35 435	38 327	-	443 824	449 240	470 981
OTH CTY.....	-	430	427	438	-	7 150	7 147	7 982
TOTAL.....	-	441 764	442 021	465 510	-	2 124 576	2 119 118	2 237 512
6985220	PINS, DRESSMAKERS OR COMMON, NOT PLATED WITH PRECIOUS METALS (LB)							
U KING.....	63 878	73 068	71 847	77 206	300 311	339 026	337 235	363 556
W GERM.....	9 045	28 860	29 236	30 281	13 626	43 981	44 581	46 607
SPAIN.....	-	-	-	-	44 338	49 219	49 669	53 103
ITALY.....	-	-	-	-	5 000	8 500	8 500	8 875
JAPAN.....	9 022	17 552	17 627	18 596	32 537	51 495	51 963	54 874
OTH CTY.....	-	-	-	-	-	7 749	7 856	8 385
TOTAL.....	81 945	119 480	118 710	126 083	403 565	499 970	499 804	535 400
6985240	HAIRPINS, SAFETY PINS AND OTHER PINS, NOT PLATED WITH PRECIOUS METALS							
U KING.....	-	29 713	29 738	30 890	-	279 591	280 358	304 536
FRANCE.....	-	42 307	40 676	43 647	-	66 958	65 172	70 083
W GERM.....	-	14 018	15 081	15 620	-	101 364	103 319	108 273
KOR REP.....	-	5 848	6 115	6 428	-	10 779	11 046	12 411
HG KONG.....	-	38 786	38 379	42 208	-	141 820	142 090	156 561
JAPAN.....	-	44 585	45 274	49 993	-	207 047	211 951	228 032
OTH CTY.....	-	1 527	1 527	1 641	-	13 094	13 094	14 447
TOTAL.....	-	176 784	176 790	190 427	-	820 653	827 030	894 343
6985260	HAIR CURLING DEVICES, NONTHERMIC AND NONORNAMENTAL							
CANADA.....	-	897	927	927	-	5 588	5 736	5 736
U KING.....	-	33 726	33 726	34 856	-	227 745	227 746	236 035
FRANCE.....	-	4 071	4 071	4 215	-	43 983	44 054	47 787
ITALY.....	-	19 553	19 553	22 305	-	54 642	54 442	60 145
HG KONG.....	-	59 647	59 647	65 302	-	230 403	230 195	251 942
JAPAN.....	-	10 252	10 352	10 769	-	22 960	23 060	24 271
OTH CTY.....	-	-	-	-	-	3 792	3 792	3 954
TOTAL.....	-	128 146	128 276	138 374	-	589 113	589 025	629 870
6985320	HOOKS AND EYES, CLASPS AND SNAP FASTENERS AND PARTS THEREOF							
CANADA.....	-	768	773	773	-	12 516	12 679	12 678
MEXICO.....	-	5 194	5 194	5 636	-	110 367	110 367	111 167
U KING.....	-	23 000	23 000	24 676	-	173 233	173 249	188 775
NETHLDs.....	-	-	-	-	-	17 470	17 075	18 517
FRANCE.....	-	4 333	4 383	4 462	-	30 645	30 729	32 666
W GERM.....	-	165 452	165 373	171 191	-	909 800	909 275	937 546
SWITZLD.....	-	5 251	5 251	5 799	-	28 670	28 678	30 963
SPAIN.....	-	33 523	33 523	36 511	-	132 869	132 599	147 247
ITALY.....	-	31 287	31 287	36 184	-	233 810	237 151	265 594
PHIL P.....	-	5 398	5 398	5 830	-	13 501	13 501	14 617
KOR REP.....	-	33 926	34 164	38 447	-	120 882	121 740	134 754
HG KONG.....	-	102 615	103 179	110 400	-	425 950	424 219	448 375
CHINA T.....	-	36 808	36 940	38 519	-	372 628	380 290	384 839

Table 2. Schedule A Commodity by Country of Origin,
Customs Value, F.a.s. and C.i.f.—Continued

(For information on coverage, definitions of Customs, f.a.s., and c.i.f. values, see Explanation of Statistics. Shipments valued less than \$251 are shown only under Schedule A commodity number 990.0000 and excluded from all other commodities. OTH CTY represents total for countries averaging under \$1,000 per month based on Customs Value)

Country of origin	Schedule A commodity number, description and unit of quantity							
	Current month				Cumulative, January to date			
	Net quantity	Value (dollars)			Net quantity	Value (dollars)		
Customs		F.a.s.	C.i.f.	Customs		F.a.s.	C.i.f.	
JAPAN.....	-	105 585	108 447	115 561	-	409 590	418 278	444 152
OTH CTY.....	-	5 868	5 868	6 380	-	10 190	10 190	11 427
TOTAL.....	-	559 008	562 780	600 369	-	3 002 121	3 020 020	3 183 317
6985340	BUCKLES, BUCKLE SLIDES AND PARTS THEREOF							
CANADA.....	-	4 046	4 063	4 157	-	60 449	46 684	61 297
MEXICO.....	-	12 970	12 970	13 823	-	40 117	40 126	42 127
U KING.....	-	4 559	4 559	5 021	-	26 276	26 276	28 461
NETHLDs.....	-	-	-	-	-	23 178	23 177	25 073
FRANCE.....	-	5 610	5 610	6 725	-	48 442	48 417	54 551
W GERM.....	-	23 611	22 750	24 606	-	216 410	214 264	226 459
SPAIN.....	-	28 829	28 632	33 363	-	239 559	239 167	275 053
ITALY.....	-	31 228	31 228	34 852	-	226 025	226 317	251 755
ISRAEL.....	-	-	-	-	-	6 319	6 319	6 730
INDIA.....	-	7 303	7 303	7 473	-	11 268	11 268	11 873
KOR REP.....	-	1 293	1 293	1 358	-	10 913	10 913	11 394
HG KONG.....	-	8 552	8 577	9 119	-	90 290	92 114	99 217
CHINA T.....	-	29 935	29 924	35 660	-	122 102	121 742	140 051
JAPAN.....	-	10 967	10 967	12 029	-	168 313	168 674	176 661
OTH CTY.....	-	8 432	8 432	9 049	-	23 199	23 149	25 857
TOTAL.....	-	177 335	176 308	197 235	-	1 312 860	1 298 607	1 436 559
6986020	SPRINGS AND LEAVES FOR SPRINGS OF BASE METAL, SUITABLE FOR MOTOR VEHICLE SUSPENSION							
CANADA.....	-	4 360 059	4 422 076	4 426 616	-	25 463 478	25 725 472	25 740 462
MEXICO.....	-	750 945	749 603	749 604	-	3 064 624	3 069 616	3 069 617
VENEZ.....	-	56 416	56 178	56 178	-	335 689	333 639	351 383
U KING.....	-	76 103	76 104	85 924	-	381 779	379 712	425 026
FRANCE.....	-	95 622	95 622	103 613	-	161 652	162 311	177 765
W GERM.....	-	5 071	4 849	5 673	-	50 817	47 860	61 725
ITALY.....	-	300	300	314	-	5 045	3 549	5 170
JAPAN.....	-	154 888	150 051	173 526	-	1 087 060	1 059 669	1 202 419
REP SAF.....	-	-	-	-	-	5 985	5 985	7 504
OTH CTY.....	-	1 591	1 568	1 648	-	12 391	11 627	12 994
TOTAL.....	-	5 500 995	5 556 351	5 603 096	-	30 568 520	30 799 440	31 054 065
6986040	SPRINGS AND LEAVES FOR SPRINGS OF BASE METAL, NES							
CANADA.....	-	558 914	565 785	570 175	-	2 305 858	2 332 693	2 352 479
MEXICO.....	-	3 752	3 752	3 854	-	5 733	5 733	6 283
SWEDEN.....	-	15 516	15 444	16 047	-	95 380	91 992	98 762
U KING.....	-	103 387	102 668	115 069	-	364 022	363 126	389 805
NETHLDs.....	-	4 182	4 182	4 260	-	32 391	33 623	34 613
BELGIUM.....	-	27 421	27 432	28 233	-	75 664	75 561	80 413
FRANCE.....	-	16 494	16 454	20 149	-	91 277	89 867	98 007
W GERM.....	-	194 098	192 970	199 036	-	931 016	918 379	963 616
AUSTRIA.....	-	799	805	833	-	15 894	15 767	16 375
SWITZLD.....	-	97 132	97 068	104 247	-	631 536	631 111	662 991
SPAIN.....	-	1 384	1 384	1 411	-	77 193	101 962	86 154
PORTUGL.....	-	15 715	15 866	16 347	-	59 853	60 216	61 880
ITALY.....	-	17 195	17 196	18 175	-	138 780	138 036	143 227
HG KONG.....	-	-	-	-	-	13 620	13 620	13 908
CHINA T.....	-	-	-	-	-	9 688	9 688	10 413
JAPAN.....	-	37 304	37 338	41 069	-	333 187	330 088	355 901
AUSTRAL.....	-	3 407	3 407	3 504	-	15 471	15 471	16 500
OTH CTY.....	-	4 463	4 222	5 152	-	15 933	15 551	17 669
TOTAL.....	-	1 101 163	1 105 973	1 147 561	-	5 212 496	5 242 484	5 408 996
6988100	COPPER CHAIN AND CHAINS AND PARTS THEREOF (LB)							
CHINA T.....	-	-	-	-	10 140	8 460	8 460	8 924
OTH CTY.....	-	-	-	-	539	2 887	2 887	2 985
TOTAL.....	-	-	-	-	10 679	11 347	11 347	11 909
6988200	FLEXIBLE METAL HOSE OR TUBING (LB)							
CANADA.....	124 968	144 158	145 555	145 565	537 010	537 027	542 597	542 980
SWEDEN.....	3 938	12 237	12 191	12 514	9 852	28 998	28 996	29 782
DENMARK.....	4 586	11 954	11 954	12 244	17 171	59 003	59 003	60 902
U KING.....	2 250	4 247	4 185	4 462	3 373	18 540	17 245	19 251
FRANCE.....	5 367	41 310	41 310	41 777	27 752	93 554	93 554	95 204
W GERM.....	5 813	13 047	13 015	14 484	242 005	463 918	463 463	484 725
SWITZLD.....	12	266	246	266	2 859	9 735	9 715	10 303
ITALY.....	3 828	17 931	18 029	23 625	30 475	104 478	105 022	145 826
JAPAN.....	9 746	24 951	24 951	26 277	32 401	91 457	91 456	97 099
OTH CTY.....	98	422	422	439	1 059	5 979	4 817	6 379
TOTAL.....	160 606	270 523	271 858	281 653	903 957	1 411 689	1 415 868	1 492 451
6988400	BELLS AND GONGS, NON ELECTRIC, AND PARTS THEREOF, OF BASE METAL							
MEXICO.....	-	1 180	1 180	1 180	-	5 383	5 517	5 517
DENMARK.....	-	4 909	4 909	5 109	-	7 928	7 928	8 370
U KING.....	-	19 283	19 282	20 217	-	68 284	68 525	72 560
NETHLDs.....	-	2 377	2 345	2 526	-	55 075	55 043	57 071
W GERM.....	-	5 847	5 847	6 374	-	42 631	42 757	45 259
ITALY.....	-	1 649	1 569	1 746	-	8 326	8 247	8 865
INDIA.....	-	37 806	37 406	42 763	-	180 572	180 731	212 861
PAKISTN.....	-	2 837	3 085	3 502	-	10 899	11 147	13 053
KOR REP.....	-	13 174	13 174	14 227	-	51 066	51 066	56 374

Table 2. **Schedule A Commodity by Country of Origin, Customs Value, F.a.s. and C.i.f.—Continued**

(For information on coverage, definitions of Customs, f.a.s., and c.i.f. values, see Explanation of Statistics. Shipments valued less than \$251 are shown only under Schedule A commodity number 990.0000 and excluded from all other commodities. OTH CTY represents total for countries averaging under \$1,000 per month based on Customs Value)

Country of origin	Schedule A commodity number, description and unit of quantity							
	Current month				Cumulative, January to date			
	Net quantity	Value (dollars)			Net quantity	Value (dollars)		
Customs		F.a.s.	C.i.f.	Customs		F.a.s.	C.i.f.	
HG KONG.....	-	4 200	4 316	5 436	-	42 655	42 853	46 202
CHINA T.....	-	15 875	15 919	17 853	-	69 105	69 710	78 226
JAPAN.....	-	6 982	7 133	8 075	-	53 540	54 286	59 577
OTH CTY.....	-	8 194	8 193	9 024	-	24 321	24 389	26 575
TOTAL.....	-	124 313	124 358	138 032	-	619 785	622 199	690 510
6988500	BOTTLE CAPS AND CROWN CORKS OF BASE METAL							(GR)
CANADA.....	5 553	19 587	19 699	19 699	36 420	98 128	100 474	101 556
MEXICO.....	-	-	-	-	10 243	5 782	6 099	6 099
DENMARK.....	-	-	-	-	7 234	6 855	6 855	7 138
U KING.....	41 984	112 637	101 562	111 640	197 351	508 047	472 366	514 910
FRANCE.....	10 531	32 996	32 996	36 139	96 840	255 326	255 326	286 932
W GERM.....	24 800	51 378	51 378	60 232	150 199	364 678	364 678	421 223
SPAIN.....	-	-	-	-	15 387	21 844	21 844	25 284
PORTUGL.....	2 251	5 669	5 669	6 032	9 173	41 639	41 639	44 110
ITALY.....	3 526	12 006	12 006	13 150	20 200	32 507	32 507	35 856
OTH CTY.....	-	-	-	-	8 112	5 088	5 088	6 197
TOTAL.....	88 645	234 273	223 310	246 892	551 159	1 339 894	1 306 876	1 449 305
6988600	SIGN PLATES, NAME PLATES, NUMBERS, LETTERS, AND OTHER SIGNS, OF BASE METALS							
CANADA.....	-	70 662	70 532	70 555	-	326 058	327 617	328 095
U KING.....	-	1 966	1 979	2 191	-	56 158	54 650	62 196
NETHLDs.....	-	4 303	4 303	4 604	-	6 792	6 792	7 189
BELGIUM.....	-	-	-	-	-	17 381	17 381	18 104
FRANCE.....	-	2 320	2 320	2 572	-	9 248	9 159	10 174
W GERM.....	-	20 864	19 693	23 816	-	98 157	93 804	109 796
SWITZLD.....	-	10 112	10 112	11 111	-	28 793	28 794	31 435
SPAIN.....	-	4 390	4 390	4 903	-	11 787	11 787	12 582
ITALY.....	-	20 844	20 972	34 529	-	112 555	107 173	161 004
CHINA T.....	-	2 011	2 011	2 236	-	51 184	51 268	54 644
JAPAN.....	-	70 699	70 945	75 890	-	245 316	245 727	267 377
OTH CTY.....	-	830	789	878	-	14 776	14 560	15 741
TOTAL.....	-	209 001	208 046	233 285	-	978 205	968 712	1 078 337
6988720	LEAD-TIN SOLDERS							(GLB)
CANADA.....	10 300	8 606	8 789	8 789	136 459	129 604	132 235	132 235
BRAZIL.....	-	-	-	-	4 398	11 551	11 551	11 796
DENMARK.....	-	-	-	-	10 000	23 367	23 367	23 800
U KING.....	68 138	192 670	192 670	195 636	191 517	589 028	589 028	600 940
NETHLDs.....	462	8 446	8 446	9 002	1 348	27 608	27 608	28 975
BELGIUM.....	26	754	754	826	209	9 132	9 132	9 664
SPAIN.....	-	-	-	-	41 860	77 628	77 644	79 844
OTH CTY.....	401	2 000	2 000	2 000	552	2 602	2 621	2 640
TOTAL.....	79 327	212 476	212 659	216 253	386 343	870 520	873 186	889 894
6988740	WIRE, RODS, ETC, OF BASE METAL OR METAL CARBIDES, FLUX CTD, FOR SOLDERING, WLDG, ETC, NES							(LB)
CANADA.....	388 659	284 599	288 407	288 447	2 631 468	1 356 848	1 377 477	1 378 279
MEXICO.....	-	-	-	-	882 727	429 006	428 736	432 184
JAMAICA.....	-	-	-	-	714 838	319 923	319 923	334 370
BRAZIL.....	157 415	53 246	53 246	61 122	2 791 995	858 508	858 515	966 012
SWEDEN.....	65 962	51 530	51 389	55 061	1 995 983	756 013	752 633	856 165
NORWAY.....	9 985	13 795	13 795	14 211	92 470	97 840	97 840	102 021
U KING.....	450 191	205 753	205 499	228 243	1 487 051	625 074	624 260	685 806
IRELAND.....	5 919	24 965	24 965	25 364	109 746	295 663	295 663	302 955
NETHLDs.....	-	-	-	-	411 006	170 174	170 174	201 568
BELGIUM.....	7 863	9 717	9 742	9 909	535 498	285 415	285 343	307 802
FRANCE.....	65	3 360	3 360	3 430	1 612 112	629 876	629 876	700 827
W GERM.....	323 321	136 783	136 759	147 834	4 759 996	2 377 299	2 366 421	2 597 949
AUSTRIA.....	177 071	69 349	69 306	77 059	1 894 088	1 296 270	1 296 243	1 388 675
SWITZLD.....	33 172	29 179	29 182	29 822	118 084	188 127	188 076	196 243
SPAIN.....	-	-	-	-	143 282	30 944	30 944	37 138
PORTUGL.....	-	-	-	-	238 097	55 080	55 080	73 612
ITALY.....	5 000	9 150	9 150	9 591	72 674	101 008	101 008	107 212
GREECE.....	3 527	7 027	7 027	7 304	122 027	59 339	59 339	67 119
ISRAEL.....	62 550	60 481	60 481	63 614	331 160	211 619	211 619	224 701
INDIA.....	17 857	9 641	9 641	11 520	17 857	9 641	9 641	11 520
KOR REP.....	179 955	47 290	47 290	54 603	899 543	243 999	243 999	280 523
HG KONG.....	-	-	-	-	5 644	18 632	18 737	19 187
JAPAN.....	705 046	288 890	272 659	315 642	21 034 709	7 563 565	7 020 553	8 539 272
AUSTRAL.....	9 104	13 126	13 126	13 950	694 067	430 434	430 450	478 077
REP SAF.....	588 475	140 014	140 014	196 980	1 783 195	416 486	424 058	582 754
OTH CTY.....	1 396	300	300	360	2 436	1 171	1 171	1 353
TOTAL.....	3 192 533	1 458 195	1 445 338	1 614 066	45 381 753	18 827 955	18 297 779	20 873 324
6989020	COTTON BALE TIES AND OTHER BALE TIES OF IRON OR STEEL							(LB)
CANADA.....	2 835	1 990	2 020	2 020	35 229	13 020	13 370	13 370
MEXICO.....	-	-	-	-	485 652	107 500	107 500	107 500
U KING.....	899 993	145 572	145 572	167 149	2 664 030	410 685	410 685	463 198
BELGIUM.....	630 271	144 322	144 322	162 159	6 006 892	1 357 629	1 362 172	1 522 326
FRANCE.....	-	-	-	-	32 888	11 110	11 110	12 197
W GERM.....	1 505 337	341 848	340 088	378 804	5 088 148	1 176 943	1 175 183	1 295 416
TOTAL.....	3 038 436	633 732	632 002	710 132	14 312 839	3 076 887	3 080 020	3 414 007

Table 2. Schedule A Commodity by Country of Origin,
Customs Value, F.a.s. and C.i.f.—Continued

(For information on coverage, definitions of Customs, f.a.s., and c.i.f. values, see Explanation of Statistics. Shipments valued less than \$251 are shown only under Schedule A commodity number 990.0000 and excluded from all other commodities. OTH CTY represents total for countries averaging under \$1,000 per month based on Customs Value)

Country of origin	Schedule A commodity number, description and unit of quantity								
	Net quantity	Current month			Net quantity	Cumulative, January to date			
		Value (dollars)				Value (dollars)			
		Customs	F.a.s.	C.i.f.		Customs	F.a.s.	C.i.f.	
6989040	FORGED STEEL GRINDING BALLS							(LB)	
CANADA.....	3 112 360	421 132	425 471	425 471	15 333 875	2 213 480	2 266 344	2 295 611	
MEXICO.....	132 276	23 028	23 028	23 028	1 631 404	292 163	292 163	292 163	
U KING.....	110 230	20 792	20 792	25 603	531 558	95 932	95 932	118 145	
BELGIUM.....	-	-	-	-	339 508	147 809	147 809	178 707	
ITALY.....	-	-	-	-	458 460	126 640	126 640	145 798	
KOR REP.....	-	-	-	-	913 360	172 013	172 013	202 674	
CHINA T.....	110 231	8 486	8 486	11 327	110 231	8 486	8 486	11 327	
TOTAL.....	3 465 097	473 438	477 777	485 429	19 318 396	3 056 523	3 109 387	3 244 425	
6989060	ARTICLES OF IRON OR STEEL, NOT COATED WITH PRECIOUS METALS, NES								
CANADA.....	-	5 635 082	5 707 233	5 740 726	-	22 850 258	23 130 670	23 302 378	
MEXICO.....	-	359 109	363 022	363 090	-	1 839 275	1 845 661	1 849 247	
DOM REP.....	-	-	-	-	-	7 916	7 916	8 689	
COLOMB.....	-	1 177	1 177	1 289	-	22 522	22 522	29 930	
VENEZ.....	-	6 146	6 146	6 779	-	8 698	8 698	9 733	
BRAZIL.....	-	5 787	5 787	6 843	-	17 579	17 564	19 484	
ARGENT.....	-	-	-	-	-	40 279	40 279	42 182	
SWEDEN.....	-	203 605	202 266	210 240	-	2 762 330	2 748 566	2 847 126	
NORWAY.....	-	33 408	31 476	32 885	-	94 098	92 166	99 197	
DENMARK.....	-	154 304	157 018	185 554	-	717 976	719 217	836 955	
U KING.....	-	1 427 436	1 415 020	1 548 678	-	5 354 925	6 329 033	6 912 212	
IRELAND.....	-	8 801	8 801	9 015	-	119 896	119 980	139 006	
NETHLD.....	-	103 317	103 315	109 459	-	814 393	816 674	859 233	
BELGIUM.....	-	246 425	246 429	256 801	-	755 810	749 317	794 528	
FRANCE.....	-	451 667	451 209	509 547	-	1 970 185	1 963 577	2 154 908	
W GERM.....	-	983 014	980 017	1 043 020	-	5 314 825	5 271 318	5 658 359	
AUSTRIA.....	-	80 790	79 990	85 206	-	191 783	188 909	202 775	
SWITZLD.....	-	46 902	46 902	49 128	-	566 942	567 280	599 212	
POLAND.....	-	1 680	1 680	2 071	-	33 960	33 960	38 570	
SPAIN.....	-	87 802	87 808	93 522	-	581 019	580 956	634 546	
PORTUGL.....	-	9 499	9 499	10 380	-	61 562	61 564	68 953	
ITALY.....	-	348 309	349 183	393 807	-	1 216 154	1 220 508	1 363 645	
YUGOSLV.....	-	-	-	-	-	45 906	47 392	55 934	
ISRAEL.....	-	450	450	756	-	61 986	61 986	66 973	
INDIA.....	-	26 801	26 801	30 586	-	133 000	138 933	162 568	
SINGAPR.....	-	-	-	-	-	95 311	95 324	97 761	
PHIL R.....	-	-	-	-	-	80 892	80 892	86 323	
CHINA M.....	-	-	-	-	-	5 729	5 729	6 079	
KOR REP.....	-	59 059	59 059	65 783	-	364 732	365 833	409 497	
HG KONG.....	-	69 442	68 920	76 197	-	418 606	420 774	461 587	
CHINA T.....	-	285 641	285 806	316 335	-	1 398 807	1 392 211	1 545 016	
JAPAN.....	-	8 510 733	8 429 745	9 063 820	-	45 908 627	45 682 018	49 152 103	
AUSTRAL.....	-	97 385	97 338	104 633	-	538 473	568 305	618 022	
N ZEAL.....	-	50 408	50 408	59 627	-	184 232	184 232	220 119	
REP SAF.....	-	5 277	5 277	6 785	-	23 403	23 403	26 989	
OTH CTY.....	-	3 908	3 908	4 316	-	24 969	25 072	29 535	
TOTAL.....	-	19 303 364	19 281 690	20 386 878	-	95 627 058	95 628 439	101 409 374	
6989200	ARTICLES OF COPPER, INCLUDING ALLOYS, NOT COATED WITH PRECIOUS METAL, NES							(LB)	
CANADA.....	13 969	91 587	92 075	92 401	94 477	319 662	323 138	323 512	
MEXICO.....	1 845	13 548	13 477	13 611	33 927	220 321	214 745	216 892	
LW WW I.....	471	3 376	3 429	3 731	2 351	17 068	17 121	18 398	
CHILE.....	24 700	51 999	51 999	53 934	56 395	117 691	117 691	122 816	
SWEDEN.....	1 413	5 774	5 774	6 396	2 603	9 893	9 893	11 302	
DENMARK.....	300	2 406	2 406	2 482	887	6 874	6 874	7 297	
U KING.....	4 572	42 810	41 781	43 198	29 717	252 654	250 582	263 002	
NETHLD.....	17 430	39 020	39 020	40 214	235 417	586 939	587 148	615 187	
FRANCE.....	9 780	12 551	12 558	14 556	37 130	178 837	179 078	195 431	
W GERM.....	13 506	50 332	50 249	51 754	96 791	332 851	329 087	341 025	
AUSTRIA.....	25	963	963	1 073	2 866	14 052	14 051	15 032	
SWITZLD.....	1 195	27 201	27 201	27 715	15 774	134 890	134 890	138 505	
SPAIN.....	971	15 656	15 511	16 654	7 512	57 018	57 003	61 149	
PORTUGL.....	-	-	-	-	2 566	12 501	12 767	13 102	
ITALY.....	10 794	62 339	62 339	66 529	51 195	313 208	313 278	330 656	
ISRAEL.....	32	1 442	1 442	1 551	37 450	61 024	61 024	62 913	
INDIA.....	375	1 162	1 162	1 375	3 647	9 750	9 750	11 627	
KOR REP.....	-	-	-	-	4 169	8 203	8 203	8 717	
HG KONG.....	1 889	21 258	22 055	22 914	20 785	113 631	115 005	121 284	
CHINA T.....	746	4 249	4 327	4 585	21 785	52 723	53 145	62 361	
JAPAN.....	7 582	54 835	55 457	58 078	225 706	559 474	561 393	593 623	
OTH CTY.....	2 803	6 932	6 932	7 898	8 451	21 078	21 053	25 175	
TOTAL.....	114 398	509 440	510 157	530 649	991 601	3 400 342	3 396 919	3 559 006	
6989300	ARTICLES OF NICKEL, NOT COATED WITH PRECIOUS METALS, NES							(LB)	
CANADA.....	55 668	86 143	87 032	87 288	154 308	565 017	571 848	572 855	
MEXICO.....	1 000	2 432	2 432	2 432	3 840	8 664	8 664	8 664	
NORWAY.....	-	-	-	-	497 924	149 516	155 560	175 881	
DENMARK.....	-	-	-	-	20 000	10 090	10 090	12 913	
U KING.....	-	-	-	-	45 579	69 936	70 894	74 415	
W GERM.....	2 244	21 278	21 278	22 596	14 603	84 231	84 231	89 309	
ITALY.....	-	-	-	-	95 285	395 490	395 490	406 760	
OTH CTY.....	650	1 308	1 308	1 379	3 526	12 708	12 827	14 299	
TOTAL.....	59 562	111 161	112 050	113 695	835 065	1 295 652	1 309 604	1 355 096	

Table 2. Schedule A Commodity by Country of Origin,
Customs Value, F.a.s. and C.i.f.—Continued

(For information on coverage, definitions of Customs, f.a.s., and c.i.f. values, see Explanation of Statistics. Shipments valued less than \$251 are shown only under Schedule A commodity number 990.0000 and excluded from all other commodities. OTH CTY represents total for countries averaging under \$1,000 per month based on Customs Value)

Country of origin	Schedule A commodity number, description and unit of quantity							
	Current month			Cumulative, January to date				
	Net quantity	Value (dollars)			Net quantity	Value (dollars)		
Customs		F.a.s.	C.i.f.	Customs		F.a.s.	C.i.f.	
6989400	ARTICLES OF ALUMINUM, NOT COATED WITH PRECIOUS METAL, NES							
CANADA.....	-	157 305	159 472	160 268	-	1 289 284	1 316 701	1 319 964
MEXICO.....	-	33 348	33 648	33 768	-	166 691	167 380	167 601
SWEDEN.....	-	26 788	26 751	28 791	-	38 832	38 796	41 325
DENMARK.....	-	2 171	2 171	2 673	-	12 518	12 480	13 540
U KING.....	-	37 861	37 879	41 722	-	439 726	439 524	469 130
NETHLDs.....	-	940	940	976	-	6 492	6 492	6 933
BELGIUM.....	-	7 072	7 074	7 470	-	9 599	9 601	10 349
FRANCE.....	-	121 578	121 592	135 579	-	433 253	433 292	485 621
W GERM.....	-	99 733	99 591	109 553	-	822 882	820 970	884 528
AUSTRIA.....	-	1 849	1 849	1 900	-	10 045	10 045	10 556
SWITZLD.....	-	12 054	12 055	13 246	-	545 620	546 146	595 697
SPAIN.....	-	16 299	16 366	17 394	-	32 518	32 718	34 854
ITALY.....	-	2 728	2 728	3 095	-	31 957	31 956	35 820
ISRAEL.....	-	18 366	18 366	18 956	-	18 366	18 366	18 956
THAILND.....	-	53 694	53 694	57 929	-	53 694	53 694	57 929
SINGAPR.....	-	3 450	3 450	3 763	-	16 260	16 260	17 448
KOR REP.....	-	4 608	4 608	5 846	-	17 661	17 747	22 076
HG KONG.....	-	12 149	12 259	13 442	-	46 422	46 777	51 499
CHINA T.....	-	22 154	22 466	24 957	-	405 539	409 848	478 830
JAPAN.....	-	266 730	266 092	282 831	-	1 368 546	1 366 245	1 449 745
OTH CTY.....	-	914	913	1 158	-	7 936	7 935	9 430
TOTAL.....	-	901 791	903 964	965 317	-	5 773 841	5 802 973	6 181 833
6989500	ARTICLES OF MAGNESIUM, NOT COATED WITH PRECIOUS METALS, NES (CLB)							
OTH CTY.....	10	268	268	271	760	3 610	3 611	3 742
TOTAL.....	10	268	268	271	760	3 610	3 611	3 742
6989600	ARTICLES OF LEAD, NOT COATED WITH PRECIOUS METALS, NES (LB)							
CANADA.....	40 478	28 831	29 866	29 875	222 301	171 047	174 364	175 106
NORWAY.....	-	-	-	-	7 089	6 620	6 620	6 861
U KING.....	2 114	12 050	12 050	12 623	51 665	58 945	58 397	63 096
FRANCE.....	811	17 585	17 585	18 348	8 527	56 868	56 192	59 795
W GERM.....	166	5 730	5 730	5 886	1 807	12 979	12 979	13 568
SPAIN.....	97	277	277	343	532	7 130	7 130	7 260
ITALY.....	34 198	27 314	27 314	28 484	263 047	203 868	203 868	211 766
CHINA T.....	2 611	4 749	4 749	4 874	63 271	98 003	95 687	98 972
JAPAN.....	13 298	14 895	14 895	15 660	20 593	24 566	24 566	25 734
OTH CTY.....	-	-	-	-	4 327	7 470	7 470	7 754
TOTAL.....	93 773	111 431	112 466	116 093	643 159	647 496	647 273	669 912
6989700	ARTICLES OF ZINC, NOT COATED WITH PRECIOUS METAL, NES							
CANADA.....	-	85 671	86 247	86 531	-	595 609	596 890	596 602
MEXICO.....	-	3 518	3 583	3 611	-	7 074	7 157	7 304
COLOMB.....	-	-	-	-	-	28 000	28 000	31 454
NORWAY.....	-	-	-	-	-	7 318	7 336	7 493
DENMARK.....	-	6 303	6 304	6 426	-	24 236	24 237	25 993
U KING.....	-	7 259	7 295	8 543	-	59 761	59 423	68 098
FRANCE.....	-	5 357	5 366	6 235	-	35 381	35 416	40 308
W GERM.....	-	10 963	10 984	12 322	-	37 260	37 360	40 969
AUSTRIA.....	-	922	922	1 086	-	5 438	5 438	6 095
SPAIN.....	-	1 055	1 055	1 226	-	15 943	15 943	18 069
PORTUGL.....	-	654	654	757	-	32 981	33 110	34 784
ITALY.....	-	91 644	91 680	99 431	-	517 285	521 325	578 300
PHIL R.....	-	-	-	-	-	6 462	6 462	7 504
KOR REP.....	-	12 506	12 506	15 049	-	64 644	64 717	78 567
HG KONG.....	-	40 755	42 287	49 805	-	240 859	247 584	283 871
CHINA T.....	-	33 434	33 991	41 148	-	143 804	144 773	168 624
JAPAN.....	-	318 022	326 777	348 550	-	1 487 077	1 531 882	1 632 752
OTH CTY.....	-	2 031	2 031	2 221	-	23 556	23 649	27 844
TOTAL.....	-	620 094	631 682	682 941	-	3 332 688	3 390 702	3 654 631
6989800	HOUSEHOLD AND SANITARY WARE AND OTHER ARTICLES OF TIN, NOT COATED WITH PREC METAL, NES							
CANADA.....	-	4 757	4 907	4 958	-	8 497	8 359	8 762
MEXICO.....	-	14 942	15 128	15 861	-	49 129	50 190	53 370
DOM REP.....	-	16 160	16 160	16 808	-	16 160	16 160	16 808
SWEDEN.....	-	6 024	6 024	6 323	-	9 340	9 340	9 978
NORWAY.....	-	11 115	11 160	11 485	-	86 444	86 532	89 957
DENMARK.....	-	8 043	8 115	8 636	-	18 366	18 444	19 412
U KING.....	-	287 866	287 557	299 408	-	1 427 462	1 426 749	1 489 548
IRELAND.....	-	14 173	14 173	14 692	-	22 615	22 615	23 491
NETHLDs.....	-	50 706	50 706	51 314	-	660 773	660 795	684 498
BELGIUM.....	-	-	-	-	-	14 221	14 231	14 741
FRANCE.....	-	25 207	24 598	26 664	-	82 557	81 271	87 537
W GERM.....	-	67 894	63 384	66 310	-	149 772	145 248	153 560
PORTUGL.....	-	7 379	7 379	8 151	-	67 418	67 619	72 525
ITALY.....	-	37 020	37 114	40 571	-	213 421	213 782	237 040
MALAYSA.....	-	5 409	6 409	8 094	-	36 001	37 001	41 246
SINGAPR.....	-	12 355	12 355	13 634	-	34 231	34 231	38 083
HG KONG.....	-	39 191	39 094	50 698	-	79 350	79 809	97 159
CHINA T.....	-	4 950	5 167	6 047	-	13 913	14 422	16 777
JAPAN.....	-	16 572	17 096	19 608	-	100 355	101 893	115 243
OTH CTY.....	-	3 450	3 450	4 018	-	19 590	19 722	23 806
TOTAL.....	-	633 213	629 976	673 280	-	3 109 615	3 108 413	3 293 541

Table 2. **Schedule A Commodity by Country of Origin, Customs Value, F.a.s. and C.i.f.—Continued**

(For information on coverage, definitions of Customs, f.a.s., and c.i.f. values, see Explanation of Statistics. Shipments valued less than \$251 are shown only under Schedule A commodity number 990.0000 and excluded from all other commodities. OTH CTY represents total for countries averaging under \$1,000 per month based on Customs Value)

Country of origin	Schedule A commodity number, description and unit of quantity							
	Current month				Cumulative, January to date			
	Net quantity	Value (dollars)			Net quantity	Value (dollars)		
Customs		F.a.s.	C.i.f.	Customs		F.a.s.	C.i.f.	
7111000	STEAM AND OTHER VAPOR GENERATING BOILERS AND PARTS THEREOF							
CANADA.....	-	642 849	637 817	637 817	-	4 801 657	4 824 963	4 828 127
SWEDEN.....	-	2 900	2 900	3 602	-	27 261	27 261	31 202
U KING.....	-	2 123	2 123	2 190	-	25 206	24 883	27 173
NETHLDs.....	-	1 752 089	1 752 089	1 962 139	-	2 153 671	2 125 710	2 398 236
BELGIUM.....	-	-	-	-	-	171 142	171 142	175 364
FRANCE.....	-	-	-	-	-	165 440	165 440	175 440
W GERM.....	-	-	-	-	-	2 187 033	2 187 033	2 459 358
AUSTRIA.....	-	75 581	75 581	83 396	-	108 631	108 631	117 656
ITALY.....	-	21 415	21 415	22 933	-	21 415	21 415	22 933
JAPAN.....	-	800 087	800 087	848 574	-	1 927 651	1 916 028	2 059 957
OTH CTY.....	-	261	261	316	-	261	261	316
TOTAL.....	-	3 297 305	3 292 273	3 560 967	-	11 589 368	11 572 767	12 295 762
7112000	ECONOMIZERS, SUPERHEATERS, ETC. USED WITH STEAM AND OTHER VAPOR GENERATING BOILERS							
CANADA.....	-	118 762	119 154	119 154	-	361 354	373 894	373 096
HAITI.....	-	3 870	3 870	4 007	-	23 095	23 095	23 795
U KING.....	-	46 216	46 216	48 662	-	217 759	217 759	230 953
W GERM.....	-	35 250	35 250	36 650	-	176 980	176 979	182 664
JAPAN.....	-	1 768	1 768	1 922	-	6 641	6 641	7 032
OTH CTY.....	-	1 297	1 320	1 320	-	3 249	3 256	3 334
TOTAL.....	-	207 163	207 578	211 715	-	789 078	801 624	820 874
7113020	STEAM TURBINES AND PARTS							
CANADA.....	-	245 514	246 229	246 229	-	1 233 885	1 239 634	1 240 473
MEXICO.....	-	-	-	-	-	10 607	10 857	10 857
SWEDEN.....	-	-	-	-	-	137 453	137 453	141 075
U KING.....	-	86 936	86 936	88 707	-	1 640 381	1 640 381	1 733 362
NETHLDs.....	-	1 089	1 089	1 114	-	44 549	44 348	45 748
BELGIUM.....	-	-	-	-	-	6 957	6 957	9 766
FRANCE.....	-	1 196 840	1 196 840	1 278 447	-	2 215 666	2 219 262	2 337 215
W GERM.....	-	559 808	546 137	558 042	-	10 236 119	8 458 148	9 355 911
AUSTRIA.....	-	870 034	553 400	640 235	-	892 670	576 036	663 531
SWITZLD.....	-	34 667	34 668	35 871	-	8 984 011	8 945 872	9 292 727
PORTUGL.....	-	-	-	-	-	112 763	112 763	119 459
ITALY.....	-	145 506	143 867	148 815	-	939 475	931 533	985 508
JAPAN.....	-	304 573	295 781	324 713	-	2 841 005	2 725 625	2 958 778
OTH CTY.....	-	-	-	-	-	656	656	820
TOTAL.....	-	3 444 967	3 104 947	3 322 173	-	29 296 197	27 049 525	28 895 230
7113040	STEAM ENGINES, VAPOR POWER UNITS, & PARTS							
CANADA.....	-	8 992	9 009	9 009	-	126 861	128 124	129 029
U KING.....	-	-	-	-	-	156 141	156 319	157 074
FRANCE.....	-	-	-	-	-	22 426	22 426	22 928
SWITZLD.....	-	5 400	5 400	8 390	-	5 400	5 400	8 390
JAPAN.....	-	-	-	-	-	18 939	18 939	21 463
OTH CTY.....	-	-	-	-	-	1 926	1 926	2 042
TOTAL.....	-	14 392	14 409	17 399	-	331 693	333 134	340 926
7114100	ENGINES, AIRCRAFT, INTERNAL COMBUSTION, PISTON-TYPE, EXCLUDING PARTS (NO)							
CANADA.....	-	-	-	-	186	39 807	39 879	39 879
U KING.....	2	10 129	10 129	11 457	9	21 662	21 707	23 726
W GERM.....	-	-	-	-	204	6 859	6 859	7 155
AUSTRIA.....	8	9 191	9 191	9 588	28	10 459	10 459	10 998
ITALY.....	1 000	14 350	14 513	14 964	2 524	99 003	99 960	103 066
JAPAN.....	1 030	16 570	16 586	16 892	10 296	176 711	177 017	182 008
AUSTRAL.....	-	-	-	-	171	9 870	9 870	14 490
OTH CTY.....	1	2 100	2 100	2 325	19	3 887	3 893	4 447
TOTAL.....	2 041	52 340	52 519	55 226	13 437	368 258	369 644	385 769
7114200	ENGINES, AIRCRAFT, NON-PISTON TYPE, EXCLUDING PARTS (NO)							
CANADA.....	46	4 090 326	4 011 727	4 022 415	647	19 582 700	19 098 918	19 136 487
SWEDEN.....	-	-	-	-	21	28 050	28 050	29 296
U KING.....	21	17 187 024	17 015 383	17 115 130	76	81 485 003	81 431 811	81 893 362
FRANCE.....	3	58 931	58 931	60 418	19	599 379	599 379	604 959
W GERM.....	-	-	-	-	1	71 955	71 955	72 631
JAPAN.....	12	26 283	26 283	26 848	16	35 235	35 235	36 005
TOTAL.....	82	21 362 564	21 112 324	21 224 811	780	101 802 322	101 265 348	101 772 740
7115010	ENGINES, INTERNAL COMBUSTION, PISTON-TYPE EXCLUDING PARTS, FOR AGRICULTURAL MACHINES (NO)							
CANADA.....	-	-	-	-	78	97 082	89 234	101 836
MEXICO.....	56	66 920	66 920	66 920	280	368 060	334 679	368 139
U KING.....	5 568	8 038 373	6 428 747	7 955 316	35 593	38 934 707	31 117 711	39 747 106
FRANCE.....	-	-	-	-	45	69 203	69 203	71 791
W GERM.....	981	1 497 274	1 501 037	1 532 282	2 916	4 456 916	4 467 006	4 561 881
POLAND.....	3	7 500	7 500	8 176	3	7 500	7 500	8 176
OTH CTY.....	-	-	-	-	2	1 536	1 536	1 901
TOTAL.....	6 608	9 610 067	8 004 204	9 562 694	38 917	43 935 004	36 086 869	44 860 830
7115020	ENGINES, INTERNAL COMBUSTION, PISTON-TYPE COMPRESSION-IGNITION, EXCLUDING PARTS (NO)							
CANADA.....	12	21 312	21 604	21 931	60	236 254	233 680	240 374
MEXICO.....	-	-	-	-	132	247 659	183 562	183 590

Table 2. Schedule A Commodity by Country of Origin,
Customs Value, F.a.s. and C.i.f.—Continued

(For information on coverage, definitions of Customs, f.a.s., and c.i.f. values, see Explanation of Statistics. Shipments valued less than \$251 are shown only under Schedule A commodity number 990.0000 and excluded from all other commodities. OTH CTY represents total for countries averaging under \$1,000 per month based on Customs Value)

Country of origin	Schedule A commodity number, description and unit of quantity							
	Current month				Cumulative, January to date			
	Net quantity	Value (dollars)			Net quantity	Value (dollars)		
Customs		F.a.s.	C.i.f.	Customs		F.a.s.	C.i.f.	
BRAZIL.....	-	-	-	-	10	13 837	13 633	14 739
SWEDEN.....	77	1 027 761	1 018 121	1 047 279	581	3 435 943	3 414 071	3 538 287
NORWAY.....	1	2 569	2 569	2 674	5	10 647	10 647	11 060
U KING.....	2 804	4 315 093	4 095 429	4 427 492	14 855	20 269 332	19 366 207	20 904 637
NETHLD.S.....	53	380 983	380 983	389 257	280	1 134 712	1 134 712	1 173 950
FRANCE.....	-	-	-	-	463	638 431	639 107	658 005
W GERM.....	1 534	3 644 797	3 618 862	3 720 860	6 365	12 362 879	12 191 896	12 549 570
SWITZLD.....	76	48 492	48 492	50 215	165	148 803	148 803	160 688
SPAIN.....	-	-	-	-	114	118 159	118 159	121 629
ITALY.....	251	507 794	507 794	544 380	915	1 278 851	1 273 824	1 369 181
ROMANIA.....	-	-	-	-	7	9 204	9 204	12 254
JAPAN.....	152	243 145	242 803	260 967	2 122	2 007 652	1 991 969	2 108 006
OTH CTY.....	-	-	-	-	1	1 167	1 167	1 544
TOTAL.....	4 960	10 191 946	9 936 657	10 465 055	26 075	41 913 530	40 730 641	43 047 514
7115030	ENGINES, INT COMB PISTON-TYPE, AUTO, BUS AND TRUCK, EXCLUDING COMPRESSION-IGNITION & PTS (NO)							
CANADA.....	88 247	38 228 272	37 565 456	38 278 509	329 281	141 548 728	138 533 366	141 699 035
MEXICO.....	3 914	2 637 661	2 651 265	2 651 287	14 765	9 654 394	9 797 413	9 798 772
BRAZIL.....	20	4 800	4 704	5 596	24	5 996	5 900	7 309
SWEDEN.....	39	14 406	14 280	15 651	102	47 089	44 968	49 692
U KING.....	19	40 922	40 922	43 450	819	431 131	416 005	457 488
FRANCE.....	427	168 431	167 462	173 951	1 986	667 239	665 536	692 672
W GERM.....	12 447	4 053 829	4 075 489	4 293 003	27 801	9 033 372	8 991 745	9 597 885
ITALY.....	4	11 361	11 400	12 804	76	57 887	57 972	64 446
INDIA.....	-	-	-	-	40	101 400	101 400	117 615
JAPAN.....	76	15 819	15 819	20 959	748	283 683	279 187	306 469
OTH CTY.....	-	-	-	-	55	4 713	4 713	4 969
TOTAL.....	105 193	45 175 501	44 546 797	45 495 210	375 697	161 835 632	158 898 205	162 796 352
7115040	ENGINES, INTERNAL COMBUSTION, PISTON-TYPE NES, INCLUDING OUTBOARD MOTORS, EXCLUDING PARTS (NO)							
CANADA.....	1 164	450 298	390 480	451 178	8 327	2 371 681	1 988 834	2 111 476
MEXICO.....	1 334	283 045	270 702	270 702	3 680	1 019 883	1 105 444	1 105 444
SWEDEN.....	1 084	529 122	529 192	557 042	5 318	2 056 886	2 118 725	2 234 587
U KING.....	390	72 519	70 766	79 172	1 331	251 039	249 407	273 372
BELGIUM.....	369	260 688	260 688	278 586	371	262 368	262 368	280 615
FRANCE.....	22	3 309	3 309	4 018	138	227 073	227 073	232 843
W GERM.....	56	20 906	20 906	22 217	1 465	174 474	174 474	180 748
AUSTRIA.....	155	6 143	6 206	6 230	1 358	95 074	95 806	98 883
SPAIN.....	-	-	-	-	17	6 920	6 920	7 386
ITALY.....	2 034	491 505	491 505	505 739	9 591	2 426 986	2 426 986	2 493 100
CHINA T.....	1	300	300	504	20 001	6 700	6 700	7 102
JAPAN.....	18 643	2 834 828	2 830 992	2 918 307	67 690	7 438 761	7 435 017	7 762 477
OTH CTY.....	2	251	251	286	5	2 598	2 598	2 754
TOTAL.....	25 254	4 952 914	4 875 297	5 093 981	119 292	16 340 443	16 100 352	16 790 787
7115050	PARTS OF PISTON-TYPE INTERNAL COMBUSTION ENGINES EXCEPT PARTS OF COMPRESSION-IGNITION TYPE							
CANADA.....	-	7 143 513	7 012 296	7 177 963	-	36 083 845	35 692 255	36 173 983
MEXICO.....	-	461 297	485 088	491 541	-	3 508 429	3 764 297	3 747 993
BRAZIL.....	-	587 505	562 308	587 614	-	4 038 724	3 970 576	4 145 523
ARGENT.....	-	-	-	-	-	16 796	16 796	17 794
SWEDEN.....	-	299 252	295 759	314 334	-	999 822	987 589	1 062 939
NORWAY.....	-	11 553	11 553	11 884	-	82 174	82 174	84 724
FINLAND.....	-	3 660	3 660	3 813	-	13 273	12 738	14 175
DENMARK.....	-	24 362	24 362	25 865	-	136 646	136 645	144 164
U KING.....	-	773 981	852 817	902 273	-	4 046 951	4 194 035	4 650 202
NETHLD.S.....	-	11 264	11 267	12 942	-	35 083	34 886	39 799
BELGIUM.....	-	49 849	49 256	52 725	-	295 971	277 094	313 907
FRANCE.....	-	74 404	71 377	77 636	-	317 556	312 467	333 309
W GERM.....	-	2 483 025	2 409 129	2 757 357	-	13 534 769	12 645 641	14 550 126
AUSTRIA.....	-	53 254	53 451	55 942	-	665 191	670 409	676 688
CZECHO.....	-	-	-	-	-	17 107	17 083	17 670
SWITZLD.....	-	6 812	6 657	6 985	-	26 862	26 586	28 381
SPAIN.....	-	20 250	20 250	20 820	-	135 333	135 336	142 145
PORTUGL.....	-	11 431	11 431	11 828	-	15 543	15 543	16 080
ITALY.....	-	528 380	427 849	587 697	-	2 923 486	2 623 984	3 230 547
YUGOSLV.....	-	2 819	2 818	3 101	-	8 478	8 477	9 558
ISRAEL.....	-	24 804	24 804	26 906	-	176 014	175 226	193 125
INDIA.....	-	-	-	-	-	15 443	15 443	21 841
HG KONG.....	-	14 282	14 282	16 217	-	140 490	139 789	150 905
CHINA T.....	-	15 477	15 657	16 596	-	182 769	183 225	194 567
JAPAN.....	-	3 203 280	3 183 894	3 455 785	-	21 539 930	21 415 322	23 122 786
AUSTRAL.....	-	67 259	67 224	75 837	-	509 474	509 423	540 215
N ZEAL.....	-	-	-	-	-	8 444	8 444	9 806
REP SAF.....	-	-	-	-	-	15 770	15 771	18 088
OTH CTY.....	-	1 483	1 482	1 822	-	6 171	6 242	8 868
TOTAL.....	-	15 873 196	15 618 671	16 695 483	-	89 496 544	88 093 496	93 659 908
7115060	PARTS, CAST-IRON, OF INTERNAL COMBUSTION ENGINES (LB)							
CANADA.....	1 700 395	413 620	420 936	420 936	36 177 548	8 897 580	8 933 755	8 933 755
MEXICO.....	313 369	137 088	139 427	139 427	1 959 825	743 004	748 257	748 257
DOM REP.....	-	-	-	-	-	39 918	15 965	17 225
BRAZIL.....	-	-	-	-	3 629 066	1 139 719	1 139 219	1 281 450
U KING.....	206 605	82 983	83 488	101 818	559 501	219 191	220 617	268 514
NETHLD.S.....	-	-	-	-	78 696	31 932	31 932	34 452
FRANCE.....	647 422	199 846	199 826	218 361	3 002 262	1 036 188	1 036 098	1 127 894
W GERM.....	1 945 029	740 345	743 562	794 769	5 921 884	2 262 153	2 265 397	2 415 888

Table 2. Schedule A Commodity by Country of Origin,
Customs Value, F.a.s. and C.i.f.—Continued

(For information on coverage, definitions of Customs, f.a.s., and c.i.f. values, see Explanation of Statistics. Shipments valued less than \$251 are shown only under Schedule A commodity number 990.0000 and excluded from all other commodities. OTH CTY represents total for countries averaging under \$1,000 per month based on Customs Value)

Country of origin	Schedule A commodity number, description and unit of quantity							
	Current month				Cumulative, January to date			
	Net quantity	Value (dollars)			Net quantity	Value (dollars)		
Customs		F.a.s.	C.i.f.	Customs		F.a.s.	C.i.f.	
JAPAN.....	-	-	-	-	225 312	65 722	66 322	74 421
OTH CTY.....	-	-	-	-	2 054	1 951	1 795	1 962
TOTAL.....	4 812 820	1 573 882	1 587 239	1 675 311	51 596 066	14 413 405	14 459 357	14 903 816
7115070	PARTS OF INTERNAL COMBUSTION ENGINES, NES							
CANADA.....	-	10 158 188	10 118 898	10 146 619	-	53 419 407	53 137 514	53 277 422
MEXICO.....	-	193 351	212 519	212 626	-	957 011	1 176 048	1 176 566
BRASIL.....	-	42 195	41 602	43 358	-	128 618	110 295	126 651
SWEDEN.....	-	104 102	100 593	105 063	-	1 052 295	1 017 165	1 072 003
NORWAY.....	-	41 470	41 947	43 990	-	183 350	183 827	190 378
FINLAND.....	-	679	679	714	-	20 965	20 965	21 406
DENMARK.....	-	13 712	13 712	14 518	-	46 977	46 977	50 755
U KING.....	-	9 794 155	9 248 358	9 486 264	-	54 328 616	51 256 565	52 532 244
NETHLS.....	-	103 856	103 856	110 457	-	1 257 109	1 257 109	1 349 898
BELGIUM.....	-	89 911	89 718	93 834	-	449 487	449 185	469 222
FRANCE.....	-	525 644	525 874	542 409	-	2 752 951	2 758 635	2 874 465
W GERM.....	-	986 790	978 468	1 036 926	-	6 122 924	6 136 289	6 616 812
AUSTRIA.....	-	42 111	42 111	43 748	-	419 833	419 834	430 547
CZECHO.....	-	-	-	-	-	7 966	7 838	8 475
SWITZLD.....	-	811 868	703 825	734 097	-	2 615 122	2 259 271	2 343 133
SPAIN.....	-	77 855	77 978	87 398	-	540 260	541 527	617 101
ITALY.....	-	131 859	131 859	137 684	-	811 955	811 625	840 009
YUGOSLV.....	-	-	-	-	-	16 548	16 548	17 195
ISRAEL.....	-	-	-	-	-	7 340	7 340	7 612
INDIA.....	-	-	-	-	-	158 584	158 572	185 055
KOR REP.....	-	2 932	2 932	3 000	-	27 298	27 298	27 930
HG KONG.....	-	-	-	-	-	6 124	5 753	6 185
CHINA T.....	-	584	584	599	-	61 538	61 538	64 583
JAPAN.....	-	2 767 160	2 679 478	2 937 891	-	17 128 189	16 600 864	18 203 310
AUSTRAL.....	-	135 644	136 751	142 579	-	456 641	451 213	475 283
OTH CTY.....	-	5 156	5 156	5 880	-	19 916	21 001	22 744
TOTAL.....	-	26 029 222	25 256 898	25 929 656	-	142 997 024	138 940 796	143 007 024
7116000	ENGINES, NON-PISTON TYPE, NES (NO)							
CANADA.....	2	74 218	74 218	74 218	11	1 216 163	1 218 079	1 218 182
SWEDEN.....	-	-	-	-	54	124 323	124 323	131 066
NORWAY.....	1	71 673	71 673	73 521	31	345 126	345 126	350 193
U KING.....	169	113 853	113 853	116 958	373	118 668	118 668	122 336
FRANCE.....	162	65 020	65 020	66 950	165	513 669	514 986	526 823
W GERM.....	2	1 633	1 633	2 066	20	10 923	10 923	12 448
SWITZLD.....	5	78 496	78 496	85 637	9	112 985	112 985	122 625
JAPAN.....	586	310 687	291 301	319 673	1 776	1 187 733	1 143 293	1 192 983
OTH CTY.....	-	-	-	-	1	343	343	395
TOTAL.....	927	715 580	696 194	739 023	2 440	3 629 933	3 588 726	3 677 051
7118120	WATER ENGINES NES, WATER WHEELS AND WATER TURBINES (NO)							
MEXICO.....	-	-	-	-	2	7 421	7 421	7 421
SWEDEN.....	-	-	-	-	12	167 442	167 442	177 955
U KING.....	1	4 501	4 501	4 683	15	24 968	24 968	25 862
OTH CTY.....	2	2 328	2 328	2 377	2	2 328	2 328	2 377
TOTAL.....	3	6 829	6 829	7 060	31	202 159	202 159	213 615
7118140	PARTS, INCLUDING GOVERNORS, OF WATER ENGINES NES, WATER WHEELS AND WATER TURBINES							
CANADA.....	-	9 425	9 425	9 425	-	263 245	171 180	171 220
MEXICO.....	-	-	-	-	-	8 945	8 945	8 945
SWEDEN.....	-	215 298	215 298	227 029	-	227 491	227 491	242 584
U KING.....	-	10 416	10 416	10 572	-	45 922	45 379	46 856
FRANCE.....	-	1 231	1 231	1 268	-	5 228	5 228	5 342
SWITZLD.....	-	-	-	-	-	46 202	46 202	50 693
JAPAN.....	-	-	-	-	-	194 135	194 135	228 050
OTH CTY.....	-	482	482	492	-	5 889	5 889	6 342
TOTAL.....	-	236 852	236 852	248 786	-	797 057	704 449	760 032
7118800	ENGINES AND MOTORS, NES, NONELECTRIC, INCLUDING PARTS							
CANADA.....	-	14 665	14 752	14 792	-	144 477	145 076	146 105
SWEDEN.....	-	134 255	134 264	137 538	-	1 225 398	1 182 575	1 213 679
NORWAY.....	-	-	-	-	-	38 919	37 517	38 118
U KING.....	-	478 024	441 046	453 219	-	1 758 577	1 627 521	1 682 411
BELGIUM.....	-	-	-	-	-	9 898	9 898	10 148
FRANCE.....	-	159 481	159 481	163 875	-	365 895	365 898	376 181
W GERM.....	-	34 646	34 646	37 072	-	148 365	146 357	154 616
AUSTRIA.....	-	383	383	445	-	916 350	920 350	932 988
ITALY.....	-	31 530	31 619	32 150	-	99 459	100 871	103 392
HG KONG.....	-	-	-	-	-	14 629	13 989	15 850
JAPAN.....	-	1 389	1 400	1 400	-	79 206	79 222	81 981
AUSTRAL.....	-	27 608	27 608	28 308	-	59 978	59 978	61 168
OTH CTY.....	-	-	-	-	-	10 536	10 615	12 028
TOTAL.....	-	881 981	845 199	868 799	-	4 871 687	4 699 867	4 828 665
7121010	PLOWS AND LISTERS (NO)							
CANADA.....	1 073	1 532 989	1 435 100	1 551 438	4 733	5 991 378	5 335 906	6 075 293
SWEDEN.....	-	-	-	-	112	111 610	111 877	116 326
NORWAY.....	21	39 697	39 777	41 750	253	261 704	261 811	283 103
U KING.....	30	35 351	35 351	37 590	50	44 678	44 678	49 800

Table 2. Schedule A Commodity by Country of Origin,
Customs Value, F.a.s. and C.i.f.—Continued

(For information on coverage, definitions of Customs, f.a.s., and c.i.f. values, see Explanation of Statistics. Shipments valued less than \$251 are shown only under Schedule A commodity number 990.0000 and excluded from all other commodities. OTH CTY represents total for countries averaging under \$1,000 per month based on Customs Value)

Country of origin	Schedule A commodity number, description and unit of quantity							
	Current month				Cumulative, January to date			
	Net quantity	Value (dollars)			Net quantity	Value (dollars)		
Customs		F.a.s.	C.i.f.	Customs		F.a.s.	C.i.f.	
W GERM.....	-	-	-	-	16	23 424	23 424	24 863
JAPAN.....	5 000	67 971	67 971	76 670	8 000	107 318	107 318	121 172
OTH CTY.....	-	-	-	-	29	1 023	1 023	1 136
TOTAL.....	6 124	1 676 008	1 578 199	1 707 448	13 193	6 541 135	5 866 037	6 671 693
7121020	CULTIVATORS AND WEEDERS				(NO)			
CANADA.....	1 866	2 381 414	2 195 999	2 408 899	7 246	10 104 434	9 470 833	10 226 013
BRAZIL.....	-	-	-	-	36	37 908	37 908	41 867
DENMARK.....	171	76 343	76 616	82 588	8 473	1 191 353	1 192 895	1 305 763
U KING.....	127	140 794	140 794	151 379	418	425 845	425 845	465 560
FRANCE.....	175	91 341	91 341	98 503	284	188 943	188 943	205 665
W GERM.....	-	-	-	-	2 961	201 583	204 266	223 023
POLAND.....	135	39 150	39 150	43 610	135	39 150	39 150	43 610
SPAIN.....	-	-	-	-	223	171 994	172 014	192 185
ITALY.....	390	170 438	170 438	179 309	477	249 530	249 594	273 924
JAPAN.....	-	-	-	-	305	59 894	59 894	65 323
TOTAL.....	2 864	2 899 480	2 714 338	2 964 288	20 558	12 670 634	12 041 342	13 042 933
7121030	PARTS OF PLOWS, LISTERS, CULTIVATORS AND WEEDERS							
CANADA.....	-	1 554 673	1 323 379	1 570 952	-	6 310 372	5 505 925	6 363 107
MEXICO.....	-	34 234	34 508	34 508	-	290 405	288 961	288 961
SWEDEN.....	-	813	840	840	-	48 174	48 390	49 349
NORWAY.....	-	8 548	8 548	9 485	-	299 801	299 839	332 470
DENMARK.....	-	21 826	25 993	27 350	-	1 204 357	1 218 980	1 327 525
U KING.....	-	152 116	152 116	162 047	-	723 690	723 690	780 490
FRANCE.....	-	15 662	15 662	17 369	-	29 814	29 814	36 415
W GERM.....	-	136 817	137 782	146 692	-	872 364	873 932	930 324
SPAIN.....	-	16 383	16 383	18 115	-	46 654	46 654	52 511
ITALY.....	-	7 746	7 746	8 152	-	41 469	41 469	46 088
GAZA ST.....	-	-	-	-	-	23 733	19 428	24 051
INDIA.....	-	-	-	-	-	13 094	13 094	17 086
JAPAN.....	-	22 533	16 267	18 938	-	126 708	120 442	133 664
AUSTRAL.....	-	19 361	19 361	21 673	-	195 496	195 513	217 512
REP SAF.....	-	115 040	115 040	151 091	-	1 198 475	1 193 789	1 496 605
OTH CTY.....	-	-	-	-	-	3 194	3 194	4 071
TOTAL.....	-	2 105 752	1 873 625	2 187 212	-	11 427 800	10 623 114	12 100 229
7121040	HARROWS, ROLLERS, STALK CUTTERS AND SOIL PULVERIZERS				(NO)			
CANADA.....	1 079	1 000 670	921 989	1 010 636	3 884	3 463 890	3 102 988	3 509 581
DENMARK.....	2	378	380	380	199	7 946	7 959	8 870
U KING.....	813	135 743	135 743	158 761	6 666	542 915	542 915	634 976
NETHLDs.....	204	518 107	518 107	541 798	2 734	6 541 023	6 571 583	7 000 558
W GERM.....	83	42 573	42 573	45 014	211	101 161	101 161	107 474
SPAIN.....	-	-	-	-	43	32 692	32 692	35 130
ITALY.....	-	-	-	-	104	75 698	75 698	88 345
OTH CTY.....	1	447	447	977	23	3 576	4 376	5 058
TOTAL.....	2 182	1 697 918	1 619 239	1 757 566	13 864	10 768 901	10 439 372	11 389 992
7121050	PLANTING, SEEDING, AND FERTILIZING MACHINES				(NO)			
CANADA.....	1 635	2 032 697	1 921 012	2 048 992	7 795	11 211 059	10 503 868	11 337 829
DENMARK.....	23	8 110	8 238	8 238	1 539	209 202	209 529	225 714
U KING.....	-	-	-	-	152	137 341	133 105	146 285
NETHLDs.....	213	118 261	118 228	129 676	2 381	752 722	753 884	855 553
FRANCE.....	42	15 301	15 301	17 573	794	252 770	247 568	266 603
W GERM.....	225	47 932	47 932	50 614	1 851	406 043	406 043	431 221
ITALY.....	-	-	-	-	110	19 580	19 580	20 700
ISRAEL.....	-	-	-	-	6	15 272	15 272	16 200
AUSTRAL.....	3	2 831	2 831	3 779	9	16 455	16 455	19 278
OTH CTY.....	-	-	-	-	11	9 003	9 003	10 031
TOTAL.....	2 141	2 225 132	2 113 542	2 258 872	14 648	13 029 447	12 314 307	13 329 414
7122010	HAYING MACHINES, OTHER THAN MOWERS				(NO)			
CANADA.....	580	858 811	718 057	867 137	3 299	5 172 835	4 208 193	5 240 976
DENMARK.....	35	19 909	19 969	21 655	57	29 744	29 810	32 336
U KING.....	-	-	-	-	21	56 803	56 803	71 258
NETHLDs.....	220	181 917	191 917	204 644	441	342 530	352 548	373 730
FRANCE.....	-	-	-	-	245	159 870	159 890	164 556
W GERM.....	115	164 100	165 295	174 232	1 229	777 815	779 011	823 161
SPAIN.....	368	129 816	129 816	167 565	924	303 493	303 493	384 746
ITALY.....	-	-	-	-	60	15 540	15 540	16 998
JAPAN.....	1	5 528	5 528	5 240	509	65 445	66 724	74 019
TOTAL.....	1 319	1 360 081	1 230 582	1 441 473	6 785	6 924 075	5 972 012	7 181 780
7122020	MOWERS, EXCEPT LAWN MOWERS				(NO)			
CANADA.....	1 110	979 565	964 576	990 632	6 322	4 617 223	4 348 608	4 672 025
SWEDEN.....	50	23 834	23 834	25 921	100	46 569	46 569	52 724
DENMARK.....	72	56 647	56 647	61 621	221	181 305	181 305	198 961
U KING.....	-	-	-	-	118	210 383	210 383	229 255
NETHLDs.....	87	139 473	139 772	156 826	450	534 717	535 629	585 111
FRANCE.....	51	27 277	27 277	28 668	109	86 303	86 303	92 228
W GERM.....	38	136 410	136 899	145 844	502	819 053	819 552	872 019
JAPAN.....	-	-	-	-	15	31 780	31 780	34 950
TOTAL.....	1 408	1 363 206	1 349 005	1 409 512	7 837	6 527 333	6 260 129	6 737 273

Table 2. Schedule A Commodity by Country of Origin,
Customs Value, F.a.s. and C.i.f.—Continued

(For information on coverage, definitions of Customs, f.a.s., and c.i.f. values, see Explanation of Statistics. Shipments valued less than \$251 are shown only under Schedule A commodity number 990.0000 and excluded from all other commodities. OTH CTY represents total for countries averaging under \$1,000 per month based on Customs Value)

Country of origin	Schedule A commodity number, description and unit of quantity							
	Current month				Cumulative, January to date			
	Net quantity	Value (dollars)			Net quantity	Value (dollars)		
		Customs	F.a.s.	C.i.f.		Customs	F.a.s.	C.i.f.
7122030	HARVESTING MACHINES NES							(NO)
CANADA.....	1 905	19 823 642	16 731 892	19 952 499	7 889	86 616 988	74 605 501	87 051 592
DENMARK.....	-	-	-	-	10	12 062	11 528	12 343
U KING.....	-	-	-	-	1	39 661	39 661	45 789
NETHLDS.....	3	42 455	42 455	45 429	393	44 778	44 778	47 782
BELGIUM.....	298	4 011 363	4 036 261	4 368 305	593	7 686 876	7 711 774	8 371 399
FRANCE.....	1	2 877	2 877	4 826	449	228 529	213 071	240 045
W GERM.....	285	2 843 809	2 906 378	3 167 487	534	2 983 622	3 046 191	3 314 023
POLAND.....	345	2 414 460	2 414 460	2 654 285	345	2 414 460	2 414 460	2 654 285
USSR.....	-	-	-	-	1	26 020	30 000	33 980
JAPAN.....	820	10 552	10 552	11 725	7 143	109 803	112 973	126 642
AUSTRAL.....	-	-	-	-	6	261 325	261 325	283 027
TOTAL.....	3 657	29 149 158	26 144 875	30 204 556	17 364	100 424 124	68 491 262	102 180 907
7122040	PARTS OF AGRICULTURAL MACHINERY AND EQUIPMENT, NES							
CANADA.....	-	10 877 241	8 346 914	10 975 897	-	49 563 129	39 712 547	50 057 386
MEXICO.....	-	243 322	245 260	245 307	-	1 253 594	1 258 812	1 260 600
PERU.....	-	13 600	13 600	15 209	-	21 540	21 540	28 771
BRAZIL.....	-	24 800	24 800	26 178	-	73 067	73 067	77 276
ARGENT.....	-	-	-	-	-	316 538	316 538	351 787
SWEDEN.....	-	118 603	118 603	120 551	-	329 859	329 338	346 585
NORWAY.....	-	-	-	-	-	245 973	245 973	263 164
FINLAND.....	-	585	585	679	-	26 947	26 947	29 299
DENMARK.....	-	96 611	96 003	102 356	-	745 594	743 416	796 208
U KING.....	-	523 568	524 145	557 854	-	2 589 221	2 600 979	2 826 337
NETHLDS.....	-	135 305	135 511	151 289	-	719 700	720 389	837 926
BELGIUM.....	-	86 409	86 414	96 466	-	287 115	287 730	313 918
FRANCE.....	-	258 245	253 015	275 679	-	1 090 181	1 063 574	1 148 421
W GERM.....	-	1 521 220	1 546 759	1 663 866	-	3 271 932	3 308 292	3 508 379
AUSTRIA.....	-	5 044	6 404	6 588	-	55 390	56 767	59 090
SWITZLD.....	-	-	-	-	-	105 762	105 762	107 112
SPAIN.....	-	241 502	241 502	249 319	-	1 197 978	1 197 975	1 267 241
ITALY.....	-	46 186	46 186	52 962	-	237 245	237 305	276 789
ISRAEL.....	-	977	977	1 076	-	24 064	24 064	28 921
INDIA.....	-	66 920	66 920	86 663	-	134 342	134 342	177 536
MALAYSIA.....	-	1 026	1 026	1 670	-	5 464	5 464	9 688
KOR REP.....	-	-	-	-	-	12 283	12 283	13 500
CHINA T.....	-	10 866	10 970	16 190	-	82 638	82 917	113 619
JAPAN.....	-	85 402	85 874	93 293	-	555 950	556 790	593 330
AUSTRAL.....	-	189 748	189 748	209 520	-	1 144 166	1 144 395	1 250 718
N ZEAL.....	-	32 296	32 296	33 282	-	266 090	265 148	281 248
REP SAF.....	-	14 831	13 831	20 173	-	160 855	158 878	196 090
OTH CTY.....	-	550	550	650	-	3 148	3 148	5 011
TOTAL.....	-	14 594 857	12 087 893	15 002 717	-	64 519 765	54 694 380	66 225 950
7122050	LAWN MOWERS AND PARTS							
CANADA.....	-	95 776	96 534	96 534	-	165 442	166 947	166 974
BRAZIL.....	-	-	-	-	-	11 160	11 160	11 728
SWEDEN.....	-	-	-	-	-	79 151	57 411	64 828
U KING.....	-	59 508	59 476	65 137	-	398 748	399 422	442 141
BELGIUM.....	-	-	-	-	-	24 536	24 536	25 526
W GERM.....	-	1 114	1 149	1 372	-	156 678	156 053	175 405
JAPAN.....	-	-	-	-	-	8 422	8 422	8 850
AUSTRAL.....	-	3 071	3 071	3 596	-	154 765	154 765	167 137
OTH CTY.....	-	2 450	2 450	2 813	-	18 028	18 028	20 131
TOTAL.....	-	161 919	162 680	169 452	-	1 016 930	996 744	1 082 720
7123100	CREAM SEPARATORS							(NO)
CANADA.....	-	-	-	-	5	24 466	24 475	24 475
W GERM.....	-	-	-	-	2	134 986	91 709	136 032
OTH CTY.....	-	-	-	-	1	674	674	686
TOTAL.....	-	-	-	-	8	160 126	116 858	161 193
7125010	TRACTORS, WHEEL, EX GARDEN, NEW, SUITABLE FOR AGRI USE, UNDER 35 BELT HORSEPOWER							(NO)
CANADA.....	-	-	-	-	3	10 000	10 060	10 060
U KING.....	6	12 133	13 286	13 983	43	160 857	161 999	169 871
W GERM.....	64	352 160	355 908	371 944	1 005	4 996 031	4 999 831	5 216 865
JAPAN.....	43	120 403	120 403	130 015	747	2 007 720	2 012 045	2 112 450
OTH CTY.....	-	-	-	-	30	1 974	1 974	2 102
TOTAL.....	113	484 696	489 597	515 942	1 828	7 176 582	7 185 909	7 511 348
7125020	TRACTORS, WHEEL, EX GARDEN, NEW, SUITABLE FOR AGRI USE, 35 BELT HORSEPOWER OR OVER							(NO)
CANADA.....	218	6 287 990	6 292 040	6 292 040	851	24 199 773	24 249 299	24 249 299
U KING.....	226	1 053 033	1 057 521	1 117 223	2 582	12 044 710	12 059 855	12 769 302
BELGIUM.....	1	4 711	4 728	4 928	183	829 976	832 135	865 512
FRANCE.....	-	-	-	-	1	5 162	5 238	5 238
W GERM.....	202	1 638 571	1 638 571	1 683 165	2 012	11 862 819	11 863 500	12 319 911
CZECHO.....	-	-	-	-	1	9 531	9 541	9 541
POLAND.....	64	262 168	262 168	279 763	338	1 334 011	1 334 011	1 427 055
USSR.....	-	-	-	-	219	553 482	553 956	713 637
ITALY.....	1	4 852	4 852	5 095	589	2 213 668	2 213 699	2 458 111
ROMANIA.....	670	1 342 891	1 342 891	1 489 300	1 756	3 310 943	3 310 943	3 682 796
JAPAN.....	27	396 225	396 225	411 484	296	1 145 747	1 145 747	1 233 932
OTH CTY.....	-	-	-	-	2	4 800	4 800	4 800
TOTAL.....	1 409	10 990 441	10 998 996	11 282 998	8 830	57 514 622	57 582 724	59 739 134

Table 2. Schedule A Commodity by Country of Origin,
Customs Value, F.a.s. and C.i.f.—Continued

(For information on coverage, definitions of Customs, f.a.s., and c.i.f. values, see Explanation of Statistics. Shipments valued less than \$251 are shown only under Schedule A commodity number 990.0000 and excluded from all other commodities. OTH CTY represents total for countries averaging under \$1,000 per month based on Customs Value)

Country of origin	Schedule A commodity number, description and unit of quantity							
	Current month				Cumulative, January to date			
	Net quantity	Value (dollars)			Net quantity	Value (dollars)		
Customs		F.a.s.	C.i.f.	Customs		F.a.s.	C.i.f.	
7125030	TRACTORS, TRACK LAYING, INCLUDING HALF TRACK, NEW, SUITABLE FOR AGRICULTURAL USE							(NO)
CANADA.....	6	80 668	82 687	81 222	93	1 028 580	1 049 417	1 034 538
U KING.....	-	-	-	-	4	13 070	13 070	14 320
FRANCE.....	-	-	-	-	31	830 030	831 612	867 297
W GERM.....	-	-	-	-	2	10 456	10 456	10 694
CZECHO.....	1	94 268	94 288	94 288	1	94 268	94 288	94 288
JAPAN.....	26	387 445	391 034	407 840	48	741 814	749 131	786 950
TOTAL.....	33	562 381	568 009	583 350	179	2 718 218	2 747 974	2 808 087
7125040	TRACTORS, NES, NEW, SUITABLE FOR AGRICULTURAL USE							(NO)
CANADA.....	22	241 606	216 796	242 650	155	1 652 231	1 465 390	1 665 917
MEXICO.....	5	28 436	28 668	28 668	5	28 436	28 668	28 668
U KING.....	178	776 194	777 887	832 629	923	3 743 844	3 776 584	4 027 265
FRANCE.....	1	18 919	18 919	19 754	29	515 096	515 096	542 957
W GERM.....	340	1 770 454	1 770 454	1 832 250	1 642	8 523 965	8 523 977	8 823 923
USSR.....	1	2 042	2 042	2 102	84	140 749	140 749	195 764
ITALY.....	72	543 944	543 944	582 744	241	1 563 007	1 564 228	1 663 971
JAPAN.....	741	549 971	549 971	590 949	2 594	3 520 524	3 520 629	3 915 131
TOTAL.....	1 360	3 931 566	3 908 681	4 131 746	5 673	19 687 852	19 535 321	20 863 596
7125050	TRACTORS, USED, SUITABLE FOR AGRICULTURAL USE							(NO)
CANADA.....	100	178 891	182 297	182 291	420	519 444	530 646	530 613
U KING.....	77	161 420	161 726	185 879	418	990 014	988 589	1 143 343
W GERM.....	1	3 200	3 210	3 210	8	29 837	29 968	29 968
ITALY.....	-	-	-	-	2	13 238	13 262	13 550
JAPAN.....	12	224 411	224 411	245 012	36	715 490	715 790	766 645
OTH CTY.....	1	3 000	3 010	3 010	1	3 000	3 010	3 010
TOTAL.....	191	570 922	574 654	619 402	885	2 271 023	2 281 265	2 487 129
7125055	TRACTORS, EXCEPT ROAD AND AGRICULTURAL, TRACKLAYING TYPE, INCLUDING HALF-TRACK							(NO)
CANADA.....	-	-	-	-	-	98 297	100 279	100 279
U KING.....	-	-	-	-	-	68 305	68 305	72 066
W GERM.....	-	20 450	20 450	21 273	-	20 450	20 450	21 273
ITALY.....	-	-	-	-	-	30 186	30 186	30 931
JAPAN.....	-	3 486 399	3 486 399	3 723 540	-	9 113 146	9 116 547	9 755 627
TOTAL.....	-	3 506 849	3 506 849	3 744 813	-	9 330 384	9 335 767	9 980 176
7125065	TRACTORS AND PARTS, NSPF, EXCEPT ROAD AND AGRICULTURAL							
CANADA.....	-	2 077 963	2 011 897	2 078 187	-	8 555 743	8 222 571	8 536 277
MEXICO.....	-	5 145	5 159	5 159	-	41 186	41 275	41 275
FINLAND.....	-	-	-	-	-	29 953	29 953	31 644
U KING.....	-	1 246 144	1 221 352	1 300 601	-	4 807 204	4 739 586	5 088 340
NETHLDs.....	-	-	-	-	-	77 194	77 194	77 580
BELGIUM.....	-	4 734	4 496	10 105	-	420 419	417 138	447 453
FRANCE.....	-	81 646	81 597	89 716	-	664 343	664 138	728 001
W GERM.....	-	271 250	271 012	285 352	-	2 904 365	2 903 196	3 147 621
AUSTRIA.....	-	-	-	-	-	5 211	5 211	5 389
SPAIN.....	-	36 082	36 082	38 448	-	127 490	127 490	137 472
PORTUGL.....	-	-	-	-	-	46 972	46 972	57 480
GIBRALT.....	-	-	-	-	-	5 053	5 053	6 016
ITALY.....	-	1 665 616	1 552 385	1 670 334	-	10 598 507	10 241 026	10 957 999
YUGOSLV.....	-	-	-	-	-	24 600	24 600	25 342
JAPAN.....	-	10 266 153	8 632 261	11 148 506	-	31 611 436	27 320 506	34 016 875
AUSTRAL.....	-	-	-	-	-	50 724	50 724	60 700
REP SAF.....	-	541	541	776	-	35 601	35 505	46 464
OTH CTY.....	-	1 714	1 713	2 502	-	9 060	9 070	12 042
TOTAL.....	-	15 656 988	13 818 495	16 629 686	-	60 015 061	54 961 208	63 423 970
7128000	AGRICULTURAL MACHINERY, IMPLEMENTS AND EQUIPMENT, NES							
CANADA.....	-	2 203 007	2 214 012	2 228 290	-	11 798 563	11 761 828	11 950 175
MEXICO.....	-	76 879	76 879	76 879	-	380 398	380 504	380 504
HONDURA.....	-	8 816	8 816	11 168	-	29 306	29 306	38 618
COLOMB.....	-	-	-	-	-	169 978	169 978	194 951
BRAZIL.....	-	-	-	-	-	45 880	45 880	48 545
SWEDEN.....	-	14 016	14 016	16 086	-	61 762	61 913	68 627
DENMARK.....	-	7 850	7 850	8 850	-	28 361	28 371	30 500
U KING.....	-	212 019	213 922	236 284	-	935 744	934 381	1 043 509
IRELAND.....	-	-	-	-	-	9 227	9 227	11 188
NETHLDs.....	-	106 410	106 495	116 193	-	366 358	366 460	406 031
BELGIUM.....	-	24 385	24 385	26 243	-	45 903	45 903	49 389
FRANCE.....	-	36 506	36 506	39 655	-	1 035 296	1 036 695	1 110 192
W GERM.....	-	222 560	223 296	241 920	-	714 899	715 650	778 061
POLAND.....	-	-	-	-	-	61 729	61 729	66 151
SPAIN.....	-	-	-	-	-	134 053	133 999	146 274
ITALY.....	-	-	-	-	-	37 834	37 909	46 307
ISRAEL.....	-	12 478	12 493	14 237	-	111 906	111 794	135 442
MALAYSIA.....	-	-	-	-	-	176 178	176 178	260 689
SINGAPR.....	-	-	-	-	-	9 938	9 938	14 066
INDNSIA.....	-	7 169	7 169	8 025	-	7 169	7 169	8 025
KOR REP.....	-	-	-	-	-	12 023	12 023	17 472
HG KONG.....	-	3 621	3 621	4 063	-	24 154	24 154	27 206
CHINA T.....	-	44 783	44 783	60 653	-	359 130	359 579	475 941
JAPAN.....	-	61 595	60 008	73 399	-	357 744	349 097	426 302
AUSTRAL.....	-	-	-	-	-	38 882	38 993	49 872

Table 2. Schedule A Commodity by Country of Origin,
Customs Value, F.a.s. and C.i.f.—Continued

(For information on coverage, definitions of Customs, f.a.s., and c.i.f. values, see Explanation of Statistics. Shipments valued less than \$251 are shown only under Schedule A commodity number 990.0000 and excluded from all other commodities. OTH CTY represents total for countries averaging under \$1,000 per month based on Customs Value)

Country of origin	Schedule A commodity number, description and unit of quantity							
	Current month				Cumulative, January to date			
	Net quantity	Value (dollars)			Net quantity	Value (dollars)		
Customs		F.a.s.	C.i.f.	Customs		F.a.s.	C.i.f.	
N ZEAL.....	-	36 675	36 783	38 807	-	196 849	196 957	210 482
OTH CTY.....	-	2 617	2 637	3 477	-	10 091	10 111	12 760
TOTAL.....	-	3 081 386	3 093 671	3 204 229	-	17 159 355	17 115 726	18 007 279
7141020	TYPEWRITERS, PORTABLE, NON-AUTOMATIC, NON-CALCULATING							(NO)
CANADA.....	35	4 060	4 176	4 732	55	6 935	7 144	7 700
BRAZIL.....	-	-	-	-	151	18 796	18 796	20 695
SWEDEN.....	1	405	405	581	1 141	184 114	184 114	195 314
U KING.....	10 521	374 427	374 427	388 479	76 388	2 260 111	2 260 178	2 357 429
NETHLDLS.....	807	51 406	51 406	52 385	2 673	202 387	202 387	206 710
BELGIUM.....	-	-	-	-	520	22 724	22 724	28 141
FRANCE.....	202	23 274	23 274	23 762	994	112 072	112 837	114 404
W GERM.....	10 788	1 407 433	1 407 636	1 441 526	27 057	3 643 805	3 644 865	3 736 827
SPAIN.....	5 142	224 850	224 850	237 033	38 352	1 645 184	1 645 184	1 773 355
PORTUGL.....	3 100	120 900	120 900	129 054	24 254	941 252	941 252	1 004 436
GIBRALT.....	-	-	-	-	600	23 400	23 400	24 986
ITALY.....	-	-	-	-	707	99 125	99 125	103 460
SINGAPR.....	7 300	446 878	446 878	470 982	32 674	2 063 677	2 063 824	2 153 567
HG KONG.....	6	940	940	1 048	10 037	81 390	83 811	90 794
JAPAN.....	35 240	1 363 597	1 362 940	1 443 589	202 927	8 131 028	8 550 635	8 707 014
OTH CTY.....	-	-	-	-	10	715	715	772
TOTAL.....	73 142	4 018 170	4 017 832	4 193 171	418 540	19 436 715	19 860 991	20 525 604
7141040	TYPEWRITERS, NON-AUTOMATIC, NONCALCULATING, ELECTRIC							(NO)
CANADA.....	1	450	450	460	3 667	546 983	548 016	552 687
MEXICO.....	139	55 075	50 580	56 085	868	309 258	291 027	317 194
SWEDEN.....	2 419	460 856	460 856	472 781	7 486	1 482 202	1 482 202	1 523 404
U KING.....	-	-	-	-	16 559	3 131 939	3 132 188	3 238 127
NETHLDLS.....	-	-	-	-	3 849	1 069 307	1 069 307	1 093 500
FRANCE.....	1	400	400	489	135	10 905	10 905	12 066
W GERM.....	15 615	5 281 808	5 282 731	5 392 736	61 755	19 698 319	19 703 770	20 105 555
SWITZLD.....	-	-	-	-	1 164	162 001	162 001	165 781
ITALY.....	7 172	982 188	982 188	1 007 676	38 021	5 069 009	5 075 009	5 198 976
SINGAPR.....	-	-	-	-	420	25 704	25 704	27 089
JAPAN.....	600	55 696	55 696	59 022	4 450	381 407	381 407	408 046
OTH CTY.....	-	-	-	-	5	1 103	1 103	1 253
TOTAL.....	25 947	6 836 473	6 832 901	6 989 249	138 379	31 888 137	31 882 639	32 643 680
7141060	TYPEWRITERS, NON-AUTOMATIC, NONCALCULATING, NONELECTRIC							(NO)
CANADA.....	212	14 419	14 454	14 454	292	22 888	22 948	23 354
SWEDEN.....	130	17 081	17 081	17 834	714	89 779	89 779	93 002
U KING.....	4 537	480 689	480 689	500 099	29 618	3 149 497	3 149 498	3 275 708
W GERM.....	9 880	1 711 147	1 712 770	1 756 003	30 017	5 072 174	5 075 988	5 222 002
ITALY.....	-	-	-	-	1 220	133 592	133 592	138 890
JAPAN.....	-	-	-	-	951	33 102	33 102	35 127
OTH CTY.....	2	428	428	480	12	1 454	1 454	1 707
TOTAL.....	14 761	2 223 764	2 225 422	2 288 870	62 824	8 502 486	8 506 361	8 789 790
7141080	TYPEWRITERS, NON-CALCULATING NES, AND NUMBERING, DATING, AND CHECK-WRITING MACHINES							(NO)
CANADA.....	139	102 596	93 709	102 071	4 853	982 404	902 488	992 687
SWEDEN.....	60	32 460	32 460	32 880	91	49 341	49 341	49 879
U KING.....	960	8 160	8 160	8 260	4 376	27 663	27 678	28 531
FRANCE.....	-	-	-	-	101	10 073	10 073	10 674
W GERM.....	5 824	34 160	34 160	35 881	16 272	102 183	101 704	106 664
ITALY.....	106	343 362	343 749	357 762	618	1 736 457	1 740 450	1 791 718
JAPAN.....	1 683	23 143	23 143	23 847	24 976	211 271	185 211	210 469
OTH CTY.....	25	379	379	397	2 361	13 871	13 310	14 827
TOTAL.....	8 797	544 260	535 760	561 098	53 648	3 133 263	3 030 255	3 205 449
7142005	CALCULATING MACHINES EMPL. SOLID-STATE CIRCUITRY IN THE CALCULATING MECH., ELECTRONIC							(NO)
CANADA.....	4 420	48 591	48 531	48 775	42 923	656 781	646 763	658 077
MEXICO.....	113 414	3 885 770	3 714 339	3 885 948	747 237	24 591 945	23 776 535	24 600 337
BRAZIL.....	-	-	-	-	160 567	5 035 499	5 035 500	5 082 829
ARGENT.....	300	16 500	16 500	18 583	8 195	375 636	366 684	399 326
SWEDEN.....	460	77 535	77 535	78 515	1 947	295 747	293 747	300 356
DENMARK.....	-	-	-	-	201	23 285	23 285	27 828
U KING.....	7 879	312 438	310 915	321 079	83 451	1 937 578	2 031 153	2 020 088
NETHLDLS.....	-	-	-	-	500	26 355	26 355	27 409
BELGIUM.....	-	-	-	-	100	19 150	19 150	19 928
W GERM.....	361	32 509	32 615	33 152	2 461	107 797	107 943	110 273
SPAIN.....	-	-	-	-	2 000	45 000	45 000	45 087
ITALY.....	121	15 903	15 903	18 347	21 520	1 052 009	1 052 009	1 079 230
MALAYSA.....	68 452	1 199 972	1 199 972	1 251 055	385 076	6 208 857	6 208 975	6 452 237
SINGAPR.....	238	3 073	3 078	3 152	75 629	1 005 507	1 005 780	1 026 250
KOR REP.....	18 500	497 930	497 930	515 111	89 586	2 614 731	2 612 781	2 704 932
HG KONG.....	43 679	591 065	591 065	618 546	165 589	2 176 253	2 179 113	2 273 677
CHINA T.....	54 658	635 333	634 187	665 551	269 308	2 942 702	2 931 440	3 094 292
JAPAN.....	505 295	8 560 488	8 374 979	8 875 058	2 506 433	46 503 606	45 824 404	48 896 739
CNRY I.....	228	13 224	13 224	13 631	228	13 224	13 224	13 631
OTH CTY.....	23	707	707	714	122	4 493	4 493	4 723
TOTAL.....	818 028	15 891 038	15 531 480	16 347 217	4 563 073	95 636 155	94 204 334	98 837 249
7142015	CALCULATING MACHINES FOR MULTIPLYING AND DIVIDING, TEN-KEYBD., EXCLUDING SOLID-STATE							(NO)
MEXICO.....	-	-	-	-	6 792	219 042	219 042	219 042

Table 2. Schedule A Commodity by Country of Origin,
Customs Value, F.a.s. and C.i.f.—Continued

(For information on coverage, definitions of Customs, f.a.s., and c.i.f. values, see Explanation of Statistics. Shipments valued less than \$251 are shown only under Schedule A commodity number 990.0000 and excluded from all other commodities. OTH CTY represents total for countries averaging under \$1,000 per month based on Customs Value)

Country of origin	Schedule A commodity number, description and unit of quantity							
	Current month				Cumulative, January to date			
	Net quantity	Value (dollars)			Net quantity	Value (dollars)		
Customs		F.a.s.	C.i.f.	Customs		F.a.s.	C.i.f.	
ARGENT.....	6 044	225 265	225 265	241 218	43 473	1 845 929	1 809 140	1 938 164
U KING.....	-	-	-	-	298	23 877	23 687	24 352
W GERM.....	2 614	468 231	468 368	482 435	8 586	1 603 387	1 612 228	1 656 461
SWITZLD.....	800	122 215	122 215	125 090	1 790	286 892	286 892	293 122
ITALY.....	8 267	472 737	472 719	491 471	41 104	4 373 356	4 369 714	4 565 666
SINGAPR.....	-	-	-	-	288	12 655	12 655	13 755
KOR REP.....	-	-	-	-	2 992	246 316	246 316	253 223
HG KONG.....	650	55 900	55 900	57 669	4 040	379 830	379 830	391 278
CHINA T.....	-	-	-	-	2 150	62 330	62 330	63 974
JAPAN.....	15 450	1 097 489	1 115 171	1 199 513	105 686	6 871 907	6 916 466	7 272 113
OTH CTY.....	1	973	973	985	13	1 591	1 591	1 620
TOTAL.....	33 826	2 442 810	2 460 611	2 598 381	217 212	15 927 112	15 939 891	16 692 770
7142025	CALCULATING MACHINES FOR MULT. AND DIVIDING, TEN-KEYKYBD., NON-PRINT., EXCL. SOLID- STATE (NO)							
BRAZIL.....	1 660	96 726	96 726	102 750	5 148	302 117	302 746	321 445
U KING.....	-	-	-	-	2 585	189 718	189 718	196 277
ITALY.....	-	-	-	-	3 120	98 280	98 280	103 708
CHINA T.....	-	-	-	-	600	18 543	18 543	18 567
JAPAN.....	438	14 682	14 682	15 577	18 736	356 016	356 096	378 611
OTH CTY.....	150	2 240	2 240	2 303	180	3 060	3 060	3 141
TOTAL.....	2 248	113 648	113 648	120 630	30 369	967 734	968 443	1 021 749
7142035	CALCULATING MACH. FOR MULT. AND DIVIDING, NES, INCL.FULL KYBD. EXCL. SOLID-STATE (NO)							
CANADA.....	1	495	495	495	2 069	38 127	37 644	38 250
MEXICO.....	-	-	-	-	6 501	205 490	205 490	207 430
SWEDEN.....	180	26 545	26 545	27 162	1 203	140 115	140 095	142 714
U KING.....	424	70 803	70 906	72 416	2 347	364 900	368 756	371 937
FRANCE.....	2 065	379 049	379 975	392 162	16 351	2 746 574	2 754 705	2 818 812
MALAYSA.....	925	19 425	19 445	19 445	991	21 456	21 476	21 558
SINGAPR.....	-	-	-	-	1 030	42 697	42 697	44 959
KOR REP.....	52	1 248	1 248	1 276	928	15 381	15 381	16 340
HG KONG.....	34 434	620 257	620 257	653 237	62 623	1 261 843	1 261 866	1 328 332
CHINA T.....	3 200	36 606	36 606	38 501	10 625	176 785	176 785	183 132
JAPAN.....	77 402	953 180	956 565	1 413 672	275 839	4 462 849	4 467 729	5 101 847
OTH CTY.....	125	3 429	3 429	3 769	128	4 318	4 318	4 830
TOTAL.....	118 808	2 111 037	2 115 471	2 622 135	380 635	9 480 535	9 496 942	10 280 141
7142040	CASH REGISTERS (NO)							
SWEDEN.....	2 225	1 030 622	1 030 622	1 054 477	13 933	6 361 845	6 303 072	6 516 470
U KING.....	30	12 922	12 926	13 446	182	96 199	96 203	100 944
W GERM.....	121	171 631	171 600	173 521	1 216	1 575 135	1 575 057	1 594 651
ITALY.....	150	64 584	64 610	64 819	588	230 281	232 290	237 450
JAPAN.....	2 240	1 343 988	1 343 988	1 413 430	14 702	7 151 117	7 151 126	7 492 447
OTH CTY.....	10	2 576	2 576	2 576	41	8 058	8 261	8 261
TOTAL.....	4 776	2 626 323	2 626 322	2 722 269	30 622	15 422 635	15 366 009	15 950 223
7142050	ADDING MACHINES, ELECTRIC, TEN-KEY KEYBOARD (NO)							
ITALY.....	250	16 250	16 250	17 692	805	50 375	50 375	54 878
JAPAN.....	-	-	-	-	10 519	286 820	286 820	302 243
OTH CTY.....	-	-	-	-	3	390	390	390
TOTAL.....	250	16 250	16 250	17 692	11 327	337 585	337 585	357 511
7142060	ADDING MACHINES, ELECTRIC, NES (NO)							
SWEDEN.....	215	20 153	20 153	20 739	461	34 660	34 660	36 121
U KING.....	58	14 982	15 234	15 391	74	19 141	19 400	19 663
SWITZLD.....	-	-	-	-	200	29 929	29 929	30 480
JAPAN.....	2 000	67 450	67 450	70 300	7 207	249 829	249 829	262 763
OTH CTY.....	4	672	685	964	92	6 776	7 072	7 481
TOTAL.....	2 277	103 257	103 522	107 394	8 034	340 335	340 890	356 508
7142070	ADDING MACHINES, NONELECTRIC (NO)							
HG KONG.....	213 912	40 478	40 992	44 773	777 060	152 372	154 391	174 401
JAPAN.....	17 640	4 236	4 339	4 738	120 566	32 444	32 711	35 138
TOTAL.....	231 552	44 714	45 331	49 511	897 626	184 816	187 102	209 539
7142080	MACHINES INCORPORATING A CALCULATING MECHANISM, NES (NO)							
U KING.....	142	74 169	74 169	80 709	7 571	1 113 260	1 113 260	1 153 173
W GERM.....	50	20 582	20 582	20 754	331	112 790	112 790	114 075
JAPAN.....	1 800	60 300	60 300	63 914	9 004	302 990	302 990	321 487
OTH CTY.....	-	-	-	-	24	3 661	3 662	3 810
TOTAL.....	1 992	155 051	155 051	165 377	16 930	1 532 701	1 532 702	1 592 545
7143000	ACCOUNTING, COMPUTING, AND OTHER DATA-PROCESSING MACHINES (NO)							
CANADA.....	1 753	5 102 908	5 031 312	5 112 325	8 182	24 885 173	24 271 937	24 894 885
SWEDEN.....	62	38 282	38 282	38 790	382	221 738	223 738	226 857
NORWAY.....	2	23 300	23 387	24 024	11	237 413	237 500	240 635
FINLAND.....	1	84 990	84 990	89 477	1	84 990	84 990	89 477
U KING.....	178	441 987	437 825	453 037	928	1 527 554	1 527 276	1 555 213
IRELAND.....	3	5 383	5 383	5 550	8	5 855	5 855	6 028
NETHLS.....	-	-	-	-	9	20 262	20 262	21 083
BELGIUM.....	44	100 185	100 343	105 572	60	170 888	171 553	181 039
FRANCE.....	1 533	1 732 053	1 704 616	1 784 696	5 418	7 538 795	7 456 414	7 843 853

Table 2. Schedule A Commodity by Country of Origin,
Customs Value, F.a.s. and C.i.f.—Continued

(For information on coverage, definitions of Customs, f.a.s., and c.i.f. values, see Explanation of Statistics. Shipments valued less than \$251 are shown only under Schedule A commodity number 990.0000 and excluded from all other commodities. OTH CTY represents total for countries averaging under \$1,000 per month based on Customs Value)

Country of origin	Schedule A commodity number, description and unit of quantity							
	Net quantity	Current month			Net quantity	Cumulative, January to date		
		Value (dollars)				Value (dollars)		
	Customs	F.a.s.	C.i.f.	Customs	F.a.s.	C.i.f.		
W GERM.....	228	1 281 588	1 281 588	1 097 934	2 592	13 261 514	13 251 385	13 317 587
SWITZLD.....	51	139 775	134 323	143 951	222	637 499	632 001	656 189
ITALY.....	94	404 036	404 036	420 520	1 368	3 125 056	3 126 391	3 217 503
ISRAEL.....	74	75 946	75 946	78 862	249	253 393	253 393	263 737
JAPAN.....	47	178 345	178 345	186 693	351	2 174 758	2 174 738	2 233 550
OTH CTY.....	1	3 950	3 160	4 143	3	4 550	3 800	4 814
TOTAL.....	4 071	9 612 728	9 503 536	9 545 574	19 784	54 149 438	53 441 233	54 752 450
7149120	DUPLICATING MACHINES, STENCIL AND SPIRIT TYPES, WEIGHING UNDER 3500 POUNDS EACH							(NO)
DENMARK.....	110	26 730	26 730	27 295	1 210	308 725	308 725	314 827
U KING.....	516	210 171	208 692	218 880	4 781	1 613 368	1 582 036	1 665 003
W GERM.....	-	-	-	-	30	14 894	14 894	15 301
SWITZLD.....	21	9 320	9 320	9 612	21	9 320	9 320	9 612
JAPAN.....	-	-	-	-	127	26 156	26 156	27 774
TOTAL.....	647	246 221	244 742	255 787	6 169	1 972 463	1 941 131	2 032 517
7149140	ADDRESSING MACHINES							(NO)
FINLAND.....	-	-	-	-	3	20 800	20 800	22 200
U KING.....	62	9 709	6 071	10 732	265	15 757	12 102	17 545
W GERM.....	100	63 390	62 270	63 780	4 154	1 173 113	1 170 711	1 185 034
OTH CTY.....	-	-	-	-	6	292	292	292
TOTAL.....	162	73 099	68 341	74 512	4 428	1 209 962	1 203 905	1 225 071
7149160	OFFICE MACHINES NES, INCLUDING OFFICE COPYING MACHINES							(NO)
CANADA.....	1 275	100 108	100 660	102 144	7 929	586 016	585 493	588 855
MEXICO.....	-	-	-	-	135	99 806	99 816	99 976
SWEDEN.....	11 048	354 970	354 970	364 911	31 390	1 268 370	1 264 233	1 297 661
FINLAND.....	-	-	-	-	2	8 857	8 857	7 033
DENMARK.....	552	201 952	197 186	202 074	3 661	1 431 066	1 420 356	1 512 295
U KING.....	39 138	1 348 359	1 336 870	1 384 836	132 402	7 438 547	7 461 298	7 639 532
NETHLDs.....	211	131 744	131 744	143 425	1 932	1 495 942	1 460 669	1 555 338
BELGIUM.....	188	174 239	174 240	191 305	4 952	584 799	584 818	653 612
FRANCE.....	155	159 006	159 040	167 424	1 378	736 668	715 988	771 907
W GERM.....	9 007	1 004 354	1 055 690	1 028 669	29 072	9 837 836	9 756 481	10 051 908
AUSTRIA.....	-	-	-	-	4	10 494	10 494	10 813
SWITZLD.....	150	79 562	79 562	83 054	672	290 865	290 875	304 867
ITALY.....	226	103 234	103 234	110 384	15 437	1 349 797	1 377 274	1 463 947
ISRAEL.....	96	60 480	60 480	63 373	226	142 380	142 380	147 753
MALAYSA.....	-	-	-	-	224	124 000	124 000	128 593
HG KONG.....	39 249	50 839	51 177	55 806	234 966	152 078	153 095	173 017
CHINA T.....	3 625	15 596	15 596	17 052	7 582	31 238	31 238	34 089
JAPAN.....	66 936	5 299 062	5 185 680	5 465 576	519 490	32 804 753	32 344 195	34 074 351
OTH CTY.....	-	-	-	-	11 374	10 071	10 072	11 562
TOTAL.....	171 856	9 083 505	9 006 129	9 380 033	1 002 828	58 401 583	57 839 632	60 527 109
7149220	PARTS OF DUPLICATING MACHINES							
DENMARK.....	-	29 251	26 401	26 575	-	81 360	73 682	74 529
U KING.....	-	38 681	38 306	38 806	-	734 702	732 317	786 439
W GERM.....	-	7 662	7 662	8 036	-	51 931	51 268	54 135
AUSTRIA.....	-	27 599	27 599	30 204	-	135 927	133 874	145 184
SWITZLD.....	-	36 662	36 662	37 810	-	36 662	36 662	37 810
ITALY.....	-	-	-	-	-	8 080	8 080	8 239
JAPAN.....	-	69 253	69 253	73 411	-	293 812	293 812	314 547
OTH CTY.....	-	-	-	-	-	3 000	3 000	3 209
TOTAL.....	-	209 108	205 883	214 842	-	1 345 474	1 332 695	1 424 092
7149240	PARTS OF TYPEWRITERS							
CANADA.....	-	283 174	241 429	283 371	-	578 223	514 994	580 101
BRAZIL.....	-	1 257	1 257	1 405	-	154 124	131 818	201 939
SWEDEN.....	-	81 107	67 647	82 640	-	403 588	340 087	414 070
DENMARK.....	-	-	-	-	-	6 542	5 192	7 632
U KING.....	-	95 504	95 349	97 172	-	674 279	672 477	689 856
NETHLDs.....	-	186 415	178 372	192 754	-	777 092	710 217	811 319
FRANCE.....	-	30 249	29 357	30 902	-	88 592	86 580	90 308
W GERM.....	-	85 824	85 416	87 996	-	285 886	285 686	295 824
CZECHO.....	-	4 989	4 989	5 123	-	9 978	9 978	10 246
SWITZLD.....	-	14 597	14 619	15 662	-	99 011	99 176	104 679
SPAIN.....	-	4 083	4 083	4 730	-	6 702	6 702	8 159
ITALY.....	-	90 094	90 094	100 005	-	1 579 806	1 581 859	1 701 152
HG KONG.....	-	-	-	-	-	5 351	5 479	6 967
JAPAN.....	-	21 166	23 503	23 304	-	77 399	79 993	88 555
OTH CTY.....	-	473	512	893	-	10 064	10 161	11 677
TOTAL.....	-	898 932	836 627	925 957	-	4 756 637	4 540 399	5 022 484
7149260	PARTS OF OFFICE MACHINES, NES							
CANADA.....	-	3 662 362	3 407 085	3 567 494	-	20 631 218	19 454 769	20 542 725
MEXICO.....	-	2 205 174	2 199 930	2 210 442	-	12 361 781	12 321 511	12 386 291
SALVADR.....	-	268 629	82 965	268 922	-	1 561 626	687 890	1 563 127
HAITI.....	-	269 817	269 816	274 260	-	1 240 486	1 220 008	1 239 562
DOM REP.....	-	7 438	7 438	7 477	-	88 150	88 238	88 592
TRINID.....	-	97 244	97 244	97 661	-	566 035	566 136	568 991
COLOMB.....	-	-	-	-	-	11 330	11 330	11 401
VENEZ.....	-	-	-	-	-	75 043	75 043	75 555
BRAZIL.....	-	634 357	628 553	641 298	-	3 676 162	3 665 727	3 731 893

Table 2. Schedule A Commodity by Country of Origin,
Customs Value, F.a.s. and C.i.f.—Continued

(For information on coverage, definitions of Customs, f.a.s., and c.i.f. values, see Explanation of Statistics. Shipments valued less than \$251 are shown only under Schedule A commodity number 990.0000 and excluded from all other commodities. OTH CTY represents total for countries averaging under \$1,000 per month based on Customs Value)

Country of origin	Schedule A commodity number, description and unit of quantity							
	Current month				Cumulative, January to date			
	Net quantity	Value (dollars)			Net quantity	Value (dollars)		
Customs		F.a.s.	C.i.f.	Customs		F.a.s.	C.i.f.	
ARGENT.....	-	166 457	142 860	231 776	-	512 285	448 639	581 075
SWEDEN.....	-	370 922	365 236	384 562	-	2 184 330	2 131 946	2 267 305
NORWAY.....	-	3 148	3 148	3 281	-	523 611	523 939	528 503
FINLAND.....	-	690	778	701	-	23 264	23 613	23 879
DENMARK.....	-	8 326	8 326	9 407	-	120 183	119 983	127 646
U KING.....	-	2 276 820	2 171 780	2 323 684	-	6 811 900	6 460 193	6 978 023
IRELAND.....	-	78 968	78 968	80 421	-	203 064	203 113	207 141
NETHLDS.....	-	277 685	278 648	293 818	-	2 112 860	2 104 288	2 171 659
BELGIUM.....	-	96 227	96 205	104 387	-	633 364	630 619	667 054
FRANCE.....	-	1 281 160	1 219 744	1 308 144	-	7 609 715	7 250 042	7 765 440
W GERM.....	-	1 442 519	1 381 577	1 478 379	-	6 993 291	6 739 144	7 200 190
AUSTRIA.....	-	26 575	26 575	27 107	-	41 824	41 824	42 701
SWITZLD.....	-	361 767	358 904	366 880	-	1 657 831	1 659 315	1 704 002
PORTUGL.....	-	139 419	137 921	140 642	-	961 137	884 538	897 028
ITALY.....	-	765 473	758 382	795 380	-	3 361 100	3 339 010	3 472 121
ISRAEL.....	-	945 024	940 509	961 436	-	4 417 308	4 366 919	4 485 086
GAZA ST.....	-	-	-	-	-	8 159	6 865	8 179
MALAYSA.....	-	144 378	144 441	145 304	-	285 549	285 615	287 542
SINGAPR.....	-	31 314	31 315	31 848	-	589 743	589 494	589 635
PHIL R.....	-	128 141	128 141	131 170	-	645 051	644 980	655 415
KOR REP.....	-	446 833	448 117	452 045	-	3 982 761	3 984 055	4 021 688
HG KONG.....	-	1 509 386	1 518 078	1 538 148	-	8 363 590	8 358 041	8 482 255
CHINA T.....	-	300 305	297 381	303 833	-	3 755 253	3 753 382	3 802 019
JAPAN.....	-	5 231 425	5 221 861	5 380 899	-	21 504 150	21 408 463	22 337 246
AUSTRAL.....	-	48 556	48 555	49 105	-	255 006	254 951	260 032
N ZEAL.....	-	2 045	2 045	2 102	-	39 049	39 189	40 536
REP SAF.....	-	-	-	-	-	32 007	32 007	32 731
OTH CTY.....	-	5 885	5 559	6 351	-	16 621	16 294	17 354
TOTAL.....	-	23 234 469	22 508 085	23 618 364	-	117 855 837	114 391 113	119 861 622
7151010	MACHINE TOOLS, METAL-WORKING, FOR CUTTING OR HOBBING GEARS (NO)							
U KING.....	8	344 015	344 015	356 856	17	549 205	549 205	569 359
BELGIUM.....	3	355 804	216 026	282 134	10	876 849	638 583	739 298
FRANCE.....	2	83 181	83 181	85 975	2	83 181	83 181	85 975
W GERM.....	10	705 106	702 666	725 537	81	5 341 341	5 162 183	5 386 910
CZECHO.....	-	-	-	-	1	25 345	25 345	27 234
SWITZLD.....	-	-	-	-	35	2 015 608	2 015 608	2 059 106
USSR.....	-	-	-	-	1	150 000	150 000	150 000
JAPAN.....	-	-	-	-	4	134 554	134 554	139 382
OTH CTY.....	1	400	425	425	1	400	425	425
TOTAL.....	24	1 488 506	1 346 313	1 450 927	152	9 176 483	8 759 084	9 157 689
7151015	BORING, DRILLING AND MILLING MCH, INCL VERT TURRET LATHES, METAL-WORKING, NUMERICALLY CON (NO)							
CANADA.....	-	-	-	-	1	15 910	15 958	15 958
U KING.....	2	56 713	56 713	57 853	2	56 713	56 713	57 853
W GERM.....	-	-	-	-	1	160 986	160 986	164 373
JAPAN.....	-	-	-	-	8	262 197	230 567	270 118
OTH CTY.....	-	-	-	-	2	400	400	400
TOTAL.....	2	56 713	56 713	57 853	14	496 206	464 624	508 702
7151022	DRILLING MCH, METAL-WORKING, RADIAL AND UPRIGHT SINGLE SPINDLE, EXCEPT NUMERICALLY CONTRL (NO)							
CANADA.....	40	53 143	53 294	53 590	179	245 826	243 597	247 761
SWEDEN.....	493	185 607	177 146	197 155	1 204	779 888	724 270	823 351
U KING.....	6	36 515	36 515	38 932	44	276 996	276 996	294 810
FRANCE.....	3	15 469	15 469	15 978	5	17 618	17 618	18 743
W GERM.....	6	99 665	100 781	105 450	59	364 042	367 125	388 123
CZECHO.....	-	-	-	-	4	32 690	33 854	37 247
SWITZLD.....	1	2 739	2 739	2 894	8	183 349	183 349	189 161
POLAND.....	1	13 582	13 582	19 218	1	13 582	13 582	19 218
SPAIN.....	5	14 918	14 918	16 586	130	227 476	227 476	258 734
PORTUGL.....	37	28 848	28 848	32 328	65	64 200	64 200	71 160
ITALY.....	10	48 823	48 823	50 869	201	1 116 199	1 141 966	1 216 693
HG KONG.....	160	12 640	12 640	14 836	160	12 640	12 640	14 836
CHINA T.....	-	-	-	-	760	85 963	85 963	98 631
JAPAN.....	418	239 979	239 979	266 517	696	1 053 737	1 050 243	1 142 912
OTH CTY.....	2	4 550	4 550	4 904	5	6 700	6 700	7 700
TOTAL.....	1 182	756 478	749 284	819 257	3 521	4 480 906	4 449 579	4 829 080
7151032	MILLING MCH, METAL-WORKING, KNEE, BED, PROFILE AND DUPLICATING, EXCEPT NUMERICALLY CONTRL (NO)							
CANADA.....	33	140 990	143 371	143 371	175	768 106	794 858	794 782
SWEDEN.....	4	44 325	44 325	49 316	53	723 826	721 452	763 736
U KING.....	25	322 961	314 976	336 078	135	1 626 294	1 556 094	1 694 206
BELGIUM.....	-	-	-	-	1	12 700	12 700	14 023
FRANCE.....	12	141 024	141 024	146 431	88	935 147	931 382	974 407
W GERM.....	3	192 787	168 871	171 177	52	2 358 598	2 347 538	2 415 010
CZECHO.....	1	9 553	9 692	10 803	8	45 807	46 527	52 365
SWITZLD.....	-	-	-	-	5	231 458	231 458	239 728
POLAND.....	-	-	-	-	6	61 160	61 160	66 568
SPAIN.....	67	193 599	193 599	211 686	442	1 336 942	1 338 768	1 460 877
ITALY.....	10	196 050	196 104	208 939	89	1 538 717	1 538 804	1 632 688
ROMANIA.....	5	207 640	207 640	221 893	5	207 640	207 640	221 893
CHINA T.....	-	-	-	-	38	48 323	48 323	56 553
JAPAN.....	4	85 334	85 280	89 067	84	1 333 538	1 278 199	1 410 680
TOTAL.....	164	1 534 263	1 504 882	1 588 761	1 181	11 228 256	11 114 903	11 797 516

Table 2. Schedule A Commodity by Country of Origin,
Customs Value, F.a.s. and C.i.f.—Continued

(For information on coverage, definitions of Customs, f.a.s., and c.i.f. values, see Explanation of Statistics. Shipments valued less than \$251 are shown only under Schedule A commodity number 990.0000 and excluded from all other commodities. OTH CTY represents total for countries averaging under \$1,000 per month based on Customs Value)

Country of origin	Schedule A commodity number, description and unit of quantity							
	Current month				Cumulative, January to date			
	Net quantity	Value (dollars)			Net quantity	Value (dollars)		
		Customs	F.a.s.	C.i.f.		Customs	F.a.s.	C.i.f.
7151042	VERTICAL BORING MCH, INCL VERTICAL TURRET LATHES, METAL-WORKING, EXCEPT NUMERICALLY CONTR							(NO)
CANADA.....	-	-	-	-	1	10 350	10 450	10 450
MEXICO.....	-	-	-	-	4	17 026	17 026	17 026
ARGENT.....	-	-	-	-	1	21 298	21 298	22 750
DENMARK.....	-	-	-	-	1	13 988	13 988	14 584
U KING.....	6	88 401	88 401	99 960	13	393 980	393 980	429 159
FRANCE.....	-	-	-	-	2	8 090	8 090	9 098
W GERM.....	2	137 592	137 592	144 301	33	3 065 386	2 836 137	2 991 394
E GERM.....	-	-	-	-	2	20 711	20 711	21 873
POLAND.....	-	-	-	-	1	89 000	89 000	101 231
SPAIN.....	2	9 353	9 353	9 478	2	9 353	9 353	9 478
ITALY.....	10	30 000	30 000	33 732	14	304 171	304 171	337 271
ROMANIA.....	1	22 095	22 095	24 647	4	177 417	178 767	188 648
CHINA T.....	3	5 284	5 284	6 299	3	5 284	5 284	6 299
JAPAN.....	1	84 187	84 187	87 545	18	591 782	585 475	617 681
OTH CTY.....	-	-	-	-	1	5 000	5 000	5 533
TOTAL.....	25	376 912	376 912	405 962	100	4 732 836	4 498 730	4 782 475
7151044	COMBINATION BORING, DRILLING, MILLING MCH, METAL-WORKING, HORIZ AND VERT SPINDLE, EXC N-C							(NO)
CANADA.....	-	-	-	-	3	124 263	124 517	124 517
SWEDEN.....	-	-	-	-	3	17 097	17 097	17 755
U KING.....	1	17 853	17 853	21 191	15	337 790	337 790	389 413
W GERM.....	3	149 285	142 150	147 955	29	1 070 256	1 072 719	1 128 043
CZECHO.....	2	49 474	50 806	54 514	10	624 089	630 846	645 729
SWITZLD.....	1	2 707	2 707	2 816	2	7 860	7 860	8 221
POLAND.....	-	-	-	-	2	108 000	108 000	120 620
USSR.....	-	-	-	-	1	70 000	70 200	70 200
SPAIN.....	2	25 667	25 667	26 914	22	180 262	180 262	192 006
ITALY.....	10	52 405	52 411	57 667	27	125 098	125 104	136 173
ROMANIA.....	-	-	-	-	7	203 570	204 870	218 039
CHINA T.....	-	-	-	-	12	68 555	68 455	78 310
JAPAN.....	1	38 660	38 660	41 470	20	1 163 063	1 140 127	1 217 339
TOTAL.....	20	336 051	330 254	352 527	153	4 099 903	4 087 847	4 346 367
7151046	BORING, DRILLING AND MILLING MACHINES, NES, METAL-WORKING, EXCEPT NUMERICALLY CONTROLLED							(NO)
CANADA.....	5	409 111	401 724	401 724	124	909 252	902 963	903 097
SWEDEN.....	19	46 723	46 540	49 906	39	346 402	360 835	375 563
DENMARK.....	-	-	-	-	1	19 070	19 070	19 070
U KING.....	18	239 982	211 923	223 732	60	1 272 200	1 173 990	1 228 733
NETHLD.....	-	-	-	-	2	20 408	20 408	20 851
FRANCE.....	2	1 656	1 656	1 930	11	55 599	55 599	59 281
W GERM.....	6	97 782	97 782	102 700	74	2 675 842	2 676 148	2 771 289
E GERM.....	-	-	-	-	2	98 756	98 756	105 053
CZECHO.....	1	205 903	205 903	219 454	14	398 061	398 061	424 947
HUNGARY.....	2	40 216	40 216	43 864	2	40 216	40 216	43 864
SWITZLD.....	8	89 994	89 994	92 007	16	357 064	345 392	373 244
SPAIN.....	3	5 296	5 296	5 557	33	136 141	136 141	151 757
ITALY.....	5	31 041	31 041	32 949	24	277 903	277 903	301 450
YUGOSLV.....	-	-	-	-	4	358 626	358 626	367 973
CHINA T.....	50	27 230	27 230	31 412	159	143 086	143 086	160 245
JAPAN.....	10	344 234	338 756	356 587	65	3 136 658	3 137 091	3 253 388
TOTAL.....	129	1 539 168	1 498 061	1 561 822	630	10 245 284	10 144 285	10 559 845
7151050	LATHES, METAL-CUTTING, EXCEPT VERTICAL TURRET LATHES							(NO)
CANADA.....	4	31 808	31 958	31 958	60	535 469	558 011	558 428
ARGENT.....	-	-	-	-	1	6 371	6 371	6 812
SWEDEN.....	2	5 950	5 950	7 902	25	865 178	865 156	891 705
U KING.....	195	1 586 271	1 532 996	1 643 253	1 159	7 448 302	7 169 566	7 619 256
BELGIUM.....	1	13 244	13 244	14 197	22	291 964	266 854	277 471
FRANCE.....	20	572 296	446 014	579 463	187	4 610 298	3 630 481	4 099 543
W GERM.....	29	452 815	429 697	449 496	120	3 564 329	3 509 490	3 648 956
AUSTRIA.....	-	-	-	-	34	244 585	245 088	253 014
CZECHO.....	20	119 974	126 311	143 532	69	411 223	416 766	475 536
SWITZLD.....	-	-	-	-	105	1 837 671	1 802 748	1 846 016
POLAND.....	7	40 213	40 213	47 088	110	829 646	829 646	947 202
SPAIN.....	29	291 238	297 064	317 596	124	1 041 956	1 038 292	1 124 502
ITALY.....	25	233 333	233 333	246 953	139	1 272 707	1 261 745	1 354 335
YUGOSLV.....	-	-	-	-	64	392 982	393 973	422 858
INDIA.....	28	52 087	52 087	59 651	182	466 065	468 725	553 322
SINGAPR.....	30	87 302	87 302	92 395	90	260 867	260 867	276 011
CHINA T.....	7	16 152	16 152	17 132	50	161 688	161 688	174 047
JAPAN.....	96	1 687 715	1 688 184	1 772 064	887	13 376 654	13 210 477	14 031 635
AUSTRAL.....	1	1 547	1 547	1 560	3	16 782	16 782	17 120
OTH CTY.....	-	-	-	-	5	4 542	4 542	5 214
TOTAL.....	494	5 191 945	5 002 052	5 424 240	3 436	37 639 279	36 117 268	38 582 983
7151060	GRINDING MACHINES, METAL-CUTTING							(NO)
CANADA.....	531	549 462	492 612	553 152	839	1 320 636	1 259 262	1 327 535
SWEDEN.....	5	374 715	374 715	382 243	18	1 142 543	1 142 543	1 176 683
DENMARK.....	1	19 360	19 360	22 095	15	130 156	130 156	137 461
U KING.....	59	279 438	279 452	297 597	624	2 376 171	2 319 343	2 501 603
NETHLD.....	-	-	-	-	129	91 075	91 210	96 568
BELGIUM.....	-	-	-	-	1	35 263	35 263	35 659
FRANCE.....	27	142 323	142 323	145 986	140	956 035	957 839	982 756
W GERM.....	41	655 842	651 034	670 203	388	5 060 741	5 059 414	5 259 056

Table 2. Schedule A Commodity by Country of Origin,
Customs Value, F.a.s. and C.i.f.—Continued

(For information on coverage, definitions of Customs, f.a.s., and c.i.f. values, see Explanation of Statistics. Shipments valued less than \$251 are shown only under Schedule A commodity number 990.0000 and excluded from all other commodities. OTH CTY represents total for countries averaging under \$1,000 per month based on Customs Value)

Country of origin	Schedule A commodity number, description and unit of quantity							
	Current month			Cumulative, January to date				
	Net quantity	Value (dollars)			Net quantity	Value (dollars)		
Customs		F.a.s.	C.i.f.	Customs		F.a.s.	C.i.f.	
E GERM.....	-	-	-	-	5	30 884	30 884	34 864
CZECHO.....	1	14 364	14 738	16 266	14	91 830	94 254	105 475
HUNGARY.....	-	-	-	-	5	92 234	92 234	97 160
SWITZLD.....	15	177 094	177 737	183 753	143	2 132 870	2 121 726	2 196 323
POLAND.....	11	55 811	55 811	67 038	14	58 171	77 606	97 895
SPAIN.....	6	8 915	8 915	9 516	65	159 621	159 517	171 792
ITALY.....	10	51 415	51 415	55 730	141	869 805	869 091	931 965
YUGOSLV.....	1	9 520	9 520	10 084	1	9 520	9 520	10 084
INDIA.....	-	-	-	-	10	8 820	8 820	10 616
CHINA T.....	7	71 062	71 062	78 307	71	148 356	147 797	161 197
JAPAN.....	86	1 016 078	1 006 001	1 111 854	211	1 858 958	1 836 565	1 983 681
OTH CTY.....	-	-	-	-	3	3 534	3 534	3 657
TOTAL.....	801	3 425 399	3 354 695	3 603 824	2 837	16 577 223	16 446 578	17 322 030
7151070	MACHINE TOOLS, METAL-CUTTING, NES						(NO)	
CANADA.....	16	193 909	194 056	194 056	105	1 045 136	1 038 886	1 039 047
ARGENT.....	-	-	-	-	2	6 468	6 468	7 105
SWEDEN.....	8	77 004	77 004	78 979	85	423 725	423 725	443 160
NORWAY.....	-	-	-	-	114	86 600	86 600	88 334
FINLAND.....	3	1 442 664	1 442 664	1 470 813	3	1 442 664	1 442 664	1 470 813
U KING.....	125	224 069	227 354	238 371	514	1 359 689	1 358 422	1 456 838
NETHLDs.....	3	14 700	14 700	14 700	66	125 599	125 599	128 784
BELGIUM.....	-	-	-	-	14	269 028	269 028	289 513
FRANCE.....	279	348 076	235 127	362 451	986	1 397 450	1 038 443	1 441 484
W GERM.....	126	1 275 720	1 268 702	1 303 775	860	6 250 306	6 232 534	6 433 507
AUSTRIA.....	745	123 348	123 348	131 246	1 938	618 939	610 806	646 490
SWITZLD.....	16	478 260	478 260	489 443	200	2 388 806	2 357 618	2 457 136
USSR.....	-	-	-	-	1	40 000	40 000	40 518
SPAIN.....	2	8 488	8 488	9 026	10	35 977	35 937	39 413
ITALY.....	3	18 882	19 567	21 520	140	381 854	383 005	412 843
BULGAR.....	-	-	-	-	9	39 756	39 756	50 539
ISRAEL.....	-	-	-	-	15	92 850	92 850	99 324
CHINA M.....	-	-	-	-	2	7 556	7 556	8 145
CHINA T.....	3	21 271	21 271	23 126	239	35 231	35 231	38 490
JAPAN.....	654	617 995	617 995	683 249	3 080	3 774 779	3 767 664	3 981 479
AUSTRAL.....	25	13 048	12 453	12 999	78	48 500	45 905	48 607
REP SAF.....	-	-	-	-	5	51 962	51 980	67 778
OTH CTY.....	3	1 583	1 583	1 801	5	6 192	6 338	6 675
TOTAL.....	2 011	4 859 017	4 742 572	5 035 555	8 471	19 929 067	19 497 015	20 696 022
7151080	MACHINE TOOLS, METAL-WORKING, NES						(NO)	
CANADA.....	56	724 335	729 129	730 694	428	2 584 998	2 597 881	2 599 906
SWEDEN.....	12	135 935	135 935	144 198	46	714 669	714 624	754 891
DENMARK.....	-	-	-	-	26	343 756	343 768	357 840
U KING.....	28	492 549	492 549	515 678	232	2 312 944	2 309 873	2 453 309
NETHLDs.....	-	-	-	-	12	129 205	129 206	135 290
BELGIUM.....	10	138 389	138 389	142 268	84	2 316 351	2 289 229	2 398 576
FRANCE.....	8	64 634	64 634	69 522	190	833 219	830 507	882 636
W GERM.....	75	1 477 637	1 475 119	1 529 829	694	12 213 901	12 102 770	12 510 465
AUSTRIA.....	-	-	-	-	7	1 614 081	1 614 081	1 635 111
SWITZLD.....	13	99 734	99 734	102 098	93	1 881 707	1 892 363	1 945 857
USSR.....	-	-	-	-	2	8 470	8 561	8 561
SPAIN.....	8	13 070	13 070	13 995	82	166 663	166 663	179 868
PORTUGL.....	-	-	-	-	1	7 674	7 674	9 969
ITALY.....	16	163 671	163 671	172 418	150	2 631 570	2 632 788	2 755 746
ISRAEL.....	-	-	-	-	3	33 375	33 375	36 526
INDIA.....	-	-	-	-	1	6 795	6 795	8 040
SINGAPR.....	-	-	-	-	3	14 204	14 027	14 306
CHINA T.....	-	-	-	-	2	5 650	5 650	6 307
JAPAN.....	41	357 855	309 383	373 448	290	3 761 546	3 540 497	3 781 667
REP SAF.....	3	45 001	45 001	56 183	3	45 001	45 001	56 183
OTH CTY.....	-	-	-	-	5	4 613	4 613	4 746
TOTAL.....	270	3 712 810	3 666 614	3 850 331	2 354	31 630 392	31 289 946	32 535 800
7152100	CASTING MACHINES, CONVERTERS, INGOT MOLDS, AND PARTS, METALLURGY AND METAL FOUNDRY						(NO)	
CANADA.....	-	200 576	201 093	203 241	-	1 192 369	1 153 323	1 190 523
SWEDEN.....	-	4 737	4 737	4 773	-	10 266	10 266	10 816
FINLAND.....	-	-	-	-	-	5 682	5 682	5 898
U KING.....	-	71 932	71 932	78 889	-	620 151	620 332	665 524
FRANCE.....	-	19 597	19 595	21 763	-	50 438	50 436	54 720
W GERM.....	-	406 862	406 862	415 157	-	2 818 570	2 807 769	2 869 721
SWITZLD.....	-	4 300	4 349	5 250	-	19 839	19 888	22 019
POLAND.....	-	46 500	46 500	57 670	-	655 178	655 178	840 724
PORTUGL.....	-	-	-	-	-	19 350	19 350	20 810
ITALY.....	-	12 998	12 998	13 972	-	172 591	172 521	187 213
INDIA.....	-	6 232	6 231	6 981	-	125 177	125 177	155 726
CHINA T.....	-	80 458	80 458	92 578	-	257 446	257 446	298 637
JAPAN.....	-	165 505	164 005	188 856	-	924 317	919 037	1 039 836
OTH CTY.....	-	-	-	-	-	5 019	5 019	5 436
TOTAL.....	-	1 019 697	1 018 760	1 089 130	-	6 876 394	6 821 424	7 367 603
7152200	METAL ROLLING MILLS AND PARTS						(NO)	
CANADA.....	-	579 060	574 466	574 519	-	1 469 212	1 403 462	1 403 515
MEXICO.....	-	-	-	-	-	25 816	25 816	26 573
VENEZ.....	-	11 723	11 723	11 982	-	11 723	11 723	11 982
SWEDEN.....	-	546 746	546 766	568 418	-	2 507 890	2 486 149	2 615 487

Table 2. Schedule A Commodity by Country of Origin,
Customs Value, F.a.s. and C.i.f.—Continued

(For information on coverage, definitions of Customs, f.a.s., and c.i.f. values, see Explanation of Statistics. Shipments valued less than \$251 are shown only under Schedule A commodity number 990.0000 and excluded from all other commodities. OTH CTY represents total for countries averaging under \$1,000 per month based on Customs Value)

Country of origin	Schedule A commodity number, description and unit of quantity							
	Current month				Cumulative, January to date			
	Net quantity	Value (dollars)			Net quantity	Value (dollars)		
		Customs	F.a.s.	C.i.f.		Customs	F.a.s.	C.i.f.
U KING.....	-	6 055	6 055	8 460	-	1 053 154	1 053 304	1 144 288
BELGIUM.....	-	19 770	19 770	20 797	-	34 458	34 458	36 196
FRANCE.....	-	22 312	22 312	24 434	-	84 233	84 233	91 865
W GERM.....	-	180 130	180 130	194 407	-	3 305 814	3 305 926	3 587 622
AUSTRIA.....	-	3 186	3 186	3 520	-	51 877	51 877	57 320
SWITZLD.....	-	3 887	3 887	4 929	-	11 934	11 934	13 462
SPAIN.....	-	4 584	4 584	4 830	-	5 904	5 904	6 325
ITALY.....	-	100 797	100 776	103 611	-	593 965	593 925	638 190
JAPAN.....	-	62 323	61 033	68 642	-	1 254 344	1 214 931	1 325 056
AUSTRAL.....	-	-	-	-	-	5 119	5 119	5 196
TOTAL.....	-	1 540 573	1 534 688	1 586 549	-	10 415 443	10 288 761	10 963 077
7152300	GAS-OPERATED APPLIANCES, WELDING, BRAZING CUTTING AND SURFACE-TEMPERING, AND PARTS							
CANADA.....	-	50 582	50 935	50 935	-	350 789	353 161	353 267
SWEDEN.....	-	8 061	8 061	8 467	-	13 954	13 924	14 900
NORWAY.....	-	9 263	9 263	9 538	-	49 728	49 728	51 997
U KING.....	-	182 840	182 840	219 490	-	347 049	347 080	393 567
W GERM.....	-	122 473	122 468	129 363	-	766 219	764 813	811 732
ITALY.....	-	15 935	15 960	16 498	-	45 822	45 847	47 455
SINGAPR.....	-	8 274	8 274	8 468	-	8 274	8 274	8 468
JAPAN.....	-	37 120	37 120	41 819	-	549 004	549 004	581 897
OTH CTY.....	-	-	-	-	-	8 485	8 498	9 991
TOTAL.....	-	434 548	434 921	484 578	-	2 139 324	2 140 329	2 273 274
7171120	MACHINES, TEXTILE, SPECIALLY DESIGNED FOR PREPARING WOOL AND PRODUCING WOOL YARN (NO)							
OTH CTY.....	-	-	-	-	1	361	361	369
TOTAL.....	-	-	-	-	1	361	361	369
7171140	MACHINES, TEXTILE, SPECIALLY DESIGNED FOR PREPRNG FIBERS, EXC WOOL & FOR PRODUCING YRN NES (NO)							
CANADA.....	1	24 943	25 068	25 068	10	161 618	149 871	149 871
DENMARK.....	-	-	-	-	4	5 626	5 626	5 952
U KING.....	13	537 915	468 699	590 464	141	6 744 203	6 463 114	7 048 724
BELGIUM.....	-	-	-	-	5	40 789	40 789	45 828
FRANCE.....	1	68 949	68 949	72 941	29	1 147 426	1 141 090	1 190 099
W GERM.....	49	2 887 293	2 887 294	2 984 656	233	11 394 153	11 389 637	11 848 143
CZECHO.....	-	-	-	-	41	1 116 477	1 116 477	1 163 659
SWITZLD.....	30	843 575	843 932	874 899	146	4 860 798	4 842 164	5 010 712
SPAIN.....	16	54 615	54 615	58 855	84	384 797	379 937	461 718
ITALY.....	2	11 870	11 870	13 458	55	688 548	688 548	721 951
JAPAN.....	-	-	-	-	44	1 323 816	1 323 816	1 413 050
OTH CTY.....	3	1 680	1 680	1 839	54	6 825	6 825	7 399
TOTAL.....	115	4 430 840	4 362 107	4 622 180	846	27 875 076	27 547 894	29 067 106
7171160	MACHINES, TEXTILE REELING OR WINDING (NO)							
CANADA.....	4	12 572	10 197	12 692	134	17 921	15 638	18 133
U KING.....	1	478	398	553	21	167 317	156 018	175 722
NETHLDs.....	8	25 283	25 283	27 227	30	99 085	98 546	104 870
BELGIUM.....	67	107 731	107 731	113 781	160	350 627	350 627	366 076
W GERM.....	66	334 605	334 547	340 799	277	3 660 047	3 185 449	3 740 649
SWITZLD.....	7	132 175	133 007	137 320	56	845 105	846 597	875 849
ITALY.....	8	56 592	56 592	61 107	18	197 728	197 723	208 628
OTH CTY.....	-	-	-	-	2	1 811	1 811	2 331
TOTAL.....	161	669 436	667 755	693 479	698	5 339 641	4 852 319	5 492 258
7171210	WEAVING MACHINES							
CANADA.....	-	48 202	48 879	48 879	-	249 385	252 526	252 526
SWEDEN.....	-	1 515	1 515	2 028	-	153 710	153 590	168 606
NORWAY.....	-	144 484	144 484	147 215	-	145 115	145 115	148 129
FINLAND.....	-	-	-	-	-	14 361	14 219	16 460
U KING.....	-	25 367	25 544	26 185	-	490 795	493 119	518 685
NETHLDs.....	-	-	-	-	-	49 804	49 804	51 562
BELGIUM.....	-	134 923	134 923	144 433	-	362 188	362 188	387 219
FRANCE.....	-	-	-	-	-	4 475 362	4 344 684	4 567 125
W GERM.....	-	299 695	299 695	310 408	-	1 487 800	1 488 064	1 543 761
SWITZLD.....	-	5 022 485	5 053 139	5 200 489	-	19 568 470	19 662 929	20 162 112
SPAIN.....	-	83 187	83 439	88 547	-	250 489	251 043	268 911
ITALY.....	-	9 977	10 037	10 037	-	512 180	512 180	537 737
CHINA T.....	-	5 658	5 658	6 507	-	5 658	5 658	6 507
JAPAN.....	-	-	-	-	-	4 845 367	4 845 367	5 257 038
OTH CTY.....	-	1 100	1 100	1 100	-	2 643	2 643	2 782
TOTAL.....	-	5 776 593	5 808 413	5 985 828	-	32 613 267	32 583 129	33 889 160
7171220	KNITTING MACHINES, CIRCULAR, FOR HOSEIERY (NO)							
U KING.....	9	41 298	38 960	41 007	66	256 209	253 773	265 545
CZECHO.....	-	-	-	-	62	291 439	290 551	299 047
ITALY.....	50	175 877	175 877	179 930	372	1 319 788	1 321 438	1 363 366
JAPAN.....	-	-	-	-	4	19 016	19 016	21 881
TOTAL.....	59	217 175	214 837	220 937	504	1 886 452	1 884 778	1 949 839
7171230	KNITTING MACHINES, CIRCULAR, EXC HOSEIERY (NO)							
CANADA.....	5	13 750	13 800	13 800	7	18 792	18 856	18 856
U KING.....	13	280 556	280 616	299 764	44	860 384	860 419	899 846
W GERM.....	36	928 987	933 310	951 249	91	2 315 330	2 322 344	2 385 522

Table 2. Schedule A Commodity by Country of Origin,
Customs Value, F.a.s. and C.i.f.—Continued

(For information on coverage, definitions of Customs, f.a.s., and c.i.f. values, see Explanation of Statistics. Shipments valued less than \$251 are shown only under Schedule A commodity number 990.0000 and excluded from all other commodities. OTH CTY represents total for countries averaging under \$1,000 per month based on Customs Value)

Country of origin	Schedule A commodity number, description and unit of quantity							
	Current month				Cumulative, January to date			
	Net quantity	Value (dollars)			Net quantity	Value (dollars)		
Customs		F.a.s.	C.i.f.	Customs		F.a.s.	C.i.f.	
SWITZLD.....	1	10 177	10 177	16 482	5	162 101	162 101	170 763
SPAIN.....	-	-	-	-	15	155 003	155 598	165 244
ITALY.....	4	104 590	102 936	114 626	14	430 381	428 727	450 263
ISRAEL.....	1	12 172	12 172	12 391	2	55 777	55 777	56 640
GAZA ST.....	-	-	-	-	1	24 643	24 643	25 398
HG KONG.....	1	3 187	3 187	3 332	3	8 576	8 576	9 277
JAPAN.....	35	622 783	622 783	672 933	181	2 142 276	2 141 276	2 296 397
TOTAL.....	96	1 976 202	1 978 981	2 084 577	363	6 173 263	6 178 317	6 478 206
7171240	KNITTING MACHINES, V-BED FLAT							(NO)
VENEZ.....	-	-	-	-	1	12 276	12 276	12 905
U KING.....	-	-	-	-	3	39 177	39 177	41 094
W GERM.....	19	305 086	305 176	315 674	81	1 172 988	1 173 078	1 205 139
SWITZLD.....	42	45 951	45 951	48 346	252	314 956	314 956	327 371
SPAIN.....	-	-	-	-	10	8 160	8 160	9 946
ITALY.....	-	-	-	-	1	9 543	9 543	10 114
JAPAN.....	3	10 135	10 135	10 521	7	18 341	18 341	18 968
TOTAL.....	64	361 172	361 262	374 541	355	1 575 441	1 575 531	1 625 537
7171250	KNITTING MACHINES, EXCEPT CIRCULAR AND V-BED FLAT KNITTING MACHINES							(NO)
W GERM.....	5	93 331	82 842	98 239	30	562 525	534 119	572 925
CZECHO.....	-	-	-	-	1	31 441	31 441	32 781
SWITZLD.....	-	-	-	-	2	21 987	21 987	23 773
SPAIN.....	3	14 163	14 163	14 391	5	27 983	27 983	29 417
ITALY.....	27	160 766	160 766	167 434	80	365 832	365 277	384 357
JAPAN.....	158	43 841	43 397	49 247	1 894	180 557	180 108	194 058
OTH CTY.....	-	-	-	-	1	2 000	2 000	2 160
TOTAL.....	193	312 101	301 168	329 311	2 013	1 192 325	1 162 915	1 239 471
7171260	EMBROIDERY MACHINES							(NO)
U KING.....	-	-	-	-	12	30 000	30 000	30 921
W GERM.....	2	9 492	9 492	9 851	10	71 892	71 892	74 327
SWITZLD.....	2	10 250	10 878	10 904	2	10 250	10 878	10 904
TOTAL.....	4	19 742	20 370	20 755	24	112 142	112 770	116 152
7171270	MACHINES, TEXTILE, SLASH, WARP, BEAM ETC, LACE, BRAID, FABRIC, & PRODUCTS MAKING, NES							(NO)
CANADA.....	4	8 288	7 520	7 520	6	13 741	12 980	12 980
DENMARK.....	-	-	-	-	4	21 616	21 616	22 132
U KING.....	2	15 406	15 406	16 379	16	45 334	45 025	47 011
NETHLS.....	2	7 682	7 682	8 128	11	34 679	34 610	36 810
BELGIUM.....	-	-	-	-	1	7 437	7 437	7 576
FRANCE.....	-	-	-	-	1	29 750	29 750	30 650
W GERM.....	7	146 864	115 897	153 313	28	761 207	679 373	785 964
SWITZLD.....	-	-	-	-	22	141 056	141 123	152 218
SPAIN.....	-	-	-	-	1	7 304	7 304	7 808
ITALY.....	3	3 550	3 550	3 854	14	91 146	88 829	99 365
OTH CTY.....	2	1 153	1 253	1 253	18	3 206	3 359	3 462
TOTAL.....	20	182 943	151 308	190 447	122	1 156 476	1 071 406	1 206 246
7171320	NEEDLES, KNITTING & EMBROIDERY MACHINE							(M)
CANADA.....	674	104 166	82 868	94 034	3 531	488 609	396 052	475 598
BRAZIL.....	111	10 571	10 571	10 816	909	78 042	78 042	79 257
U KING.....	585	63 643	63 643	65 452	3 961	357 789	357 834	366 336
FRANCE.....	10	1 830	1 830	1 845	25	6 498	6 498	6 576
W GERM.....	3 881	696 925	661 080	666 336	22 821	3 124 012	3 076 821	3 100 332
SWITZLD.....	211	22 873	22 873	23 482	1 472	231 452	225 031	235 474
ITALY.....	58	7 006	7 006	7 280	1 027	78 939	78 939	80 685
JAPAN.....	981	66 269	66 235	69 300	6 094	517 208	512 125	530 921
OTH CTY.....	62	1 913	1 913	2 001	313	15 089	15 089	15 498
TOTAL.....	6 573	975 196	918 021	940 546	40 153	4 897 638	4 746 431	4 890 677
7171340	ACCESSORIES AND PARTS FOR TEXTILE MACHINES, NES							
CANADA.....	-	119 198	119 743	119 960	-	334 439	336 090	336 587
MEXICO.....	-	58 133	58 811	58 811	-	206 587	209 049	209 173
BRAZIL.....	-	6 654	6 654	6 806	-	144 536	144 536	147 364
ARGENT.....	-	29 160	29 160	32 916	-	29 160	29 160	32 916
SWEDEN.....	-	28 830	28 830	30 354	-	745 845	743 712	765 544
NORWAY.....	-	4 210	4 210	4 490	-	6 509	6 509	6 906
DENMARK.....	-	11 147	11 147	11 715	-	77 510	77 510	80 459
U KING.....	-	1 173 732	1 158 188	1 250 109	-	6 213 906	6 074 561	6 702 597
IRELAND.....	-	151 289	151 289	153 868	-	1 148 435	1 157 651	1 231 677
NETHLS.....	-	49 382	49 382	51 484	-	218 149	218 149	239 393
BELGIUM.....	-	201 086	201 688	206 824	-	688 890	689 552	714 318
FRANCE.....	-	569 890	568 015	585 440	-	2 680 772	2 672 041	2 768 993
W GERM.....	-	4 489 805	4 478 653	4 597 244	-	17 001 751	16 889 447	17 475 030
AUSTRIA.....	-	21 552	21 552	21 974	-	94 994	94 979	97 172
CZECHO.....	-	67 127	67 153	71 847	-	284 368	284 436	299 198
SWITZLD.....	-	1 210 703	1 210 504	1 258 503	-	6 227 844	6 209 778	6 438 087
SPAIN.....	-	97 524	79 657	102 257	-	810 700	789 553	902 498
ITALY.....	-	326 429	325 999	336 343	-	1 908 326	1 886 606	1 964 369
ISRAEL.....	-	55 605	55 605	56 963	-	273 382	273 382	282 044
INDIA.....	-	-	-	-	-	21 545	21 545	24 528
CHINA T.....	-	5 710	5 710	7 067	-	16 705	16 705	19 729
JAPAN.....	-	241 384	240 946	255 882	-	2 437 309	2 436 041	2 549 144
OTH CTY.....	-	3 962	3 962	4 169	-	23 472	23 372	25 150
TOTAL.....	-	8 922 512	8 876 858	9 225 046	-	41 595 134	41 284 364	43 312 876

Table 2. Schedule A Commodity by Country of Origin,
Customs Value, F.a.s. and C.i.f.—Continued

(For information on coverage, definitions of Customs, f.a.s., and c.i.f. values, see Explanation of Statistics. Shipments valued less than \$251 are shown only under Schedule A commodity number 990.0000 and excluded from all other commodities. OTH CTY represents total for countries averaging under \$1,000 per month based on Customs Value)

Country of origin	Schedule A commodity number, description and unit of quantity							
	Current month				Cumulative, January to date			
	Net quantity	Value (dollars)			Net quantity	Value (dollars)		
Customs		F.a.s.	C.i.f.	Customs		F.a.s.	C.i.f.	
7171610 TEXTILE PRINTING MACHINERY AND PARTS, INCLUDING PRINT ROLLERS								
CANADA.....	-	-	-	-	-	11 124	11 214	11 215
MEXICO.....	-	-	-	-	-	15 953	15 757	15 953
BRAZIL.....	-	2 372	2 372	2 700	-	26 065	26 065	29 100
SWEDEN.....	-	-	-	-	-	112 801	112 801	119 928
U KING.....	-	15 128	15 128	17 380	-	127 626	127 626	142 991
IRELAND.....	-	5 976	5 976	6 376	-	5 976	5 976	6 376
NETHLDs.....	-	154 048	154 108	160 381	-	1 051 497	1 051 869	1 097 964
FRANCE.....	-	10 066	10 066	11 462	-	36 303	36 303	39 278
W GERM.....	-	24 529	24 543	26 509	-	559 065	559 104	576 707
AUSTRIA.....	-	25 933	26 301	28 389	-	832 008	832 816	891 065
SWITZLD.....	-	51 800	51 800	54 184	-	188 065	188 403	198 772
SPAIN.....	-	7 988	7 988	8 563	-	7 988	7 988	8 583
ITALY.....	-	2 177	2 177	2 567	-	171 200	171 200	185 304
JAPAN.....	-	1 151	1 151	1 247	-	5 614	5 614	6 355
OTH CTY.....	-	2 431	2 431	2 780	-	6 940	6 963	7 512
TOTAL.....	-	303 599	304 041	322 578	-	3 158 225	3 159 699	3 337 103
7171635 WASHING MACHINES, COMMERCIAL, OTHER THAN TEXTILE FINISHING TYPE, NOT COIN OPERATED (NO)								
SWEDEN.....	101	139 504	140 486	149 473	771	642 123	643 105	682 685
U KING.....	4	85 600	85 600	103 758	8	169 061	169 061	197 881
W GERM.....	-	-	-	-	3	180 576	180 576	191 583
ITALY.....	114	11 400	11 400	13 744	115	184 299	184 299	192 277
OTH CTY.....	1	1 546	1 546	1 565	2	4 132	4 132	4 442
TOTAL.....	220	238 050	239 032	268 540	899	1 180 191	1 181 173	1 268 868
7171640 TEXTILE BLEACHING, DYEING & FINISHING MACHINES, INCL IRONING, FABRIC-FOLDING & FELT-MAKING								
CANADA.....	-	12 588	12 639	12 747	-	168 333	169 537	169 645
MEXICO.....	-	4 595	4 595	4 595	-	7 826	8 049	8 141
SWEDEN.....	-	997	997	1 080	-	36 315	36 315	38 720
DENMARK.....	-	-	-	-	-	41 550	41 550	45 922
U KING.....	-	22 663	20 941	23 721	-	365 902	363 493	396 037
NETHLDs.....	-	-	-	-	-	12 519	12 519	14 398
BELGIUM.....	-	-	-	-	-	37 062	37 142	40 603
FRANCE.....	-	-	-	-	-	174 525	174 456	180 612
W GERM.....	-	132 123	132 123	143 523	-	847 385	847 482	891 750
AUSTRIA.....	-	9 066	9 066	11 060	-	116 464	116 472	122 426
SWITZLD.....	-	19 275	19 275	20 177	-	218 872	218 872	227 500
ITALY.....	-	445 331	445 381	468 425	-	899 412	899 462	949 814
JAPAN.....	-	102 330	102 330	111 614	-	970 278	970 278	1 034 527
OTH CTY.....	-	1 298	1 298	1 655	-	1 298	1 298	1 655
TOTAL.....	-	750 266	748 645	798 597	-	3 897 741	3 896 925	4 121 750
7171645 DRYCLEANING MACHINES, NES (NO)								
SWEDEN.....	5	12 548	12 548	13 339	23	50 014	50 014	52 517
U KING.....	-	-	-	-	12	12 363	12 363	13 707
W GERM.....	-	-	-	-	14	99 736	99 935	106 939
ITALY.....	-	-	-	-	12	88 196	88 196	97 339
OTH CTY.....	1	4 750	4 750	4 750	1	4 750	4 750	4 750
TOTAL.....	6	17 298	17 298	18 089	62	255 059	255 258	275 252
7171650 PARTS OF WASHING, CLEANING, DRYING, FINISHING, ETC., MACHINES								
CANADA.....	-	35 035	35 363	35 414	-	275 150	277 051	277 400
MEXICO.....	-	-	-	-	-	6 593	6 735	6 735
SWEDEN.....	-	43 731	43 731	45 909	-	181 475	181 275	190 017
DENMARK.....	-	1 936	1 936	2 113	-	25 661	25 761	29 201
U KING.....	-	51 144	51 144	56 207	-	275 491	275 826	298 279
IRELAND.....	-	-	-	-	-	38 502	38 502	41 575
NETHLDs.....	-	65 316	65 316	71 394	-	66 406	66 406	72 835
BELGIUM.....	-	490	490	560	-	5 934	5 934	6 745
FRANCE.....	-	2 377	2 377	2 732	-	44 969	44 969	49 310
W GERM.....	-	227 712	228 271	236 179	-	1 446 270	1 446 724	1 522 724
E GERM.....	-	4 411	4 411	4 636	-	9 337	9 337	9 969
SWITZLD.....	-	67 682	67 944	70 330	-	248 414	246 918	257 826
SPAIN.....	-	620	629	729	-	9 644	9 441	10 270
ITALY.....	-	74 034	74 036	79 689	-	197 242	197 235	213 049
JAPAN.....	-	122 287	122 329	132 419	-	742 546	742 666	804 450
OTH CTY.....	-	1 214	1 214	1 358	-	1 214	1 214	1 358
TOTAL.....	-	697 989	699 191	739 669	-	3 574 848	3 575 994	3 791 743
7171665 WASHING MACHINES, OTHER THAN TEXTILE FINISHING TYPE, DESIGNED FOR COIN OPERATION (NO)								
SWEDEN.....	416	308 377	310 437	327 652	925	642 360	644 420	680 504
ITALY.....	-	-	-	-	174	105 511	105 511	127 659
TOTAL.....	416	308 377	310 437	327 652	1 099	747 871	749 931	808 163
7171670 DRYCLEANING MACHINES SPECIALLY DESIGNED FOR COIN OPERATION (NO)								
ITALY.....	-	-	-	-	12	45 682	45 682	48 999
TOTAL.....	-	-	-	-	12	45 682	45 682	48 999
7172000 SHOE MACHINERY AND PARTS								
CANADA.....	-	79 027	79 629	79 629	-	405 785	408 995	409 123
MEXICO.....	-	-	-	-	-	10 370	10 370	11 630

Table 2. Schedule A Commodity by Country of Origin,
Customs Value, F.a.s. and C.i.f.—Continued

(For information on coverage, definitions of Customs, f.a.s., and c.i.f. values, see Explanation of Statistics. Shipments valued less than \$251 are shown only under Schedule A commodity number 990.0000 and excluded from all other commodities. OTH CTY represents total for countries averaging under \$1,000 per month based on Customs Value)

Country of origin	Schedule A commodity number, description and unit of quantity							
	Current month				Cumulative, January to date			
	Net quantity	Value (dollars)			Net quantity	Value (dollars)		
Customs		F.a.s.	C.i.f.	Customs		F.a.s.	C.i.f.	
DENMARK.....	-	-	-	-	-	26 380	26 384	27 567
U KING.....	-	36 226	23 950	37 304	-	370 756	199 892	382 554
NETHLDs.....	-	12 456	12 456	14 033	-	47 348	44 303	52 573
BELGIUM.....	-	-	-	-	-	6 769	6 869	6 909
FRANCE.....	-	1 223	1 223	1 312	-	22 652	22 652	23 617
W GERM.....	-	258 004	258 060	262 174	-	1 113 304	1 114 029	1 142 012
ITALY.....	-	35 879	35 879	39 255	-	247 866	248 127	264 782
OTH CTY.....	-	4 172	4 172	4 425	-	7 931	7 931	9 561
TOTAL.....	-	426 987	415 369	438 132	-	2 259 161	2 089 552	2 330 328
7173005	SEWING MACHINES DESIGNED TO JOIN FOOTWEAR SOLES TO UPPERS, AND PARTS							
MEXICO.....	-	-	-	-	-	13 000	13 000	13 000
DENMARK.....	-	-	-	-	-	18 281	18 281	19 113
U KING.....	-	32 428	15 996	32 752	-	196 636	86 412	199 356
NETHLDs.....	-	-	-	-	-	5 466	2 413	5 520
FRANCE.....	-	-	-	-	-	30 412	30 412	32 131
JAPAN.....	-	3 181	3 181	3 263	-	5 006	5 006	5 200
OTH CTY.....	-	-	-	-	-	2 097	2 105	2 293
TOTAL.....	-	35 609	19 177	36 015	-	270 898	157 629	276 613
7173010	SEWING MACHINES VALUED NOT OVER \$10 EACH (NO)							
CANADA.....	-	-	-	-	72 338	73 452	73 452	73 484
HG KONG.....	86 328	190 937	191 470	222 783	133 176	253 839	247 184	289 247
JAPAN.....	21 744	99 642	100 412	105 077	33 894	138 664	140 694	149 506
TOTAL.....	108 072	290 579	291 882	327 860	239 408	465 955	461 330	512 237
7173025	SEWING MACHINES VALUED OVER \$10 EACH, INDUSTRIAL OR COMMERCIAL, NES (NO)							
CANADA.....	3	25 853	25 875	25 875	27	44 555	44 688	44 919
MEXICO.....	51	10 667	10 773	10 773	405	55 897	56 003	56 085
SWEDEN.....	1	7 960	7 960	8 589	477	96 224	96 232	105 469
U KING.....	253	105 032	105 040	109 573	1 205	605 667	607 280	636 677
FRANCE.....	25	7 884	7 884	8 031	34	15 660	15 683	16 281
W GERM.....	808	564 409	558 920	598 615	7 918	3 493 031	3 487 310	3 591 021
SWITZLD.....	400	86 719	89 379	88 298	424	94 951	97 728	96 860
ITALY.....	377	337 647	337 090	347 718	3 307	2 236 677	2 236 140	2 340 325
ISRAEL.....	-	-	-	-	13	20 747	20 747	21 122
HG KONG.....	-	-	-	-	35	9 285	9 285	9 551
JAPAN.....	1 502	290 029	290 280	299 962	14 251	2 658 497	2 652 738	2 739 894
OTH CTY.....	6	1 661	1 661	1 827	13	4 823	4 823	5 332
TOTAL.....	3 426	1 437 861	1 434 862	1 499 261	28 109	9 336 014	9 328 657	9 663 536
7173030	SEWING MACHINES VALUED OVER \$10 EACH, EXCEPT INDUSTRIAL OR COMMERCIAL (NO)							
CANADA.....	3 571	287 605	287 696	287 696	19 360	1 474 175	1 474 680	1 474 961
BRAZIL.....	60	3 600	3 600	3 988	8 967	470 388	470 388	485 308
SWEDEN.....	7 290	1 548 412	1 548 416	1 630 845	19 559	3 850 774	3 845 253	4 083 123
U KING.....	3 510	273 641	280 212	288 300	16 144	1 157 969	1 175 265	1 214 062
NETHLDs.....	294	63 266	63 266	64 420	294	63 266	63 266	64 420
FRANCE.....	5 913	518 799	518 799	528 469	13 271	1 133 142	1 133 142	1 154 465
W GERM.....	1 243	207 826	207 826	210 978	4 356	744 401	743 471	756 833
SWITZLD.....	4 132	920 858	919 190	935 509	28 422	6 313 620	6 325 605	6 500 474
POLAND.....	2 880	222 064	222 064	227 458	11 520	860 373	860 373	884 794
SPAIN.....	-	-	-	-	600	58 500	58 500	61 549
ITALY.....	23 576	1 542 916	1 542 916	1 587 312	83 169	5 370 133	5 370 685	5 539 572
INDIA.....	-	-	-	-	700	26 700	26 700	28 828
KOR REP.....	3 700	171 074	165 268	173 970	12 935	609 372	597 461	629 774
CHINA T.....	1 670	66 201	66 191	70 656	43 376	1 883 376	1 881 009	2 001 394
JAPAN.....	44 696	2 827 920	2 827 851	2 951 658	326 775	21 318 929	21 322 903	22 267 411
OTH CTY.....	-	-	-	-	1	4 425	4 425	5 21
TOTAL.....	102 535	8 654 182	8 653 295	8 961 259	589 449	45 335 543	45 349 126	47 147 489
7173040	NEEDLES FOR SEWING MACHINES (M)							
U KING.....	3 282	226 796	226 796	231 599	12 309	778 753	780 078	794 313
NETHLDs.....	467	15 352	15 352	15 517	2 016	77 171	77 171	78 115
BELGIUM.....	3 713	157 961	157 961	161 487	21 034	868 839	865 145	882 552
W GERM.....	10 334	750 927	698 818	747 490	46 759	3 545 929	3 254 144	3 521 409
SWITZLD.....	70	3 865	3 865	4 137	629	36 091	36 158	37 487
PORTUGL.....	-	-	-	-	9 462	548 342	548 342	553 559
HG KONG.....	34	3 605	3 605	4 399	109	5 079	5 079	6 081
JAPAN.....	3 783	129 011	128 816	132 897	19 549	573 407	573 840	587 899
OTH CTY.....	-	-	-	-	122	9 932	9 933	10 288
TOTAL.....	21 683	1 287 517	1 235 213	1 297 526	111 989	6 443 543	6 149 890	6 471 703
7173050	PARTS, NES, OF SEWING MACHINES							
CANADA.....	-	165 597	167 068	167 107	-	830 314	835 590	835 722
BRAZIL.....	-	-	-	-	-	8 132	8 132	8 912
SWEDEN.....	-	15 793	15 793	16 163	-	46 546	46 520	48 709
DENMARK.....	-	9 400	9 400	10 066	-	20 217	20 217	21 801
U KING.....	-	563 979	566 926	577 760	-	1 846 699	1 862 865	1 914 640
NETHLDs.....	-	-	-	-	-	13 148	12 059	12 577
BELGIUM.....	-	-	-	-	-	50 963	50 963	52 287
FRANCE.....	-	19 493	19 383	22 906	-	146 500	147 053	167 287
W GERM.....	-	774 067	771 093	788 586	-	3 606 509	3 597 390	3 687 206
SWITZLD.....	-	50 857	50 659	51 268	-	283 950	279 839	284 602
SPAIN.....	-	-	-	-	-	9 617	9 617	10 057

Table 2. Schedule A Commodity by Country of Origin,
Customs Value, F.a.s. and C.i.f.—Continued

(For information on coverage, definitions of Customs, f.a.s., and c.i.f. values, see Explanation of Statistics. Shipments valued less than \$251 are shown only under Schedule A commodity number 990.0000 and excluded from all other commodities. OTH CTY represents total for countries averaging under \$1,000 per month based on Customs Value)

Country of origin	Schedule A commodity number, description and unit of quantity							
	Current month				Cumulative, January to date			
	Net quantity	Value (dollars)			Net quantity	Value (dollars)		
Customs		F.a.s.	C.i.f.	Customs		F.a.s.	C.i.f.	
ITALY.....	-	126 591	126 518	128 687	-	757 383	757 434	772 958
BNGLD SH.....	-	-	-	-	-	36 741	36 741	37 401
KOR REP.....	-	930	930	998	-	13 679	13 679	14 986
CHINA T.....	-	71 509	71 956	78 285	-	231 721	224 639	248 026
JAPAN.....	-	642 354	658 503	671 746	-	3 246 504	3 297 740	3 381 350
OTH CTY.....	-	563	563	598	-	10 929	10 929	11 655
TOTAL.....	-	2 441 133	2 458 792	2 514 170	-	11 159 552	11 211 407	11 510 176
7181120	MACHINES FOR MAKING CELLULOSIC PULP, PAPER AND PAPERBOARD							(NO)
CANADA.....	5	85 167	84 847	84 847	29	503 803	503 664	503 664
SWEDEN.....	8	132 588	132 588	138 821	21	1 588 845	1 588 845	1 634 205
U KING.....	4	481 572	481 572	512 542	33	2 471 103	2 471 106	2 625 160
FRANCE.....	4	102 959	102 959	105 982	4	102 959	102 959	105 982
W GERM.....	4	281 790	281 790	296 382	15	679 127	679 127	709 197
OTH CTY.....	-	-	-	-	1	2 267	2 267	2 267
TOTAL.....	25	1 084 076	1 083 756	1 138 574	103	5 348 104	5 347 968	5 580 475
7181140	PARTS, STOCK-TREATING, FOR PULP AND PAPER MACHINES							
CANADA.....	-	181 055	181 980	182 115	-	817 446	819 363	820 847
SWEDEN.....	-	113 529	111 167	119 492	-	354 774	352 422	368 958
FINLAND.....	-	94 222	94 222	101 455	-	356 411	357 016	388 168
U KING.....	-	3 154	3 154	3 264	-	31 108	31 108	32 788
FRANCE.....	-	-	-	-	-	92 484	92 484	98 547
W GERM.....	-	97 751	97 751	101 544	-	374 690	374 606	389 157
ITALY.....	-	20 645	20 645	21 200	-	30 109	30 109	30 979
ISRAEL.....	-	37 197	37 197	38 797	-	194 559	194 559	205 159
JAPAN.....	-	123 935	123 935	129 386	-	335 793	335 793	352 416
N ZEAL.....	-	-	-	-	-	103 840	103 840	106 020
OTH CTY.....	-	625	625	684	-	7 262	7 262	7 885
TOTAL.....	-	672 113	670 676	697 937	-	2 698 476	2 698 562	2 800 924
7181160	PARTS OF MACHINES FOR MAKING CELLULOSIC PULP, PAPER OR PAPERBOARD, NES							
CANADA.....	-	193 930	195 978	195 978	-	2 386 079	2 402 521	2 405 387
SWEDEN.....	-	231 756	231 756	246 398	-	3 583 477	3 554 824	3 772 176
NORWAY.....	-	11 119	11 239	11 489	-	506 647	506 763	518 676
FINLAND.....	-	1 304	1 304	1 367	-	1 088 637	1 088 746	1 127 916
U KING.....	-	147 254	147 260	167 467	-	233 912	233 972	265 432
FRANCE.....	-	10 044	10 044	10 159	-	10 044	10 044	10 159
W GERM.....	-	40 179	40 224	41 193	-	166 264	166 370	174 772
AUSTRIA.....	-	1 039	1 039	1 095	-	6 097	6 358	8 003
ITALY.....	-	-	-	-	-	8 957	8 957	11 309
INDIA.....	-	2 891	2 891	3 225	-	61 700	61 700	69 310
JAPAN.....	-	288	288	320	-	40 939	40 939	45 681
OTH CTY.....	-	6 194	6 194	8 263	-	8 683	8 683	12 952
TOTAL.....	-	645 998	648 217	686 954	-	8 101 436	8 089 877	8 421 773
7181220	MACHINES FOR MAKING BOXES, TUBES, DRUMS, AND SIMILAR RIGID CONTAINERS							(NO)
NORWAY.....	-	-	-	-	1	29 599	29 599	33 758
U KING.....	1	15 729	15 729	16 764	19	966 808	956 495	994 326
IRELAND.....	3	272 408	266 604	282 217	4	276 292	270 488	286 195
NETHLD S.....	2	138 448	125 862	130 213	12	685 631	642 564	673 681
W GERM.....	21	278 240	278 240	289 470	25	391 176	391 176	407 572
SWITZLD.....	4	1 214 936	1 213 425	1 238 563	15	3 342 437	3 258 019	3 408 681
ITALY.....	1	2 034	2 034	2 069	16	263 649	263 649	292 492
JAPAN.....	-	-	-	-	3	17 964	19 764	21 300
TOTAL.....	32	1 921 795	1 901 894	1 959 296	95	5 973 556	5 831 754	6 118 005
7181240	MACHINES FOR MAKING BAGS, ENVELOPES, AND SIMILAR NON-RIGID CONTAINERS							(NO)
U KING.....	-	-	-	-	3	250 125	250 124	261 319
FRANCE.....	-	-	-	-	1	29 037	29 037	32 042
W GERM.....	19	1 491 508	1 491 481	1 517 986	51	4 523 383	4 458 853	4 613 975
SPAIN.....	-	-	-	-	3	402 584	401 053	417 240
TOTAL.....	19	1 491 508	1 491 481	1 517 986	58	5 205 129	5 139 067	5 324 576
7181260	MACHINES FOR PROCESSING PAPER OR PAPERBOARD OR MAKING ARTICLES NES							(NO)
CANADA.....	11	258 557	260 657	260 657	72	1 018 572	1 026 275	1 026 505
MEXICO.....	2	26 000	26 000	26 000	2	26 000	26 000	26 000
SWEDEN.....	-	-	-	-	7	357 057	357 057	374 595
DENMARK.....	-	-	-	-	2	39 498	39 498	40 954
U KING.....	8	12 495	12 495	13 219	39	117 087	117 087	123 411
NETHLD S.....	2	12 638	12 638	13 538	6	50 793	47 934	50 607
BELGIUM.....	-	-	-	-	12	46 160	46 160	48 032
FRANCE.....	-	-	-	-	16	191 362	191 362	199 761
W GERM.....	53	296 542	293 793	304 948	410	2 856 941	2 791 566	2 893 677
CZECHO.....	-	-	-	-	4	7 460	7 460	8 440
SWITZLD.....	1	9 192	7 877	8 422	4	34 919	33 604	35 311
ITALY.....	17	187 075	186 516	202 274	59	631 527	624 600	679 736
JAPAN.....	-	-	-	-	2	58 647	58 647	62 124
AUSTRAL.....	-	-	-	-	1	94 004	94 004	99 488
TOTAL.....	94	802 499	799 976	829 058	636	5 530 027	5 461 254	5 668 641
7181280	PARTS OF MACHINES, NES, FOR MAKING PULP, PAPER, PAPERBOARD OR ARTICLES							
CANADA.....	-	100 227	100 839	101 432	-	757 349	761 811	763 080

Table 2. Schedule A Commodity by Country of Origin,
Customs Value, F.a.s. and C.i.f.—Continued

(For information on coverage, definitions of Customs, f.a.s., and c.i.f. values, see Explanation of Statistics. Shipments valued less than \$251 are shown only under Schedule A commodity number 990.0000 and excluded from all other commodities. OTH CTY represents total for countries averaging under \$1,000 per month based on Customs Value)

Country of origin	Schedule A commodity number, description and unit of quantity							
	Current month				Cumulative, January to date			
	Net quantity	Value (dollars)			Net quantity	Value (dollars)		
Customs		F.a.s.	C.i.f.	Customs		F.a.s.	C.i.f.	
MEXICO.....	-	-	-	-	-	131 306	131 506	131 506
SWEDEN.....	-	20 392	21 570	23 385	-	111 514	112 592	120 090
FINLAND.....	-	5 927	5 927	6 255	-	20 795	20 795	21 712
U KING.....	-	180 389	180 381	189 662	-	475 040	475 000	504 617
IRELAND.....	-	68 604	68 604	71 348	-	165 680	165 680	170 991
NETHLD.....	-	-	-	-	-	187 482	181 125	194 506
FRANCE.....	-	4 092	4 092	4 759	-	41 605	40 408	44 445
W GERM.....	-	187 387	186 876	198 140	-	1 278 987	1 246 497	1 336 757
AUSTRIA.....	-	5 466	5 466	5 667	-	6 339	6 339	6 694
SWITZLD.....	-	60 575	56 127	62 907	-	1 039 151	946 583	1 069 456
ITALY.....	-	59 656	59 656	63 955	-	85 430	84 124	91 948
INDIA.....	-	-	-	-	-	18 044	18 044	19 054
JAPAN.....	-	13 235	13 235	13 549	-	98 765	98 798	107 038
OTH CTY.....	-	297	297	350	-	8 315	8 315	9 004
TOTAL.....	-	706 247	703 070	741 409	-	4 425 802	4 297 617	4 590 898
7182100	MACHINES, BOOKBINDING, INCLUDING BOOKSEWING, AND PARTS							
U KING.....	-	11 868	11 868	12 632	-	477 105	471 911	505 757
BELGIUM.....	-	-	-	-	-	94 430	94 430	98 288
FRANCE.....	-	-	-	-	-	6 332	6 332	6 788
W GERM.....	-	484 396	484 396	500 547	-	3 740 517	3 739 560	3 859 276
SWITZLD.....	-	159 824	159 824	168 266	-	2 291 287	2 300 356	2 389 109
ITALY.....	-	1 582	1 582	1 734	-	131 834	131 834	144 269
JAPAN.....	-	61 813	61 813	63 935	-	165 192	165 192	172 503
OTH CTY.....	-	1 372	1 391	1 391	-	10 122	10 151	10 904
TOTAL.....	-	720 855	720 874	748 505	-	6 916 819	6 919 766	7 186 889
7182220	LINOTYPE AND TYPESETTING MACHINES (NO)							
SWEDEN.....	3	85 075	85 075	86 648	12	328 486	328 486	337 241
U KING.....	20	305 950	305 946	315 177	61	689 158	689 175	708 997
W GERM.....	53	193 576	193 576	198 881	134	930 617	930 617	955 143
HG KONG.....	1	5 515	5 515	5 610	1	5 515	5 515	5 610
JAPAN.....	1	2 980	2 980	3 097	15	90 158	86 691	97 583
TOTAL.....	78	593 096	593 092	609 413	223	2 043 934	2 040 484	2 104 574
7182240	PARTS OF LINOTYPE & TYPESETTING MACHINES							
CANADA.....	-	10 734	10 734	10 805	-	47 495	47 605	47 799
ARGENT.....	-	7 630	7 630	8 452	-	9 640	9 640	10 811
SWEDEN.....	-	9 458	9 457	10 265	-	54 094	54 093	58 423
U KING.....	-	378 933	378 954	396 899	-	2 717 233	2 717 383	2 830 961
NETHLD.....	-	2 036	2 036	2 076	-	8 235	8 235	8 324
W GERM.....	-	92 809	92 808	95 913	-	610 558	610 578	631 853
SWITZLD.....	-	-	-	-	-	386 648	386 648	393 464
ITALY.....	-	15 421	15 421	15 774	-	87 273	86 360	88 704
JAPAN.....	-	1 500	1 500	1 559	-	12 475	12 483	13 011
OTH CTY.....	-	321	321	351	-	7 092	7 196	7 533
TOTAL.....	-	518 842	518 861	542 094	-	3 940 743	3 940 221	4 090 883
7182260	PRINT BLOCKS & ROLLERS TO PRINT, STAMP OR CUT DESIGN, PRINTNG TYPES, & PLATES FOR PRINTING							
CANADA.....	-	7 138	7 287	7 357	-	120 616	121 674	122 478
SWEDEN.....	-	-	-	-	-	9 663	9 663	11 685
U KING.....	-	34 074	34 081	40 631	-	137 645	137 315	153 599
FRANCE.....	-	4 419	4 442	4 442	-	21 160	21 188	22 853
W GERM.....	-	10 436	10 416	11 431	-	51 437	50 461	55 046
SWITZLD.....	-	5 734	5 734	6 262	-	7 479	7 479	8 019
SPAIN.....	-	-	-	-	-	29 010	29 010	29 674
JAPAN.....	-	1 939	1 939	2 003	-	46 442	46 442	50 598
OTH CTY.....	-	280	280	301	-	14 576	14 356	15 870
TOTAL.....	-	64 020	64 179	72 427	-	438 028	437 588	469 822
7182910	MACHINES, DUPLICATING, EXCLUDING STENCIL AND SPIRIT TYPES, WEIGHING UNDER 3500 POUNDS (NO)							
U KING.....	26	39 076	39 076	42 501	34	63 000	63 000	67 454
W GERM.....	71	157 748	158 355	161 632	502	633 861	634 468	649 313
SWITZLD.....	2	228 713	228 713	233 880	2	228 713	228 713	233 880
JAPAN.....	42	73 997	70 731	78 224	72	131 607	128 341	146 309
OTH CTY.....	6	1 766	1 779	1 779	9	4 124	4 177	4 258
TOTAL.....	147	501 300	498 654	518 016	619	1 061 305	1 058 699	1 101 214
7182920	PRINTING PRESSES, LETTER, SHEET-FED AND ROLL-FED TYPES (NO)							
U KING.....	1	4 816	4 816	5 235	2	45 536	45 536	47 555
W GERM.....	1	7 928	7 928	8 135	26	669 430	678 587	693 852
TOTAL.....	2	12 744	12 744	13 370	28	714 966	724 123	741 407
7182930	PRINTING PRESSES, OFFSET, 3500 POUNDS OR OVER, SHEET-FED TYPE (NO)							
CANADA.....	1	79 746	79 821	79 821	2	157 247	157 473	157 473
SWEDEN.....	-	-	-	-	18	320 414	320 414	332 500
U KING.....	-	-	-	-	1	243 132	243 132	254 779
W GERM.....	13	756 921	734 972	779 333	125	5 711 554	5 498 854	5 680 865
E GERM.....	-	-	-	-	6	468 364	468 364	491 524
SWITZLD.....	3	859 820	859 820	866 462	3	859 820	859 820	866 462
ITALY.....	20	423 344	423 344	431 234	82	2 303 872	2 299 504	2 360 329
JAPAN.....	-	-	-	-	43	172 452	172 452	184 718
TOTAL.....	37	2 119 831	2 097 957	2 156 850	280	10 236 855	10 020 013	10 328 650

Table 2. Schedule A Commodity by Country of Origin,
Customs Value, F.a.s. and C.i.f.—Continued

(For information on coverage, definitions of Customs, f.a.s., and c.i.f. values, see Explanation of Statistics. Shipments valued less than \$251 are shown only under Schedule A commodity number 990.0000 and excluded from all other commodities. OTH CTY represents total for countries averaging under \$1,000 per month based on Customs Value)

Country of origin	Schedule A commodity number, description and unit of quantity							
	Current month				Cumulative, January to date			
	Net quantity	Value (dollars)			Net quantity	Value (dollars)		
Customs		F.a.s.	C.i.f.	Customs		F.a.s.	C.i.f.	
7182940	PRINTING PRESSES, OFFSET, 3500 POUNDS OR OVER, ROLL-FED TYPE							(NO)
SWEDEN.....	-	-	-	-	1	87 119	87 119	90 322
E GERM.....	1	63 449	63 449	64 527	1	63 449	63 449	64 527
SWITZLD.....	-	-	-	-	1	28 824	28 824	29 832
JAPAN.....	12	43 645	43 645	46 583	19	65 873	65 873	70 485
TOTAL.....	13	107 094	107 094	111 110	22	245 265	245 265	255 166
7182950	PRINTING PRESSES NES							(NO)
CANADA.....	1	124 832	125 074	125 074	8	475 439	477 662	477 662
BRAZIL.....	-	-	-	-	2	13 857	13 857	14 366
SWEDEN.....	-	-	-	-	2	76 079	76 079	78 576
FINLAND.....	-	-	-	-	1	29 528	29 528	29 903
U KING.....	2	27 922	28 172	29 779	28	108 817	109 067	114 001
FRANCE.....	-	-	-	-	1	7 979	7 979	8 743
W GERM.....	8	44 143	44 143	45 687	207	794 375	790 415	818 230
E GERM.....	-	-	-	-	1	54 032	54 032	56 569
AUSTRIA.....	-	-	-	-	5	289 192	289 192	299 502
CZECHO.....	3	29 596	29 596	32 110	55	349 291	349 291	381 286
SWITZLD.....	-	-	-	-	23	21 388	21 388	22 207
SPAIN.....	-	-	-	-	2	11 997	11 997	13 224
ITALY.....	1	5 387	5 387	5 387	22	121 835	121 835	135 226
JAPAN.....	29	82 031	82 031	89 036	133	401 841	401 841	433 886
AUSTRAL.....	-	-	-	-	1	7 350	7 350	8 464
TOTAL.....	44	313 911	314 403	327 073	491	2 763 000	2 761 513	2 891 845
7182960	PRINTING MACHINERY NES							
CANADA.....	-	2 815	2 928	2 943	-	94 812	95 896	95 973
SWEDEN.....	-	6 629	6 629	6 629	-	282 689	282 689	293 471
DENMARK.....	-	-	-	-	-	197 363	197 363	203 610
U KING.....	-	42 245	42 245	45 270	-	244 029	242 629	258 038
NETHLDs.....	-	80 994	80 994	83 653	-	99 392	99 520	102 893
FRANCE.....	-	34 915	34 915	38 083	-	91 593	91 593	98 397
W GERM.....	-	154 114	154 582	161 764	-	504 861	505 641	527 452
SWITZLD.....	-	-	-	-	-	167 640	167 640	173 393
SPAIN.....	-	52 811	52 811	57 907	-	71 447	71 447	78 179
ITALY.....	-	-	-	-	-	127 203	127 214	136 990
JAPAN.....	-	103 360	103 360	108 033	-	1 040 195	1 039 745	1 103 369
OTH CTY.....	-	-	-	-	-	4 189	4 189	4 585
TOTAL.....	-	477 883	478 464	504 282	-	2 925 413	2 925 566	3 076 350
7182970	PARTS OF PRINTING PRESSES AND OF PRINTING MACHINERY NES							
CANADA.....	-	36 996	37 350	37 541	-	310 087	312 121	305 370
MEXICO.....	-	45 561	46 394	46 394	-	116 918	120 413	120 413
SWEDEN.....	-	25 631	25 631	28 978	-	464 030	464 031	479 985
U KING.....	-	74 677	74 652	80 251	-	726 730	719 388	756 723
IRELAND.....	-	-	-	-	-	7 296	7 296	7 712
NETHLDs.....	-	5 488	5 488	5 770	-	30 785	30 785	32 562
BELGIUM.....	-	638	565	586	-	505 965	490 908	510 709
FRANCE.....	-	16 171	16 871	18 974	-	134 237	133 335	145 464
W GERM.....	-	567 306	566 753	608 112	-	3 181 939	3 178 453	3 326 748
E GERM.....	-	37 107	37 007	38 298	-	59 949	59 849	64 201
CZECHO.....	-	1 019	1 019	1 141	-	12 254	12 254	13 342
SWITZLD.....	-	63 199	63 199	65 071	-	393 543	391 211	402 998
SPAIN.....	-	795	795	910	-	11 809	11 809	13 103
ITALY.....	-	26 304	26 454	29 069	-	738 418	731 415	756 798
ARAB EM.....	-	-	-	-	-	22 009	22 698	22 698
JAPAN.....	-	59 882	59 882	62 589	-	277 911	277 583	297 677
OTH CTY.....	-	840	840	992	-	16 763	16 763	18 010
TOTAL.....	-	961 614	962 900	1 024 676	-	7 010 643	6 980 312	7 274 513
7183120	FLOUR MILL AND GRAIN MILL MACHINES							(NO)
CANADA.....	2	10 376	10 476	10 476	6	18 473	18 627	18 627
COLOMB.....	-	-	-	-	4	11 176	11 176	11 904
U KING.....	12	37 065	37 065	40 863	60	433 635	445 317	470 957
BELGIUM.....	-	-	-	-	7	16 599	16 599	20 140
W GERM.....	4	44 416	44 416	46 791	27	159 885	157 570	172 152
SWITZLD.....	3	8 313	8 313	8 783	47	336 804	268 751	300 837
SPAIN.....	-	-	-	-	11	25 978	23 515	27 850
ITALY.....	-	-	-	-	13	9 360	9 360	10 555
JAPAN.....	9	37 880	34 452	40 417	10	40 527	36 529	43 133
OTH CTY.....	-	-	-	-	1	360	360	409
TOTAL.....	30	138 050	134 722	147 330	186	1 052 797	987 804	1 076 564
7183140	PARTS OF FLOUR MILL & GRAIN MILL MACHINES							
CANADA.....	-	-	-	-	-	6 675	6 874	6 902
MEXICO.....	-	-	-	-	-	23 553	23 682	23 682
COLOMB.....	-	-	-	-	-	31 195	21 195	28 309
U KING.....	-	13 684	13 675	15 019	-	367 293	373 637	398 506
NETHLDs.....	-	-	-	-	-	11 310	11 310	11 631
W GERM.....	-	10 761	10 761	11 342	-	62 342	63 242	66 541
SWITZLD.....	-	5 491	5 118	5 796	-	110 970	94 031	111 228
SPAIN.....	-	-	-	-	-	9 205	9 380	9 931
ITALY.....	-	4 005	4 005	4 105	-	47 239	47 239	49 361
CHINA T.....	-	72 279	72 279	78 761	-	106 192	106 192	117 159
JAPAN.....	-	34 214	33 246	35 798	-	169 797	164 432	181 738

Table 2. **Schedule A Commodity by Country of Origin, Customs Value, F.a.s. and C.i.f.—Continued**

(For information on coverage, definitions of Customs, f.a.s., and c.i.f. values, see Explanation of Statistics. Shipments valued less than \$251 are shown only under Schedule A commodity number 990.0000 and excluded from all other commodities. OTH CTY represents total for countries averaging under \$1,000 per month based on Customs Value)

Country of origin	Schedule A commodity number, description and unit of quantity							
	Net quantity	Current month			Net quantity	Cumulative, January to date		
		Value (dollars)				Value (dollars)		
	Customs	F.a.s.	C.i.f.	Customs	F.a.s.	C.i.f.		
OTH CTY.....	-	-	-	-	-	-	-	-
TOTAL.....	-	140 434	139 084	150 821	-	3 376	3 376	3 481
7183910	MACHINERY, SUGAR MANUFACTURING, AND PARTS							
CANADA.....	-	45 400	47 438	47 438	-	111 885	115 560	115 560
MEXICO.....	-	-	-	-	-	104 306	104 841	104 841
NICARAG.....	-	-	-	-	-	7 500	7 500	10 848
SWEDEN.....	-	-	-	-	-	357 188	357 188	390 331
NORWAY.....	-	16 971	16 247	16 853	-	339 961	341 543	363 612
U KING.....	-	12 771	12 771	15 856	-	54 343	54 343	63 065
W GERM.....	-	68 377	68 497	80 532	-	489 963	490 143	555 956
ITALY.....	-	35 000	35 000	36 909	-	42 418	42 418	45 025
PHIL R.....	-	1 600	1 600	1 677	-	47 384	47 384	56 068
AUSTRAL.....	-	5 862	5 862	6 212	-	610 730	610 730	631 063
OTH CTY.....	-	-	-	-	-	3 000	3 000	6 187
TOTAL.....	-	185 981	187 415	205 477	-	2 168 678	2 174 650	2 342 556
7183920	MACHINERY AND EQUIPMENT FOR MEAT PACKING PLANTS, AND PARTS							
CANADA.....	-	20 695	20 732	20 903	-	62 882	63 596	63 847
BELIZE.....	-	-	-	-	-	27 500	27 500	28 360
SWEDEN.....	-	16 877	16 877	18 591	-	22 840	22 840	25 002
DENMARK.....	-	21 679	21 679	24 344	-	83 587	83 597	89 882
U KING.....	-	26 640	26 667	28 539	-	387 741	412 538	426 136
NETHLDs.....	-	308 466	308 466	319 493	-	863 092	863 132	894 861
FRANCE.....	-	-	-	-	-	6 538	6 563	6 563
W GERM.....	-	288 654	300 636	308 773	-	1 619 171	1 684 082	1 739 442
SWITZLD.....	-	567	567	622	-	57 133	57 133	60 428
SPAIN.....	-	9 444	9 444	10 276	-	78 904	78 904	84 747
ITALY.....	-	21 955	22 055	22 643	-	166 289	165 974	174 922
JAPAN.....	-	2 695	2 695	2 822	-	97 773	97 773	100 617
OTH CTY.....	-	-	-	-	-	4 894	4 894	5 259
TOTAL.....	-	717 672	729 818	757 006	-	3 478 344	3 568 526	3 700 066
7183930	BAKERY MACHINERY AND PARTS							
CANADA.....	-	88 091	88 898	89 283	-	307 324	311 778	312 385
ARGENT.....	-	-	-	-	-	22 063	22 063	23 518
SWEDEN.....	-	-	-	-	-	6 997	6 997	8 354
DENMARK.....	-	3 683	3 683	3 730	-	41 526	40 909	43 197
U KING.....	-	5 551	5 550	6 004	-	110 621	110 637	118 607
NETHLDs.....	-	5 636	5 636	6 856	-	306 197	305 751	329 403
BELGIUM.....	-	1 660	1 660	1 850	-	20 105	20 105	20 804
FRANCE.....	-	973	973	1 162	-	210 509	200 530	216 129
W GERM.....	-	228 745	228 745	236 767	-	1 768 420	1 768 313	1 831 435
AUSTRIA.....	-	2 735	2 735	2 877	-	167 264	167 264	175 659
SWITZLD.....	-	43 181	42 754	44 170	-	234 620	232 413	240 724
SPAIN.....	-	17 846	17 846	19 654	-	172 701	172 702	188 011
ITALY.....	-	10 067	10 067	11 882	-	146 424	146 424	160 155
ISRAEL.....	-	-	-	-	-	49 484	49 524	55 367
JAPAN.....	-	-	-	-	-	30 427	30 427	32 000
OTH CTY.....	-	2 783	2 783	3 073	-	8 438	8 400	9 572
TOTAL.....	-	410 951	411 330	427 308	-	3 603 120	3 594 237	3 765 320
7183940	MACHINERY FOR PREPARING AND PROCESSING FRUITS AND VEGETABLES, AND PARTS							
CANADA.....	-	-	-	-	-	19 150	19 322	19 322
SWEDEN.....	-	4 739	4 739	4 946	-	17 430	17 430	18 122
U KING.....	-	-	-	-	-	11 130	11 130	12 256
FRANCE.....	-	-	-	-	-	188 776	188 776	197 908
W GERM.....	-	1 446	1 446	1 499	-	28 190	28 337	30 363
AUSTRIA.....	-	-	-	-	-	15 165	15 165	16 608
SWITZLD.....	-	-	-	-	-	80 768	80 768	83 310
ITALY.....	-	8 243	8 243	9 118	-	23 423	23 423	26 615
OTH CTY.....	-	-	-	-	-	4 473	4 473	5 128
TOTAL.....	-	14 428	14 428	15 563	-	388 505	388 824	409 632
7183950	MACHINERY, CHOCOLATE AND CONFECTIONERY, AND PARTS							
CANADA.....	-	46 500	46 717	46 717	-	52 623	52 867	53 077
DENMARK.....	-	-	-	-	-	620 320	620 320	640 420
U KING.....	-	39 456	39 456	41 925	-	68 083	68 082	72 015
NETHLDs.....	-	37 783	37 783	38 618	-	397 084	392 641	411 040
W GERM.....	-	21 272	20 705	21 876	-	350 479	345 829	360 690
SWITZLD.....	-	1 109	1 068	1 168	-	328 316	303 689	337 630
ITALY.....	-	-	-	-	-	24 605	24 605	25 908
AUSTRAL.....	-	9 085	9 085	9 386	-	24 796	24 796	26 415
OTH CTY.....	-	4 970	5 520	5 376	-	13 191	13 741	14 211
TOTAL.....	-	160 175	160 334	165 066	-	1 879 497	1 846 570	1 941 406
7183960	MACHINERY FOR PREPARING & MANUFACTURING FOOD OR DRINK, NES, AND PARTS							
CANADA.....	-	70 023	70 778	70 832	-	339 931	343 320	343 802
MEXICO.....	-	2 272	2 213	2 213	-	115 769	111 328	111 335
BELIZE.....	-	11 000	11 000	11 344	-	11 000	11 000	11 344
SWEDEN.....	-	62 281	62 283	64 926	-	191 287	191 919	199 584
DENMARK.....	-	13 974	13 974	14 961	-	136 868	128 875	134 423
U KING.....	-	117 127	116 340	120 485	-	211 606	210 883	222 767
NETHLDs.....	-	2 020	2 020	2 120	-	130 615	130 667	135 068

Table 2. Schedule A Commodity by Country of Origin,
Customs Value, F.a.s. and C.i.f.—Continued

(For information on coverage, definitions of Customs, f.a.s., and c.i.f. values, see Explanation of Statistics. Shipments valued less than \$251 are shown only under Schedule A commodity number 990.0000 and excluded from all other commodities. OTH CTY represents total for countries averaging under \$1,000 per month based on Customs Value)

Country of origin	Schedule A commodity number, description and unit of quantity							
	Current month				Cumulative, January to date			
	Net quantity	Value (dollars)			Net quantity	Value (dollars)		
Customs		F.a.s.	C.i.f.	Customs		F.a.s.	C.i.f.	
FRANCE.....	-	14 684	14 684	15 245	-	69 180	69 180	77 766
W GERM.....	-	716 773	716 832	741 548	-	3 046 671	3 046 275	3 146 806
AUSTRIA.....	-	2 855	2 855	3 392	-	74 115	74 044	82 886
SWITZLD.....	-	82 809	67 478	70 920	-	1 628 323	1 327 995	1 394 282
SPAIN.....	-	-	-	-	-	6 791	6 791	7 263
ITALY.....	-	179 369	179 369	193 802	-	530 919	531 101	574 961
SINGAPR.....	-	-	-	-	-	5 471	5 471	6 031
HG KONG.....	-	4 267	4 267	4 487	-	5 443	5 443	5 866
CHINA T.....	-	66 535	66 535	72 986	-	83 562	83 562	91 093
JAPAN.....	-	21 202	20 017	23 643	-	190 776	188 738	206 643
AUSTRAL.....	-	9 682	9 682	10 689	-	36 219	36 219	38 632
OTH CTY.....	-	2 819	2 819	3 471	-	11 748	11 748	13 184
TOTAL.....	-	1 379 692	1 363 146	1 427 064	-	6 827 294	6 514 559	6 803 736
7184000	CONSTRUCTION & MINING MACHINERY INCLUDING EXTRACTING, ETC, MECH SHOVELS, SCRAPERS & DOZERS							
CANADA.....	-	6 019 258	5 989 008	6 100 205	-	26 513 240	26 403 232	26 783 234
MEXICO.....	-	281 330	281 619	281 619	-	1 994 821	1 975 896	1 976 023
ARGENT.....	-	-	-	-	-	196 512	196 512	205 329
SWEDEN.....	-	510 385	510 386	533 311	-	2 050 943	2 011 252	2 150 940
FINLAND.....	-	6 748	7 237	7 655	-	46 441	47 262	48 364
DENMARK.....	-	2 085	2 085	2 134	-	121 330	120 871	131 171
U KING.....	-	3 350 788	3 323 753	3 552 306	-	13 260 690	13 190 386	14 248 451
NETHLD.....	-	7 395	7 395	9 269	-	124 518	133 632	142 439
BELGIUM.....	-	800 531	797 147	835 529	-	4 154 660	4 139 437	4 395 914
FRANCE.....	-	3 405 915	3 411 505	3 604 646	-	16 331 123	16 285 214	17 291 159
W GERM.....	-	5 372 367	5 373 225	5 576 631	-	24 594 312	24 439 883	25 546 523
AUSTRIA.....	-	370 200	370 200	380 175	-	1 368 785	1 370 544	1 409 860
SWITZLD.....	-	3 002	3 002	3 229	-	51 364	52 853	53 676
USSR.....	-	39 907	39 907	48 000	-	39 907	39 907	48 000
SPAIN.....	-	28 511	23 289	24 523	-	98 001	90 141	95 721
PORTUGL.....	-	12 277	12 277	13 146	-	26 402	26 205	28 390
ITALY.....	-	721 627	660 604	772 130	-	4 525 010	4 248 036	4 860 117
SINGAPR.....	-	-	-	-	-	19 586	19 586	19 788
KOR REP.....	-	-	-	-	-	70 352	70 352	77 322
CHINA T.....	-	48 117	48 117	51 977	-	676 048	676 048	725 299
JAPAN.....	-	4 322 176	4 052 612	4 569 683	-	17 613 102	16 982 266	18 676 293
AUSTRAL.....	-	17 563	17 599	20 080	-	209 987	210 023	236 389
REP SAF.....	-	7 533	7 533	8 918	-	89 674	88 540	100 398
OTH CTY.....	-	886	886	938	-	3 136	3 136	4 151
TOTAL.....	-	25 328 601	24 939 386	26 396 104	-	114 179 944	112 821 214	119 254 951
7185120	MACHINES FOR SORTING, WASHING, CRUSHING, ETC MINERAL SUBSTANCES IN SOLID FORM (NO)							
CANADA.....	3	26 797	26 906	26 906	139	782 793	779 174	787 466
SWEDEN.....	1	4 073	4 073	4 656	8	115 355	115 968	119 384
U KING.....	21	217 511	217 576	234 471	99	631 471	632 943	688 338
IRELAND.....	44	11 744	11 751	13 330	44	11 744	11 751	13 330
NETHLD.....	1	2 422	2 422	2 786	2	17 404	17 404	18 201
FRANCE.....	50	5 244	5 244	5 433	70	7 819	7 819	8 134
W GERM.....	50	371 244	355 735	388 735	190	1 709 258	1 704 781	1 797 089
SWITZLD.....	13	17 756	17 756	19 147	15	20 454	20 454	22 034
ITALY.....	-	-	-	-	4	10 570	10 570	12 854
JAPAN.....	1	16 550	16 550	17 901	10	318 834	318 834	338 511
AUSTRAL.....	-	-	-	-	3	18 801	18 801	20 097
OTH CTY.....	10	1 652	1 652	1 930	10	1 652	1 652	1 930
TOTAL.....	194	674 993	659 665	715 295	594	3 645 831	3 640 151	3 827 368
7185140	PARTS OF MACHINERY FOR SORTING, WASHING, CRUSHING, ETC MINERAL SUBSTANCES IN SOLID FORM							
CANADA.....	-	425 520	431 175	431 404	-	2 705 502	2 697 461	2 710 444
SWEDEN.....	-	21 484	21 484	22 425	-	244 779	243 731	251 913
NORWAY.....	-	-	-	-	-	34 096	34 096	35 427
DENMARK.....	-	11 075	11 075	12 362	-	51 643	51 643	56 442
U KING.....	-	69 478	70 085	78 032	-	788 306	788 913	853 082
NETHLD.....	-	130 076	130 076	131 922	-	292 674	292 674	300 755
BELGIUM.....	-	-	-	-	-	6 806	6 806	7 290
FRANCE.....	-	5 371	5 371	5 447	-	71 295	71 193	74 088
W GERM.....	-	20 606	20 621	21 592	-	272 731	272 739	290 226
AUSTRIA.....	-	-	-	-	-	314 376	314 375	331 340
SWITZLD.....	-	386	386	399	-	14 035	14 950	15 668
SPAIN.....	-	7 778	7 778	8 165	-	11 922	11 922	12 464
ITALY.....	-	113 442	113 442	132 732	-	144 845	144 845	167 240
SINGAPR.....	-	6 189	6 189	6 344	-	87 858	87 979	89 102
PHIL R.....	-	-	-	-	-	55 105	55 105	58 995
CHINA T.....	-	-	-	-	-	153 948	153 948	164 393
JAPAN.....	-	35 712	31 752	37 372	-	281 662	274 400	298 083
AUSTRAL.....	-	18 470	18 470	18 697	-	47 395	47 395	48 881
REP SAF.....	-	-	-	-	-	42 254	42 254	47 497
OTH CTY.....	-	272	279	367	-	6 174	6 254	7 061
TOTAL.....	-	865 859	868 183	907 260	-	5 627 406	5 612 683	5 820 391
7185160	MACHINES FOR MOLDING & FORMING MINERAL MATERIALS INCL FORMG SAND FNDRY MOLDS, & PARTS							
CANADA.....	-	243 366	245 106	245 150	-	1 427 815	1 432 488	1 436 632
MEXICO.....	-	13 454	13 454	13 454	-	94 303	94 303	94 303
COLOMB.....	-	-	-	-	-	17 189	17 163	18 439
SWEDEN.....	-	15 829	15 482	16 575	-	367 125	367 408	386 522
DENMARK.....	-	110 307	110 262	118 100	-	1 262 872	1 262 828	1 308 782
U KING.....	-	224 544	227 367	240 272	-	955 161	963 353	1 032 206

Table 2. Schedule A Commodity by Country of Origin,
Customs Value, F.a.s. and C.i.f.—Continued

(For information on coverage, definitions of Customs, f.a.s., and c.i.f. values, see Explanation of Statistics. Shipments valued less than \$251 are shown only under Schedule A commodity number 990.0000 and excluded from all other commodities. OTH CTY represents total for countries averaging under \$1,000 per month based on Customs Value)

Country of origin	Schedule A commodity number, description and unit of quantity							
	Current month				Cumulative, January to date			
	Net quantity	Value (dollars)			Net quantity	Value (dollars)		
Customs		F.a.s.	C.i.f.	Customs		F.a.s.	C.i.f.	
IRELAND.....	-	-	-	-	-	16 850	16 849	20 106
NETHLS.....	-	4 907	4 907	5 125	-	141 972	141 972	146 919
BELGIUM.....	-	53 770	53 770	55 271	-	92 548	92 548	98 029
FRANCE.....	-	2 107	2 107	2 389	-	150 502	150 513	156 119
W GERM.....	-	448 246	448 246	458 143	-	1 847 480	1 838 702	1 899 988
AUSTRIA.....	-	41 877	41 877	46 352	-	132 136	130 910	144 608
SWITZLD.....	-	-	-	-	-	203 908	203 908	216 257
ITALY.....	-	415	415	519	-	123 924	124 334	136 429
JAPAN.....	-	78 116	78 039	88 004	-	298 805	293 927	330 569
AUSTRAL.....	-	-	-	-	-	12 000	12 000	12 946
OTH CTY.....	-	410	410	469	-	1 391	1 391	1 872
TOTAL.....	-	1 237 348	1 241 442	1 289 823	-	7 145 981	7 144 597	7 440 726
7185200	MACHINES, GLASS-WORKING, EXCEPT WORKING IN THE COLD, INCL LAMP & TUBE ASSEMBLING, & PTS							
CANADA.....	-	22 715	23 401	23 401	-	81 752	83 377	83 480
MEXICO.....	-	-	-	-	-	6 045	6 045	6 206
BRAZIL.....	-	11 143	11 143	11 509	-	11 143	11 143	11 509
SWEDEN.....	-	354 287	354 370	360 134	-	826 801	830 874	860 730
FINLAND.....	-	-	-	-	-	79 551	79 551	87 541
U KING.....	-	59 232	60 531	62 569	-	341 638	343 077	354 426
NETHLS.....	-	1 039 924	1 039 924	1 049 157	-	1 965 825	1 965 825	1 984 876
BELGIUM.....	-	121 414	121 437	123 224	-	1 179 851	1 179 909	1 263 660
FRANCE.....	-	81 774	81 774	83 598	-	752 045	752 045	769 992
W GERM.....	-	85 029	85 035	86 452	-	283 725	270 834	295 988
ITALY.....	-	2 760	2 760	3 068	-	126 816	126 816	133 402
JAPAN.....	-	9 746	9 746	10 132	-	83 322	83 323	88 940
OTH CTY.....	-	6 867	6 867	7 245	-	12 885	12 885	13 629
TOTAL.....	-	1 794 891	1 796 988	1 820 489	-	5 751 399	5 745 703	5 954 379
7191100	PRODUCER GAS AND WATER GAS GENRTRS, W OR W/O PURIFIERS ACETYLENE A OTH GAS GENRTRS A PTS							
CANADA.....	-	40 599	40 804	40 804	-	159 207	161 292	161 292
U KING.....	-	54 358	54 358	61 708	-	202 514	202 514	227 709
W GERM.....	-	3 125	3 125	3 203	-	23 080	23 080	26 185
OTH CTY.....	-	877	877	1 026	-	1 915	1 915	2 114
TOTAL.....	-	98 959	99 164	106 741	-	386 716	388 801	417 300
7191300	FURNACE BURNERS, MECHANICAL STOKERS, ETC, AND PARTS							
CANADA.....	-	20 066	20 307	20 307	-	328 883	332 713	332 779
MEXICO.....	-	-	-	-	-	545 782	545 782	609 754
SWEDEN.....	-	-	-	-	-	5 128	5 128	5 347
U KING.....	-	25 635	25 635	26 275	-	252 294	252 294	267 821
NETHLS.....	-	36 793	36 793	39 934	-	36 793	36 793	39 934
W GERM.....	-	28 481	28 481	28 997	-	52 976	52 985	54 987
SWITZLD.....	-	-	-	-	-	6 463	6 492	6 737
INDIA.....	-	1 791	1 791	2 400	-	21 320	21 320	26 508
KOR REP.....	-	-	-	-	-	130 363	130 363	148 229
CHINA T.....	-	-	-	-	-	15 369	15 369	17 853
JAPAN.....	-	-	-	-	-	58 457	58 457	66 774
OTH CTY.....	-	4 038	4 038	4 548	-	6 147	6 147	6 810
TOTAL.....	-	116 804	117 045	122 461	-	1 459 975	1 463 843	1 581 533
7191400	INDUSTRIAL AND LABORATORY FURNACES AND OVENS, NON-ELECTRIC, AND PARTS THEREOF							
CANADA.....	-	415 037	418 550	418 646	-	1 319 704	1 328 104	1 329 135
BOLIVIA.....	-	-	-	-	-	5 273	5 273	5 684
SWEDEN.....	-	29 233	29 233	31 639	-	51 280	51 280	56 650
FINLAND.....	-	40 890	40 890	42 136	-	40 890	40 890	42 136
U KING.....	-	317 754	317 804	362 585	-	397 050	397 100	447 199
NETHLS.....	-	134 680	134 680	202 305	-	355 723	355 723	456 874
BELGIUM.....	-	168 352	168 352	184 615	-	369 998	369 998	397 079
FRANCE.....	-	-	-	-	-	351 302	351 302	374 262
W GERM.....	-	60 754	60 779	63 716	-	1 735 881	1 735 949	1 986 352
ITALY.....	-	2 157 817	2 157 817	2 269 826	-	2 157 817	2 157 817	2 269 826
ISRAEL.....	-	-	-	-	-	37 312	37 312	44 332
JAPAN.....	-	-	-	-	-	18 714	17 954	19 795
OTH CTY.....	-	-	-	-	-	6 404	6 404	7 024
TOTAL.....	-	3 324 517	3 328 105	3 575 468	-	6 847 348	6 855 106	7 436 348
7191810	AIR-COND MACH, COMPR A MOTOR-DRVN FAN A ELEMNTS FOR CHNGNG THE TEMP A HUM OF AIR, A PTS							
CANADA.....	-	1 197 134	1 176 864	1 206 320	-	5 703 076	5 674 330	5 742 530
MEXICO.....	-	639 695	647 003	647 003	-	1 694 900	1 709 836	1 709 836
BRAZIL.....	-	-	-	-	-	111 231	111 231	118 987
ARGENT.....	-	-	-	-	-	6 875	6 875	7 459
SWEDEN.....	-	814 792	800 209	830 975	-	2 813 290	2 755 289	2 887 555
U KING.....	-	39 057	38 180	38 687	-	275 157	278 166	284 491
FRANCE.....	-	8 460	8 480	8 539	-	60 282	60 032	66 559
W GERM.....	-	67 826	67 825	70 142	-	448 208	446 275	465 691
SWITZLD.....	-	4 917	4 917	5 152	-	11 302	11 302	12 451
HG KONG.....	-	5 790	5 790	5 943	-	15 135	15 135	16 178
JAPAN.....	-	819 032	819 032	897 041	-	2 372 553	2 372 704	2 550 064
OTH CTY.....	-	4 028	4 028	4 500	-	12 699	12 699	15 654
TOTAL.....	-	3 600 731	3 572 328	3 714 302	-	13 524 708	13 453 874	13 877 455
7191820	AIR-CONDITIONERS, AUTOMOTIVE, CANADIAN ARTICLE, APTA							
CANADA.....	-	123 895	124 087	124 087	-	640 272	650 017	650 017
TOTAL.....	-	123 895	124 087	124 087	-	640 272	650 017	650 017

Table 2. Schedule A Commodity by Country of Origin, Customs Value, F.a.s. and C.i.f.—Continued

(For information on coverage, definitions of Customs, f.a.s., and c.i.f. values, see Explanation of Statistics. Shipments valued less than \$251 are shown only under Schedule A commodity number 990.0000 and excluded from all other commodities. OTH CTY represents total for countries averaging under \$1,000 per month based on Customs Value)

Country of origin	Schedule A commodity number, description and unit of quantity							
	Net quantity	Current month			Net quantity	Cumulative, January to date		
		Value (dollars)				Value (dollars)		
	Customs	F.a.s.	C.i.f.	Customs	F.a.s.	C.i.f.		
7191900	IND MACH A LAB EQUIP FOR TREATMENT OF MATERIALS BY A PROCESS INVOLVING TEMP CHANGE, A PTS							
CANADA.....	-	1 512 598	1 500 948	1 500 960	-	7 421 674	7 418 587	7 363 209
MEXICO.....	-	-	-	-	-	15 121	15 421	15 714
SWEDEN.....	-	297 165	296 354	320 861	-	1 499 087	1 496 875	1 562 071
NORWAY.....	-	-	-	-	-	171 658	171 658	178 912
FINLAND.....	-	480 855	480 855	536 716	-	498 461	498 461	555 067
DENMARK.....	-	26 975	26 516	28 667	-	761 306	752 735	805 668
U KING.....	-	876 999	646 735	919 235	-	4 561 118	3 561 439	4 603 642
IRELAND.....	-	-	-	-	-	15 544	15 544	16 252
NETHLDs.....	-	48 159	46 606	48 420	-	1 491 707	1 482 711	1 547 486
BELGIUM.....	-	111 332	111 332	117 069	-	327 882	307 886	330 809
FRANCE.....	-	1 240 934	1 240 934	1 290 149	-	5 507 876	5 515 874	5 601 062
W GERM.....	-	771 031	766 914	804 602	-	11 382 894	11 395 515	12 215 675
SWITZLD.....	-	216 499	212 834	221 634	-	1 888 725	1 880 542	1 956 151
SPAIN.....	-	24 003	24 003	25 258	-	117 094	117 094	125 502
ITALY.....	-	1 371 184	1 371 184	1 666 150	-	4 342 624	4 321 829	4 965 154
YUGOSLV.....	-	33 000	33 225	33 225	-	33 000	33 225	33 225
CHINA T.....	-	-	-	-	-	100 131	100 131	115 406
JAPAN.....	-	101 724	101 724	109 543	-	3 979 586	3 967 160	4 340 263
AUSTRAL.....	-	-	-	-	-	29 777	29 731	31 092
REP SAF.....	-	-	-	-	-	122 825	122 825	132 760
OTH CTY.....	-	547	547	552	-	2 375	2 375	2 707
TOTAL.....	-	7 113 005	6 860 711	7 623 041	-	44 270 465	43 207 618	46 918 027
7192110	FUEL INJECTION PUMPS FOR COMPRESSION-IGNITION ENGINES, AND PARTS							
CANADA.....	-	2 890	2 898	2 965	-	28 783	28 957	29 113
MEXICO.....	-	9 632	9 632	9 703	-	29 286	29 286	29 865
SWEDEN.....	-	653	604	627	-	7 874	7 749	8 224
U KING.....	-	275 908	276 110	284 863	-	1 636 016	1 612 110	1 675 516
NETHLDs.....	-	1 532 319	1 532 311	1 544 578	-	4 166 992	4 143 381	4 177 830
FRANCE.....	-	65 717	65 715	66 799	-	221 661	221 653	226 275
W GERM.....	-	2 434 264	2 434 190	2 486 859	-	10 009 156	10 008 605	10 350 330
AUSTRIA.....	-	-	-	-	-	6 220	6 220	6 671
SWITZLD.....	-	49 700	49 700	50 785	-	89 495	89 496	91 422
ESTONIA.....	-	-	-	-	-	47 281	47 281	48 004
POLAND.....	-	14 014	14 014	14 218	-	65 248	65 248	66 250
SPAIN.....	-	13 617	13 655	13 839	-	17 651	17 689	18 014
ITALY.....	-	443 953	443 961	449 806	-	1 734 240	1 712 721	1 740 291
INDIA.....	-	3 718	3 717	3 742	-	15 130	15 143	15 284
JAPAN.....	-	70 030	69 705	71 836	-	623 587	619 501	636 536
OTH CTY.....	-	3 746	3 746	3 976	-	15 713	15 478	17 144
TOTAL.....	-	4 920 161	4 919 958	5 004 596	-	18 714 333	18 640 518	19 136 769
7192130	PUMPS FOR LIQUIDS, NES, INCLUDING SUBMRSB PUMPS AND PUMPS FITTED WITH MEASURING DEVICES (NO)							
CANADA.....	40 507	924 375	863 933	920 369	329 847	4 805 027	4 458 205	4 749 511
MEXICO.....	2 296	35 240	35 343	36 579	8 814	63 497	64 027	68 378
BRAZIL.....	15 005	34 614	34 613	38 228	30 218	83 161	82 339	87 781
SWEDEN.....	4 588	275 087	273 266	285 283	51 390	1 951 328	1 887 926	2 015 180
NORWAY.....	5	2 072	2 072	2 213	41	129 107	129 107	131 796
FINLAND.....	2	14 333	14 333	14 816	51	21 503	21 503	23 025
DENMARK.....	63	15 941	15 941	16 803	1 913	78 053	77 822	82 056
U KING.....	32 541	1 143 057	1 107 112	1 233 830	237 153	6 688 753	6 640 060	7 330 405
IRELAND.....	180	85 693	81 394	83 715	1 388	219 285	214 986	221 980
NETHLDs.....	206	4 023	4 027	4 194	363	70 486	70 596	73 875
BELGIUM.....	216	15 326	8 563	16 288	1 928	55 910	48 872	60 388
FRANCE.....	4 126	165 597	161 189	170 900	30 001	946 830	935 764	983 915
W GERM.....	38 718	1 007 068	951 428	1 041 214	257 444	5 983 070	5 721 079	6 294 737
AUSTRIA.....	3	26 903	26 903	29 209	280	42 167	42 415	45 996
SWITZLD.....	24	26 033	26 027	28 189	2 093	319 657	319 022	336 437
POLAND.....	43	6 549	6 549	7 107	44	7 371	7 371	7 930
SPAIN.....	456	84 825	84 825	94 485	3 354	279 667	279 652	302 883
PORTUGL.....	-	-	-	-	-	84 612	165 735	185 458
ITALY.....	4 826	122 308	121 821	140 823	29 742	699 525	672 763	759 757
ROMANIA.....	1 055	43 660	43 660	44 687	1 580	62 869	62 869	64 120
INDIA.....	10	490	490	665	709	26 868	26 907	27 494
KOR REP.....	-	-	-	-	24 496	12 625	13 280	15 131
HG KONG.....	30 804	23 338	23 439	26 483	170 611	148 068	147 929	170 046
CHINA T.....	1	454	454	521	60 773	45 049	45 963	48 627
JAPAN.....	34 432	667 046	662 978	701 060	874 816	3 854 076	3 809 025	4 039 698
AUSTRAL.....	73	65 334	65 334	70 468	288	295 838	295 884	318 303
N ZEAL.....	69	73 251	73 251	78 262	501	101 867	101 867	109 123
REP SAF.....	1	695	695	759	3	5 152	5 152	5 573
OTH CTY.....	49	2 800	2 283	2 569	923	7 689	7 172	8 272
TOTAL.....	210 299	4 866 112	4 691 923	5 089 719	2 205 376	27 170 233	26 355 292	28 567 877
7192140	PARTS OF PUMPS FOR LIQUIDS							
CANADA.....	-	947 801	917 990	940 295	-	5 162 135	5 045 695	5 156 015
MEXICO.....	-	96 730	99 796	100 636	-	284 096	289 837	292 262
COLOMB.....	-	3 376	3 376	3 649	-	30 237	30 240	33 519
CHILE.....	-	14 459	14 459	14 819	-	87 309	87 309	89 411
BRAZIL.....	-	54 297	54 297	61 441	-	89 743	89 413	101 671
ARGENT.....	-	-	-	-	-	13 350	13 350	13 788
SWEDEN.....	-	881 863	881 924	915 309	-	1 962 008	1 965 211	2 061 881
NORWAY.....	-	4 640	4 640	4 961	-	10 814	10 814	11 497
DENMARK.....	-	3 272	3 272	4 581	-	17 308	17 308	19 508
U KING.....	-	375 613	376 693	391 900	-	2 176 791	2 181 180	2 300 527

Table 2. **Schedule A Commodity by Country of Origin, Customs Value, F.a.s. and C.i.f.—Continued**

(For information on coverage, definitions of Customs, f.a.s., and c.i.f. values, see Explanation of Statistics. Shipments valued less than \$251 are shown only under Schedule A commodity number 990.0000 and excluded from all other commodities. OTH CTY represents total for countries averaging under \$1,000 per month based on Customs Value)

Country of origin	Schedule A commodity number, description and unit of quantity							
	Current month			Cumulative, January to date				
	Net quantity	Value (dollars)			Net quantity	Value (dollars)		
Customs		F.a.s.	C.i.f.	Customs		F.a.s.	C.i.f.	
NETHLDS.....	-	26 105	26 105	28 306	-	54 202	54 202	58 756
BELGIUM.....	-	53 274	53 274	56 800	-	481 589	481 591	505 798
FRANCE.....	-	33 004	33 016	36 282	-	847 089	846 576	872 997
W GERM.....	-	279 118	277 477	291 198	-	3 887 074	3 860 437	3 988 977
AUSTRIA.....	-	3 725	3 725	4 040	-	31 058	31 058	33 242
SWITZLD.....	-	55 727	55 727	57 899	-	164 125	164 062	171 862
SPAIN.....	-	24 761	24 761	28 016	-	158 096	158 094	191 605
ITALY.....	-	35 534	35 267	37 200	-	178 334	178 715	187 222
LEBANON.....	-	23 250	21 490	21 833	-	23 250	21 490	21 833
INDIA.....	-	66 814	66 809	82 654	-	192 996	192 992	239 123
KOR REP.....	-	-	-	-	-	83 956	83 856	96 342
CHINA T.....	-	-	-	-	-	13 118	13 134	14 434
JAPAN.....	-	611 570	603 942	625 438	-	1 874 215	1 850 370	1 958 615
AUSTRAL.....	-	49 313	49 313	53 924	-	164 612	164 648	180 963
N ZEAL.....	-	635	635	637	-	6 556	6 556	7 009
REP SAF.....	-	74 204	74 204	77 980	-	78 892	78 892	83 749
OTH CTY.....	-	5 298	5 298	6 441	-	15 675	15 675	18 235
TOTAL.....	-	3 724 383	3 687 490	3 846 239	-	18 088 628	17 932 705	18 710 861
7192150	PUMPS FOR LIQUIDS, NES, CANADIAN ARTICLE APTA							
CANADA.....	-	1 054 752	1 071 355	1 072 606	-	4 606 540	4 658 056	4 651 705
TOTAL.....	-	1 054 752	1 071 355	1 072 606	-	4 606 540	4 658 056	4 651 705
7192220	FANS AND BLOWERS AND PARTS							
CANADA.....	-	1 609 228	1 626 355	1 626 678	-	7 511 950	7 596 800	7 610 480
MEXICO.....	-	74 685	74 685	74 685	-	304 928	304 986	304 926
SWEDEN.....	-	53 537	53 331	55 327	-	178 970	182 837	186 908
FINLAND.....	-	401	401	424	-	7 973	8 261	8 160
DENMARK.....	-	3 703	3 703	3 965	-	68 985	69 566	71 544
U KING.....	-	116 728	109 919	125 920	-	1 264 688	1 234 035	1 312 390
NETHLDS.....	-	9 685	9 685	9 685	-	90 005	90 014	93 119
BELGIUM.....	-	1 546	1 546	1 659	-	9 672	9 609	10 674
FRANCE.....	-	67 718	67 720	72 118	-	492 719	491 173	512 383
W GERM.....	-	1 115 293	1 110 729	1 190 830	-	5 953 115	5 940 013	6 334 696
SWITZLD.....	-	865	865	892	-	92 571	91 608	96 041
ITALY.....	-	11 825	11 037	13 888	-	54 429	49 514	61 675
ISRAEL.....	-	-	-	-	-	8 994	8 994	11 289
INDIA.....	-	-	-	-	-	11 047	11 047	12 041
HG KONG.....	-	8 846	9 227	10 294	-	106 984	106 064	116 062
CHINA T.....	-	828	828	1 076	-	60 208	59 749	65 401
JAPAN.....	-	68 200	68 912	73 402	-	670 585	674 545	718 941
AUSTRAL.....	-	306	306	521	-	6 762	6 762	7 770
OTH CTY.....	-	3 615	3 615	3 760	-	9 502	9 428	11 819
TOTAL.....	-	3 147 009	3 152 864	3 265 124	-	16 904 087	16 945 005	17 546 319
7192240	COMPRESSORS, INCLUDING COMPRESSORS FOR REFRIGERATION AND AIR-CONDITIONING (NO)							
CANADA.....	6 361	191 648	186 580	194 490	21 253	1 437 269	1 431 113	1 447 428
SWEDEN.....	40	13 829	13 829	14 198	140	134 958	126 553	140 419
DENMARK.....	296	15 511	15 511	16 789	1 455	59 928	59 928	62 684
U KING.....	391	67 400	66 281	71 322	4 277	1 051 397	1 047 346	1 098 752
NETHLDS.....	6	510	510	526	23	86 877	86 877	89 445
BELGIUM.....	44	321 360	321 360	330 867	308	3 055 368	2 806 439	3 201 278
FRANCE.....	25	29 448	29 474	31 068	531	110 764	104 440	110 434
W GERM.....	8 328	262 457	257 758	265 555	41 074	2 758 850	2 751 612	2 826 999
AUSTRIA.....	-	-	-	-	184	289 115	286 180	296 141
SWITZLD.....	3	74 450	74 450	75 795	8	151 449	148 974	152 873
ITALY.....	62 482	1 409 099	1 409 113	1 475 568	141 655	3 165 639	3 159 326	3 310 412
ISRAEL.....	-	-	-	-	15	5 150	5 150	5 199
CHINA T.....	-	-	-	-	895	39 971	39 971	44 716
JAPAN.....	17 110	469 840	469 840	488 190	197 240	6 217 417	6 225 852	6 429 765
OTH CTY.....	51	2 430	2 203	2 465	175	10 431	10 204	11 787
TOTAL.....	95 137	2 857 982	2 846 909	2 966 833	409 233	18 574 583	18 289 965	19 228 332
7192260	PARTS OF COMPRESSORS							
CANADA.....	-	441 335	442 410	443 723	-	1 835 214	1 813 740	1 827 801
MEXICO.....	-	1 383	1 383	1 383	-	151 339	151 979	154 406
BRAZIL.....	-	-	-	-	-	110 172	85 085	95 297
SWEDEN.....	-	18 863	18 876	21 869	-	176 780	174 608	191 916
FINLAND.....	-	30 348	30 348	31 291	-	52 780	52 780	54 149
DENMARK.....	-	14 026	14 026	14 859	-	18 116	18 116	20 303
U KING.....	-	340 622	336 968	355 140	-	2 955 782	2 940 490	3 111 652
NETHLDS.....	-	20 444	20 444	21 366	-	90 366	90 323	93 150
BELGIUM.....	-	70 762	70 778	73 677	-	818 626	777 228	857 676
FRANCE.....	-	56 640	56 640	63 242	-	705 283	705 454	753 043
W GERM.....	-	146 118	146 090	150 205	-	1 050 002	1 049 976	1 079 501
AUSTRIA.....	-	291 805	281 386	298 177	-	804 306	794 759	845 593
SWITZLD.....	-	221 057	204 149	214 666	-	560 657	543 673	559 728
PORTUGL.....	-	24 054	21 934	25 024	-	83 986	81 866	90 799
ITALY.....	-	98 304	98 304	101 568	-	531 006	531 006	557 577
ISRAEL.....	-	-	-	-	-	21 623	21 623	22 162
INDIA.....	-	-	-	-	-	14 082	14 082	18 017
JAPAN.....	-	255 682	253 540	266 513	-	1 554 849	1 504 205	1 612 419
AUSTRAL.....	-	9 423	9 423	10 156	-	29 843	29 843	32 350
OTH CTY.....	-	446	446	865	-	8 934	8 737	10 664
TOTAL.....	-	2 041 312	2 007 145	2 093 724	-	11 573 746	11 389 573	11 988 203

Table 2. Schedule A Commodity by Country of Origin,
Customs Value, F.a.s. and C.i.f.—Continued

(For information on coverage, definitions of Customs, f.a.s., and c.i.f. values, see Explanation of Statistics. Shipments valued less than \$251 are shown only under Schedule A commodity number 990.0000 and excluded from all other commodities. OTH CTY represents total for countries averaging under \$1,000 per month based on Customs Value)

Country of origin	Schedule A commodity number, description and unit of quantity							
	Current month				Cumulative, January to date			
	Net quantity	Value (dollars)			Net quantity	Value (dollars)		
Customs		F.a.s.	C.i.f.	Customs		F.a.s.	C.i.f.	
7192270	COMPRESSORS AND PARTS, CANADIAN ARTICLE APTA							
CANADA.....	-	214 409	215 141	215 141	-	894 271	903 348	903 442
TOTAL.....	-	214 409	215 141	215 141	-	894 271	903 348	903 442
7192280	PUMPS, AIR AND VACUUM, AND PARTS							
CANADA.....	-	198 619	187 496	199 973	-	1 063 273	959 895	1 070 010
SWEDEN.....	-	129 738	109 040	131 486	-	419 314	351 150	426 321
NORWAY.....	-	1 757	1 757	1 803	-	20 251	20 251	20 662
U KING.....	-	105 422	91 483	110 981	-	850 245	703 251	887 377
IRELAND.....	-	32 734	32 734	34 629	-	121 230	117 666	124 998
BELGIUM.....	-	789	789	817	-	6 929	6 929	7 529
FRANCE.....	-	106 994	106 687	113 340	-	900 243	900 749	948 003
W GERM.....	-	204 584	203 676	215 611	-	1 292 144	1 280 807	1 339 432
AUSTRIA.....	-	946	946	946	-	11 081	11 168	11 347
SWITZLD.....	-	3 289	3 289	3 407	-	128 033	128 033	137 590
ITALY.....	-	87 616	87 626	91 768	-	324 165	324 493	339 286
KOR REP.....	-	-	-	-	-	34 494	34 395	36 788
HG KONG.....	-	8 847	8 417	9 587	-	193 771	193 567	205 573
CHINA T.....	-	85 464	88 236	103 041	-	286 401	289 732	328 329
JAPAN.....	-	379 667	379 620	405 334	-	2 326 540	2 314 960	2 474 455
AUSTRAL.....	-	-	-	-	-	6 052	6 052	6 137
N ZEAL.....	-	410	410	581	-	185 226	185 025	195 501
OTH CTY.....	-	-	-	-	-	15 315	15 353	16 363
TOTAL.....	-	1 346 876	1 302 206	1 423 304	-	8 184 707	7 843 476	8 575 901
7192320	CENTRIFUGES, EXCEPT CREAM SEPARATORS, AND PARTS							
CANADA.....	-	15 743	15 836	15 836	-	255 796	259 050	259 109
MEXICO.....	-	53 829	46 463	46 463	-	83 971	76 346	76 346
BRAZIL.....	-	5 356	5 356	6 149	-	12 443	12 443	14 482
SWEDEN.....	-	187 239	188 525	194 768	-	1 462 514	1 493 001	1 501 524
NORWAY.....	-	-	-	-	-	13 610	13 610	13 949
DENMARK.....	-	43 296	43 296	44 139	-	510 449	510 343	523 254
U KING.....	-	101 151	101 151	106 132	-	362 738	362 749	380 046
NETHLDs.....	-	24 432	24 453	25 574	-	183 706	175 862	180 656
BELGIUM.....	-	8 410	8 335	8 619	-	62 253	76 781	78 443
FRANCE.....	-	8 766	8 766	9 032	-	44 720	44 720	47 045
W GERM.....	-	885 655	710 645	910 309	-	6 223 529	5 087 658	6 262 382
SWITZLD.....	-	1 139	1 139	1 416	-	86 935	86 935	91 054
SPAIN.....	-	-	-	-	-	87 998	87 627	90 550
ITALY.....	-	117 452	117 452	120 115	-	242 489	242 489	250 710
JAPAN.....	-	99 366	92 746	95 808	-	726 108	633 660	662 607
OTH CTY.....	-	-	-	-	-	4 248	4 248	4 858
TOTAL.....	-	1 551 834	1 364 163	1 584 360	-	10 383 507	9 167 522	10 437 015
7192340	MACHINES, FILTERING & PURIFYING, NES, AND PARTS							
CANADA.....	-	595 250	601 127	603 120	-	4 832 143	4 799 295	4 853 964
MEXICO.....	-	8 299	8 374	8 374	-	141 644	140 813	140 853
JAMAICA.....	-	-	-	-	-	110 493	110 493	115 110
SWEDEN.....	-	277 448	277 448	292 178	-	1 178 059	1 159 890	1 272 623
NORWAY.....	-	406	406	601	-	877 463	877 463	924 647
DENMARK.....	-	6 316	6 316	6 753	-	53 684	53 684	58 704
U KING.....	-	424 949	409 863	445 889	-	2 007 546	1 967 688	2 122 123
NETHLDs.....	-	12 603	12 603	13 448	-	109 988	109 988	117 018
BELGIUM.....	-	-	-	-	-	61 105	61 105	65 864
FRANCE.....	-	76 742	76 742	83 222	-	1 174 349	1 164 385	1 263 334
W GERM.....	-	157 352	157 344	169 876	-	1 529 454	1 527 939	1 621 686
SWITZLD.....	-	64 370	64 370	68 184	-	308 297	290 981	338 261
ITALY.....	-	-	-	-	-	146 848	146 848	160 574
ISRAEL.....	-	2 002	2 002	2 183	-	8 190	8 190	8 628
JAPAN.....	-	6 521	6 521	7 257	-	181 512	181 512	196 048
OTH CTY.....	-	-	-	-	-	6 687	6 904	7 799
TOTAL.....	-	1 632 258	1 623 116	1 701 085	-	12 727 462	12 607 178	13 267 638
7193120	ELEVATORS, PASSENGER, & MOVING STAIRWAYS, AND PARTS							
CANADA.....	-	227 373	225 523	235 971	-	620 977	622 519	642 491
MEXICO.....	-	-	-	-	-	24 846	24 846	27 216
BRAZIL.....	-	-	-	-	-	11 083	11 083	12 328
SWEDEN.....	-	-	-	-	-	17 725	17 725	25 113
U KING.....	-	-	-	-	-	26 780	26 780	28 000
FRANCE.....	-	3 723	3 723	4 108	-	25 716	25 716	27 447
W GERM.....	-	31 281	31 281	32 497	-	548 947	548 947	605 041
SWITZLD.....	-	1 397	1 397	1 499	-	20 226	20 226	21 741
SPAIN.....	-	-	-	-	-	25 133	25 133	29 150
HG KONG.....	-	-	-	-	-	5 007	5 007	5 203
JAPAN.....	-	115 400	115 400	131 376	-	118 403	118 423	134 710
OTH CTY.....	-	-	-	-	-	8 040	8 040	10 079
TOTAL.....	-	379 174	377 324	405 451	-	1 452 883	1 454 445	1 568 519
7193140	CONVEYORS, INCL BELT CONVEYORS, & PARTS							
CANADA.....	-	780 377	792 124	792 376	-	5 222 584	5 270 289	5 277 337
MEXICO.....	-	-	-	-	-	97 448	98 145	98 145
SWEDEN.....	-	1 608 658	1 608 658	1 654 027	-	3 855 823	3 855 823	3 986 282
FINLAND.....	-	-	-	-	-	684 562	684 562	712 528
DENMARK.....	-	-	-	-	-	27 332	27 361	29 734

Table 2. Schedule A Commodity by Country of Origin,
Customs Value, F.a.s. and C.i.f.—Continued

(For information on coverage, definitions of Customs, f.a.s., and c.i.f. values, see Explanation of Statistics. Shipments valued less than \$251 are shown only under Schedule A commodity number 990.0000 and excluded from all other commodities. OTH CTY represents total for countries averaging under \$1,000 per month based on Customs Value)

Country of origin	Schedule A commodity number, description and unit of quantity							
	Current month			Cumulative, January to date				
	Net quantity	Value (dollars)			Net quantity	Value (dollars)		
Customs		F.a.s.	C.i.f.	Customs		F.a.s.	C.i.f.	
U KING.....	-	55 733	55 733	60 927	-	507 225	508 175	557 659
NETHLDs.....	-	1 577	1 577	1 808	-	31 549	31 548	38 060
BELGIUM.....	-	-	-	-	-	15 990	15 990	16 394
FRANCE.....	-	960 482	956 349	987 119	-	3 679 855	3 675 695	3 837 838
W GERM.....	-	239 902	240 498	258 221	-	1 104 237	1 106 130	1 189 545
SWITZLD.....	-	81 661	65 682	86 950	-	953 676	792 945	986 455
ITALY.....	-	905	969	1 062	-	92 126	92 190	98 406
ISRAEL.....	-	-	-	-	-	14 095	14 095	14 588
CHINA T.....	-	-	-	-	-	38 902	38 902	43 192
JAPAN.....	-	436 187	436 187	526 490	-	513 737	513 737	610 598
N ZEAL.....	-	-	-	-	-	19 085	19 085	22 900
OTH CTY.....	-	3 306	3 306	3 634	-	8 562	8 590	9 695
TOTAL.....	-	4 168 788	4 161 083	4 372 614	-	16 866 788	16 753 262	17 529 356
7193155	HOISTS AND WINCHES, AND PARTS THEREOF							
CANADA.....	-	1 084 800	1 086 781	1 087 187	-	5 580 796	5 582 574	5 583 682
MEXICO.....	-	38 894	41 225	41 225	-	98 402	101 420	101 420
SWEDEN.....	-	45 372	45 372	51 649	-	1 063 044	1 062 289	1 161 917
NORWAY.....	-	149 392	148 117	173 121	-	534 499	529 007	641 455
FINLAND.....	-	-	-	-	-	19 851	19 851	21 984
DENMARK.....	-	4 266	4 266	4 577	-	60 156	60 156	67 067
U KING.....	-	114 816	114 960	119 389	-	868 361	869 135	906 257
NETHLDs.....	-	-	-	-	-	138 481	138 588	140 356
BELGIUM.....	-	47 222	36 165	37 183	-	198 918	157 900	162 299
FRANCE.....	-	40 230	40 260	41 403	-	67 725	67 168	69 896
W GERM.....	-	404 378	404 434	422 667	-	2 619 961	2 614 389	2 705 822
SPAIN.....	-	-	-	-	-	18 660	18 660	23 040
ITALY.....	-	14 540	14 599	18 570	-	38 663	38 722	44 115
ISRAEL.....	-	-	-	-	-	15 490	15 490	16 735
KOR REP.....	-	-	-	-	-	24 653	24 650	27 904
HG KONG.....	-	6 198	6 198	6 430	-	34 676	34 867	37 676
CHINA T.....	-	52 011	52 011	54 847	-	165 515	165 968	175 614
JAPAN.....	-	210 721	208 224	218 855	-	1 369 788	1 355 608	1 418 345
AUSTRAL.....	-	21 030	21 030	21 353	-	152 164	152 164	155 635
N ZEAL.....	-	-	-	-	-	5 020	5 020	5 220
OTH CTY.....	-	317	317	361	-	4 335	4 335	4 537
TOTAL.....	-	2 234 187	2 223 959	2 298 817	-	13 079 158	13 017 961	13 470 976
7193165	OVERHEAD TRAVELING CRANES, AND PARTS THEREOF							
CANADA.....	-	379 980	384 669	384 673	-	1 713 942	1 735 619	1 735 991
SWEDEN.....	-	14 174	14 210	15 243	-	65 798	65 834	69 275
DENMARK.....	-	1 586	1 586	2 403	-	218 206	216 215	244 912
U KING.....	-	-	-	-	-	15 932	15 953	16 386
IRELAND.....	-	-	-	-	-	38 647	38 647	39 843
NETHLDs.....	-	-	-	-	-	5 388	5 388	5 845
FRANCE.....	-	16 754	16 969	18 269	-	169 753	169 578	178 362
W GERM.....	-	5 857 330	6 126 346	6 634 277	-	7 458 255	7 715 016	8 363 169
SWITZLD.....	-	3 108	3 108	3 255	-	34 765	34 765	36 076
SPAIN.....	-	18 210	18 210	18 851	-	18 210	18 210	18 851
KOR REP.....	-	-	-	-	-	15 838	15 838	17 059
JAPAN.....	-	27 228	27 228	27 622	-	91 509	91 509	96 039
AUSTRAL.....	-	-	-	-	-	7 151	7 151	8 381
OTH CTY.....	-	290	290	510	-	6 732	6 732	7 245
TOTAL.....	-	6 318 660	6 592 616	7 105 103	-	9 860 126	10 136 455	10 837 434
7193180	MATERIALS HANDLING EQUIPMENT, NES							
CANADA.....	-	2 778 079	2 845 294	2 847 927	-	12 836 449	13 006 831	13 061 303
MEXICO.....	-	59 629	59 807	59 807	-	180 491	180 330	180 330
VENEZ.....	-	81 990	81 990	95 185	-	326 351	326 351	381 996
SWEDEN.....	-	1 021 385	1 006 502	1 067 372	-	3 863 187	3 829 654	4 058 664
NORWAY.....	-	19 413	19 413	19 830	-	66 402	66 248	67 824
FINLAND.....	-	51 986	51 986	53 860	-	54 659	54 659	56 750
DENMARK.....	-	134 988	133 982	142 628	-	361 085	359 602	393 083
U KING.....	-	1 136 745	1 108 558	1 187 693	-	4 375 999	4 249 978	4 582 771
IRELAND.....	-	24 974	24 974	27 594	-	319 483	319 873	349 676
NETHLDs.....	-	7 667	7 667	8 052	-	319 594	278 574	293 333
BELGIUM.....	-	21 256	18 140	21 726	-	281 222	278 106	291 811
FRANCE.....	-	430 230	430 231	466 352	-	2 870 465	2 871 596	3 122 459
W GERM.....	-	1 662 765	1 657 656	1 733 894	-	5 650 111	5 640 663	5 992 533
AUSTRIA.....	-	-	-	-	-	244 661	244 661	305 883
SWITZLD.....	-	550 274	549 079	599 173	-	2 709 401	2 707 622	2 832 425
SPAIN.....	-	18 110	18 110	18 852	-	53 749	53 749	58 596
PORTUGL.....	-	-	-	-	-	331 221	331 221	361 648
ITALY.....	-	46 127	46 127	49 663	-	269 989	269 419	302 471
ISRAEL.....	-	41 964	41 964	44 225	-	65 013	65 013	67 881
CHINA T.....	-	104 511	105 204	111 641	-	744 264	754 982	808 181
JAPAN.....	-	837 369	832 124	903 961	-	3 889 251	3 851 751	4 169 735
AUSTRAL.....	-	49 107	49 107	51 874	-	545 331	545 200	599 486
REP SAF.....	-	11 903	11 903	14 506	-	15 984	14 884	17 871
OTH CTY.....	-	961	961	1 031	-	7 865	8 024	8 749
TOTAL.....	-	9 091 433	9 100 779	9 526 846	-	40 382 227	40 308 991	42 365 459
7193200	TRUCKS, FORK-LIFT & OTHER SELF-PROPELLED WORK TRUCKS, PLATFORM TRACTORS, ETC, AND PARTS							
CANADA.....	-	883 833	820 082	894 004	-	5 523 141	5 154 832	5 580 641
MEXICO.....	-	73 920	73 920	73 920	-	219 169	219 569	219 569
BRAZIL.....	-	151 287	151 288	157 770	-	480 518	480 521	506 940

Table 2. Schedule A Commodity by Country of Origin, Customs Value, F.a.s. and C.i.f.—Continued

(For information on coverage, definitions of Customs, f.a.s., and c.i.f. values, see Explanation of Statistics. Shipments valued less than \$251 are shown only under Schedule A commodity number 990.0000 and excluded from all other commodities. OTH CTY represents total for countries averaging under \$1,000 per month based on Customs Value)

Country of origin	Schedule A commodity number, description and unit of quantity							
	Current month				Cumulative, January to date			
	Net quantity	Value (dollars)			Net quantity	Value (dollars)		
Customs		F.a.s.	C.i.f.	Customs		F.a.s.	C.i.f.	
ARGENT.....	-	-	-	-	-	46 207	46 207	50 050
SWEDEN.....	-	11 418	11 448	12 070	-	53 414	53 444	56 481
U KING.....	-	642 930	631 533	681 586	-	2 150 758	2 117 447	2 295 390
NETHLDS.....	-	128 578	115 932	134 327	-	345 715	334 769	372 931
BELGIUM.....	-	31 445	31 445	35 263	-	136 623	136 610	150 505
FRANCE.....	-	114 036	114 036	118 840	-	793 098	793 217	853 237
W GERM.....	-	250 727	254 557	276 775	-	1 709 686	1 709 762	1 824 439
SWITZLD.....	-	-	-	-	-	50 854	51 084	56 993
SPAIN.....	-	145 131	145 131	154 831	-	191 494	187 379	199 323
ITALY.....	-	26 883	26 883	27 552	-	29 326	29 326	30 173
INDIA.....	-	6 080	6 080	7 882	-	13 432	13 432	17 122
SINGAPR.....	-	-	-	-	-	8 486	8 486	9 009
JAPAN.....	-	3 360 042	3 323 997	3 702 934	-	13 917 109	13 864 115	15 165 378
AUSTRAL.....	-	27 708	27 708	29 389	-	66 171	66 171	70 399
OTH CTY.....	-	1 647	1 646	1 933	-	8 947	8 956	10 194
TOTAL.....	-	5 855 665	5 735 686	6 309 076	-	25 740 148	25 275 327	27 469 500
7194100	APPLIANCES, HOUSEHOLD, NONELECTRIC, INCL FOOD SLICERS, CHOPPERS, GRINDERS, JUICE EXTR ETC (NO)							
COLOMB.....	-	-	-	-	9 700	31 414	31 414	33 995
SWEDEN.....	2 000	2 475	2 493	2 656	5 720	6 132	6 167	6 743
FINLAND.....	-	-	-	-	200	8 298	8 298	10 211
DENMARK.....	1 016	6 814	6 814	7 187	1 636	9 758	9 751	10 369
U KING.....	170	1 726	1 726	1 985	9 041	38 196	38 103	42 532
NETHLDS.....	-	-	-	-	3 804	17 600	17 600	18 761
BELGIUM.....	-	-	-	-	2 507	5 011	5 011	5 717
FRANCE.....	52 842	40 976	40 983	44 928	92 218	62 675	62 682	71 041
W GERM.....	6 843	31 311	31 380	33 390	30 956	166 106	166 047	176 342
AUSTRIA.....	1 308	14 337	14 337	14 950	7 100	71 144	71 144	73 891
CZECHO.....	-	-	-	-	3 000	6 965	6 965	9 444
SWITZLD.....	3 830	4 716	4 716	4 903	4 783	6 121	6 121	6 996
POLAND.....	2 500	14 807	14 807	15 913	10 000	60 099	60 099	67 163
ITALY.....	9 867	77 051	77 106	84 107	102 033	440 176	440 725	484 539
HG KONG.....	31 128	21 290	21 400	24 424	242 504	113 524	115 517	130 828
CHINA T.....	47 324	19 089	19 218	22 030	366 692	167 739	171 467	196 887
JAPAN.....	124 792	51 954	53 153	60 044	716 996	233 071	238 859	266 336
OTH CTY.....	337	3 067	3 067	3 149	6 837	9 072	9 072	9 611
TOTAL.....	283 957	289 613	291 200	319 666	1 615 727	1 453 101	1 465 042	1 621 408
7194200	REFRIGERATORS A REFRIGERATION EQUIPMENT, EXCEPT COMPRESSION TYPE, AND PARTS							
CANADA.....	-	286 232	287 891	291 743	-	1 500 919	1 485 948	1 527 376
MEXICO.....	-	34 596	35 026	35 026	-	121 788	123 655	123 655
VENEZ.....	-	-	-	-	-	24 589	24 589	26 874
BRAZIL.....	-	2 954	2 954	3 417	-	16 025	16 025	19 987
ARGENT.....	-	502	502	536	-	6 242	6 242	6 682
SWEDEN.....	-	633 240	633 240	695 997	-	3 362 155	3 362 186	3 726 645
DENMARK.....	-	9 648	9 648	10 468	-	24 375	24 375	28 272
U KING.....	-	100 313	100 313	109 536	-	2 043 406	2 043 406	2 224 436
NETHLDS.....	-	68 517	51 805	78 394	-	119 386	95 951	140 510
W GERM.....	-	434 253	433 930	470 405	-	1 024 862	1 024 567	1 113 999
POLAND.....	-	22 982	22 625	26 259	-	45 964	45 607	52 759
SPAIN.....	-	2 495	2 495	2 744	-	145 157	145 157	171 618
ITALY.....	-	335 380	335 380	371 885	-	1 908 044	1 904 842	2 143 340
YUGOSLV.....	-	887	887	1 208	-	7 982	7 982	10 392
HG KONG.....	-	4 048	4 048	4 671	-	39 466	39 466	46 039
CHINA T.....	-	2 943	2 943	4 214	-	69 041	69 118	80 051
JAPAN.....	-	991 948	993 180	1 145 507	-	4 061 088	4 053 115	4 647 463
OTH CTY.....	-	1 567	1 567	2 182	-	13 475	13 414	17 547
TOTAL.....	-	2 932 505	2 918 434	3 254 194	-	14 533 959	14 485 645	16 107 645
7194300	INSTANTANEOUS OR STORAGE WATER HEATERS, NON-ELECTRICAL, DOMESTIC, AND PARTS THEREOF							
CANADA.....	-	4 623	5 125	5 125	-	15 156	16 550	16 550
W GERM.....	-	-	-	-	-	15 087	15 087	18 026
ISRAEL.....	-	-	-	-	-	39 873	39 873	45 340
JAPAN.....	-	7 023	7 023	7 942	-	9 526	9 526	10 693
OTH CTY.....	-	-	-	-	-	5 878	5 863	6 402
TOTAL.....	-	11 646	12 148	13 067	-	85 520	86 899	97 011
7195100	MACHINE TOOLS FOR WORKING GLASS IN THE COLD AND OTHER MINERAL MATERIALS (NO)							
CANADA.....	4	64 328	64 603	64 603	41	208 911	210 379	210 402
SWEDEN.....	21	18 313	16 252	19 831	51	41 704	37 050	45 450
U KING.....	5	9 635	9 635	9 869	73	331 547	331 645	341 252
BELGIUM.....	2	19 932	19 932	20 910	50	94 536	94 526	99 812
FRANCE.....	-	-	-	-	268	116 988	117 039	123 013
W GERM.....	70	310 493	301 180	309 804	306	1 618 498	1 609 225	1 664 766
AUSTRIA.....	-	-	-	-	5	36 766	36 766	37 739
SWITZLD.....	4	51 374	51 296	53 305	94	249 957	249 879	263 077
SPAIN.....	-	-	-	-	6	25 326	25 326	26 452
ITALY.....	78	106 473	104 814	110 331	110	334 090	331 008	357 979
ISRAEL.....	-	-	-	-	3	6 504	6 504	6 579
JAPAN.....	64	23 767	23 675	24 418	400	299 591	319 499	332 323
AUSTRAL.....	1	2 584	2 584	2 997	32	9 704	9 704	11 223
OTH CTY.....	-	-	-	-	3	3 871	3 871	4 306
TOTAL.....	249	606 899	593 971	616 068	1 442	3 377 993	3 382 421	3 524 373

Table 2. Schedule A Commodity by Country of Origin,
Customs Value, F.a.s. and C.i.f.—Continued

(For information on coverage, definitions of Customs, f.a.s., and c.i.f. values, see Explanation of Statistics. Shipments valued less than \$251 are shown only under Schedule A commodity number 990.0000 and excluded from all other commodities. OTH CTY represents total for countries averaging under \$1,000 per month based on Customs Value)

Country of origin	Schedule A commodity number, description and unit of quantity							
	Current month				Cumulative, January to date			
	Net quantity	Value (dollars)			Net quantity	Value (dollars)		
Customs		F.a.s.	C.i.f.	Customs		F.a.s.	C.i.f.	
7195200	MACHINE TOOLS FOR WORKING WOOD, PLASTICS, ETC, INCL RECIPROCATING GANG-SAW MACHINES							(NO)
CANADA.....	211	672 902	662 629	662 629	1 147	2 896 053	2 885 079	2 888 488
MEXICO.....	-	-	-	-	13 375	1 263 509	1 263 509	1 263 509
SWEDEN.....	3	102 456	102 456	104 769	7	357 082	357 961	361 274
FINLAND.....	-	-	-	-	12	410 167	410 167	440 534
DENMARK.....	16	33 954	33 954	36 148	272	155 548	155 548	166 922
U KING.....	8	16 226	16 298	17 644	107	365 690	362 730	391 790
NETHLDs.....	3	30 564	30 564	32 171	11	111 360	111 360	116 836
BELGIUM.....	1	139 201	139 201	140 711	3	170 860	170 860	174 004
FRANCE.....	7	13 346	13 346	14 241	17	72 934	72 934	77 892
W GERM.....	57	136 984	136 984	144 372	292	1 338 763	1 339 044	1 399 992
AUSTRIA.....	-	-	-	-	11	302 829	306 397	328 393
SWITZLD.....	25	5 803	5 803	5 888	25	5 803	5 803	5 888
ITALY.....	30	330 350	335 050	358 613	317	1 309 555	1 312 200	1 433 636
SINGAPR.....	-	-	-	-	100	14 500	14 500	15 702
JAPAN.....	-	-	-	-	173	223 243	223 216	236 664
OTH CTY.....	-	-	-	-	2	6 222	6 222	6 934
TOTAL.....	361	1 481 786	1 476 285	1 517 186	15 871	9 004 118	8 997 530	9 308 458
7195300	HAND TOOLS, MOTORIZED, INCL HAND DIRECTED NONELECTRICAL AND POWDER-ACTUATED, AND PARTS							
CANADA.....	-	1 530 887	1 508 076	1 536 814	-	9 293 159	9 028 757	9 262 826
MEXICO.....	-	269 055	267 876	267 876	-	1 088 301	1 087 164	1 087 164
BRAZIL.....	-	-	-	-	-	5 455	5 455	5 631
SWEDEN.....	-	551 578	551 524	568 725	-	3 270 955	3 248 377	3 389 191
NORWAY.....	-	7 488	7 488	7 958	-	27 513	27 535	29 711
FINLAND.....	-	564	564	598	-	9 850	8 907	10 231
U KING.....	-	765 551	763 943	786 771	-	3 643 415	3 630 507	3 741 180
IRELAND.....	-	-	-	-	-	8 104	8 104	8 515
NETHLDs.....	-	41 701	41 888	42 769	-	49 752	49 939	51 168
FRANCE.....	-	2 925	2 925	3 171	-	374 811	374 811	382 981
W GERM.....	-	1 436 939	1 432 824	1 485 215	-	8 588 231	8 598 450	8 881 242
AUSTRIA.....	-	-	-	-	-	212 871	212 756	220 780
SWITZLD.....	-	723 470	723 470	729 876	-	2 116 166	2 116 166	2 152 511
SPAIN.....	-	3 952	3 952	4 456	-	137 128	137 128	139 272
ITALY.....	-	53 333	53 333	55 629	-	479 169	479 297	502 819
SINGAPR.....	-	10 531	10 531	10 702	-	57 596	57 596	64 553
CHINA T.....	-	18 187	18 187	19 827	-	108 812	108 812	116 840
JAPAN.....	-	1 364 278	1 364 344	1 423 780	-	9 276 538	9 241 892	9 581 792
AUSTRAL.....	-	105 346	105 346	107 978	-	316 823	316 823	328 197
OTH CTY.....	-	1 042	1 042	1 462	-	9 203	9 133	11 369
TOTAL.....	-	6 886 827	6 857 313	7 053 607	-	39 073 852	38 747 609	39 967 973
7195420	PARTS OF METALWORKING MACHINE TOOLS							
CANADA.....	-	985 231	981 706	981 242	-	8 887 976	8 861 348	8 873 548
MEXICO.....	-	-	-	-	-	13 507	13 507	13 842
ARGENT.....	-	-	-	-	-	10 400	10 400	11 232
SWEDEN.....	-	430 588	429 952	467 923	-	2 095 942	2 085 630	2 197 950
NORWAY.....	-	7 926	7 926	8 287	-	10 305	10 305	11 166
FINLAND.....	-	10 042	10 042	10 339	-	14 435	14 435	15 198
DENMARK.....	-	3 824	3 824	4 183	-	111 813	111 987	115 482
U KING.....	-	599 442	572 836	625 968	-	3 868 498	3 660 488	4 041 674
IRELAND.....	-	293	293	308	-	30 105	30 105	31 331
NETHLDs.....	-	4 666	4 666	5 078	-	26 196	26 196	28 352
BELGIUM.....	-	173 868	173 931	180 589	-	1 474 373	1 472 254	1 530 670
FRANCE.....	-	489 794	474 260	492 905	-	2 101 765	2 037 914	2 144 356
W GERM.....	-	1 023 418	1 022 976	1 059 627	-	6 306 260	6 286 840	6 544 149
AUSTRIA.....	-	117 386	117 484	123 414	-	516 121	502 230	534 239
CZECHO.....	-	34 443	34 578	36 508	-	65 698	66 133	70 633
SWITZLD.....	-	401 343	400 549	412 486	-	2 335 290	2 297 665	2 417 247
POLAND.....	-	66 984	66 984	69 849	-	159 569	159 389	166 881
SPAIN.....	-	5 285	5 285	5 796	-	177 833	177 789	188 557
PORTUGL.....	-	1 057	1 057	1 396	-	11 878	11 878	13 152
ITALY.....	-	117 457	117 540	125 960	-	1 289 138	1 288 448	1 348 938
YUGOSLV.....	-	4 907	4 907	5 386	-	7 185	7 185	7 835
ROMANIA.....	-	-	-	-	-	22 228	22 228	24 017
ISRAEL.....	-	4 513	4 513	4 713	-	41 947	41 946	43 547
INDIA.....	-	1 298	1 298	5 922	-	6 728	6 728	12 974
SINGAPR.....	-	30 591	30 591	31 149	-	143 057	142 150	146 065
KOR REP.....	-	-	-	-	-	8 055	8 055	8 528
HG KONG.....	-	-	-	-	-	26 850	26 853	26 853
CHINA T.....	-	7 247	7 247	7 489	-	84 968	84 968	88 262
JAPAN.....	-	559 046	535 855	581 221	-	2 068 614	2 023 898	2 167 806
AUSTRAL.....	-	-	-	-	-	14 830	14 830	15 678
OTH CTY.....	-	4 492	4 492	4 866	-	14 746	14 711	19 675
TOTAL.....	-	5 085 141	5 014 792	5 252 604	-	31 946 310	31 518 493	32 859 837
7195440	PARTS OF WOODWORKING MACHINES							
CANADA.....	-	105 120	105 846	105 873	-	982 062	967 729	971 567
SWEDEN.....	-	10 449	10 479	10 859	-	193 604	193 987	204 914
FINLAND.....	-	-	-	-	-	61 779	61 732	66 938
U KING.....	-	4 892	4 891	5 325	-	66 830	66 895	69 726
NETHLDs.....	-	4 375	4 375	4 837	-	7 603	7 603	8 696
BELGIUM.....	-	-	-	-	-	7 035	7 035	8 141
W GERM.....	-	56 501	56 501	59 553	-	532 137	531 638	558 883
AUSTRIA.....	-	11 234	11 234	11 578	-	12 909	12 909	13 348
SWITZLD.....	-	8 180	8 180	8 452	-	24 712	24 714	25 759

Table 2. Schedule A Commodity by Country of Origin,
Customs Value, F.a.s. and C.i.f.—Continued

(For information on coverage, definitions of Customs, f.a.s., and c.i.f. values, see Explanation of Statistics. Shipments valued less than \$251 are shown only under Schedule A commodity number 990.0000 and excluded from all other commodities. OTH CTY represents total for countries averaging under \$1,000 per month based on Customs Value)

Country of origin	Schedule A commodity number, description and unit of quantity							
	Current month				Cumulative, January to date			
	Net quantity	Value (dollars)			Net quantity	Value (dollars)		
Customs		F.a.s.	C.i.f.	Customs		F.a.s.	C.i.f.	
POLAND.....	-	-	-	-	-	63 138	63 138	65 826
SPAIN.....	-	5 857	5 857	6 231	-	17 892	17 892	19 561
ITALY.....	-	9 862	9 862	11 455	-	78 608	78 488	87 666
JAPAN.....	-	4 200	4 200	4 663	-	190 692	190 692	207 952
OTH CTY.....	-	500	500	738	-	9 697	9 601	10 354
TOTAL.....	-	221 170	221 925	229 584	-	2 248 696	2 234 053	2 319 331
7195460	PARTS AND ACCESSORIES FOR NONELECTRIC MACHINES AND MACHINE TOOLS, NES							
CANADA.....	-	339 643	343 990	343 936	-	2 117 246	2 125 860	2 121 845
MEXICO.....	-	75 524	76 043	78 625	-	171 400	171 919	177 551
ARGENT.....	-	-	-	-	-	8 647	8 647	8 785
SWEDEN.....	-	146 163	146 191	148 741	-	1 178 589	1 175 647	1 210 837
NORWAY.....	-	-	-	-	-	5 825	5 825	6 010
DENMARK.....	-	315	315	402	-	295 417	295 758	300 316
U KING.....	-	232 309	211 598	221 672	-	2 254 695	1 949 503	2 030 706
IRELAND.....	-	1 536	1 536	1 611	-	9 390	9 392	10 676
NETHLDs.....	-	52 837	52 924	54 559	-	287 924	286 498	295 663
BELGIUM.....	-	136 828	136 828	141 548	-	797 859	794 957	836 280
FRANCE.....	-	13 413	13 415	13 812	-	170 897	169 879	178 257
W GERM.....	-	537 367	538 177	553 403	-	2 919 442	2 896 517	3 005 512
E GERM.....	-	-	-	-	-	20 749	20 748	21 906
AUSTRIA.....	-	5 315	5 315	5 791	-	204 167	203 645	216 340
CZECHO.....	-	-	-	-	-	22 335	22 335	23 538
SWITZLD.....	-	89 564	89 686	92 915	-	427 411	427 782	442 699
POLAND.....	-	74 323	74 323	76 954	-	347 951	332 746	363 861
SPAIN.....	-	24 582	24 582	26 012	-	42 261	42 261	44 726
PORTUGL.....	-	-	-	-	-	6 755	6 755	7 280
ITALY.....	-	42 146	42 139	46 180	-	230 097	230 174	249 100
YUGOSLV.....	-	5 041	5 041	5 101	-	8 016	8 016	8 176
ISRAEL.....	-	37 031	37 031	38 155	-	359 024	358 759	368 061
INDIA.....	-	-	-	-	-	13 502	13 503	15 028
THAILND.....	-	-	-	-	-	12 267	12 267	14 261
SINGAPR.....	-	3 629	3 629	4 163	-	46 624	46 633	48 326
CHINA T.....	-	23 420	23 420	25 919	-	59 074	59 071	64 031
JAPAN.....	-	97 912	97 924	102 178	-	817 161	799 914	839 369
AUSTRAL.....	-	3 115	3 115	3 284	-	19 569	19 569	20 630
OTH CTY.....	-	3 831	3 831	4 129	-	7 909	7 909	9 385
TOTAL.....	-	1 945 844	1 931 053	1 989 090	-	12 862 203	12 502 489	12 939 175
7196100	CALENDERING AND SIMILAR ROLLING MACHINES, NES, EXCEPT METAL & GLASS WORKING MACH, & PARTS							
CANADA.....	-	136 703	136 986	136 986	-	177 133	176 871	177 843
U KING.....	-	-	-	-	-	5 930	5 591	6 334
FRANCE.....	-	100 193	100 193	102 655	-	381 297	381 299	391 105
W GERM.....	-	4 342	4 342	4 550	-	36 071	36 094	37 797
ITALY.....	-	90 529	90 529	96 672	-	142 404	142 404	150 019
JAPAN.....	-	4 459	4 459	4 618	-	14 081	14 081	15 239
OTH CTY.....	-	-	-	-	-	6 562	6 562	6 705
TOTAL.....	-	336 226	336 509	345 481	-	763 478	762 902	785 042
7196225	MACHINES FOR WRAPPING AND PACKAGING AND PARTS							
CANADA.....	-	401 743	403 883	402 393	-	1 589 119	1 568 860	1 561 831
SWEDEN.....	-	41 561	41 561	42 942	-	426 436	426 427	439 770
DENMARK.....	-	5 893	5 893	6 143	-	86 473	86 620	89 267
U KING.....	-	383 311	357 241	394 740	-	1 926 693	1 815 179	2 032 271
NETHLDs.....	-	191 325	191 325	198 796	-	983 459	983 077	1 022 272
BELGIUM.....	-	46 811	46 811	54 961	-	58 573	58 573	67 960
FRANCE.....	-	42 394	42 394	47 556	-	1 057 243	1 047 266	1 080 071
W GERM.....	-	1 242 977	1 242 952	1 286 126	-	5 786 520	5 763 171	5 996 232
E GERM.....	-	-	-	-	-	143 976	143 976	151 955
AUSTRIA.....	-	1 558	1 558	1 754	-	60 421	60 421	62 590
SWITZLD.....	-	780 292	777 298	792 622	-	2 277 889	2 274 509	2 324 212
SPAIN.....	-	3 443	3 443	3 779	-	42 295	42 295	49 372
PORTUGL.....	-	-	-	-	-	41 867	41 867	44 484
ITALY.....	-	315 997	314 151	339 179	-	2 601 948	2 632 080	2 742 619
CHINA T.....	-	-	-	-	-	5 704	5 840	6 241
JAPAN.....	-	67 202	67 202	72 388	-	649 987	650 015	696 165
OTH CTY.....	-	-	-	-	-	334	334	581
TOTAL.....	-	3 524 507	3 495 712	3 643 379	-	17 738 937	17 600 510	18 367 893
7196245	MACHINES FOR CLEANING, FILLING ETC., BOTTLES & CONTAINERS & PARTS, INCL CAST IRON PTS							
CANADA.....	-	363 331	363 720	368 761	-	1 600 338	1 587 589	1 614 164
VENEZ.....	-	-	-	-	-	29 583	29 583	30 348
BRAZIL.....	-	400 722	400 722	410 889	-	486 660	486 660	498 791
SWEDEN.....	-	263 676	263 676	269 605	-	394 893	394 893	405 095
DENMARK.....	-	7 116	7 116	7 647	-	44 293	44 293	47 085
U KING.....	-	35 913	35 827	37 671	-	363 686	362 026	383 091
NETHLDs.....	-	24 652	24 652	25 564	-	178 420	178 720	189 901
BELGIUM.....	-	48 262	48 262	49 053	-	186 748	185 914	194 890
FRANCE.....	-	15 033	15 033	15 778	-	119 740	119 179	125 655
W GERM.....	-	675 186	675 167	701 368	-	4 278 613	4 262 520	4 400 113
AUSTRIA.....	-	-	-	-	-	31 941	31 941	32 512
SWITZLD.....	-	84 104	84 120	87 398	-	487 246	486 944	502 196
PORTUGL.....	-	-	-	-	-	13 910	13 910	14 596
ITALY.....	-	168 532	168 532	180 855	-	775 012	775 897	822 926
PHIL R.....	-	-	-	-	-	5 300	5 300	6 088
CHINA T.....	-	-	-	-	-	11 125	11 125	12 816

Table 2. Schedule A Commodity by Country of Origin,
Customs Value, F.a.s. and C.i.f.—Continued

(For information on coverage, definitions of Customs, f.a.s., and c.i.f. values, see Explanation of Statistics. Shipments valued less than \$251 are shown only under Schedule A commodity number 990.0000 and excluded from all other commodities. OTH CTY represents total for countries averaging under \$1,000 per month based on Customs Value)

Country of origin	Schedule A commodity number, description and unit of quantity							
	Net quantity	Current month			Net quantity	Cumulative, January to date		
		Value (dollars)				Value (dollars)		
	Customs	F.a.s.	C.i.f.	Customs	F.a.s.	C.i.f.		
JAPAN.....	-	34 563	34 604	35 998	-	242 806	241 585	255 358
OTH CTY.....	-	1 013	1 013	1 446	-	3 716	3 716	4 547
TOTAL.....	-	2 122 103	2 122 444	2 192 033	-	9 254 030	9 221 795	9 540 172
7196300	WEIGHING MACHINES & SCALES, EXCEPT PRECISION BALANCES							
CANADA.....	-	31 364	31 406	31 769	-	180 959	182 435	182 825
MEXICO.....	-	27 823	27 554	27 554	-	237 299	237 191	237 191
SWEDEN.....	-	61 009	60 589	62 943	-	156 406	155 989	167 922
FINLAND.....	-	10 700	10 700	10 989	-	91 950	91 950	94 253
U KING.....	-	84 952	85 050	89 256	-	186 543	186 680	202 804
IRELAND.....	-	1 658	1 486	1 652	-	8 915	8 743	9 477
NETHLDs.....	-	207 547	207 547	211 436	-	259 248	259 248	267 754
BELGIUM.....	-	726	726	747	-	1 041 186	1 041 186	1 060 793
FRANCE.....	-	26 739	26 789	28 478	-	108 439	108 489	116 026
W GERM.....	-	48 149	48 149	50 516	-	821 406	820 760	855 162
AUSTRIA.....	-	1 045	1 045	1 251	-	7 619	7 665	8 814
SWITZLD.....	-	23 517	23 555	24 211	-	197 171	197 221	200 354
SPAIN.....	-	-	-	-	-	5 050	5 050	5 562
PORTUGL.....	-	-	-	-	-	6 502	6 502	6 730
ITALY.....	-	433	433	513	-	65 762	65 761	70 357
HG KONG.....	-	28 063	28 362	33 837	-	90 817	93 688	110 840
JAPAN.....	-	190 903	190 903	202 719	-	877 979	879 745	925 799
OTH CTY.....	-	4 805	4 805	5 613	-	10 972	10 972	12 706
TOTAL.....	-	749 433	749 099	783 484	-	4 354 223	4 359 275	4 535 369
7196400	SPRAYING MACHINERY, INCL SAND BLASTING							
CANADA.....	-	405 736	414 638	415 291	-	1 601 714	1 636 065	1 634 635
MEXICO.....	-	117 649	117 649	117 649	-	450 880	450 800	450 800
SWEDEN.....	-	1 087	1 096	1 112	-	28 335	28 292	30 656
NORWAY.....	-	735	735	756	-	94 723	94 955	97 613
FINLAND.....	-	13 986	13 986	14 230	-	14 958	14 958	15 532
DENMARK.....	-	24 839	24 839	25 175	-	208 665	208 713	214 308
U KING.....	-	137 286	137 094	145 377	-	959 993	946 787	1 009 621
IRELAND.....	-	4 028	4 028	4 078	-	23 974	23 974	24 553
NETHLDs.....	-	98 310	98 897	99 500	-	575 407	581 066	597 114
FRANCE.....	-	129 281	129 492	136 857	-	644 805	645 556	678 719
W GERM.....	-	412 556	412 262	423 767	-	1 923 803	1 921 776	2 004 134
AUSTRIA.....	-	293	293	296	-	26 282	26 456	28 088
SWITZLD.....	-	50 878	50 868	55 022	-	383 324	383 153	413 794
ITALY.....	-	7 745	7 745	9 219	-	291 092	292 607	328 674
ISRAEL.....	-	79 480	79 480	82 230	-	304 867	304 888	315 706
SINGAPR.....	-	-	-	-	-	9 226	9 226	10 695
KOR REP.....	-	7 530	7 518	9 150	-	9 983	9 971	11 940
HG KONG.....	-	88 749	89 475	102 263	-	322 043	323 687	363 064
CHINA T.....	-	124 851	125 454	147 649	-	503 846	506 382	591 523
JAPAN.....	-	140 722	140 504	148 808	-	765 524	765 560	815 969
AUSTRAL.....	-	45 277	45 277	51 468	-	252 553	248 881	281 931
OTH CTY.....	-	1 690	1 690	1 889	-	5 114	5 114	5 876
TOTAL.....	-	1 892 708	1 903 020	1 991 786	-	9 401 111	9 428 867	9 924 945
7196500	VENDING MACHINES, AUTOMATIC, AND PARTS							
CANADA.....	-	139 594	141 714	140 686	-	694 102	688 827	691 442
ICELAND.....	-	-	-	-	-	29 114	29 114	31 827
DENMARK.....	-	126 089	126 089	137 199	-	690 088	690 088	756 817
U KING.....	-	36 582	36 582	39 543	-	133 644	133 646	144 547
BELGIUM.....	-	-	-	-	-	6 644	6 644	7 120
W GERM.....	-	1 536	1 536	1 733	-	21 887	21 887	24 910
AUSTRIA.....	-	-	-	-	-	6 139	6 139	6 985
CHINA T.....	-	5 393	5 393	6 216	-	18 162	18 162	19 856
JAPAN.....	-	15 228	14 800	15 515	-	21 965	21 537	22 572
OTH CTY.....	-	925	949	1 043	-	7 318	7 468	8 217
TOTAL.....	-	325 347	327 063	341 935	-	1 629 063	1 623 512	1 714 293
7197020	BALLS AND ROLLERS, ANTIFRICTION (LB)							
CANADA.....	42 995	42 098	42 955	42 955	179 210	343 674	346 446	346 063
MEXICO.....	-	-	-	-	4 691	7 915	7 915	7 915
SWEDEN.....	614	4 265	4 265	4 296	5 106	26 305	26 217	26 650
U KING.....	80 580	111 925	110 540	114 949	459 923	611 858	610 490	636 685
IRELAND.....	33 240	47 461	47 461	49 097	232 107	292 027	292 057	305 974
FRANCE.....	3 798	17 477	17 359	18 095	9 019	36 949	36 831	38 184
W GERM.....	68 782	58 207	57 507	64 588	381 301	521 188	513 050	538 573
SWITZLD.....	846	24 350	24 350	25 548	1 972	44 694	44 694	47 250
SPAIN.....	1 587	3 629	3 629	3 702	2 469	5 645	5 568	5 718
ITALY.....	3 990	6 859	6 859	7 200	9 380	47 912	47 911	49 497
INDIA.....	4 879	14 719	12 319	12 600	12 023	35 361	32 605	33 427
JAPAN.....	162 381	202 382	202 382	214 357	795 612	1 040 486	1 031 366	1 091 307
OTH CTY.....	15	496	496	561	390	1 446	1 446	1 568
TOTAL.....	403 707	533 868	530 122	557 948	2 093 203	3 015 460	2 996 596	3 128 811
7197040	BALL BEARINGS AND PARTS (LB)							
CANADA.....	295 686	1 337 695	816 681	886 541	1 705 541	8 397 472	5 392 016	6 091 486
BRAZIL.....	1 389	5 320	4 000	4 117	4 537	19 669	14 564	20 040
SWEDEN.....	84 371	531 735	265 103	273 229	205 077	1 475 534	855 727	883 402
DENMARK.....	372	2 580	2 580	2 829	1 333	15 681	15 645	16 287
U KING.....	92 986	454 828	308 749	368 776	596 249	2 790 932	2 334 602	2 662 293

Table 2. **Schedule A Commodity by Country of Origin, Customs Value, F.a.s. and C.i.f.—Continued**

(For information on coverage, definitions of Customs, f.a.s., and c.i.f. values, see Explanation of Statistics. Shipments valued less than \$251 are shown only under Schedule A commodity number 990.0000 and excluded from all other commodities. OTH CTY represents total for countries averaging under \$1,000 per month based on Customs Value)

Country of origin	Schedule A commodity number, description and unit of quantity							
	Current month				Cumulative, January to date			
	Net quantity	Value (dollars)			Net quantity	Value (dollars)		
Customs		F.a.s.	C.i.f.	Customs		F.a.s.	C.i.f.	
NETHLDs.....	130	1 042	1 044	1 144	5 431	39 220	39 234	41 446
BELGIUM.....	2 242	18 739	18 783	19 587	8 201	57 150	56 246	59 829
FRANCE.....	38 115	218 543	130 748	133 701	139 554	866 075	571 634	595 227
W GERM.....	233 378	936 251	723 817	926 614	1 609 102	9 349 658	7 656 245	8 967 229
AUSTRIA.....	68 107	220 679	209 499	216 052	149 301	501 753	485 013	504 343
CZECHO.....	-	-	-	-	309	6 568	6 738	6 754
SWITZLD.....	3 439	230 356	217 133	219 108	67 722	1 049 072	860 214	893 250
POLAND.....	3 898	501	501	717	73 398	114 860	113 844	121 517
SPAIN.....	53	676	685	691	37 644	31 276	29 977	31 268
PORTUGL.....	567	1 615	1 488	1 538	145 417	325 034	309 796	327 867
ITALY.....	182 172	102 325	89 764	102 302	258 493	581 163	534 329	565 709
ROMANIA.....	8 423	10 560	10 560	10 872	8 423	10 560	10 560	10 872
ISRAEL.....	-	-	-	-	55 291	86 316	86 316	88 371
SINGAPR.....	258	77 652	77 652	78 904	3 235	915 328	915 328	927 041
CHINA T.....	880	3 164	3 164	4 078	53 231	140 992	140 583	144 060
JAPAN.....	2 665 224	8 243 203	7 546 582	8 328 098	13 580 624	42 043 730	37 558 281	42 117 400
AUSTRAL.....	59	21 124	21 124	21 443	2 538	37 122	37 025	38 679
OTH CTY.....	19 796	5 398	5 351	5 368	42 874	14 763	14 718	16 879
TOTAL.....	3 701 545	12 423 986	10 455 008	11 606 709	18 753 525	68 869 928	58 058 635	65 131 249
7197050	TAPERED ROLLER BEARINGS AND PARTS							(LB)
CANADA.....	72	1 076	1 189	1 210	20 855	60 902	44 731	45 794
BRAZIL.....	3 280	15 432	11 600	11 940	3 780	20 851	15 555	17 996
SWEDEN.....	6 143	13 732	12 463	13 234	50 529	206 428	199 823	204 850
U KING.....	140 311	581 261	444 614	454 686	588 748	2 162 513	1 511 486	1 747 588
FRANCE.....	20 878	86 198	64 065	65 343	205 450	703 347	442 337	662 594
W GERM.....	10 277	68 997	67 956	72 451	112 639	650 519	580 558	645 348
AUSTRIA.....	671	6 806	6 806	6 970	3 545	16 831	16 207	18 486
SWITZLD.....	-	-	-	-	5 917	29 094	29 094	29 539
ITALY.....	5 014	15 955	15 836	23 061	111 588	694 673	238 317	283 267
JAPAN.....	1 496 715	1 949 182	1 933 701	2 038 250	5 815 612	7 521 028	7 416 614	7 995 230
AUSTRAL.....	1 962	6 244	6 244	7 716	63 882	185 412	149 836	194 841
REP SAF.....	-	-	-	-	17 196	10 912	10 912	12 719
OTH CTY.....	678	725	725	794	2 393	6 104	6 104	7 155
TOTAL.....	1 686 001	2 745 608	2 565 199	2 695 655	7 002 134	12 268 614	10 661 574	11 865 407
7197055	SPHERICAL ROLLER BEARINGS AND PARTS							(LB)
CANADA.....	2 732	28 792	28 799	28 919	15 894	68 644	68 914	69 034
SWEDEN.....	387 643	1 723 439	996 725	1 020 963	947 194	4 271 254	2 472 420	2 538 577
U KING.....	30 278	124 787	97 434	102 556	261 479	886 842	663 127	685 054
BELGIUM.....	-	-	-	-	934	5 573	5 573	6 404
FRANCE.....	27 304	145 375	101 211	102 941	81 648	459 939	289 130	296 344
W GERM.....	13 843	66 182	50 384	53 039	75 599	420 184	269 854	282 506
AUSTRIA.....	18 032	95 250	95 250	98 500	63 677	220 322	208 656	217 801
POLAND.....	-	-	-	-	6 871	12 047	12 047	12 531
ITALY.....	38 876	164 428	154 422	157 607	96 467	324 997	291 830	309 397
ROMANIA.....	406	1 029	1 029	1 082	1 603	7 812	7 812	7 947
JAPAN.....	264 689	513 726	469 546	523 804	888 828	1 732 412	1 627 524	1 778 736
OTH CTY.....	12	1 702	1 702	1 755	2 027	8 836	8 950	9 117
TOTAL.....	783 815	2 864 710	1 996 502	2 091 166	2 442 221	8 418 862	5 925 837	6 213 444
7197065	ROLLER BEARINGS, NES, AND PARTS, INCLUDING COMBINATION ROLLER AND BALL BEARINGS							(LB)
CANADA.....	20 040	174 093	157 691	159 609	405 057	1 530 881	1 345 537	1 505 733
BRAZIL.....	-	-	-	-	7 558	30 944	30 568	32 679
SWEDEN.....	10 805	78 441	59 812	64 427	47 295	289 495	210 912	218 638
U KING.....	68 008	344 228	298 333	332 637	453 602	2 122 273	1 896 620	2 058 961
NETHLDs.....	1 371	8 281	8 281	9 110	8 587	53 644	53 860	57 784
BELGIUM.....	436	5 098	5 070	5 907	8 424	61 636	60 444	67 934
FRANCE.....	18 776	77 242	64 694	67 619	69 620	365 613	338 684	352 963
W GERM.....	91 850	489 404	399 811	416 455	639 233	3 384 556	2 927 563	3 131 542
AUSTRIA.....	2 736	16 506	16 527	17 124	16 796	91 928	87 048	95 544
CZECHO.....	-	-	-	-	1 159	12 217	12 217	12 520
SWITZLD.....	3 102	37 405	37 324	39 131	21 993	294 200	293 343	304 549
SPAIN.....	514	4 080	4 080	4 189	1 203	8 263	8 263	8 747
PORTUGL.....	-	-	-	-	19 423	52 276	52 276	54 526
ITALY.....	14 023	49 066	48 910	50 309	72 783	200 500	197 713	206 037
CHINA T.....	-	-	-	-	30 400	8 710	8 710	9 691
JAPAN.....	136 549	337 268	330 614	350 588	766 673	1 803 390	1 787 067	1 882 924
AUSTRAL.....	-	-	-	-	4 286	18 908	18 843	21 678
REP SAF.....	927	5 523	5 525	6 986	927	5 523	5 525	6 986
OTH CTY.....	9	270	270	295	10 330	11 883	12 191	14 061
TOTAL.....	369 146	1 626 905	1 436 942	1 524 386	2 585 349	10 346 840	9 347 384	10 043 497
7197080	BALL OR ROLLER BEARINGS AND PARTS, NES, CANADIAN ARTICLE APTA							(LB)
CANADA.....	538 618	764 981	655 367	657 807	1 604 970	4 539 574	2 780 210	3 411 145
TOTAL.....	538 618	764 981	655 367	657 807	1 604 970	4 539 574	2 780 210	3 411 145
7198030	EXTRUSION MACHINES FOR FORMING RUBBER OR PLASTIC ARTICLES							(NO)
CANADA.....	1	37 327	29 997	37 663	19	37 928	30 608	38 274
SWEDEN.....	2	70 755	70 755	72 703	2	70 755	70 755	72 703
U KING.....	4	68 627	65 508	71 628	9	351 058	344 820	361 463
BELGIUM.....	2	6 222	6 222	7 570	2	6 222	6 222	7 570
FRANCE.....	1	49 956	49 956	51 003	20	51 142	51 142	52 240
W GERM.....	6	797 377	797 377	805 493	43	3 337 860	3 338 670	3 430 553
SWITZLD.....	1	244 469	226 769	307 311	83	1 245 528	1 227 828	1 355 643

Table 2. Schedule A Commodity by Country of Origin,
Customs Value, F.a.s. and C.i.f.—Continued

(For information on coverage, definitions of Customs, f.a.s., and c.i.f. values, see Explanation of Statistics. Shipments valued less than \$251 are shown only under Schedule A commodity number 990.0000 and excluded from all other commodities. OTH CTY represents total for countries averaging under \$1,000 per month based on Customs Value)

Country of origin	Schedule A commodity number, description and unit of quantity								
	Current month			Cumulative, January to date					
	Net quantity	Value (dollars)			Net quantity	Value (dollars)			
Customs		F.a.s.	C.i.f.	Customs		F.a.s.	C.i.f.		
SPAIN.....	-	-	-	-	2	69 500	69 500	71 949	
ITALY.....	-	-	-	-	3	119 544	119 544	129 177	
HONG KONG.....	-	-	-	-	2	7 596	8 246	8 896	
JAPAN.....	-	-	-	-	6	64 899	64 899	74 763	
OTH CTY.....	-	-	-	-	1	703	703	747	
TOTAL.....	17	1 274 733	1 246 584	1 353 371	192	5 362 735	5 332 937	5 603 978	
7198035	MACHINES FOR MOULDING OR FORMING PNEUMATIC TIRES AND INJECTION MACHINES FOR PLASTICS (NO)								
CANADA.....	17	511 337	511 467	511 467	78	2 437 925	2 428 430	2 446 753	
SWEDEN.....	1	36 954	36 954	39 119	1	36 954	36 954	39 119	
U KING.....	2	57 208	57 208	59 721	190	716 792	706 618	748 299	
FRANCE.....	2	66 700	66 700	68 111	7	262 344	262 344	269 659	
W GERM.....	26	362 731	359 656	374 195	160	3 924 503	3 921 948	4 058 447	
AUSTRIA.....	-	-	-	-	2	27 726	27 726	30 778	
SWITZLD.....	-	-	-	-	4	163 728	163 728	169 838	
PORTUGL.....	-	-	-	-	2	16 914	8 807	9 238	
ITALY.....	4	172 426	172 426	182 783	46	1 040 632	1 040 986	1 089 732	
HONG KONG.....	-	-	-	-	5	17 778	17 778	19 097	
JAPAN.....	-	-	-	-	31	637 996	638 147	669 608	
OTH CTY.....	-	-	-	-	3	6 129	6 129	6 509	
TOTAL.....	52	1 207 356	1 204 411	1 235 396	529	9 289 421	9 259 595	9 557 077	
7198040	CIGARETTE MAKING AND OTHER INDUSTRIAL TOBACCO PROCESSING MACHINES, AND PARTS								
BRAZIL.....	-	-	-	-	-	128 487	128 487	141 245	
U KING.....	-	1 448 278	1 243 895	1 480 543	-	8 090 801	6 954 633	8 418 578	
NETHLD.....	-	3 574	2 816	3 591	-	331 296	315 615	338 813	
BELGIUM.....	-	6 537	6 537	6 686	-	6 537	6 537	6 686	
W GERM.....	-	1 142 189	991 369	1 158 981	-	4 525 015	4 033 441	4 604 654	
ITALY.....	-	1 955	1 955	2 119	-	162 748	160 427	167 166	
OTH CTY.....	-	-	-	-	-	4 730	4 730	5 364	
TOTAL.....	-	2 602 533	2 246 572	2 651 920	-	13 249 614	11 603 870	13 682 506	
7198045	MACHINES, NES, FOR MOULDING OR FORMING RUBBER OR PLASTIC ARTICLES, AND PARTS, NES								
CANADA.....	-	683 084	683 419	684 894	-	2 862 108	2 866 678	2 876 323	
MEXICO.....	-	-	-	-	-	73 053	73 053	73 053	
SWEDEN.....	-	97 521	97 521	101 104	-	783 155	783 181	822 746	
NORWAY.....	-	15 000	15 000	15 849	-	16 203	16 203	17 247	
FINLAND.....	-	-	-	-	-	269 050	269 050	279 812	
DENMARK.....	-	809	809	931	-	45 346	45 346	51 875	
U KING.....	-	181 925	181 977	190 024	-	2 209 014	2 178 159	2 331 701	
NETHLD.....	-	339	339	441	-	6 903	6 903	9 062	
BELGIUM.....	-	54 239	54 239	57 219	-	263 260	262 166	270 479	
FRANCE.....	-	1 541 050	1 541 043	1 578 337	-	4 299 804	4 312 797	4 435 681	
W GERM.....	-	1 453 562	1 417 769	1 504 397	-	6 825 605	6 789 677	7 118 321	
AUSTRIA.....	-	6 156	5 782	6 558	-	779 371	595 473	790 744	
SWITZLD.....	-	27 019	27 019	27 292	-	145 741	145 788	153 024	
AZORES.....	-	-	-	-	-	6 552	6 552	6 973	
SPAIN.....	-	-	-	-	-	36 715	36 587	38 688	
PORTUGL.....	-	-	-	-	-	26 015	26 015	28 247	
ITALY.....	-	159 715	159 715	170 076	-	1 031 925	1 030 122	1 084 502	
ISRAEL.....	-	-	-	-	-	15 750	15 000	15 258	
INDIA.....	-	-	-	-	-	5 078	5 078	5 300	
HONG KONG.....	-	5 620	5 620	5 713	-	26 847	27 278	29 821	
JAPAN.....	-	548 589	548 589	600 572	-	818 708	818 069	898 974	
AUSTRAL.....	-	293	293	328	-	18 906	18 906	19 260	
N ZEAL.....	-	7 512	7 512	7 951	-	7 512	7 512	7 951	
OTH CTY.....	-	1 314	1 314	1 314	-	15 171	15 171	16 158	
TOTAL.....	-	4 783 747	4 747 960	4 953 000	-	20 587 792	20 350 764	21 381 200	
7198060	MACHINERY AND MECHANICAL APPLIANCES, NONELECTRIC, NES								
CANADA.....	-	3 706 393	3 783 010	3 799 518	-	12 868 668	12 954 410	13 008 054	
MEXICO.....	-	1 217 703	1 217 703	1 217 703	-	3 948 196	3 949 650	3 953 912	
GUATMAL.....	-	-	-	-	-	104 382	70 748	72 267	
SALVADR.....	-	7 424	7 424	7 695	-	40 147	40 147	42 450	
HAITI.....	-	96 198	74 570	98 913	-	301 181	219 963	306 295	
BRAZIL.....	-	50 800	50 800	56 620	-	62 885	62 885	68 938	
ARGENT.....	-	-	-	-	-	10 584	10 584	10 973	
SWEDEN.....	-	2 748 998	2 739 232	2 901 099	-	3 815 379	3 783 806	4 009 471	
NORWAY.....	-	63 359	63 266	66 958	-	262 616	262 535	281 959	
FINLAND.....	-	97 443	97 443	107 149	-	394 474	394 474	438 245	
DENMARK.....	-	178 730	173 347	179 941	-	720 708	711 349	741 503	
U KING.....	-	1 643 702	1 620 960	1 756 815	-	9 233 560	9 010 348	9 678 146	
IRELAND.....	-	19 300	19 300	20 419	-	285 293	285 293	319 082	
NETHLD.....	-	802 458	802 458	813 010	-	1 868 908	1 867 239	1 925 600	
BELGIUM.....	-	76 548	76 548	79 563	-	400 367	400 400	414 506	
FRANCE.....	-	667 227	667 231	702 321	-	4 024 348	3 990 820	4 222 242	
W GERM.....	-	4 088 825	4 015 532	4 224 278	-	21 794 573	21 567 394	22 499 484	
AUSTRIA.....	-	14 532	14 557	15 452	-	619 463	608 823	648 973	
CZECHO.....	-	320	320	375	-	42 664	42 664	46 415	
SWITZLD.....	-	577 626	576 258	600 753	-	4 572 166	4 547 799	4 730 660	
AZORES.....	-	24 782	24 826	27 007	-	24 782	24 826	27 007	
SPAIN.....	-	61 341	61 341	67 365	-	318 300	318 230	343 300	
PORTUGL.....	-	-	-	-	-	13 110	12 844	14 532	
ITALY.....	-	1 340 282	1 340 247	1 437 180	-	4 471 559	4 468 946	4 846 148	
ISRAEL.....	-	5 510	5 510	6 155	-	146 688	146 688	152 993	
GAZA ST.....	-	-	-	-	-	15 852	15 963	15 963	

Table 2. Schedule A Commodity by Country of Origin, Customs Value, F.a.s. and C.i.f.—Continued

(For information on coverage, definitions of Customs, f.a.s., and c.i.f. values, see Explanation of Statistics. Shipments valued less than \$251 are shown only under Schedule A commodity number 990.0000 and excluded from all other commodities. OTH CTY represents total for countries averaging under \$1,000 per month: based on Customs Value)

Country of origin	Schedule A commodity number, description and unit of quantity								
	Current month				Cumulative, January to date				
	Net quantity	Value (dollars)			Net quantity	Value (dollars)			
Customs		F.a.s.	C.i.f.	Customs		F.a.s.	C.i.f.		
SINGAPR.....	-	45 511	45 511	46 602	-	213 685	214 166	219 085	
KOR REP.....	-	20 958	21 008	22 728	-	101 912	101 762	111 899	
HG KONG.....	-	186 753	187 979	205 723	-	326 492	328 999	362 267	
CHINA T.....	-	83 550	83 795	90 152	-	309 316	309 668	336 486	
JAPAN.....	-	2 297 621	2 286 918	2 567 107	-	8 773 136	8 688 630	9 890 237	
AUSTRAL.....	-	2 467	2 295	2 528	-	30 973	30 892	33 321	
N ZEAL.....	-	-	-	-	-	6 531	6 531	6 874	
REP SAF.....	-	-	-	-	-	41 801	44 469	60 846	
OTH CTY.....	-	2 655	2 655	2 890	-	16 485	16 485	22 815	
TOTAL.....	-	20 129 016	20 062 044	21 124 019	-	80 181 384	79 510 436	83 862 948	
7199110	SHOE MACHINERY MOLDS FOR RUBBER OR PLASTICS MATERIALS							(NO)	
CANADA.....	105	9 782	9 827	10 460	995	60 322	60 563	61 231	
SWEDEN.....	-	-	-	-	7 183	43 635	43 635	46 571	
BELGIUM.....	8	22 579	22 579	23 772	124	211 669	211 826	219 725	
W GERM.....	-	-	-	-	78	42 027	42 027	45 214	
ITALY.....	19	30 331	30 331	31 623	302	246 817	246 978	257 473	
CHINA T.....	-	-	-	-	24	18 780	18 780	19 007	
OTH CTY.....	54	3 556	3 556	4 436	1 038	8 666	8 666	10 647	
TOTAL.....	186	66 248	66 293	70 291	9 744	631 916	632 475	659 868	
7199130	MOLDS FOR RUBBER OR PLASTICS MATERIALS, NES							(NO)	
CANADA.....	267	2 240 227	2 182 992	2 184 259	4 775	11 238 615	11 093 880	11 103 551	
MEXICO.....	37	31 850	31 850	32 039	66	37 013	37 194	37 404	
JAMAICA.....	-	-	-	-	6	10 000	10 000	10 149	
HAITI.....	-	-	-	-	14	9 814	9 814	10 039	
DOM REP.....	5	7 165	7 165	7 362	9	16 110	16 110	16 507	
SWEDEN.....	2	4 893	4 893	5 133	4	11 235	11 235	12 397	
FINLAND.....	-	-	-	-	2	6 750	6 750	7 245	
U KING.....	150	73 867	72 867	75 817	584	413 013	412 030	435 854	
NETHLDs.....	-	-	-	-	2	14 858	14 858	16 395	
BELGIUM.....	13	34 299	34 299	37 782	17	47 988	44 289	52 480	
FRANCE.....	411	226 015	226 015	231 382	3 135	446 309	446 169	462 492	
W GERM.....	376	174 098	174 098	178 985	901	489 993	490 008	512 401	
AUSTRIA.....	-	-	-	-	239	40 192	40 212	40 865	
HUNGARY.....	-	-	-	-	13	93 709	93 709	101 809	
SWITZLD.....	2	11 269	11 269	11 452	4	17 966	17 966	18 411	
SPAIN.....	79	41 710	41 710	47 667	120	192 406	192 406	206 148	
PORTUGL.....	72	528 753	517 333	543 492	397	2 172 980	2 150 295	2 287 097	
ITALY.....	246	179 186	179 186	189 822	2 148	704 065	704 065	737 060	
ISRAEL.....	-	-	-	-	64	52 658	52 658	53 265	
HG KONG.....	30	20 036	20 036	23 218	139	87 423	87 123	97 111	
CHINA T.....	9	18 332	18 332	21 097	20	47 493	47 493	55 290	
JAPAN.....	23	58 610	57 380	58 569	68	257 625	256 790	265 963	
AUSTRAL.....	-	-	-	-	11	296 112	294 912	302 615	
OTH CTY.....	2	3 048	3 048	3 372	8	5 466	5 466	5 862	
TOTAL.....	1 724	3 653 358	3 582 473	3 651 448	12 746	16 709 793	16 535 432	16 848 610	
7199140	MOLDING BOXES FOR METAL FOUNDRY AND MOLDS FOR MATERIALS, NES, EXCEPT INGOT MOLDS							(NO)	
CANADA.....	1 359	94 471	94 935	95 184	4 202	1 279 214	1 292 028	1 293 112	
MEXICO.....	28	8 777	8 777	8 777	70	42 619	42 619	42 748	
FINLAND.....	-	-	-	-	99	18 360	18 360	20 056	
DENMARK.....	5	1 318	1 318	1 459	25	5 773	5 773	6 740	
U KING.....	7	12 040	12 040	15 466	28 580	92 254	92 244	100 690	
BELGIUM.....	-	-	-	-	58	25 609	25 609	26 297	
FRANCE.....	2 235	33 740	33 740	35 206	2 426	101 445	101 445	107 577	
W GERM.....	8	29 970	30 039	32 101	864	107 597	107 926	114 620	
HUNGARY.....	2	6 180	6 180	6 471	12	23 490	23 490	25 112	
POLAND.....	-	-	-	-	13	60 900	60 900	62 469	
PORTUGL.....	24	59 580	59 580	64 215	69	345 698	345 644	365 270	
ITALY.....	104	4 588	4 588	4 949	2 554	185 067	185 067	197 554	
ISRAEL.....	-	-	-	-	5	11 914	11 914	12 495	
KOR REP.....	3	6 830	6 830	6 944	4	8 030	8 030	8 776	
HG KONG.....	1	6 320	6 320	6 457	20	130 433	121 446	127 873	
CHINA T.....	-	-	-	-	41	26 494	26 494	27 702	
JAPAN.....	422	281 757	281 757	314 485	658	359 232	359 012	395 124	
OTH CTY.....	5	594	594	1 126	4 433	17 657	17 657	22 294	
TOTAL.....	4 203	546 165	546 698	592 840	44 133	2 841 786	2 845 658	2 956 509	
7199220	TAPS, COCKS, VALVES, HAND-OPERATED, AND CHECK VALVES							(LB)	
CANADA.....	800 561	1 809 408	1 775 677	1 817 506	4 548 234	9 534 300	9 300 393	9 517 045	
MEXICO.....	120 202	141 774	141 885	142 073	348 211	695 757	689 527	690 638	
COLOMB.....	17 776	7 092	7 092	8 588	17 776	7 092	7 092	8 588	
BRAZIL.....	101 374	44 039	44 039	47 091	377 059	456 210	452 765	470 000	
ARGENT.....	-	-	-	-	116 670	385 076	385 076	398 621	
SWEDEN.....	2 738	15 574	15 526	16 597	28 325	144 262	144 338	153 399	
NORWAY.....	-	-	-	-	6 658	16 191	16 191	17 454	
FINLAND.....	1 142	6 475	6 475	6 715	14 447	68 498	68 422	71 216	
DENMARK.....	2 664	19 124	19 124	19 787	18 749	115 955	116 502	120 068	
U KING.....	946 572	990 651	971 684	1 035 336	4 220 613	4 898 527	4 866 923	5 120 309	
IRELAND.....	-	-	-	-	35 414	103 005	103 005	105 060	
NETHLDs.....	51 680	107 765	107 765	112 384	423 985	776 162	776 154	805 016	
BELGIUM.....	52 624	36 283	36 282	38 655	282 921	361 340	361 294	374 805	
FRANCE.....	687 866	1 255 161	1 249 160	1 296 535	3 800 606	7 644 485	7 641 750	7 887 094	
W GERM.....	610 898	1 048 633	1 023 955	1 075 441	3 778 169	6 317 109	6 080 933	6 476 763	
AUSTRIA.....	-	-	-	-	264	5 554	5 555	5 845	

Table 2. Schedule A Commodity by Country of Origin,
Customs Value, F.a.s. and C.i.f.—Continued

(For information on coverage, definitions of Customs, f.a.s., and c.i.f. values, see Explanation of Statistics. Shipments valued less than \$251 are shown only under Schedule A commodity number 990,000 and excluded from all other commodities. OTH CTY represents total for countries averaging under \$1,000 per month based on Customs Value)

Country of origin	Schedule A commodity number, description and unit of quantity							
	Current month				Cumulative, January to date			
	Net quantity	Value (dollars)			Net quantity	Value (dollars)		
Customs		F.a.s.	C.i.f.	Customs		F.a.s.	C.i.f.	
SWITZLD.....	3 204	29 157	29 157	30 217	19 394	232 311	232 087	240 781
LITHUAN.....	-	-	-	-	45 194	19 714	19 714	21 436
POLAND.....	-	-	-	-	37 187	10 067	10 067	11 630
SPAIN.....	421 003	495 757	495 757	517 974	2 094 763	2 259 265	2 259 337	2 370 937
PORTUGL.....	375 260	165 569	165 569	180 366	1 141 473	516 126	516 170	560 165
ITALY.....	1 070 928	1 682 960	1 680 072	1 760 226	5 276 146	7 679 492	7 544 341	8 041 611
YUGOSLV.....	5 291	11 104	11 104	11 488	33 529	59 566	59 566	61 237
ISRAEL.....	8 099	29 110	29 110	32 793	98 722	187 096	187 115	199 705
KOR REP.....	34 621	22 715	22 715	25 460	1 108 458	584 302	584 302	653 828
HG KONG.....	7 419	12 595	12 596	13 908	48 844	88 892	88 108	97 620
CHINA T.....	71 666	51 189	49 957	52 857	578 575	527 208	525 796	553 500
JAPAN.....	606 441	1 462 075	1 457 838	1 514 754	3 125 747	7 602 294	7 575 932	7 862 346
AUSTRAL.....	99 997	45 966	46 066	50 501	213 558	314 241	313 815	330 561
REP SAF.....	8 280	3 412	3 412	3 970	494 403	166 147	163 833	196 461
OTH CTY.....	936	1 600	1 600	1 682	5 666	8 160	8 824	9 351
TOTAL.....	6 109 242	9 495 188	9 403 617	9 812 904	32 339 760	51 784 404	51 104 927	53 433 090
7199240	DEVICES USED TO CONTROL LIQUIDS, GASES, OR SOLIDS, NES, INCL BALLCOCK MECHANISMS & PARTS							
CANADA.....	-	825 714	796 639	813 796	-	5 509 071	5 300 345	5 386 519
MEXICO.....	-	306 218	306 819	308 340	-	861 211	865 575	869 043
VENEZ.....	-	-	-	-	-	16 950	16 950	20 391
BRAZIL.....	-	6 681	6 676	7 068	-	113 455	113 450	119 104
ARGENT.....	-	-	-	-	-	12 040	12 077	12 160
SWEDEN.....	-	152 509	151 976	162 194	-	618 932	612 629	657 046
FINLAND.....	-	48 756	48 770	50 917	-	361 628	361 659	373 905
DENMARK.....	-	21 809	21 821	22 595	-	148 960	148 966	153 554
U KING.....	-	613 612	611 493	640 367	-	3 215 048	3 171 270	3 367 983
NETHLDS.....	-	49 130	49 453	52 877	-	142 119	138 520	145 112
BELGIUM.....	-	66 361	66 362	67 237	-	110 727	109 883	113 056
FRANCE.....	-	141 393	143 212	147 916	-	504 618	506 211	537 317
W GERM.....	-	751 029	733 844	781 855	-	4 534 116	4 468 658	4 741 797
AUSTRIA.....	-	251 365	251 284	255 781	-	1 113 091	1 113 564	1 139 037
SWITZLD.....	-	407 993	404 614	420 807	-	1 814 476	1 802 464	1 873 794
POLAND.....	-	5 135	5 135	5 598	-	5 135	5 135	5 598
SPAIN.....	-	82 700	82 700	85 115	-	262 206	262 806	279 596
PORTUGL.....	-	8 627	8 627	8 957	-	8 627	8 627	8 957
ITALY.....	-	87 889	81 783	85 421	-	379 454	370 071	387 664
ISRAEL.....	-	-	-	-	-	15 134	15 133	15 383
GAZA ST.....	-	-	-	-	-	7 632	7 697	7 697
INDIA.....	-	16 755	16 755	19 362	-	20 856	20 856	24 210
KOR REP.....	-	-	-	-	-	27 948	27 948	31 263
CHINA T.....	-	11 863	11 863	13 750	-	71 930	71 099	78 526
JAPAN.....	-	207 017	201 659	217 622	-	2 400 771	2 379 626	2 518 147
AUSTRAL.....	-	24 916	24 916	25 611	-	206 302	205 902	213 101
OTH CTY.....	-	4 559	4 559	4 874	-	20 155	20 156	21 546
TOTAL.....	-	4 092 031	4 030 960	4 198 060	-	22 502 592	22 137 277	23 101 506
7199300	TRANSMISSION SHAFTS, CRANKS, PULLEYS, SPEED CHANGERS, CHAIN SPROCKETS, ETC, AND PARTS							
CANADA.....	-	787 486	763 729	793 025	-	4 076 369	4 043 860	4 112 444
MEXICO.....	-	250 700	250 700	250 784	-	1 395 354	1 395 511	1 395 736
DOM REP.....	-	-	-	-	-	14 100	14 100	14 221
BRAZIL.....	-	23 821	23 821	24 439	-	91 381	91 381	96 452
SWEDEN.....	-	927 671	926 971	979 965	-	3 362 748	3 294 138	3 468 232
NORWAY.....	-	44 963	44 963	49 052	-	91 290	91 285	103 482
FINLAND.....	-	4 994	4 994	6 078	-	54 874	54 875	58 141
DENMARK.....	-	3 608	3 608	3 728	-	22 358	22 289	23 925
U KING.....	-	791 649	736 421	843 580	-	3 778 128	3 526 363	3 977 317
IRELAND.....	-	400	400	450	-	6 844	7 564	7 551
NETHLDS.....	-	80 382	80 319	84 777	-	291 073	289 455	300 841
BELGIUM.....	-	180 001	180 034	185 557	-	765 975	764 899	789 928
FRANCE.....	-	186 653	186 568	196 818	-	1 123 802	1 106 938	1 156 486
W GERM.....	-	999 983	990 416	1 038 051	-	6 420 865	6 357 281	6 652 066
AUSTRIA.....	-	56 855	56 861	58 930	-	505 905	485 923	522 100
SWITZLD.....	-	105 975	93 957	97 328	-	540 830	524 620	547 463
POLAND.....	-	496	496	597	-	6 579	6 579	7 005
SPAIN.....	-	31 980	31 980	33 290	-	54 391	54 392	57 909
PORTUGL.....	-	-	-	-	-	21 400	21 400	24 652
ITALY.....	-	36 528	36 600	38 646	-	432 457	430 964	456 407
ROMANIA.....	-	1 653	1 653	1 690	-	15 078	15 078	15 946
INDIA.....	-	3 932	3 932	4 310	-	61 597	59 707	67 923
SINGAPR.....	-	8 382	8 382	9 144	-	66 970	68 970	74 034
KOR REP.....	-	6 244	6 244	7 060	-	144 943	144 943	152 987
CHINA T.....	-	9 405	9 405	9 765	-	50 833	50 833	53 561
JAPAN.....	-	832 237	833 616	879 105	-	3 593 995	3 583 455	3 788 440
AUSTRAL.....	-	29 495	29 495	30 753	-	104 753	104 753	107 882
REP SAF.....	-	-	-	-	-	197 986	203 331	253 276
OTH CTY.....	-	3 610	3 610	4 452	-	14 088	14 089	16 122
TOTAL.....	-	5 409 103	5 309 175	5 631 374	-	27 306 966	26 828 976	28 302 529
7199800	MACHINES, NONELECTRIC, NES, AND MACHINERY PARTS, NONELECTRIC, NES							
CANADA.....	-	100 097	101 712	101 813	-	711 679	721 196	723 052
MEXICO.....	-	2 733	2 733	2 831	-	77 383	78 369	78 618
CHILE.....	-	-	-	-	-	9 451	9 451	9 585
BRAZIL.....	-	4 723	4 759	5 161	-	8 235	8 116	8 969
SWEDEN.....	-	8 525	8 322	8 837	-	72 576	71 795	75 880
DENMARK.....	-	31 154	30 695	32 308	-	41 365	40 688	42 974
U KING.....	-	508 194	495 949	529 992	-	2 547 432	2 540 816	2 722 639

Table 2. Schedule A Commodity by Country of Origin, Customs Value, F.a.s. and C.i.f.—Continued

(For information on coverage, definitions of Customs, f.a.s., and c.i.f. values, see Explanation of Statistics. Shipments valued less than \$251 are shown only under Schedule A commodity number 990.0000 and excluded from all other commodities. OTH CTY represents total for countries averaging under \$1,000 per month based on Customs Value)

Country of origin	Schedule A commodity number, description and unit of quantity							
	Current month				Cumulative, January to date			
	Net quantity	Value (dollars)			Net quantity	Value (dollars)		
Customs		F.a.s.	C.i.f.	Customs		F.a.s.	C.i.f.	
IRELAND.....	-	560	560	560	-	22 556	22 557	23 929
NETHLDs.....	-	1 249	1 249	1 266	-	10 974	10 974	11 223
BELGIUM.....	-	11 822	11 822	12 689	-	52 221	52 110	54 967
FRANCE.....	-	97 123	97 180	105 708	-	297 025	297 063	316 543
W GERM.....	-	446 445	441 042	484 618	-	2 286 071	2 245 146	2 556 857
AUSTRIA.....	-	-	-	-	-	7 519	7 675	8 561
SWITZLD.....	-	7 222	7 222	7 773	-	49 441	49 458	52 840
SPAIN.....	-	3 839	3 839	3 933	-	43 503	43 503	46 359
MALTA.....	-	-	-	-	-	10 984	10 997	11 162
ITALY.....	-	26 169	26 198	29 570	-	211 798	211 353	229 828
CHINA T.....	-	7 655	7 655	7 986	-	33 202	33 202	38 431
JAPAN.....	-	317 182	317 539	338 721	-	1 858 960	1 856 702	1 975 143
AUSTRAL.....	-	33 678	33 678	34 943	-	59 949	59 949	62 224
OTH CTY.....	-	681	674	869	-	4 548	4 541	5 229
TOTAL.....	-	1 609 051	1 592 828	1 709 580	-	8 416 872	8 375 681	9 055 013
7221010	TRANSFORMERS, LESS THAN 1 KVA							(NO)
CANADA.....	99 018	282 982	273 652	285 221	251 195	871 143	841 671	878 854
MEXICO.....	550 212	218 589	217 109	218 033	2 026 482	1 270 903	1 254 182	1 266 130
HAITI.....	148 129	41 015	41 007	41 791	2 828 590	376 297	375 831	384 233
DOM REP.....	206 831	25 062	24 900	25 354	593 741	67 512	67 350	68 210
N ANTIL.....	873	39 195	39 195	39 543	4 509	194 615	194 615	196 559
F W IND.....	38 487	1 132	1 132	1 182	153 973	6 456	6 456	6 811
SWEDEN.....	1 306	9 871	9 871	10 453	4 001	55 555	55 510	57 991
U KING.....	885	21 810	20 378	23 713	15 492	115 027	113 114	126 264
NETHLDs.....	654	1 831	1 831	2 054	6 573	19 549	19 549	20 368
BELGIUM.....	1 000	15 283	15 283	15 577	1 000	15 283	15 283	15 577
FRANCE.....	17 711	21 043	21 043	23 869	71 028	88 609	88 539	100 219
W GERM.....	2 586	81 404	81 232	84 820	19 715	297 390	296 118	307 244
AUSTRIA.....	700	1 120	1 120	1 331	9 747	18 497	18 497	19 287
SWITZLD.....	28	3 176	3 122	3 508	1 608	48 675	48 277	50 902
ITALY.....	17	967	967	1 127	180	14 926	14 936	16 493
ISRAEL.....	980	3 041	3 041	3 214	21 030	17 953	17 953	19 103
MALAYSA.....	30 000	13 080	13 080	13 560	185 100	112 497	112 497	116 534
SINGAPR.....	39 110	38 399	38 449	39 796	309 092	273 758	270 946	279 423
KOR REP.....	52 549	26 220	26 243	26 613	863 702	266 259	266 365	271 573
HG KONG.....	154 637	42 106	42 107	44 151	1 770 413	466 237	466 084	482 555
CHINA T.....	985 953	177 719	169 336	184 743	5 702 277	1 239 237	1 212 983	1 314 016
JAPAN.....	645 226	295 396	295 367	310 257	3 434 203	1 889 833	1 893 476	1 989 316
OTH CTY.....	6 351	2 907	2 907	3 340	49 419	24 705	24 618	26 279
TOTAL.....	2 983 243	1 363 348	1 342 372	1 403 250	18 323 070	7 750 916	7 674 850	8 013 941
7221020	TRANSFORMERS, NOT LESS THAN 1, NOT OVER 10000 KVA							(NO)
CANADA.....	582	619 043	620 165	621 580	12 109	3 869 900	3 879 713	3 888 524
MEXICO.....	1 497	2 604	2 604	2 604	27 521	50 279	50 279	51 662
SWEDEN.....	9	573 372	573 372	598 687	291	3 083 042	3 062 884	3 215 524
NORWAY.....	61	1 584	1 584	1 709	101	10 302	10 302	10 733
DENMARK.....	1	836	836	1 019	1 223	17 778	17 778	18 298
U KING.....	308	54 507	54 514	57 764	1 501	191 611	186 538	204 538
NETHLDs.....	2	260	260	315	184	97 156	97 156	99 289
BELGIUM.....	14	1 425	1 427	1 478	7 584	136 035	136 035	147 191
FRANCE.....	389	163 938	161 192	170 856	9 188	628 644	619 079	660 211
W GERM.....	751	77 639	77 994	81 430	3 132	555 810	524 711	556 703
SWITZLD.....	63	17 724	17 724	18 430	279	126 542	121 100	134 917
ITALY.....	100	4 660	4 660	5 096	585	28 564	28 564	30 616
JAPAN.....	1 436	8 332	8 332	9 046	78 112	170 664	167 769	190 631
OTH CTY.....	412	4 736	4 744	5 331	8 443	11 566	11 548	12 751
TOTAL.....	5 625	1 530 660	1 529 408	1 575 365	150 253	8 977 891	8 913 458	9 221 588
7221030	TRANSFORMERS, OVER 10000 KVA							(NO)
CANADA.....	3	389 900	371 903	373 918	16	2 600 399	2 602 458	2 614 750
BRAZIL.....	-	-	-	-	12	177 200	177 200	194 517
SWEDEN.....	2	1 077	1 077	1 106	4	810 435	810 435	858 430
U KING.....	1	7 822	7 822	8 050	1	7 822	7 822	8 050
W GERM.....	1	436	436	524	7	37 243	37 243	42 482
SWITZLD.....	15	133 200	133 200	142 688	15	133 200	133 200	142 688
ITALY.....	7	805 955	794 520	917 335	15	1 550 907	1 498 677	1 714 281
JAPAN.....	2	1 707	1 707	1 777	202	9 407	9 407	9 592
OTH CTY.....	-	-	-	-	1	425	425	445
TOTAL.....	31	1 340 097	1 310 665	1 445 403	273	5 327 038	5 276 867	5 585 235
7221042	MOTORS, ELECTRIC, LESS THAN 1/40 HORSEPOWER							(NO)
CANADA.....	36	1 375	1 375	1 503	1 624	42 217	40 636	42 876
MEXICO.....	186	609	609	609	28 102	96 747	96 747	96 747
SWEDEN.....	1 095	30 808	31 141	33 183	3 779	112 508	113 904	117 869
U KING.....	5 936	46 940	45 970	50 356	30 555	274 449	270 317	287 188
NETHLDs.....	4 104	24 747	24 747	25 155	22 443	145 060	145 062	147 767
BELGIUM.....	4 145	35 375	35 375	35 698	13 917	123 067	123 036	124 278
FRANCE.....	29	6 151	5 230	6 244	3 021	106 226	89 563	110 661
W GERM.....	25 169	134 235	124 532	131 188	133 315	1 132 354	1 079 226	1 133 140
AUSTRIA.....	-	-	-	-	4 100	7 674	7 674	7 956
SWITZLD.....	10 666	101 976	101 947	104 302	124 382	1 063 236	1 063 057	1 084 546
ITALY.....	202	2 069	2 130	2 287	618	14 373	14 405	15 260
HG KONG.....	958 952	231 871	231 871	237 291	2 682 988	690 530	691 325	712 148
CHINA T.....	153 125	26 450	26 450	27 426	423 388	99 124	98 395	102 153
JAPAN.....	265 594	728 833	760 316	751 584	2 823 482	4 382 600	4 440 598	4 571 471
OTH CTY.....	581	2 393	2 393	2 737	992	10 690	10 291	11 304
TOTAL.....	1 429 820	1 373 832	1 394 086	1 409 563	6 296 706	8 300 855	8 284 236	8 565 364

Table 2. Schedule A Commodity by Country of Origin,
Customs Value, F.a.s. and C.i.f.—Continued

(For information on coverage, definitions of Customs, f.a.s., and c.i.f. values, see Explanation of Statistics. Shipments valued less than \$251 are shown only under Schedule A commodity number 990.0000 and excluded from all other commodities. OTH CTY represents total for countries averaging under \$1,000 per month based on Customs Value)

Country of origin	Schedule A commodity number, description and unit of quantity							
	Current month				Cumulative, January to date			
	Net quantity	Value (dollars)			Net quantity	Value (dollars)		
Customs		F.a.s.	C.i.f.	Customs		F.a.s.	C.i.f.	
7221046	MOTORS, ELECTRIC, 1/40 HORSEPOWER & OVER, BUT LESS THAN 1 HORSEPOWER							(NO)
CANADA.....	20 410	132 163	130 687	134 101	159 605	946 547	947 539	960 147
MEXICO.....	290 488	1 069 787	1 053 947	1 069 787	1 092 610	4 250 323	4 203 993	4 250 642
SWEDEN.....	426	9 063	8 916	9 411	2 400	69 698	68 387	72 934
NORWAY.....	26	14 182	14 182	14 553	76	29 264	29 264	30 383
FINLAND.....	2 000	3 582	3 582	4 040	5 000	8 836	8 836	10 100
DENMARK.....	27	1 733	1 445	1 705	519	14 555	14 296	15 067
U KING.....	1 489	56 811	52 623	59 552	12 875	332 763	314 499	346 423
NETHLD.....	102	5 092	5 092	5 400	1 997	36 121	36 121	37 671
BELGIUM.....	100	3 563	3 563	3 740	214	18 763	13 626	14 547
FRANCE.....	347	24 979	24 980	26 114	4 974	196 436	195 889	211 885
W GERM.....	10 228	144 520	136 662	152 788	45 915	842 769	827 033	884 766
AUSTRIA.....	179	33 121	33 121	33 730	583	47 607	45 474	49 306
SWITZLD.....	241	14 393	14 922	15 420	2 486	68 249	68 747	72 066
ITALY.....	6 640	106 740	107 013	136 757	20 637	297 866	273 798	363 022
YUGOSLV.....	4 452	7 727	7 727	8 920	63 356	136 749	134 784	145 933
SINGAPR.....	80 354	340 132	340 130	357 653	576 144	2 119 416	2 119 404	2 223 212
HG KONG.....	34 400	33 560	33 560	37 350	400 210	379 472	370 724	384 737
CHINA T.....	100	354	354	375	300	9 154	8 554	9 130
JAPAN.....	163 486	474 223	474 394	502 455	1 127 269	3 378 507	3 398 420	3 546 484
OTH CTY.....	6	578	578	597	70	3 923	3 923	4 175
TOTAL.....	615 501	2 476 303	2 447 478	2 574 448	3 517 240	13 187 018	13 083 311	13 632 630
7221050	MOTORS, ELECTRIC, 1 HORSEPOWER AND OVER, BUT LESS THAN 20 HORSEPOWER							(NO)
CANADA.....	547	41 696	42 286	42 408	2 623	244 781	247 493	248 284
MEXICO.....	288	24 269	23 711	24 396	338	67 526	67 352	68 372
SWEDEN.....	347	46 033	45 691	47 555	1 534	190 978	190 332	198 934
NORWAY.....	81	17 833	17 833	23 464	116	35 552	35 552	41 619
DENMARK.....	6	1 971	1 971	2 299	104	30 053	30 068	31 341
U KING.....	1 395	137 116	129 654	140 227	5 359	658 536	622 013	666 597
IRELAND.....	158	8 004	8 011	8 363	158	8 004	8 011	8 363
NETHLD.....	5	628	628	665	186	95 111	95 255	98 511
BELGIUM.....	66	15 147	15 239	15 600	275	46 617	46 722	48 900
FRANCE.....	1 188	135 581	135 568	146 846	16 006	1 187 821	1 182 681	1 287 472
W GERM.....	19 496	202 989	201 656	212 281	29 137	1 039 455	1 023 361	1 091 506
AUSTRIA.....	8	1 320	1 320	1 439	409	29 779	31 517	33 452
SWITZLD.....	47	18 153	18 121	19 350	329	94 569	93 413	100 019
POLAND.....	3	276	276	301	187	16 116	16 116	17 701
ITALY.....	48	10 186	10 186	11 070	156	43 441	43 445	48 705
INDIA.....	-	-	-	-	26	6 468	6 468	7 675
SINGAPR.....	9 576	113 688	113 688	120 336	14 743	175 031	175 031	185 203
CHINA T.....	-	-	-	-	78	31 831	31 831	33 320
JAPAN.....	4 692	319 321	319 321	346 874	28 705	1 914 016	1 910 579	2 073 865
OTH CTY.....	11	3 187	3 187	3 580	108	13 129	13 121	14 769
TOTAL.....	37 962	1 097 398	1 088 347	1 167 054	100 577	5 928 814	5 870 361	6 304 608
7221060	MOTORS, ELECTRIC, 20 HORSEPOWER AND OVER							(NO)
CANADA.....	266	575 740	575 195	576 892	1 558	2 802 501	2 802 332	2 813 787
MEXICO.....	140	143 258	144 791	145 414	511	468 039	474 086	474 729
SWEDEN.....	26	489 876	489 876	521 048	414	736 572	733 340	780 792
DENMARK.....	-	-	-	-	81	42 890	42 063	45 281
U KING.....	696	597 706	548 626	579 461	2 740	2 382 503	2 214 940	2 348 356
BELGIUM.....	84	45 020	45 020	48 534	420	139 398	139 397	146 859
FRANCE.....	1 021	277 593	277 593	304 259	1 938	721 067	718 126	787 361
W GERM.....	545	582 661	568 099	591 886	1 456	1 780 324	1 731 868	1 800 730
AUSTRIA.....	-	-	-	-	6	103 153	103 453	105 693
SWITZLD.....	16	7 266	7 266	9 195	84	33 417	31 915	37 388
POLAND.....	-	-	-	-	62	6 128	6 128	6 406
ITALY.....	8	29 733	29 733	31 335	41	89 452	89 452	95 194
JAPAN.....	2 552	1 430 658	1 430 706	1 531 676	8 039	5 278 829	5 291 042	5 657 290
OTH CTY.....	1	269	275	275	31	6 768	6 774	7 280
TOTAL.....	5 355	4 179 780	4 117 180	4 339 975	17 381	14 591 041	14 384 916	15 107 146
7221070	GENERATORS, ELECT, EXC BATTERY CHARGING							(NO)
CANADA.....	296	266 908	268 727	269 057	2 377	903 955	851 720	852 303
SWEDEN.....	2	350	350	361	6	32 992	32 992	33 228
DENMARK.....	-	-	-	-	5	41 148	39 965	42 081
U KING.....	422	17 701	17 353	18 302	1 829	433 956	433 561	458 596
FRANCE.....	17	3 044	3 044	3 181	75	26 222	26 194	28 850
W GERM.....	1 017	5 308	5 308	5 701	1 701	205 921	205 923	213 020
SWITZLD.....	63	40 785	40 785	43 345	192	106 128	105 857	110 098
SPAIN.....	145	5 989	5 989	6 107	958	39 409	39 409	40 346
ITALY.....	-	-	-	-	55	7 442	7 442	7 878
JAPAN.....	882	195 049	195 049	203 588	8 186	1 156 633	1 150 870	1 209 828
AUSTRAL.....	10	18 575	18 575	19 630	17	30 271	29 720	31 687
OTH CTY.....	-	-	-	-	11	4 491	4 491	4 696
TOTAL.....	2 854	553 709	555 180	569 272	15 412	2 988 563	2 928 144	3 032 611
7221080	MACHINERY, ELECTRIC POWER, AND PARTS, NES							
CANADA.....	-	1 752 920	1 748 227	1 751 620	-	10 218 705	10 240 446	10 291 981
MEXICO.....	-	1 685 701	1 641 627	1 672 465	-	7 086 046	6 897 974	7 040 887
HAWAII.....	-	33 525	33 525	35 263	-	182 313	181 711	187 771
LW WW I.....	-	2 382	2 382	2 509	-	12 671	12 515	13 324
VENEZ.....	-	-	-	-	-	15 000	15 000	15 225
BRAZIL.....	-	-	-	-	-	50 691	48 999	54 136

Table 2. Schedule A Commodity by Country of Origin,
Customs Value, F.a.s. and C.i.f.—Continued

(For information on coverage, definitions of Customs, f.a.s., and c.i.f. values, see Explanation of Statistics. Shipments valued less than \$251 are shown only under Schedule A commodity number 990.0000 and excluded from all other commodities. OTH CTY represents total for countries averaging under \$1,000 per month based on Customs Value)

Country of origin	Schedule A commodity number, description and unit of quantity							
	Net quantity	Current month			Net quantity	Cumulative, January to date		
		Value (dollars)				Value (dollars)		
	Customs	F.a.s.	C.i.f.	Customs	F.a.s.	C.i.f.		
SWEDEN.....	-	185 639	185 043	196 203	-	1 878 221	1 876 791	1 938 626
NORWAY.....	-	5 082	5 082	5 375	-	18 599	18 506	20 713
FINLAND.....	-	5 926	5 926	6 879	-	7 585	7 566	8 612
DENMARK.....	-	56 106	56 106	57 397	-	504 818	504 343	555 051
U KING.....	-	176 240	175 551	187 996	-	2 586 862	2 583 095	2 753 948
IRELAND.....	-	65 178	65 185	66 160	-	307 975	307 511	312 704
NETHLDs.....	-	121 803	121 803	125 940	-	252 025	251 185	260 476
BELGIUM.....	-	3 655	3 655	4 039	-	21 299	21 826	23 145
FRANCE.....	-	270 361	269 974	287 598	-	1 468 507	1 477 042	1 581 238
W GERM.....	-	1 872 402	1 873 497	1 911 419	-	5 420 757	5 500 347	5 625 837
AUSTRIA.....	-	4 285	4 285	4 372	-	24 865	24 865	25 852
SWITZLD.....	-	31 269	31 269	33 758	-	205 538	196 592	206 541
POLAND.....	-	-	-	-	-	7 452	7 452	9 001
SPAIN.....	-	432	432	455	-	19 400	19 404	20 619
ITALY.....	-	31 166	30 846	33 253	-	397 588	399 688	428 832
YUGOSLV.....	-	5 900	5 900	6 699	-	5 900	5 900	6 699
ISRAEL.....	-	29 386	29 386	70 940	-	43 076	43 193	85 151
MALAYSA.....	-	76 008	76 008	78 558	-	131 311	131 311	134 986
SINGAPR.....	-	119 025	120 148	124 256	-	1 150 265	1 047 271	1 172 636
KOR REP.....	-	4 504	4 504	4 590	-	185 290	187 996	196 174
HG KONG.....	-	187 653	187 775	197 078	-	1 539 580	1 492 956	1 559 995
CHINA T.....	-	142 624	142 021	152 766	-	1 011 883	1 008 699	1 057 531
JAPAN.....	-	1 564 318	1 571 198	1 649 563	-	6 465 541	6 442 409	6 843 651
AUSTRAL.....	-	269	269	320	-	16 943	16 943	17 886
OTH CTY.....	-	4 882	4 882	5 224	-	16 893	16 727	17 866
TOTAL.....	-	8 438 641	8 396 506	8 672 695	-	41 253 599	40 986 263	42 467 096
7223020	SWITCHGEAR, PANELS, ETC, FOR MAKING, BREAKING OR PROTECTING ELECTRICAL CIRCUITS							
CANADA.....	-	3 565 099	3 379 724	3 577 989	-	16 395 118	15 763 901	16 414 365
MEXICO.....	-	3 761 450	3 731 064	3 795 508	-	16 912 050	16 740 951	17 073 411
GUATMAL.....	-	48 605	48 605	49 461	-	239 920	239 920	243 787
SALVADR.....	-	89 690	105 038	89 871	-	271 928	373 487	272 398
C RICA.....	-	6 778	6 623	7 302	-	149 546	149 391	156 037
PANAMA.....	-	-	-	-	-	9 952	9 952	9 995
JAMAICA.....	-	-	-	-	-	10 672	10 617	10 399
HAITI.....	-	105 768	103 397	107 657	-	345 765	339 420	355 273
DOM REP.....	-	21 376	21 376	22 456	-	111 604	111 604	117 354
LW WW I.....	-	21 235	21 235	22 005	-	84 140	83 649	86 225
BARBADO.....	-	-	-	-	-	329 368	327 642	361 278
TRINID.....	-	547	547	567	-	28 096	26 745	27 311
N ANTIL.....	-	-	-	-	-	13 444	13 356	13 609
F W IND.....	-	10 411	10 287	10 442	-	13 293	13 125	13 334
BRAZIL.....	-	65 502	65 373	66 985	-	365 095	363 658	374 840
ARGENT.....	-	-	-	-	-	6 009	5 515	6 195
SWEDEN.....	-	251 334	233 946	258 771	-	2 197 880	2 064 031	2 253 066
NORWAY.....	-	32 435	32 435	36 306	-	98 640	98 613	113 206
FINLAND.....	-	5 945	6 045	6 378	-	33 459	33 331	35 117
DENMARK.....	-	82 483	82 406	84 349	-	341 668	341 327	352 541
U KING.....	-	1 047 535	1 030 152	1 091 839	-	4 793 866	4 729 443	5 001 399
IRELAND.....	-	16 165	16 165	17 701	-	154 884	154 891	159 395
NETHLDs.....	-	256 536	252 192	257 051	-	1 493 303	1 484 820	1 520 208
BELGIUM.....	-	106 076	106 297	109 998	-	476 433	476 290	494 519
FRANCE.....	-	716 180	713 266	742 746	-	4 784 772	4 755 263	4 960 258
W GERM.....	-	2 330 431	2 203 081	2 372 542	-	11 563 246	11 005 598	11 830 379
AUSTRIA.....	-	86 561	86 562	90 650	-	386 151	385 076	402 928
SWITZLD.....	-	1 710 834	1 647 569	1 721 351	-	7 984 921	7 295 432	7 632 284
POLAND.....	-	615	615	670	-	6 430	6 430	6 956
AZORES.....	-	5 915	5 927	6 448	-	6 236	6 248	6 785
SPAIN.....	-	5 887	5 887	6 409	-	305 074	305 070	327 513
PORTUGL.....	-	12 786	12 746	14 993	-	37 640	37 600	43 055
ITALY.....	-	196 507	196 546	220 511	-	1 153 716	1 191 634	1 302 376
ISRAEL.....	-	14 220	14 220	15 806	-	137 959	137 961	144 350
INDIA.....	-	50 361	50 245	51 228	-	139 224	138 837	144 196
MALAYSA.....	-	25 158	25 157	25 715	-	427 082	416 082	420 975
SINGAPR.....	-	342 804	342 803	350 333	-	2 773 946	2 774 151	2 833 608
KOR REP.....	-	60 686	60 727	63 035	-	411 750	412 373	427 390
HG KONG.....	-	331 198	330 254	347 781	-	1 420 141	1 371 228	1 446 863
CHINA T.....	-	141 107	137 498	150 848	-	735 582	714 270	770 343
JAPAN.....	-	2 869 267	2 870 112	3 005 240	-	14 966 522	14 975 633	15 675 259
AUSTRAL.....	-	195 812	195 812	202 053	-	312 610	312 616	325 273
REP SAF.....	-	6 661	6 661	6 794	-	15 107	15 107	15 954
OTH CTY.....	-	3 693	3 693	3 978	-	14 116	14 116	15 580
TOTAL.....	-	18 601 653	18 162 288	19 011 767	-	92 458 358	90 226 404	94 197 589
7223040	RESISTORS, FIXED OR VARIABLE, INCLUDING POTENTIOMETERS, AND PARTS, EXCL HEATING ELEMENTS							
CANADA.....	-	320 821	312 329	314 177	-	1 556 570	1 523 819	1 545 367
MEXICO.....	-	1 141 899	1 098 742	1 122 158	-	4 396 932	4 268 443	4 363 392
HONDURA.....	-	3 373	3 373	3 416	-	24 758	24 758	24 968
HAITI.....	-	83 495	83 495	89 774	-	296 137	296 137	305 170
BRAZIL.....	-	94 682	94 682	102 773	-	675 087	674 617	715 566
SWEDEN.....	-	14 829	14 430	15 171	-	52 605	49 878	54 338
NORWAY.....	-	1 342	1 344	1 426	-	8 536	8 474	9 551
DENMARK.....	-	8 479	8 479	8 736	-	28 527	28 372	29 200
U KING.....	-	95 917	95 150	103 374	-	446 123	443 690	478 360
IRELAND.....	-	112 548	112 570	113 302	-	440 536	440 680	443 974
NETHLDs.....	-	71 898	71 902	75 240	-	594 876	594 871	614 044
BELGIUM.....	-	22 133	22 139	23 264	-	56 834	56 803	60 078
FRANCE.....	-	47 693	47 809	48 476	-	135 867	138 840	140 927

Table 2. Schedule A Commodity by Country of Origin,
Customs Value, F.a.s. and C.i.f.—Continued

(For information on coverage, definitions of Customs, f.a.s., and c.i.f. values, see Explanation of Statistics. Shipments valued less than \$251 are shown only under Schedule A commodity number 990.0000 and excluded from all other commodities. OTH CTY represents total for countries averaging under \$1,000 per month based on Customs Value)

Country of origin	Schedule A commodity number, description and unit of quantity							
	Net quantity	Current month			Net quantity	Cumulative, January to date		
		Value (dollars)				Value (dollars)		
	Customs	F.a.s.	C.i.f.	Customs	F.a.s.	C.i.f.		
W GERM.....	-	83 326	84 342	89 508	-	599 433	603 374	630 381
AUSTRIA.....	-	4 414	4 414	4 759	-	12 739	12 741	13 149
SWITZLD.....	-	19 851	19 820	20 406	-	55 399	55 368	57 376
SPAIN.....	-	221 425	221 425	236 515	-	727 106	723 071	768 418
ITALY.....	-	10 164	10 166	10 865	-	44 397	43 742	47 831
YUGOSLV.....	-	-	-	-	-	17 838	17 838	18 847
ISRAEL.....	-	164 394	164 539	165 423	-	888 682	888 957	894 410
INDIA.....	-	18 303	15 110	15 777	-	40 764	26 106	27 395
MALAYSA.....	-	17 742	17 742	21 213	-	108 881	108 881	119 979
SINGAPR.....	-	73 440	73 440	77 583	-	1 277 382	1 279 688	1 327 157
HG KONG.....	-	16 242	16 242	16 480	-	146 386	144 383	148 879
CHINA T.....	-	24 293	24 293	25 723	-	184 367	184 367	192 464
JAPAN.....	-	752 022	731 265	762 785	-	3 937 818	3 917 387	4 091 876
OTH CTY.....	-	-	-	-	-	3 229	3 354	3 522
TOTAL.....	-	3 424 725	3 349 242	3 468 324	-	16 757 809	16 558 639	17 126 619
7231020	CONDUCTORS, INSULATED ELECTRICAL, WITHOUT FITTINGS							(LB)
CANADA.....	896 795	1 080 047	1 079 218	1 099 232	3 376 147	4 471 295	4 407 682	4 514 260
MEXICO.....	9 722	37 898	35 000	38 186	68 381	197 499	181 293	199 558
N ANTIL.....	430	34 819	34 819	35 100	2 238	167 292	167 292	169 014
CHILE.....	115 350	63 590	63 590	67 261	335 296	182 413	182 413	192 492
BRAZIL.....	-	-	-	-	54 639	104 174	104 174	109 178
ARGENT.....	-	-	-	-	43 081	41 826	41 826	45 088
SWEDEN.....	24 385	32 772	41 778	34 721	137 433	178 423	223 946	189 719
NORWAY.....	-	-	-	-	66 508	47 102	47 102	57 700
U KING.....	16 114	32 986	32 987	35 972	435 309	533 017	531 943	565 061
NETHLDs.....	4 461	26 392	26 392	27 802	13 578	64 680	64 680	70 260
FRANCE.....	38 849	137 223	137 223	141 125	73 541	265 309	265 314	273 608
W GERM.....	165 509	215 649	215 451	247 153	298 945	470 657	476 497	519 572
SWITZLD.....	103	660	660	685	888	6 746	6 489	6 817
SPAIN.....	798 163	936 183	936 483	990 223	1 358 516	1 685 582	1 683 229	1 776 500
ITALY.....	7 257	17 238	17 238	17 584	15 612	50 231	50 231	51 187
YUGOSLV.....	601 113	419 715	419 715	453 027	3 327 415	2 455 847	2 455 847	2 635 857
ISRAEL.....	23	1 910	1 910	1 926	3 524	30 814	26 070	32 240
KOR REP.....	48 726	56 511	56 511	61 349	391 176	364 654	356 476	386 885
CHINA T.....	5 132	2 221	2 221	2 462	37 399	33 425	33 926	36 158
JAPAN.....	495 000	657 401	617 480	703 148	3 461 721	3 599 076	3 491 146	3 841 390
AUSTRAL.....	78	808	808	1 047	9 706	24 354	24 368	30 601
OTH CTY.....	-	-	-	-	6 797	11 348	11 348	13 211
TOTAL.....	3 227 210	3 754 023	3 719 484	3 958 003	13 517 850	14 985 764	14 833 292	15 716 356
7231040	LIGHTING SETS, CHRISTMAS TREE, WITH OR WITHOUT BULBS, AND SIMILAR WIRING SETS							(NO)
HUNGARY.....	-	-	-	-	2 160	14 962	14 962	21 176
SPAIN.....	-	-	-	-	101	10 636	10 636	13 783
ITALY.....	41 154	67 195	67 187	72 955	97 118	161 871	161 863	169 299
KOR REP.....	138	306	306	591	265 538	330 922	316 975	356 671
CHINA T.....	542 376	255 701	256 942	302 997	1 764 228	1 141 892	1 093 638	1 282 445
JAPAN.....	-	-	-	-	66 640	30 867	30 867	36 348
OTH CTY.....	-	-	-	-	4 608	460	460	490
TOTAL.....	583 668	323 202	324 435	376 543	2 200 393	1 691 610	1 629 401	1 880 212
7231060	CONDUCTORS, INSULATED ELECTRICAL, WITH FITTINGS, NES							
CANADA.....	-	2 295 201	2 313 142	2 326 035	-	8 821 645	8 889 383	8 946 625
MEXICO.....	-	2 349 187	2 347 386	2 357 269	-	10 664 818	10 644 784	10 696 083
GUATMAL.....	-	6 710	6 710	6 824	-	55 160	55 160	56 037
HAITI.....	-	183 824	183 824	189 052	-	816 914	823 097	841 807
DOM REP.....	-	57 240	57 220	58 674	-	530 025	530 004	541 288
BARBADO.....	-	-	-	-	-	48 153	48 154	64 002
N ANTIL.....	-	28 689	28 689	28 923	-	128 036	128 701	130 022
VENEZ.....	-	-	-	-	-	22 105	22 106	22 911
BRAZIL.....	-	15 541	14 107	15 225	-	287 839	282 359	307 825
ARGENT.....	-	5 743	5 094	5 826	-	20 464	18 317	20 946
SWEDEN.....	-	15 161	15 061	15 753	-	73 785	71 608	77 869
NORWAY.....	-	45 904	45 904	46 578	-	128 779	129 142	131 654
DENMARK.....	-	7 244	7 193	7 326	-	67 307	66 319	68 668
U KING.....	-	171 731	170 032	179 327	-	420 883	417 130	444 961
NETHLDs.....	-	47 633	47 633	50 983	-	343 747	342 427	351 062
BELGIUM.....	-	1 086	1 089	1 128	-	11 056	11 060	11 672
FRANCE.....	-	57 898	55 375	58 079	-	289 659	294 890	313 012
W GERM.....	-	276 477	270 561	289 591	-	1 456 800	1 354 618	1 525 983
AUSTRIA.....	-	4 560	4 560	4 948	-	33 830	33 830	35 077
SWITZLD.....	-	6 387	6 424	6 546	-	68 532	67 663	71 861
SPAIN.....	-	498	498	522	-	6 198	6 198	7 175
PORTUGL.....	-	4 772	4 772	4 854	-	21 315	19 453	19 742
ITALY.....	-	29 751	29 751	31 112	-	146 304	144 769	156 141
ISRAEL.....	-	26 266	21 006	27 240	-	49 345	38 457	52 281
SINGAPR.....	-	3 470	3 470	3 643	-	62 394	62 394	64 003
KOR REP.....	-	54 840	54 840	55 565	-	465 196	465 248	471 722
HG KONG.....	-	78 849	79 032	84 235	-	904 974	903 650	940 852
CHINA T.....	-	252 099	252 099	269 512	-	1 503 115	1 500 928	1 588 207
JAPAN.....	-	449 600	450 553	482 262	-	3 586 429	3 577 551	3 817 954
AUSTRAL.....	-	9 493	9 493	9 493	-	42 189	42 189	49 092
OTH CTY.....	-	1 178	1 178	1 274	-	12 171	12 220	12 618
TOTAL.....	-	6 487 032	6 486 696	6 621 102	-	31 089 167	31 003 809	31 839 152

Table 2. Schedule A Commodity by Country of Origin,
Customs Value, F.a.s. and C.i.f.—Continued

(For information on coverage, definitions of Customs, f.a.s., and c.i.f. values, see Explanation of Statistics. Shipments valued less than \$251 are shown only under Schedule A commodity number 990.0000 and excluded from all other commodities. OTH CTY represents total for countries averaging under \$1,000 per month based on Customs Value)

Country of origin	Schedule A commodity number, description and unit of quantity							
	Current month				Cumulative, January to date			
	Net quantity	Value (dollars)			Net quantity	Value (dollars)		
Customs		F.a.s.	C.i.f.	Customs		F.a.s.	C.i.f.	
7232100	INSULATORS, ELECTRICAL							
CANADA.....	-	188 285	188 999	190 177	-	724 233	730 724	732 915
MEXICO.....	-	-	-	-	-	46 332	46 332	46 332
SWEDEN.....	-	-	-	-	-	7 731	7 731	7 966
NORWAY.....	-	-	-	-	-	11 952	11 952	15 501
U KING.....	-	63 188	63 188	69 019	-	422 678	422 578	458 353
BELGIUM.....	-	14 467	14 467	15 808	-	72 330	67 163	89 770
FRANCE.....	-	783 145	783 145	913 284	-	1 132 297	1 132 175	1 337 704
W GERM.....	-	114 731	114 729	121 267	-	242 852	242 121	257 120
SWITZLD.....	-	19 140	19 140	20 104	-	136 615	136 615	143 759
ITALY.....	-	-	-	-	-	7 757	8 061	8 961
KOR REP.....	-	-	-	-	-	19 425	19 425	25 535
HG KONG.....	-	6 599	6 599	6 890	-	17 240	17 240	18 142
CHINA T.....	-	-	-	-	-	6 156	6 156	6 272
JAPAN.....	-	813 596	813 642	872 777	-	5 499 494	5 499 300	5 939 770
OTH CTY.....	-	2 928	2 928	3 052	-	9 115	9 152	10 961
TOTAL.....	-	2 006 079	2 006 837	2 212 383	-	8 356 207	8 356 725	9 099 061
7232300	IRON OR STEEL PIPES OR TUBES PREPARED, ETC, FOR ELECTRICAL CONDUITS, & FITTINGS (LB)							
CANADA.....	7 695	14 516	14 621	14 621	30 723	55 388	55 856	55 856
U KING.....	-	-	-	-	-	264	5 393	4 421
FRANCE.....	-	-	-	-	-	6 952	25 148	25 723
W GERM.....	11	348	308	358	349 856	219 231	218 885	229 348
INDIA.....	-	-	-	-	-	28 660	6 000	6 937
JAPAN.....	192 328	111 281	102 917	118 680	387 883	231 323	213 854	247 017
OTH CTY.....	-	-	-	-	-	13	255	271
TOTAL.....	200 034	126 145	117 846	133 659	804 351	542 738	524 099	569 573
7241000	TELEVISION RECEIVING SETS, INCLUDING COMBINATION RADIO-TELEVISION-PHONOGRAPH SETS (NO)							
CANADA.....	1 657	598 979	594 673	594 729	3 137	1 027 742	960 757	963 487
BRAZIL.....	-	-	-	-	2 108	295 807	295 807	327 666
DENMARK.....	24	8 679	8 679	9 925	24	8 679	8 679	9 925
U KING.....	1	681	681	762	157	88 106	88 106	90 901
NETHLDs.....	1	601	601	610	61	13 819	13 819	15 138
W GERM.....	77	28 393	25 538	30 394	283	201 462	146 570	208 412
SPAIN.....	-	-	-	-	-	204	22 180	22 700
ITALY.....	1	317	317	427	267	35 595	35 595	38 019
KOR REP.....	22 501	1 401 736	1 401 736	1 496 834	122 312	7 428 120	7 429 611	7 911 391
CHINA T.....	140 777	8 618 685	8 652 796	9 103 508	930 513	60 204 886	59 892 054	63 586 592
JAPAN.....	88 894	13 923 406	13 925 925	14 617 874	370 913	56 145 561	56 123 745	58 859 060
OTH CTY.....	4	3 259	3 259	3 629	33	5 933	5 933	7 024
TOTAL.....	253 937	24 584 736	24 614 205	25 858 692	1 430 012	125 477 890	125 022 856	132 045 315
7242020	RADIO RECEIVING SETS, SOLID STATE (NO)							
CANADA.....	5 795	107 247	107 667	107 697	21 824	466 772	466 990	475 269
MEXICO.....	-	-	-	-	9 144	31 617	31 617	34 202
BRAZIL.....	78 406	3 040 002	3 040 022	3 095 984	350 896	10 374 375	10 371 977	10 614 371
SWEDEN.....	312	22 664	21 864	23 184	677	48 596	47 796	50 084
NORWAY.....	41	17 665	17 705	18 582	1 068	272 283	273 300	285 294
DENMARK.....	-	-	-	-	1 170	232 884	232 884	241 480
U KING.....	998	102 686	102 686	70 859	3 696	421 271	413 467	327 248
IRELAND.....	-	-	-	-	10 453	299 674	295 188	301 539
NETHLDs.....	36	3 003	3 003	3 011	572	72 089	72 088	73 014
BELGIUM.....	1	4 784	4 784	4 836	16	10 306	10 306	10 607
W GERM.....	3 938	304 006	304 060	306 548	9 909	623 453	620 409	640 759
SWITZLD.....	5	3 373	3 373	3 544	1 195	97 634	97 634	98 429
THAILND.....	-	-	-	-	3 000	41 880	41 880	44 258
MALAYSA.....	-	-	-	-	1 920	7 641	7 641	7 749
SINGAPR.....	198 145	2 535 915	2 536 511	2 632 222	1 030 624	13 682 690	13 670 874	14 181 700
PHIL R.....	2 016	9 344	9 344	9 497	13 000	56 941	56 223	57 548
KOR REP.....	107 804	1 296 665	1 288 042	1 341 649	682 109	10 298 332	10 296 689	10 755 914
HG KONG.....	927 260	6 777 308	6 786 576	7 072 164	3 782 163	29 589 137	29 330 942	30 588 855
CHINA T.....	237 853	2 094 772	2 096 710	2 191 740	1 485 341	14 442 405	14 386 684	14 951 673
JAPAN.....	315 286	14 150 010	14 225 986	14 678 566	1 707 829	69 296 927	69 676 220	71 950 003
O PW AF.....	-	-	-	-	300	12 587	12 587	14 712
REP SAF.....	-	-	-	-	125	17 097	17 097	18 197
OTH CTY.....	-	-	-	-	24	677	677	712
TOTAL.....	1 877 896	30 469 444	30 548 333	31 560 083	9 117 055	150 397 268	150 431 170	155 723 617
7242040	RADIO RECEIVING SETS, EXCEPT SOLID STATE (NO)							
CANADA.....	2	3 580	3 585	3 585	710	13 554	13 593	13 625
SWEDEN.....	-	-	-	-	101	140 605	136 004	145 425
FRANCE.....	-	-	-	-	8	50 579	50 579	51 360
ISRAEL.....	-	-	-	-	50	5 550	5 550	5 910
KOR REP.....	528	14 240	14 668	14 924	528	14 240	14 668	14 924
HG KONG.....	-	-	-	-	1 000	5 993	5 905	7 064
CHINA T.....	-	-	-	-	6 000	54 732	54 732	57 384
JAPAN.....	1 064	72 445	73 068	74 271	21 426	412 572	412 677	427 802
OTH CTY.....	13	4 405	4 405	4 708	15	4 982	4 982	5 403
TOTAL.....	1 607	94 670	95 726	97 488	29 838	702 807	698 690	728 897
7242050	RADIO-TAPE RECORDER COMBINATIONS (NO)							
W GERM.....	-	-	-	-	256	49 062	49 062	50 530
SWITZLD.....	-	-	-	-	53	17 756	17 756	17 863

Table 2. Schedule A Commodity by Country of Origin,
Customs Value, F.a.s. and C.i.f.—Continued

(For information on coverage, definitions of Customs, f.a.s., and c.i.f. values, see Explanation of Statistics. Shipments valued less than \$251 are shown only under Schedule A commodity number 990.0000 and excluded from all other commodities. OTH CTY represents total for countries averaging under \$1,000 per month based on Customs Value)

Country of origin	Schedule A commodity number, description and unit of quantity							
	Current month				Cumulative, January to date			
	Net quantity	Value (dollars)			Net quantity	Value (dollars)		
Customs		F.a.s.	C.i.f.	Customs		F.a.s.	C.i.f.	
SINGAPR.....	12	363	363	600	1 512	55 383	55 383	57 647
KOR REP.....	4 314	213 584	213 584	227 046	5 196	258 177	258 743	275 744
HG KONG.....	350	29 765	29 765	31 613	2 327	110 962	110 962	118 783
CHINA T.....	28 591	1 331 028	1 328 257	1 420 095	199 638	7 562 235	7 567 556	8 012 878
JAPAN.....	85 583	3 655 218	3 681 292	3 822 103	368 698	16 393 948	16 473 761	17 093 204
OTH CTY.....	12	1 547	1 547	1 577	34	2 394	2 394	2 476
TOTAL.....	118 862	5 231 505	5 254 808	5 503 034	577 714	24 449 917	24 535 617	25 629 125
7242060	RADIO-PHONOGRAPH COMBINATIONS							(NO)
CANADA.....	222	41 936	42 589	42 589	495	92 285	94 247	95 457
W GERM.....	4	636	636	779	225	28 721	29 341	31 231
E GERM.....	-	-	-	-	1 421	138 161	142 245	151 860
KOR REP.....	5 197	174 343	172 483	188 790	12 465	509 159	506 369	556 989
HG KONG.....	1	500	500	563	11 189	248 827	248 029	275 555
CHINA T.....	2 050	58 321	58 321	60 871	57 591	1 564 058	1 564 058	1 662 160
JAPAN.....	14 279	599 568	598 441	634 593	103 118	3 606 813	3 609 043	3 839 373
OTH CTY.....	-	-	-	-	48	6 116	6 138	6 598
TOTAL.....	21 753	875 304	872 970	928 185	186 552	6 194 140	6 199 470	6 619 223
7242065	RADIO RECEIVERS, CANADIAN ARTICLE, APTA							(NO)
CANADA.....	106 844	2 670 348	2 679 240	2 679 733	320 586	7 948 494	7 980 586	7 981 533
TOTAL.....	106 844	2 670 348	2 679 240	2 679 733	320 586	7 948 494	7 980 586	7 981 533
7242075	RADIO APPARATUS, NES, INCLUDING PARTS							
CANADA.....	-	1 453 431	1 388 855	1 456 968	-	5 725 065	5 580 781	5 727 598
MEXICO.....	-	846 254	842 056	846 251	-	2 991 517	2 962 788	2 958 001
SWEDEN.....	-	722 035	722 035	740 297	-	1 920 169	1 919 815	1 945 781
NORWAY.....	-	-	-	-	-	65 760	65 760	66 813
DENMARK.....	-	23 917	23 917	24 457	-	90 568	90 180	92 645
U KING.....	-	303 999	303 998	305 298	-	860 804	858 704	841 067
NETHLDs.....	-	4 649	4 649	4 798	-	147 372	147 372	153 530
BELGIUM.....	-	15 679	15 679	15 822	-	37 732	37 732	39 733
FRANCE.....	-	-	-	-	-	920 255	920 164	930 429
W GERM.....	-	119 041	119 241	121 593	-	851 779	847 365	865 957
SWITZLD.....	-	431	431	452	-	14 015	14 015	14 551
ITALY.....	-	5 344	5 344	5 785	-	27 088	27 088	28 199
GREECE.....	-	42 621	41 997	43 567	-	342 432	339 641	351 513
ISRAEL.....	-	14 827	14 827	16 403	-	82 517	82 517	87 561
MALAYSA.....	-	-	-	-	-	310 138	310 139	311 071
SINGAPR.....	-	15 989	15 989	16 826	-	23 014	23 014	24 551
KOR REP.....	-	34 632	34 523	37 544	-	186 445	189 888	199 676
HG KONG.....	-	41 254	41 254	44 575	-	404 857	398 522	426 916
CHINA T.....	-	252 528	243 092	263 917	-	1 207 199	1 160 560	1 271 985
JAPAN.....	-	1 960 474	1 960 930	2 002 835	-	9 042 003	9 051 380	9 247 774
OTH CTY.....	-	2 706	2 706	2 826	-	5 216	5 217	5 592
TOTAL.....	-	5 859 811	5 781 523	5 950 214	-	25 255 945	25 032 642	25 590 943
7242085	TELEVISION SETS, PHONOGRAPHS AND COMBINATIONS, AND PARTS, CANADIAN ARTICLE, APTA							
CANADA.....	-	297 791	296 651	300 941	-	2 058 030	1 991 252	2 077 601
TOTAL.....	-	297 791	296 651	300 941	-	2 058 030	1 991 252	2 077 601
7249120	TELEPHONIC APPARATUS AND INSTRUMENTS AND PARTS							
CANADA.....	-	2 626 136	2 148 621	2 634 839	-	14 115 350	11 631 592	14 213 816
MEXICO.....	-	454 596	452 704	456 641	-	2 373 037	2 358 392	2 382 245
LW WW I.....	-	-	-	-	-	8 371	8 371	8 538
TRINID.....	-	-	-	-	-	10 045	10 045	10 245
SURINAM.....	-	-	-	-	-	5 866	2 346	2 620
BRAZIL.....	-	-	-	-	-	205 993	205 993	216 095
ARGENT.....	-	-	-	-	-	20 135	20 135	22 436
SWEDEN.....	-	409 483	409 483	418 511	-	1 566 663	1 563 686	1 607 999
NORWAY.....	-	12 257	12 257	12 708	-	308 996	309 003	320 620
DENMARK.....	-	6 511	6 511	6 719	-	20 597	20 597	22 618
U KING.....	-	26 997	26 997	27 661	-	431 671	431 687	439 555
IRELAND.....	-	428 193	404 178	437 481	-	944 478	915 684	957 113
NETHLDs.....	-	36 480	36 480	39 976	-	266 144	264 926	287 041
BELGIUM.....	-	11 034	11 043	11 826	-	42 170	42 496	44 753
FRANCE.....	-	163 710	163 710	167 869	-	826 543	826 092	856 493
W GERM.....	-	57 679	57 480	60 293	-	1 794 431	1 792 428	1 852 523
AUSTRIA.....	-	-	-	-	-	90 264	90 751	94 914
SWITZLD.....	-	4 072	4 072	4 224	-	7 160	7 160	7 425
SPAIN.....	-	10 479	10 479	11 237	-	111 788	111 788	122 151
ITALY.....	-	83 022	83 120	87 401	-	249 734	249 832	264 802
ISRAEL.....	-	393	393	437	-	15 558	15 558	16 573
SINGAPR.....	-	-	-	-	-	49 319	49 319	51 953
KOR REP.....	-	155 135	156 139	163 204	-	654 207	662 814	687 572
HG KONG.....	-	1 648	1 648	2 220	-	99 478	99 493	109 941
CHINA T.....	-	75 241	75 241	77 651	-	237 703	237 703	242 828
JAPAN.....	-	654 032	653 973	693 742	-	7 442 857	7 435 011	7 749 185
OTH CTY.....	-	-	-	-	-	7 318	7 333	8 275
TOTAL.....	-	5 217 098	4 714 529	5 314 640	-	31 905 876	29 370 235	32 600 329
7249140	TELEPRINTING AND TELETYPEWRITING MACHINES AND PARTS							
CANADA.....	-	-	-	-	-	30 039	28 977	29 002
MEXICO.....	-	130 665	130 665	130 665	-	261 185	261 185	261 185

Table 2. Schedule A Commodity by Country of Origin,
Customs Value, F.a.s. and C.i.f.—Continued

(For information on coverage, definitions of Customs, f.a.s., and c.i.f. values, see Explanation of Statistics. Shipments valued less than \$251 are shown only under Schedule A commodity number 990.0000 and excluded from all other commodities. OTH CTY represents total for countries averaging under \$1,000 per month based on Customs Value)

Country of origin	Schedule A commodity number, description and unit of quantity							
	Current month				Cumulative, January to date			
	Net quantity	Value (dollars)			Net quantity	Value (dollars)		
Customs		F.a.s.	C.i.f.	Customs		F.a.s.	C.i.f.	
U KING.....	-	27 025	27 025	27 106	-	67 061	67 061	67 935
FRANCE.....	-	-	-	-	-	11 834	11 834	12 349
W GERM.....	-	55 376	55 376	56 957	-	409 687	409 687	424 344
YUGOSLV.....	-	34 738	29 658	30 876	-	74 360	62 684	65 295
JAPAN.....	-	173 755	173 755	179 247	-	3 657 390	3 581 399	3 661 265
OTH CTY.....	-	-	-	-	-	5 407	5 407	5 720
TOTAL.....	-	421 559	416 479	424 851	-	4 516 963	4 428 234	4 527 095
7249160	TELEGRAPH APPARATUS AND INSTRUMENTS NES AND PARTS							
CANADA.....	-	1 563	1 580	1 580	-	95 706	95 256	97 049
MEXICO.....	-	20 461	20 461	21 256	-	1 157 335	1 157 335	1 177 569
SWEDEN.....	-	-	-	-	-	73 990	73 990	75 034
U KING.....	-	8 853	8 853	8 921	-	42 142	42 142	43 145
W GERM.....	-	1 564 144	1 564 144	1 568 355	-	2 939 364	2 939 565	2 976 676
ITALY.....	-	-	-	-	-	15 282	15 282	15 734
JAPAN.....	-	41 141	41 141	42 438	-	167 650	150 007	177 051
OTH CTY.....	-	4 232	4 232	4 398	-	10 225	10 222	10 771
TOTAL.....	-	1 640 394	1 640 411	1 646 948	-	4 501 694	4 483 799	4 573 039
7249210	MICROPHONES (NO)							
CANADA.....	45	5 519	5 519	5 519	730	34 371	34 461	35 118
SWEDEN.....	20	1 573	1 573	1 584	65	5 898	5 900	5 969
U KING.....	1 103	9 494	9 494	9 826	8 250	31 647	31 647	32 574
NETHLDs.....	339	5 458	5 458	5 613	1 087	7 402	7 402	7 628
W GERM.....	5 369	139 525	139 525	142 980	9 737	353 799	353 927	361 773
AUSTRIA.....	6 590	175 628	175 628	177 826	19 132	463 856	463 856	473 569
SWITZLD.....	313	11 206	11 206	11 336	634	22 444	22 449	22 716
SPAIN.....	5 400	28 577	21 600	29 808	19 635	92 315	82 838	94 480
ITALY.....	16	265	265	305	992	8 756	8 756	9 819
KOR REP.....	2 500	2 100	2 100	2 158	42 500	31 950	31 950	32 947
HG KONG.....	2 000	2 000	2 000	2 116	16 658	25 711	25 666	26 633
CHINA T.....	1 625	1 933	1 933	2 070	10 125	12 048	12 048	13 112
JAPAN.....	253 548	639 278	637 955	668 047	1 067 018	2 819 952	2 828 428	2 947 991
OTH CTY.....	121	1 588	1 528	1 566	1 798	9 443	9 398	9 551
TOTAL.....	278 989	1 024 144	1 015 784	1 060 754	1 198 361	3 919 592	3 918 726	4 073 920
7249220	LOUDSPEAKERS (NO)							
CANADA.....	1 932	21 715	22 290	22 138	22 837	222 718	227 907	222 092
MEXICO.....	172 554	201 889	201 889	201 889	671 986	786 338	786 338	786 338
SWEDEN.....	466	27 300	27 300	29 926	2 032	69 529	69 529	76 681
NORWAY.....	-	-	-	-	699	8 024	8 037	9 223
DENMARK.....	4 784	188 191	188 291	198 155	34 466	682 094	682 744	720 596
U KING.....	1 472	54 478	54 507	59 696	6 900	253 199	253 246	281 291
NETHLDs.....	140	1 720	1 720	1 799	216 465	63 788	63 788	65 745
BELGIUM.....	70	7 894	7 894	8 130	16 970	64 178	65 467	67 770
FRANCE.....	151	355	355	569	3 255	14 330	14 330	16 043
W GERM.....	6 562	30 550	30 550	31 414	33 287	180 171	180 171	190 802
AUSTRIA.....	2 519	3 737	3 737	3 829	10 719	11 319	11 319	11 604
ITALY.....	400	761	761	1 108	1 253	6 923	6 923	8 460
YUGOSLV.....	-	-	-	-	1 464	5 222	5 221	5 416
INDIA.....	-	-	-	-	2 000	7 000	7 000	8 833
KOR REP.....	71 885	189 410	192 084	223 534	486 286	1 097 346	1 110 166	1 306 201
HG KONG.....	2 102	6 076	6 076	6 522	32 464	15 072	15 052	18 232
CHINA T.....	287 062	152 248	152 248	167 033	1 856 037	1 066 959	1 065 421	1 195 898
JAPAN.....	1 355 536	2 423 395	2 435 473	2 635 117	7 315 286	14 929 691	15 017 809	16 253 126
OTH CTY.....	8	316	316	462	1 058	1 070	1 070	1 236
TOTAL.....	1 907 643	3 310 035	3 325 491	3 591 321	10 715 464	19 485 171	19 591 538	21 245 587
7249230	AMPLIFIERS, ELECTRIC, AUDIO-FREQUENCY (NO)							
CANADA.....	483	67 562	69 708	66 522	5 788	416 615	421 151	418 223
MEXICO.....	250	4 088	4 088	4 088	1 080	21 645	21 645	21 645
BRAZIL.....	-	-	-	-	2 335	70 237	70 237	82 017
SWEDEN.....	7	1 889	1 889	1 939	138	13 441	13 404	13 754
U KING.....	185	33 543	33 351	35 410	1 708	310 807	310 503	337 230
IRELAND.....	1	303	303	318	69 844	242 696	238 647	242 932
NETHLDs.....	1	288	288	294	138	5 097	5 097	5 371
W GERM.....	250	40 879	40 879	41 544	1 171	120 513	120 524	123 020
AUSTRIA.....	4	2 107	2 107	2 196	104	15 369	15 369	15 817
SWITZLD.....	267	19 792	19 792	20 208	1 504	94 830	94 718	96 154
ITALY.....	346	6 038	6 044	6 818	598	37 430	35 101	39 399
MALAYSIA.....	160	84 600	84 606	87 510	565	297 845	297 871	304 555
SINGAPR.....	6 963	43 518	41 778	43 450	28 394	481 039	479 293	491 415
KOR REP.....	2 665	15 092	15 706	16 239	33 561	475 447	489 404	500 741
HG KONG.....	2 544	6 360	6 360	6 541	14 027	78 949	78 500	84 582
CHINA T.....	500	22 582	22 582	23 865	30 679	142 137	141 534	146 480
JAPAN.....	22 892	1 240 593	1 241 778	1 298 612	176 480	8 196 593	8 207 219	8 553 945
OTH CTY.....	16	1 248	1 248	1 270	34	5 734	5 734	6 032
TOTAL.....	37 534	1 590 482	1 592 507	1 656 824	368 148	11 026 624	11 045 951	11 483 312
7249240	AMPLIFIER SETS, ELECTRIC SOUND, HEADPHONES, ETC, EXCEPT PARTS (NO)							
CANADA.....	3 681	33 751	29 066	33 783	9 978	113 128	107 413	114 444
DENMARK.....	211	54 888	45 801	46 090	2 047	354 123	315 995	318 189
U KING.....	141	9 326	9 274	9 735	538	200 994	201 090	207 614
NETHLDs.....	-	-	-	-	197	9 115	9 115	9 645
BELGIUM.....	65	7 038	7 038	7 156	65	7 038	7 038	7 156

Table 2. Schedule A Commodity by Country of Origin,
Customs Value, F.a.s. and C.i.f.—Continued

(For information on coverage, definitions of Customs, f.a.s., and c.i.f. values, see Explanation of Statistics. Shipments valued less than \$251 are shown only under Schedule A commodity number 990.0000 and excluded from all other commodities. OTH CTY represents total for countries averaging under \$1,000 per month based on Customs Value)

Country of origin	Schedule A commodity number, description and unit of quantity							
	Net quantity	Current month			Net quantity	Cumulative, January to date		
		Value (dollars)				Value (dollars)		
	Customs	F.a.s.	C.i.f.	Customs	F.a.s.	C.i.f.		
W GERM.....	4 850	93 835	93 837	96 871	25 645	402 963	403 296	417 809
AUSTRIA.....	1 700	18 700	18 700	19 453	4 425	53 214	53 214	55 148
SWITZLD.....	805	6 297	6 297	6 584	838	12 450	12 477	13 036
ITALY.....	-	-	-	-	201	5 757	5 577	6 208
CHINA M.....	-	-	-	-	5 000	8 400	8 400	9 582
KOR REP.....	9 000	11 215	11 215	11 469	12 288	20 339	20 354	21 204
HG KONG.....	5 280	614	612	639	26 224	11 632	11 636	12 260
CHINA T.....	48 185	66 375	66 375	77 778	123 645	119 517	119 539	139 595
JAPAN.....	139 194	471 309	471 288	509 820	839 774	2 696 812	2 703 816	2 912 228
OTH CTY.....	54	1 097	1 097	1 102	613	7 524	7 548	8 506
TOTAL.....	213 166	774 445	760 600	820 480	1 051 478	4 023 006	3 986 508	4 252 624
7249250	PARTS FOR MICROPHONES, LOUDSPEAKERS, AMPLIFIERS, HEADPHONES, ETC							
CANADA.....	-	32 655	84 697	83 538	-	172 751	175 548	174 788
MEXICO.....	-	42 909	42 909	42 909	-	290 992	290 757	290 972
NORWAY.....	-	-	-	-	-	8 450	8 450	9 137
DENMARK.....	-	27 630	27 730	30 618	-	66 365	68 464	72 513
U KING.....	-	15 641	15 641	16 754	-	144 291	144 331	153 952
NETHLDs.....	-	5 793	5 793	6 096	-	29 650	29 650	30 462
BELGIUM.....	-	-	-	-	-	14 659	14 659	14 880
W GERM.....	-	32 414	32 414	33 659	-	270 159	269 976	279 206
AUSTRIA.....	-	2 233	2 233	2 330	-	55 101	55 106	56 482
SWITZLD.....	-	21 321	21 321	21 695	-	28 113	28 113	28 542
ITALY.....	-	3 662	3 662	4 403	-	56 501	56 501	60 696
KOR REP.....	-	22 553	22 553	24 338	-	24 292	24 292	26 866
HG KONG.....	-	-	-	-	-	12 224	12 555	13 951
CHINA T.....	-	-	-	-	-	23 838	24 138	26 045
JAPAN.....	-	210 269	210 737	226 375	-	1 471 730	1 474 320	1 580 010
OTH CTY.....	-	1 857	1 857	1 947	-	3 859	3 859	4 006
TOTAL.....	-	468 937	471 547	494 662	-	2 672 975	2 680 719	2 822 508
7249260	MICROPHONES, LOUDSPEAKERS, AUDIO-FREQ ELECT AMPLIFERS, ETC, A PTS, CANADIAN ART APTA							
CANADA.....	-	32 417	33 244	33 244	-	236 583	241 599	241 599
TOTAL.....	-	32 417	33 244	33 244	-	236 583	241 599	241 599
7249910	TELEVISION CAMERAS AND PARTS							
CANADA.....	-	3 632	3 641	3 656	-	183 956	184 433	184 609
U KING.....	-	8 038	8 038	8 124	-	554 360	554 419	572 061
NETHLDs.....	-	262 801	262 801	267 630	-	1 277 874	1 277 924	1 296 309
BELGIUM.....	-	-	-	-	-	8 033	8 033	8 911
FRANCE.....	-	113 668	113 669	115 371	-	1 337 694	1 286 904	1 303 228
W GERM.....	-	285 495	281 003	288 211	-	1 985 374	1 522 496	2 000 824
JAPAN.....	-	1 520 024	1 519 266	1 555 236	-	10 042 370	10 036 075	10 199 042
OTH CTY.....	-	-	-	-	-	761	761	899
TOTAL.....	-	2 193 658	2 188 418	2 238 228	-	15 390 422	14 871 045	15 565 883
7249920	TELEVISION APPARATUS, EXCEPT RECEIVING SETS AND CAMERAS AND PARTS							
CANADA.....	-	487 929	464 102	491 084	-	2 114 464	2 007 747	2 117 057
MEXICO.....	-	15 764 494	15 046 297	15 455 974	-	63 728 593	61 172 839	63 444 871
GUATMAL.....	-	-	-	-	-	111 656	85 131	111 656
HAITI.....	-	10 122	9 207	10 942	-	37 755	36 840	40 118
LW WW I.....	-	632 985	632 985	634 773	-	1 447 829	1 447 829	1 451 187
BARBADO.....	-	-	-	-	-	12 286	12 286	12 398
BRAZIL.....	-	-	-	-	-	1 028 822	1 015 129	1 070 327
U KING.....	-	17 761	17 769	18 253	-	379 517	379 525	384 252
NETHLDs.....	-	14 392	14 392	14 824	-	161 803	161 803	165 897
BELGIUM.....	-	9 852	9 852	10 250	-	9 852	9 852	10 250
FRANCE.....	-	1 355	1 355	1 466	-	58 908	58 920	61 669
W GERM.....	-	53 697	52 137	55 148	-	147 070	129 795	153 931
SWITZLD.....	-	1 680	1 680	1 715	-	245 458	244 670	248 508
PORTUGL.....	-	59 714	56 630	63 194	-	291 673	278 085	314 026
SINGAPR.....	-	1 407 558	1 407 558	1 475 119	-	4 991 322	4 991 322	5 202 842
KOR REP.....	-	225 092	225 092	230 077	-	1 109 768	1 109 911	1 134 548
HG KONG.....	-	36 816	39 174	42 309	-	156 710	162 883	193 329
CHINA T.....	-	4 247 068	3 998 008	4 417 553	-	22 311 805	21 427 918	23 167 950
JAPAN.....	-	3 638 049	3 636 949	3 818 957	-	21 622 030	21 620 967	22 687 125
OTH CTY.....	-	-	-	-	-	7 371	7 389	7 658
TOTAL.....	-	26 608 564	25 613 187	26 741 638	-	119 974 692	116 360 841	121 979 599
7249925	TRANSCEIVERS (NO)							
CANADA.....	79	398 350	397 630	399 256	1 364	1 371 962	1 345 725	1 375 804
MEXICO.....	1 331	13 361	13 361	13 361	2 398	60 673	60 673	60 673
SWEDEN.....	-	-	-	-	20	16 010	16 010	16 331
NORWAY.....	-	-	-	-	17	7 124	7 124	7 404
DENMARK.....	7	6 919	6 919	7 038	13	16 742	16 742	17 167
FRANCE.....	-	-	-	-	127	28 287	28 287	28 480
W GERM.....	807	349 397	349 397	352 785	2 163	913 331	913 427	923 519
ISRAEL.....	-	-	-	-	13	24 249	24 249	25 197
MALAYSIA.....	5 304	20 931	20 931	21 028	17 102	72 708	72 708	72 973
KOR REP.....	50 966	207 384	517 088	526 826	167 854	1 765 743	1 808 932	1 861 448
HG KONG.....	50 060	209 160	210 296	217 911	134 652	575 625	576 517	601 203
CHINA T.....	86 132	373 708	372 816	383 839	305 560	2 581 870	2 581 397	2 680 918
JAPAN.....	283 164	14 377 237	14 424 183	14 933 506	1 170 837	56 078 991	56 225 964	58 056 856
OTH CTY.....	2	2 817	2 817	2 873	118	15 687	15 687	16 492
TOTAL.....	477 852	16 259 264	16 315 438	16 858 423	1 802 238	63 529 002	63 693 442	65 744 465

Table 2. Schedule A Commodity by Country of Origin, Customs Value, F.a.s. and C.i.f.—Continued

(For information on coverage, definitions of Customs, f.a.s., and c.i.f. values, see Explanation of Statistics. Shipments valued less than \$251 are shown only under Schedule A commodity number 990.0000 and excluded from all other commodities. OTH CTY represents total for countries averaging under \$1,000 per month based on Customs Value)

Country of origin	Schedule A commodity number, description and unit of quantity							
	Current month				Cumulative, January to date			
	Net quantity	Value (dollars)			Net quantity	Value (dollars)		
Customs		F.a.s.	C.i.f.	Customs		F.a.s.	C.i.f.	
7249945	RADIOTELEGRAPHIC AND RADIOTELEPHONIC TRANSMISSION AND RECEPTION APPARATUS, NES							
CANADA.....	-	-	-	-	-	149 003	152 073	154 177
U KING.....	-	325	325	442	-	6 520	6 520	6 825
W GERM.....	-	-	-	-	-	9 019	9 019	9 823
E GERM.....	-	-	-	-	-	5 037	5 129	5 484
KOR REP.....	-	857 072	857 072	924 685	-	2 711 250	2 711 282	2 852 963
HG KONG.....	-	-	-	-	-	35 968	35 824	38 944
CHINA T.....	-	47 304	47 348	51 800	-	1 147 105	1 147 125	1 228 163
JAPAN.....	-	1 504 937	1 497 613	1 600 973	-	8 538 307	8 528 074	8 988 498
OTH CTY.....	-	-	-	-	-	3 323	3 323	3 501
TOTAL.....	-	2 409 638	2 402 358	2 577 900	-	12 605 532	12 598 369	13 288 438
7249950	RADIO NAVIGATIONAL AID, RADIO REMOTE CONTROL AND RADAR APPARATUS AND PARTS							
CANADA.....	-	4 423 496	4 440 179	4 442 134	-	22 096 946	22 169 043	22 189 827
MEXICO.....	-	144 512	144 284	144 284	-	872 563	870 883	871 990
NORWAY.....	-	-	-	-	-	196 898	197 254	199 361
DENMARK.....	-	-	-	-	-	30 382	30 382	31 391
U KING.....	-	470 437	418 823	483 343	-	3 082 783	2 780 395	3 136 022
NETHLDs.....	-	138 050	138 282	138 753	-	187 360	187 701	188 669
FRANCE.....	-	2 763	2 763	2 803	-	15 593	15 593	16 198
W GERM.....	-	7 025	7 025	7 309	-	179 533	179 737	184 702
ITALY.....	-	209 066	209 066	215 413	-	837 990	838 112	853 259
ISRAEL.....	-	-	-	-	-	18 087	18 087	18 774
JAPAN.....	-	527 686	528 604	563 428	-	2 550 706	2 551 430	2 675 092
OTH CTY.....	-	1 826	1 826	1 895	-	15 923	15 923	17 840
TOTAL.....	-	5 924 861	5 890 852	5 999 362	-	30 084 764	29 854 540	30 383 125
7250100	REFRIGERATORS, COMPRESSION TYPE, INCLUDING HOUSEHOLD TYPE (NO)							
CANADA.....	34	9 449	9 535	9 565	429	135 781	122 135	137 981
DOM REP.....	147	17 836	17 836	20 434	668	80 036	81 800	93 736
BRAZIL.....	1 000	108 415	108 415	140 146	2 856	323 415	321 415	407 641
POLAND.....	1 992	105 544	105 544	123 207	4 992	255 543	255 543	297 971
SPAIN.....	2 979	212 327	210 996	249 581	20 317	1 428 803	1 407 512	1 680 608
ITALY.....	8 511	662 709	665 989	760 173	64 262	5 020 914	5 025 252	5 762 396
YUGOSLV.....	94	6 487	6 487	8 429	1 104	77 855	77 855	91 537
JAPAN.....	7 266	615 503	615 647	696 663	45 462	2 864 689	2 875 368	3 269 735
OTH CTY.....	4	1 538	1 538	1 850	13	4 601	4 617	6 687
TOTAL.....	22 027	1 739 808	1 741 987	2 010 048	140 103	10 191 637	10 171 497	11 748 294
7250240	WASHING MACHINES, EXCLUDING COMMERCIAL, TEXTILE FIN TYPE, AND COIN OPER, INCL HH TYPE (NO)							
CANADA.....	-	-	-	-	205	27 834	28 085	28 085
NETHLDs.....	-	-	-	-	5	13 618	12 618	15 500
W GERM.....	50	401 299	320 616	337 845	50	401 299	320 616	337 845
ITALY.....	15	1 676	1 676	2 499	35	5 236	5 236	6 651
JAPAN.....	481	39 640	39 640	48 960	6 401	634 881	635 631	740 106
OTH CTY.....	-	-	-	-	5	1 447	1 447	1 984
TOTAL.....	546	442 615	361 932	389 324	6 701	1 084 315	1 003 633	1 130 171
7250320	VACUUM CLEANERS AND PARTS, EXC INDUSTRIAL							
CANADA.....	-	39 436	39 867	39 867	-	150 879	152 440	152 440
SWEDEN.....	-	2 135	2 135	2 362	-	48 116	48 116	50 720
DENMARK.....	-	-	-	-	-	102 701	102 739	107 987
U KING.....	-	169 997	168 234	180 402	-	417 162	415 395	445 878
W GERM.....	-	233 679	233 679	249 618	-	922 279	919 279	968 978
HG KONG.....	-	9 243	9 243	10 129	-	38 927	38 718	44 084
CHINA T.....	-	4 667	4 667	4 838	-	10 052	10 052	11 866
JAPAN.....	-	9 666	9 666	10 319	-	248 762	248 762	258 694
AUSTRAL.....	-	562	562	576	-	18 880	18 880	19 587
OTH CTY.....	-	669	669	766	-	8 698	8 698	9 841
TOTAL.....	-	470 054	468 722	498 877	-	1 966 456	1 963 079	2 070 075
7250340	APPLIANCES, ELECTRO-MECHANICAL, EXCEPT INDUSTRIAL AND ELECTRO-THERMIC, NES, AND PARTS							
CANADA.....	-	31 639	31 303	31 493	-	204 904	207 228	208 089
MEXICO.....	-	3 119	3 119	3 119	-	7 251	7 251	7 251
BRAZIL.....	-	-	-	-	-	9 683	9 683	10 551
SWEDEN.....	-	39 837	36 470	42 658	-	125 128	117 851	132 405
DENMARK.....	-	8 816	8 816	9 138	-	12 878	12 878	13 622
U KING.....	-	118 470	118 390	124 559	-	398 191	397 932	421 891
NETHLDs.....	-	14 752	15 000	15 565	-	175 419	176 667	184 268
FRANCE.....	-	225 693	225 613	241 289	-	1 041 576	1 037 235	1 106 890
W GERM.....	-	386 531	386 540	406 646	-	1 502 560	1 503 663	1 576 260
AUSTRIA.....	-	159 585	159 585	164 851	-	159 585	159 585	164 851
SWITZLD.....	-	40 010	40 010	45 270	-	87 024	87 042	96 468
SPAIN.....	-	3 630	3 630	4 417	-	32 409	32 409	36 491
ITALY.....	-	30 469	30 469	33 159	-	229 790	230 156	253 884
HG KONG.....	-	9 854	10 052	11 591	-	64 509	64 874	73 600
CHINA T.....	-	29 350	29 350	36 170	-	89 218	89 218	104 013
JAPAN.....	-	990 811	980 449	1 078 431	-	4 532 218	4 518 167	4 991 192
OTH CTY.....	-	3 426	3 426	4 020	-	9 674	9 762	11 412
TOTAL.....	-	2 095 992	2 082 222	2 252 376	-	8 682 017	8 661 601	9 393 138
7250420	SHAVERS WITH SELF-CONTD ELECTRIC MOTOR (NO)							
U KING.....	-	-	-	-	1 000	13 406	13 290	13 295

Table 2. Schedule A Commodity by Country of Origin,
Customs Value, F.a.s. and C.i.f.—Continued

(For information on coverage, definitions of Customs, f.a.s., and c.i.f. values, see Explanation of Statistics. Shipments valued less than \$251 are shown only under Schedule A commodity number 990.0000 and excluded from all other commodities. OTH CTY represents total for countries averaging under \$1,000 per month based on Customs Value)

Country of origin	Schedule A commodity number, description and unit of quantity							
	Current month				Cumulative, January to date			
	Net quantity	Value (dollars)			Net quantity	Value (dollars)		
Customs		F.a.s.	C.i.f.	Customs		F.a.s.	C.i.f.	
NETHLDs.....	456 624	5 922 576	5 922 576	6 002 868	661 774	8 313 987	8 298 143	8 413 172
FRANCE.....	25 100	346 380	346 380	360 844	62 871	501 910	491 450	508 797
AUSTRIA.....	85 428	461 813	461 813	474 058	151 474	838 385	838 385	858 623
HG KONG.....	-	-	-	-	3 050	10 955	10 600	10 840
JAPAN.....	180	1 035	1 035	1 116	1 628	9 967	9 967	10 529
OTH CTY.....	35	529	529	545	84	1 603	1 603	1 660
TOTAL.....	567 367	6 732 333	6 732 333	6 839 431	881 881	9 690 213	9 663 438	9 816 916
7250440	HAIR CLIPPERS, ELECTRIC, AND PARTS FOR ELECTRIC SHAVCTRICS SHAVERS							
CANADA.....	-	1 023	1 023	1 047	-	14 052	14 071	14 425
SWEDEN.....	-	-	-	-	-	7 869	7 869	8 161
U KING.....	-	345	345	398	-	9 961	9 961	10 287
NETHLDs.....	-	112 275	112 275	119 555	-	320 737	320 737	339 818
FRANCE.....	-	55 484	55 484	60 712	-	918 894	828 465	868 725
W GERM.....	-	6 095	6 095	6 250	-	18 846	18 846	19 646
AUSTRIA.....	-	1 294	1 294	1 370	-	17 035	17 035	17 701
SINGAPR.....	-	15 434	15 434	16 650	-	51 135	40 492	45 493
HG KONG.....	-	2 171	2 171	2 399	-	16 457	15 335	16 562
JAPAN.....	-	309	309	335	-	47 179	47 179	49 722
OTH CTY.....	-	-	-	-	-	7 609	7 629	8 114
TOTAL.....	-	194 430	194 430	208 716	-	1 429 774	1 327 619	1 398 654
7250520	HEATERS, INSTANT, STORAGE WATER, SPACE HEATING EQP, ELECTROTHERM HHOLD APPLIANCES, ETC.							
CANADA.....	-	464 811	469 399	470 118	-	1 609 509	1 575 491	1 606 712
MEXICO.....	-	4 544	4 544	4 623	-	188 291	189 031	189 243
BRAZIL.....	-	-	-	-	-	31 120	31 120	33 930
SWEDEN.....	-	12 604	12 604	14 628	-	213 512	213 838	232 186
NORWAY.....	-	1 664	1 664	1 819	-	63 681	63 687	68 713
FINLAND.....	-	23 621	23 621	26 236	-	265 036	265 036	298 090
DENMARK.....	-	5 745	5 745	6 232	-	67 999	67 999	70 065
U KING.....	-	222 849	222 770	237 346	-	1 077 770	1 074 923	1 158 923
NETHLDs.....	-	2 685	2 685	3 312	-	183 155	183 155	194 094
BELGIUM.....	-	7 388	7 388	7 437	-	21 580	21 580	23 441
FRANCE.....	-	14 315	14 315	15 821	-	146 657	147 506	156 501
W GERM.....	-	680 799	678 764	724 270	-	1 858 358	1 849 943	1 979 905
HUNGARY.....	-	-	-	-	-	10 000	10 000	12 271
SWITZLD.....	-	33 810	33 810	34 845	-	90 577	90 577	95 745
SPAIN.....	-	1 215	1 247	1 364	-	49 394	49 426	53 765
ITALY.....	-	32 419	32 419	36 436	-	200 410	200 410	221 375
SINGAPR.....	-	727 229	727 229	752 657	-	3 462 350	3 461 983	3 606 615
KOR REP.....	-	27 988	27 988	31 378	-	151 746	152 061	171 514
HG KONG.....	-	23 429	23 015	26 019	-	393 189	392 708	421 334
CHINA T.....	-	86 523	81 209	90 704	-	185 957	181 507	205 488
JAPAN.....	-	2 287 989	2 290 439	2 488 582	-	17 637 153	17 642 090	18 779 343
AUSTRAL.....	-	-	-	-	-	9 020	9 020	9 610
OTH CTY.....	-	3 590	3 590	4 315	-	12 391	12 391	16 144
TOTAL.....	-	4 665 217	4 664 445	4 978 142	-	27 928 855	27 885 482	29 605 007
7250540	HAIR DRYERS, ELECTRIC (M0)							
CANADA.....	176	5 282	5 493	5 493	1 668	31 139	31 463	31 612
DENMARK.....	45 144	388 021	388 021	395 797	349 239	2 369 297	2 369 294	2 404 480
NETHLDs.....	10 620	91 272	91 272	93 352	10 620	91 272	91 272	93 352
BELGIUM.....	-	-	-	-	3 024	28 058	28 058	30 866
FRANCE.....	-	-	-	-	390	8 942	8 942	9 569
W GERM.....	204	1 746	1 746	2 186	29 025	272 913	269 675	275 740
SWITZLD.....	1 564	19 708	19 708	21 583	16 577	208 567	208 567	225 468
ITALY.....	9 954	56 548	56 548	62 328	38 786	216 018	215 650	228 442
KOR REP.....	-	-	-	-	19 827	155 514	155 514	163 627
HG KONG.....	239 564	1 629 857	1 630 896	1 721 849	1 522 909	10 458 867	10 387 074	11 037 838
JAPAN.....	233 370	1 751 001	1 741 104	1 830 835	1 640 355	11 999 473	11 983 943	12 668 389
OTH CTY.....	-	-	-	-	550	1 763	1 816	2 141
TOTAL.....	540 596	3 943 435	3 934 788	4 133 423	3 632 970	25 841 823	25 751 268	27 171 524
7250550	HAIR CURLERS, ELECTRIC, AND OTHER ELECTRIC HAIR DRESSING APPLIANCES							
CANADA.....	-	616 494	617 529	617 577	-	2 609 631	2 616 739	2 618 869
MEXICO.....	-	109 132	109 132	109 132	-	966 715	966 714	966 714
DENMARK.....	-	2 255 737	2 256 137	2 298 022	-	8 439 932	8 435 912	8 621 660
NETHLDs.....	-	361 428	361 428	369 665	-	362 626	362 626	371 063
BELGIUM.....	-	7 983	7 983	8 526	-	34 319	34 319	36 127
FRANCE.....	-	11 045	11 045	12 089	-	283 099	283 411	304 527
W GERM.....	-	34 408	34 408	35 566	-	981 892	981 894	1 049 702
SWITZLD.....	-	-	-	-	-	22 043	22 043	23 660
ITALY.....	-	-	-	-	-	35 424	35 424	37 092
SINGAPR.....	-	6 220	6 220	6 648	-	19 544	19 544	21 838
KOR REP.....	-	20 875	20 875	25 468	-	20 875	20 875	25 468
HG KONG.....	-	314 666	315 253	335 932	-	1 894 366	1 905 741	2 031 487
CHINA T.....	-	5 250	5 250	5 657	-	104 071	106 279	117 942
JAPAN.....	-	494 213	497 957	523 326	-	9 159 808	9 176 752	9 640 765
OTH CTY.....	-	-	-	-	-	3 911	3 911	4 110
TOTAL.....	-	4 237 451	4 243 217	4 347 608	-	24 938 256	24 972 184	25 871 024
7261000	ELECTRO-MEDICAL AND ELECTRO-SURGICAL APPARATUS AND PARTS, EXCEPT X-RAY & RADIOLOGICAL							
CANADA.....	-	34 293	34 363	34 393	-	155 882	156 293	157 547
MEXICO.....	-	26 725	26 725	26 725	-	122 533	122 533	122 533
SWEDEN.....	-	105 277	105 518	109 719	-	404 929	392 175	421 064

Table 2. Schedule A Commodity by Country of Origin,
Customs Value, F.a.s. and C.i.f.—Continued

(For information on coverage, definitions of Customs, f.a.s., and c.i.f. values, see Explanation of Statistics. Shipments valued less than \$251 are shown only under Schedule A commodity number 990.0000 and excluded from all other commodities. OTH CTY represents total for countries averaging under \$1,000 per month based on Customs Value)

Country of origin	Schedule A commodity number, description and unit of quantity							
	Current month				Cumulative, January to date			
	Net quantity	Value (dollars)			Net quantity	Value (dollars)		
Customs		F.a.s.	C.i.f.	Customs		F.a.s.	C.i.f.	
NORWAY.....	-	-	-	-	-	94 667	94 667	96 571
DENMARK.....	-	184 951	179 571	190 591	-	558 314	536 891	576 976
U KING.....	-	171 682	171 766	175 812	-	749 272	749 367	773 975
NETHLD.....	-	359 791	359 791	361 009	-	1 063 509	1 063 509	1 074 156
BELGIUM.....	-	57 921	57 921	58 658	-	121 216	121 216	127 075
FRANCE.....	-	31 237	31 237	32 147	-	72 233	72 233	77 207
W GERM.....	-	416 524	409 710	425 125	-	2 191 992	2 071 100	2 245 412
AUSTRIA.....	-	69 688	69 688	71 516	-	299 372	299 372	309 628
HUNGARY.....	-	-	-	-	-	17 753	17 753	18 410
SWITZLD.....	-	3 369	3 369	3 504	-	22 834	23 546	24 475
ITALY.....	-	4 540	4 540	4 973	-	133 327	133 253	142 320
ISRAEL.....	-	29 431	29 433	29 707	-	366 095	366 192	420 613
JAPAN.....	-	192 895	196 245	212 144	-	1 320 864	1 315 162	1 400 760
AUSTRAL.....	-	7 720	7 720	7 899	-	317 520	317 545	318 711
OTH CTY.....	-	-	-	-	-	3 950	3 950	4 528
TOTAL.....	-	1 696 044	1 687 597	1 743 922	-	8 016 262	7 856 757	8 311 961
7262020	X-RAY TUBES AND PARTS							
CANADA.....	-	55 194	55 194	56 040	-	182 701	182 788	185 457
U KING.....	-	6 261	6 261	6 437	-	29 254	29 254	30 044
NETHLD.....	-	7 329	7 329	7 480	-	95 748	95 748	98 747
FRANCE.....	-	22 817	22 818	23 901	-	193 299	193 304	202 711
W GERM.....	-	530 039	528 795	535 798	-	3 848 079	3 447 007	3 905 079
AUSTRIA.....	-	85 273	85 273	86 641	-	325 701	325 700	331 108
CZECHO.....	-	-	-	-	-	8 360	7 600	7 722
SWITZLD.....	-	11 736	11 736	12 206	-	53 542	53 542	54 875
ITALY.....	-	-	-	-	-	100 203	100 203	102 478
JAPAN.....	-	7 426	7 426	7 593	-	93 211	93 211	99 435
OTH CTY.....	-	-	-	-	-	3 206	3 206	3 532
TOTAL.....	-	726 075	724 832	736 096	-	4 933 304	4 531 563	5 021 188
7262040	X-RAY APPARATUS AND PARTS, NES							
CANADA.....	-	439 991	446 440	447 438	-	2 084 402	2 104 451	2 115 464
SWEDEN.....	-	762 789	572 559	776 052	-	2 624 275	2 209 498	2 620 522
FINLAND.....	-	-	-	-	-	176 693	176 693	183 090
DENMARK.....	-	46 379	46 379	48 072	-	126 948	126 948	132 514
U KING.....	-	553 227	553 227	567 467	-	3 974 264	3 974 270	4 063 770
NETHLD.....	-	444 792	444 792	461 169	-	2 655 354	2 653 068	2 730 252
BELGIUM.....	-	367 669	368 731	407 167	-	1 736 150	1 737 766	1 908 277
FRANCE.....	-	901 122	900 135	931 590	-	4 666 561	4 664 412	4 831 680
W GERM.....	-	4 544 440	4 074 497	4 663 568	-	24 761 144	19 654 516	25 263 293
AUSTRIA.....	-	-	-	-	-	214 496	88 839	216 091
SWITZLD.....	-	313 572	313 572	330 983	-	538 535	538 535	566 005
SPAIN.....	-	50 019	50 019	68 115	-	117 274	118 622	150 040
ITALY.....	-	211 733	211 726	225 894	-	824 203	824 923	881 842
JAPAN.....	-	640 571	640 571	664 529	-	3 343 228	3 336 236	3 504 050
OTH CTY.....	-	-	-	-	-	5 915	5 915	6 221
TOTAL.....	-	9 276 304	8 622 648	9 592 044	-	47 849 442	42 214 692	49 173 111
7262060	RADIATION APPARATUS, NSPF, AND PARTS							
CANADA.....	-	34 581	34 825	34 885	-	124 682	125 054	125 720
U KING.....	-	5 573	5 573	5 847	-	220 231	220 023	254 850
FRANCE.....	-	51 136	51 136	52 535	-	98 292	98 292	101 421
SWITZLD.....	-	-	-	-	-	135 805	135 805	154 704
ISRAEL.....	-	95 182	95 182	110 840	-	524 034	524 034	608 984
JAPAN.....	-	-	-	-	-	5 591	5 591	5 661
OTH CTY.....	-	-	-	-	-	9 782	9 782	10 417
TOTAL.....	-	186 472	186 716	204 107	-	1 118 417	1 118 581	1 261 757
7291100	BATTERIES AND CELLS, PRIMARY, AND PARTS							
CANADA.....	-	3 424	3 430	3 543	-	48 185	48 332	48 460
MEXICO.....	-	5 347	5 347	5 347	-	40 249	40 249	40 347
NORWAY.....	-	4 539	4 539	4 658	-	11 675	11 675	12 031
U KING.....	-	35 913	35 913	38 223	-	484 719	483 087	524 818
FRANCE.....	-	58 126	58 126	59 494	-	280 482	280 482	299 998
W GERM.....	-	18 561	18 551	19 042	-	89 658	89 369	92 575
SWITZLD.....	-	1 128	1 121	1 134	-	15 743	15 736	15 938
ISRAEL.....	-	8 844	8 844	9 014	-	27 738	25 560	26 122
MALAYSA.....	-	9 474	9 474	9 863	-	48 673	48 673	51 181
KOR REP.....	-	15 658	16 028	16 500	-	125 831	127 063	135 088
HG KONG.....	-	189 378	192 562	205 338	-	600 467	607 161	644 398
CHINA T.....	-	209 264	209 672	219 320	-	887 959	889 687	941 405
JAPAN.....	-	485 705	492 859	515 102	-	2 635 063	2 652 635	2 791 490
OTH CTY.....	-	1 526	1 526	1 973	-	14 295	14 299	18 472
TOTAL.....	-	1 046 887	1 057 992	1 108 551	-	5 310 737	5 334 008	5 642 323
7291220	STORAGE BATTERIES AND PARTS, LEAD-ACID							
CANADA.....	-	359 227	368 637	368 637	-	911 945	928 569	932 411
MEXICO.....	-	51 039	52 214	52 214	-	265 153	278 789	278 789
U KING.....	-	49 572	49 709	51 970	-	497 761	495 601	521 277
FRANCE.....	-	9 840	9 840	9 845	-	27 733	27 489	28 033
W GERM.....	-	94 717	93 694	98 401	-	986 459	981 132	1 027 098
SPAIN.....	-	11 453	11 453	11 706	-	11 453	11 453	11 706
ITALY.....	-	-	-	-	-	6 433	6 433	6 872
CHINA T.....	-	23 994	23 994	25 405	-	392 222	392 222	408 073

Table 2. Schedule A Commodity by Country of Origin,
Customs Value, F.a.s. and C.i.f.—Continued

(For information on coverage, definitions of Customs, f.a.s., and c.i.f. values, see Explanation of Statistics. Shipments valued less than \$251 are shown only under Schedule A commodity number 990.0000 and excluded from all other commodities. OTH CTY represents total for countries averaging under \$1,000 per month based on Customs Value)

Country of origin	Schedule A commodity number, description and unit of quantity							
	Current month				Cumulative, January to date			
	Net quantity	Value (dollars)			Net quantity	Value (dollars)		
Customs		F.a.s.	C.i.f.	Customs		F.a.s.	C.i.f.	
JAPAN.....	-	607 988	596 473	626 656	-	4 407 000	4 367 599	4 514 405
OTH CTY.....	-	-	-	-	-	13 014	13 024	15 450
TOTAL.....	-	1 207 830	1 206 014	1 244 834	-	7 519 173	7 502 311	7 744 114
7291240	STORAGE BATTERIES & PTS, EXC LEAD-ACID							
CANADA.....	-	1 412	1 477	1 477	-	63 356	64 618	64 871
SWEDEN.....	-	249 179	249 179	253 657	-	1 277 271	1 277 271	1 309 231
U KING.....	-	144 410	142 593	147 374	-	759 305	753 871	777 274
FRANCE.....	-	315 291	272 592	321 247	-	1 321 947	1 179 879	1 329 692
W GERM.....	-	151 769	151 770	155 125	-	754 074	753 665	775 559
SWITZLD.....	-	1 627	1 627	1 755	-	16 455	16 461	17 093
ITALY.....	-	-	-	-	-	8 619	8 619	8 951
CHINA T.....	-	-	-	-	-	15 583	15 583	16 555
JAPAN.....	-	229 982	230 839	233 438	-	1 388 511	1 399 800	1 419 073
OTH CTY.....	-	2 923	2 923	3 153	-	6 751	6 751	7 747
TOTAL.....	-	1 096 593	1 053 000	1 117 226	-	5 611 872	5 476 518	5 726 046
7292020	LAMPS, CHRISTMAS-TREE (NO)							
COLOMB.....	20 000	4 000	4 000	4 442	40 018	5 758	5 758	6 329
ITALY.....	-	-	-	-	9 600	12 526	12 526	14 043
KOR REP.....	15 000	510	510	1 044	3 656 300	145 467	146 849	161 451
CHINA T.....	1 502 128	32 547	32 538	37 463	4 269 697	82 137	82 993	96 164
OTH CTY.....	-	-	-	-	255 048	7 351	7 351	7 970
TOTAL.....	1 537 128	37 057	37 048	42 949	8 230 663	253 239	255 477	285 957
7292040	LAMPS, INFRA-RED, PHOTO-FLASH, FLASHLIGHT, AND OTHER FOR OPERATING UNDER 100 VOLTS							
CANADA.....	-	17 724	15 771	17 868	-	130 787	124 224	132 241
MEXICO.....	-	15 612	15 612	15 612	-	101 582	101 582	101 599
BRAZIL.....	-	47 336	47 336	47 972	-	270 136	270 049	273 818
SWEDEN.....	-	1 787	1 787	1 869	-	5 827	5 827	6 069
U KING.....	-	57 340	60 127	73 997	-	293 668	300 162	379 178
NETHLDs.....	-	468 511	468 511	479 015	-	1 821 844	1 821 847	1 867 120
BELGIUM.....	-	1 901	1 901	2 000	-	15 113	15 271	15 768
FRANCE.....	-	14 742	16 641	15 094	-	126 633	134 612	131 420
W GERM.....	-	160 594	159 687	175 171	-	967 533	963 582	1 035 326
AUSTRIA.....	-	5 922	5 922	6 080	-	30 651	30 664	31 958
HUNGARY.....	-	-	-	-	-	29 924	29 924	40 080
SWITZLD.....	-	8 328	8 328	8 438	-	68 970	68 866	71 031
SPAIN.....	-	6 289	6 290	6 621	-	13 308	13 406	13 985
ITALY.....	-	29 279	29 276	30 772	-	123 563	122 707	127 849
KOR REP.....	-	77 477	77 477	82 473	-	270 629	270 640	286 707
HG KONG.....	-	73 688	70 579	76 475	-	474 774	461 345	488 529
CHINA T.....	-	13 356	13 356	14 251	-	53 837	53 837	58 839
JAPAN.....	-	329 053	323 609	336 804	-	1 853 416	1 839 582	1 916 538
OTH CTY.....	-	3 784	3 784	4 301	-	18 994	19 002	20 420
TOTAL.....	-	1 332 723	1 325 994	1 394 813	-	6 671 189	6 647 129	6 998 475
7292060	LAMPS, ELECTRIC FILAMENT, FOR OPERATING AT 100 VOLTS AND OVER (NO)							
CANADA.....	1 519 118	168 228	169 779	170 560	8 174 132	906 401	911 814	912 740
MEXICO.....	1 051 265	538 926	522 312	538 926	4 773 368	2 449 115	2 381 248	2 449 115
NORWAY.....	3 300	3 096	3 096	3 615	21 800	8 676	8 676	10 227
DENMARK.....	100	456	456	464	11 764	7 005	7 005	7 454
U KING.....	86 454	14 711	14 711	17 088	354 302	82 754	82 755	92 161
NETHLDs.....	32 026	58 249	58 249	59 705	1 806 574	489 135	489 366	526 365
BELGIUM.....	51 919	13 250	13 250	13 898	112 719	25 444	25 444	26 782
FRANCE.....	-	-	-	-	132 901	11 611	11 630	12 170
W GERM.....	107 964	45 306	45 191	48 231	225 617	155 662	153 099	162 019
CZECHO.....	-	-	-	-	131 600	7 809	7 809	11 484
HUNGARY.....	5 636 208	343 445	343 445	477 871	13 688 576	926 145	925 736	1 262 272
SWITZLD.....	200	1 095	1 095	1 130	8 824	7 733	7 738	8 008
KOR REP.....	967 920	112 501	112 654	128 446	4 471 240	520 880	522 625	590 233
CHINA T.....	331 400	29 779	29 783	33 343	2 847 501	254 172	254 642	283 825
JAPAN.....	687 723	214 901	215 992	229 819	5 878 516	1 361 092	1 358 952	1 461 991
OTH CTY.....	10 550	1 324	1 324	1 436	27 597	9 040	9 040	10 167
TOTAL.....	10 486 147	1 545 267	1 531 337	1 724 532	42 667 031	7 222 674	7 157 579	7 827 013
7292080	LAMPS, DISCHARGE, ARC, AND LUMINESCENT, ELECTRIC (NO)							
CANADA.....	17 672	102 393	103 275	103 297	29 915	278 637	281 135	281 436
SALVADR.....	131 805	61 732	61 793	61 318	2 154 508	1 037 287	1 023 024	1 037 383
SWEDEN.....	-	-	-	-	266	5 930	5 683	6 370
U KING.....	341	12 397	12 476	12 944	23 892	137 998	138 068	143 653
NETHLDs.....	120 378	173 749	173 749	176 252	678 225	906 111	906 111	927 224
BELGIUM.....	10 000	14 428	14 428	14 603	140 100	157 551	157 551	160 470
FRANCE.....	15 004	64 381	53 040	55 482	61 199	294 939	270 190	279 837
W GERM.....	32 984	242 261	242 261	250 822	219 502	1 350 733	1 349 754	1 393 409
SWITZLD.....	1 835	2 119	2 119	2 222	2 023	6 588	6 414	6 924
MALAYSIA.....	2 152 471	345 668	345 671	350 443	9 362 397	1 547 052	1 547 485	1 544 206
SINGAPR.....	24 406	13 156	13 158	13 835	2 306 792	391 212	391 187	399 595
KOR REP.....	301 831	31 739	31 740	33 110	1 923 092	201 745	201 767	206 089
HG KONG.....	76 500	14 505	14 854	15 492	402 575	87 658	87 971	91 297
CHINA T.....	546 906	150 093	77 108	152 581	847 210	423 295	217 454	430 033
JAPAN.....	307 581	274 864	276 277	286 439	1 446 165	1 247 971	1 247 573	1 304 136
AUSTRAL.....	188	16 875	16 875	17 729	671	60 990	60 990	63 408
MAURIT.....	730 084	60 909	60 909	63 119	2 509 195	217 902	217 902	223 923
OTH CTY.....	2 050	2 291	2 291	2 368	12 563	5 795	5 770	6 189
TOTAL.....	4 472 036	1 583 560	1 502 024	1 612 056	22 120 290	8 359 394	8 115 990	8 505 582

Table 2. Schedule A Commodity by Country of Origin,
Customs Value, F.a.s. and C.i.f.—Continued

(For information on coverage, definitions of Customs, f.a.s., and c.i.f. values, see Explanation of Statistics. Shipments valued less than \$251 are shown only under Schedule A commodity number 990.0000 and excluded from all other commodities. OTH CTY represents total for countries averaging under \$1,000 per month based on Customs Value)

Country of origin	Schedule A commodity number, description and unit of quantity							
	Current month			Cumulative, January to date				
	Net quantity	Value (dollars)			Net quantity	Value (dollars)		
Customs		F.a.s.	C.i.f.	Customs		F.a.s.	C.i.f.	
7293005	TELEVISION PICTURE TUBES						(NO)	
NETHLDs.....	50	3 688	3 688	3 811	215	15 987	16 187	16 748
BELGIUM.....	-	-	-	-	1 318	104 162	104 265	115 098
CHINA T.....	2 864	22 931	22 931	25 444	7 642	66 220	66 225	75 972
JAPAN.....	8 790	321 320	321 517	349 944	32 409	1 425 129	1 423 324	1 547 467
OTH CTY.....	33	3 161	3 161	3 621	196	15 494	15 542	18 404
TOTAL.....	11 737	351 100	351 297	382 820	41 780	1 626 992	1 625 543	1 774 509
7293015	ELECTRONIC TUBES, CATHODE RAY, NES, AND PARTS						(NO)	
CANADA.....	-	51 366	51 633	51 633	-	143 296	144 117	144 177
MEXICO.....	-	388 744	388 743	389 885	-	1 465 574	1 465 573	1 470 434
BRAZIL.....	-	88 861	88 861	90 845	-	326 695	326 695	334 261
U KING.....	-	35 181	34 985	36 272	-	267 017	266 245	274 966
IRELAND.....	-	163 128	163 166	167 054	-	500 880	501 010	513 743
NETHLDs.....	-	5 317	5 317	5 641	-	131 488	131 488	138 653
FRANCE.....	-	15 548	15 655	16 334	-	32 075	32 182	33 437
W GERM.....	-	7 373	7 373	7 898	-	43 121	43 121	45 063
ITALY.....	-	7 934	7 934	7 985	-	49 087	49 142	49 509
CHINA T.....	-	13 490	13 490	14 247	-	71 823	71 823	78 103
JAPAN.....	-	606 627	606 627	633 954	-	2 938 801	2 938 668	3 071 173
OTH CTY.....	-	-	-	-	-	6 569	6 569	6 891
TOTAL.....	-	1 383 569	1 383 784	1 421 748	-	5 976 426	5 976 633	6 160 410
7293020	ELECTRONIC TUBES, EXCEPT CATHODE RAY, RECEIVING						(NO)	
CANADA.....	-	-	-	-	27 469	14 240	13 952	14 393
MEXICO.....	1 342 272	466 173	452 046	467 552	7 992 550	2 368 513	2 270 120	2 377 302
BRAZIL.....	363 750	197 128	192 128	195 832	1 921 935	951 245	945 954	961 517
U KING.....	216 907	129 054	129 054	131 644	355 811	268 657	268 430	275 404
NETHLDs.....	31 817	17 304	17 304	18 451	116 851	156 403	155 900	162 138
BELGIUM.....	2 400	1 320	1 320	1 581	16 831	11 134	11 134	12 580
FRANCE.....	206	7 793	7 793	7 965	11 710	21 011	21 013	22 424
W GERM.....	3 816	15 866	15 866	16 589	124 540	142 783	142 806	148 023
ITALY.....	1 794	2 985	2 985	3 412	8 256	12 872	12 872	14 629
SINGAPR.....	1 477 630	710 605	710 515	744 399	5 006 502	2 512 994	2 488 211	2 597 537
CHINA T.....	161 431	52 435	52 435	53 551	443 617	151 625	151 825	157 827
JAPAN.....	634 806	425 593	425 732	442 479	4 979 439	3 210 282	3 206 422	3 349 184
OTH CTY.....	9 700	3 624	3 624	4 169	12 330	6 851	6 851	7 922
TOTAL.....	4 246 529	2 029 880	2 010 802	2 087 824	21 017 841	9 828 810	9 695 490	10 100 880
7293030	ELECTRONIC TUBES, EXCEPT CATHODE RAY AND RECEIVING						(NO)	
CANADA.....	59 964	150 419	150 415	151 812	102 981	654 664	654 890	660 109
SWEDEN.....	9	6 090	6 090	6 220	17 789	17 609	17 609	19 011
NORWAY.....	-	-	-	-	2	9 224	9 224	9 349
U KING.....	20 114	479 409	478 330	488 516	258 949	2 451 281	2 428 309	2 493 056
NETHLDs.....	5 899	109 212	109 212	110 752	14 785	490 872	491 162	497 518
BELGIUM.....	-	-	-	-	333	8 267	8 267	8 496
FRANCE.....	3 668	37 978	37 978	39 983	23 747	357 857	357 847	372 422
W GERM.....	11 000	57 896	57 626	59 228	115 461	650 181	649 942	660 866
AUSTRIA.....	185	1 626	1 626	1 656	28 090	6 771	6 771	6 920
SWITZLD.....	3	779	779	789	23 416	36 368	36 368	37 147
ITALY.....	100	900	900	916	197 596	20 832	20 832	21 813
CHINA T.....	41 533	22 590	22 590	23 220	213 991	39 172	39 172	40 099
JAPAN.....	136 608	319 676	319 682	328 682	915 176	2 502 731	2 502 880	2 584 278
OTH CTY.....	76	1 162	1 162	1 217	7 161	7 874	7 754	8 274
TOTAL.....	279 159	1 187 737	1 186 390	1 212 980	1 919 477	7 253 703	7 231 027	7 419 358
7293040	TRANSISTORS, AS SEMICONDUCTORS						(NO)	
CANADA.....	21 505	16 263	16 274	16 339	180 767	89 618	89 225	89 957
MEXICO.....	8 438 178	3 579 009	3 558 658	3 565 372	55 234 447	16 473 028	16 440 748	16 455 276
SALVADR.....	-	-	-	-	65 231	12 043	12 043	12 117
BARBAD.....	10 810	16 925	16 924	17 155	98 795	163 251	163 167	164 142
TRINID.....	-	-	-	-	6 940	9 494	9 493	9 548
N ANTIL.....	16 479	3 131	3 131	3 134	2 544 040	188 377	185 461	188 955
BRAZIL.....	-	-	-	-	36 994	11 740	11 740	11 683
DENMARK.....	3 800	2 640	2 640	2 810	37 819	76 715	76 714	77 686
U KING.....	69 581	80 254	80 178	81 841	706 827	846 043	847 071	860 322
IRELAND.....	1 505 252	211 491	211 556	212 716	15 080 232	1 920 176	1 918 755	1 928 954
NETHLDs.....	46 539	12 985	12 985	13 145	726 354	307 922	307 924	309 728
FRANCE.....	36 271	26 460	27 250	26 785	905 517	276 891	299 627	285 825
W GERM.....	152 445	47 983	47 510	48 021	3 237 310	572 019	576 520	582 204
SWITZLD.....	52 354	23 533	23 533	24 095	296 825	93 035	93 035	94 281
SPAIN.....	-	-	-	-	97 500	18 319	18 319	18 667
PORTUGL.....	2 098 380	171 620	171 620	172 543	11 707 521	935 741	935 741	942 264
ITALY.....	368 428	37 611	37 611	38 683	648 302	132 582	132 582	136 461
YUGOSLV.....	-	-	-	-	325 000	98 247	98 267	99 244
ISRAEL.....	-	-	-	-	31 722	13 313	13 313	13 438
S VETNM.....	366 717	13 559	13 559	13 732	366 717	13 559	13 559	13 732
MALAYSA.....	4 972 348	405 787	405 786	411 984	18 504 437	1 785 868	1 785 932	1 810 467
SINGAPR.....	4 796 702	1 161 297	1 203 214	1 170 987	29 169 895	5 351 018	5 333 447	5 397 523
PHIL R.....	229 057	18 958	18 958	19 670	844 152	63 020	63 015	64 736
KOR REP.....	24 957 692	1 916 876	1 920 365	1 946 984	119 143 311	9 794 004	9 794 992	9 940 461
HG KONG.....	16 906 951	2 279 967	2 281 032	2 307 696	79 930 005	9 330 208	9 334 447	9 453 854
CHINA T.....	277 652	50 520	47 599	48 408	957 083	142 506	130 632	137 091
JAPAN.....	1 497 043	651 050	651 285	668 964	7 472 135	3 191 435	3 189 021	3 278 513
AUSTRAL.....	-	-	-	-	261 246	42 537	42 537	43 454
OTH CTY.....	-	-	-	-	17 912	11 619	11 531	11 952
TOTAL.....	66 824 184	10 727 919	10 751 668	10 811 064	348 635 036	51 964 348	52 128 858	52 432 735

Table 2. Schedule A Commodity by Country of Origin,
Customs Value, F.a.s. and C.i.f.—Continued

(For information on coverage, definitions of Customs, f.a.s., and c.i.f. values, see Explanation of Statistics. Shipments valued less than \$251 are shown only under Schedule A commodity number 990.0000 and excluded from all other commodities. OTH CTY represents total for countries averaging under \$1,000 per month based on Customs Value)

Country of origin	Schedule A commodity number, description and unit of quantity							
	Current month				Cumulative, January to date			
	Net quantity	Value (dollars)			Net quantity	Value (dollars)		
Customs		F.a.s.	C.i.f.	Customs		F.a.s.	C.i.f.	
7293050	SEMICONDUCTOR DEVICES, EXC TRANSISTORS							(NO)
CANADA.....	294 728	217 019	216 634	218 632	19 835 178	3 754 713	3 766 618	3 822 400
MEXICO.....	14 656 039	7 899 982	7 869 508	7 901 047	95 274 125	35 668 576	35 510 930	35 678 853
SALVADR.....	137 239	50 025	46 577	50 254	1 257 390	555 453	632 314	557 362
HAITI.....	770 473	126 532	126 531	127 090	2 826 698	556 442	555 398	558 965
N ANTIL.....	-	-	-	-	782 613	330 721	327 525	332 398
BRAZIL.....	835 172	412 510	616 259	674 787	1 963 041	1 117 669	1 146 281	1 281 360
SWEDEN.....	254	3 312	3 312	3 376	11 198	38 973	38 973	39 348
DENMARK.....	7	783	783	793	3 988	27 105	27 109	27 323
U KING.....	410 363	237 584	236 223	240 042	1 268 621	1 032 210	1 028 539	1 045 802
IRELAND.....	6 598 766	521 650	522 786	525 917	34 229 791	2 560 160	2 560 719	2 577 459
NETHLDs.....	141 930	26 005	26 005	26 194	1 663 488	669 145	669 145	671 582
BELGIUM.....	44 557	112 641	112 648	113 585	358 803	229 374	229 491	232 314
FRANCE.....	1 539 214	80 819	80 191	83 056	8 374 707	384 606	386 707	390 719
W GERM.....	184 176	80 293	80 293	81 583	1 082 199	658 285	657 826	666 687
AUSTRIA.....	64 831	14 066	14 066	14 343	345 931	75 127	75 127	75 722
SWITZLD.....	83 652	22 504	22 504	22 920	623 214	261 491	260 688	266 382
PORTUGL.....	370 099	113 888	113 888	115 309	2 081 786	607 539	607 539	616 444
ITALY.....	653 313	149 790	149 788	151 866	1 801 347	692 559	692 557	705 699
YUGOSLV.....	-	-	-	-	65 000	20 795	20 799	21 000
GREECE.....	3 320	9 900	9 900	10 031	51 075	100 820	100 649	102 111
ISRAEL.....	-	-	-	-	69 044	57 875	57 875	58 626
THAILND.....	95 839	49 669	49 669	52 138	442 927	160 954	160 959	166 451
S VETNM.....	493 909	395 454	395 455	397 227	493 909	395 454	395 455	397 227
MALAYSA.....	19 468 489	13 394 717	13 229 280	13 518 155	89 390 656	59 744 990	57 974 778	60 107 943
SINGAPR.....	19 432 238	10 368 873	10 039 541	10 467 665	80 663 740	41 637 133	40 710 815	41 976 041
PHIL R.....	2 371 297	1 791 863	1 790 137	1 820 645	7 306 535	5 835 824	5 832 351	5 926 815
KOR REP.....	25 746 949	6 300 839	6 302 822	6 384 509	102 639 438	30 625 331	30 609 514	31 033 054
HG KONG.....	35 269 205	4 057 201	3 815 688	4 111 731	177 341 465	17 217 066	16 167 273	17 463 271
CHINA T.....	13 135 029	4 129 363	4 201 247	3 644 742	85 417 859	16 993 227	17 494 739	16 716 363
JAPAN.....	8 445 842	2 363 466	2 646 354	2 392 304	41 315 373	12 773 824	13 292 232	12 927 399
AUSTRAL.....	223 000	16 725	16 778	17 014	821 386	77 032	77 977	79 280
OTH CTY.....	400	622	622	812	24 378	7 587	7 587	8 055
TOTAL.....	151 470 330	52 948 095	52 735 489	53 167 767	759 826 903	234 868 060	232 076 489	236 530 455
7293060	PHOTOCELLS, PIEZO-ELECTRIC CRYSTALS AND PARTS, AND PARTS FOR ELECTRONIC TUBES							
CANADA.....	-	2 701 992	2 731 959	2 734 855	-	12 542 353	12 450 115	12 468 032
MEXICO.....	-	367 501	367 481	367 738	-	1 357 738	1 357 627	1 360 587
HAITI.....	-	50 133	50 133	50 621	-	251 878	251 878	254 377
BARBADO.....	-	113 172	106 169	117 128	-	430 652	411 143	447 133
BRAZIL.....	-	-	-	-	-	9 296	7 875	7 967
DENMARK.....	-	44 601	44 587	45 337	-	258 130	258 116	261 320
U KING.....	-	100 611	100 717	102 115	-	588 376	587 754	596 755
IRELAND.....	-	-	-	-	-	18 229	18 233	18 286
NETHLDs.....	-	68 494	67 455	68 407	-	518 001	517 172	525 247
BELGIUM.....	-	-	-	-	-	16 405	16 405	16 720
FRANCE.....	-	17 130	17 303	17 926	-	109 275	109 405	114 400
W GERM.....	-	825 827	789 314	845 090	-	4 189 441	4 009 924	4 252 956
AUSTRIA.....	-	10 491	10 491	10 640	-	31 798	31 798	32 250
SWITZLD.....	-	12 114	11 931	12 524	-	154 501	153 370	156 993
ITALY.....	-	24 532	24 532	24 856	-	94 697	94 688	96 239
GREECE.....	-	-	-	-	-	9 266	9 266	9 371
THAILND.....	-	43 114	43 114	43 466	-	90 318	90 318	91 515
MALAYSA.....	-	460 998	460 997	465 493	-	1 666 030	1 666 226	1 680 090
SINGAPR.....	-	132 412	132 416	133 292	-	878 241	879 171	888 104
PHIL R.....	-	6 336	6 336	6 547	-	6 336	6 336	6 547
KOR REP.....	-	322 745	316 878	326 495	-	995 262	989 444	1 006 078
HG KONG.....	-	53 228	53 253	53 791	-	315 961	316 179	320 087
CHINA T.....	-	4 032	4 032	4 281	-	165 169	186 916	166 905
JAPAN.....	-	457 576	457 545	468 873	-	2 458 618	2 455 704	2 512 120
OTH CTY.....	-	1 692	1 692	1 751	-	11 318	11 220	11 755
TOTAL.....	-	5 818 731	5 798 335	5 901 226	-	27 167 289	26 886 283	27 301 834
7293070	ELECTRON TUBES NES, SEMICONDUCTORS, PHOTOCELLS ETC, AND PARTS, CANADIAN ARTICLE, APTA							
CANADA.....	-	-	-	-	-	13 576	13 576	13 607
TOTAL.....	-	-	-	-	-	13 576	13 576	13 607
7294120	GENERATORS, BATTERY CHARGING, & STARTER MOTORS FOR INTERNAL COMBUSTION ENGINES							(NO)
CANADA.....	101	3 853	3 937	3 942	1 478	48 904	46 168	51 591
BRAZIL.....	-	-	-	-	1 800	44 352	44 352	46 112
SWEDEN.....	43	2 391	2 391	2 575	177	11 919	11 961	12 894
U KING.....	9 433	382 343	385 284	400 570	66 574	1 973 027	1 958 713	2 079 110
FRANCE.....	1 592	57 072	55 373	59 991	3 969	160 376	153 717	171 880
W GERM.....	4 566	190 514	187 917	195 107	45 175	1 508 210	1 459 306	1 550 128
SPAIN.....	-	-	-	-	770	16 745	16 733	17 458
ITALY.....	448	10 906	10 763	13 907	5 467	83 282	81 334	94 173
MALAYSA.....	-	-	-	-	13 559	48 519	48 519	50 661
JAPAN.....	12 602	351 555	377 865	368 954	81 136	2 546 411	2 573 501	2 661 100
OTH CTY.....	31	2 661	2 661	3 048	328	6 987	7 002	8 245
TOTAL.....	28 816	1 001 295	1 026 191	1 048 094	220 433	6 448 732	6 401 306	6 743 352
7294140	SPARK PLUGS FOR INT COMBUSTION ENGINES							(C)
CANADA.....	769	27 585	27 585	27 996	2 367	49 005	49 020	49 657
U KING.....	2 752	154 085	154 086	157 299	9 245	493 784	493 191	503 768
FRANCE.....	96	31 198	31 198	32 029	311	180 905	178 899	183 437

Table 2. Schedule A Commodity by Country of Origin,
Customs Value, F.a.s. and C.i.f.—Continued

(For information on coverage, definitions of Customs, f.a.s., and c.i.f. values, see Explanation of Statistics. Shipments valued less than \$251 are shown only under Schedule A commodity number 990.0000 and excluded from all other commodities. OTH CTY represents total for countries averaging under \$1,000 per month based on Customs Value)

Country of origin	Schedule A commodity number, description and unit of quantity							
	Current month				Cumulative, January to date			
	Net quantity	Value (dollars)			Net quantity	Value (dollars)		
Customs		F.a.s.	C.i.f.	Customs		F.a.s.	C.i.f.	
W GERM.....	27 646	558 850	558 372	582 424	96 425	2 744 907	2 645 984	2 669 925
CZECHO.....	50	7 832	7 865	8 000	103	13 091	13 137	13 501
SPAIN.....	70	2 169	2 169	2 212	328	8 376	8 376	8 565
ITALY.....	2	538	538	604	2 101	19 663	19 663	20 628
JAPAN.....	13 366	507 497	506 910	524 915	351 182	3 544 138	3 543 047	3 674 137
OTH CTY.....	4	323	323	334	25	1 213	1 219	1 230
TOTAL.....	44 755	1 290 077	1 289 046	1 335 813	462 087	7 055 082	6 952 536	7 324 846
7294160	STARTING AND IGNITION EQUIPMENT, ELECTRIC NES, FOR INTERNAL COMBUSTION ENGINES							
CANADA.....	-	392 173	390 839	397 242	-	1 795 384	1 797 267	1 813 758
MEXICO.....	-	242 808	214 025	215 932	-	1 025 863	934 064	944 426
HAITI.....	-	17 605	17 605	18 007	-	503 724	503 809	513 634
DOM REP.....	-	-	-	-	-	7 788	7 788	8 021
BRAZIL.....	-	841 989	842 101	873 702	-	4 339 101	4 300 526	4 450 642
SWEDEN.....	-	42 172	42 172	44 452	-	109 464	109 335	114 998
U KING.....	-	126 858	134 481	143 720	-	929 365	915 543	1 014 694
IRELAND.....	-	7 946	7 946	8 832	-	31 259	31 259	33 931
NETHLDs.....	-	-	-	-	-	11 929	11 392	12 966
BELGIUM.....	-	2 440	2 440	2 461	-	11 621	11 437	12 219
FRANCE.....	-	95 763	95 163	101 119	-	270 407	267 674	290 640
W GERM.....	-	651 307	637 667	670 946	-	3 688 507	3 589 707	3 787 642
E GERM.....	-	-	-	-	-	35 892	35 892	36 230
AUSTRIA.....	-	4 956	4 975	5 071	-	27 422	27 637	27 733
SWITZLD.....	-	-	-	-	-	311 563	311 608	318 605
SPAIN.....	-	33 717	33 717	37 175	-	110 946	110 010	118 909
ITALY.....	-	118 345	118 536	151 435	-	518 298	521 620	674 005
ISRAEL.....	-	-	-	-	-	16 896	16 896	19 000
MALAYSA.....	-	-	-	-	-	6 926	7 079	7 479
SINGAPR.....	-	125 990	125 990	128 457	-	349 317	349 317	362 560
CHINA T.....	-	-	-	-	-	20 928	20 928	22 322
JAPAN.....	-	908 302	908 580	951 784	-	7 767 860	7 753 877	8 171 640
AUSTRAL.....	-	20 030	20 030	21 908	-	83 535	83 535	90 398
REP SAF.....	-	8 061	8 061	8 470	-	21 447	21 447	23 008
OTH CTY.....	-	6 549	6 549	6 883	-	16 209	16 209	17 183
TOTAL.....	-	3 647 011	3 610 877	3 787 596	-	22 011 651	21 755 856	22 886 645
7294200	ELECTRIC LIGHTING EQUIPMENT DESIGNED FOR VEHICLE USE AND PARTS							
CANADA.....	-	308 377	305 543	305 543	-	1 293 850	1 287 545	1 292 576
MEXICO.....	-	9 084	9 084	9 532	-	39 781	39 781	42 472
C RICA.....	-	5 812	5 812	6 112	-	13 102	13 102	13 807
BRAZIL.....	-	1 190	1 190	1 316	-	10 184	10 169	11 301
ARGENT.....	-	617	617	717	-	12 011	12 011	13 020
SWEDEN.....	-	9 010	8 507	9 359	-	34 917	33 958	37 281
U KING.....	-	46 935	46 888	50 590	-	259 139	256 327	284 153
BELGIUM.....	-	35 911	36 628	37 251	-	194 159	194 698	197 074
FRANCE.....	-	272 686	275 108	286 162	-	1 146 517	1 157 215	1 216 801
W GERM.....	-	577 707	542 270	605 053	-	2 723 725	2 511 187	2 850 022
AUSTRIA.....	-	1 254	1 258	1 274	-	9 281	9 334	9 369
POLAND.....	-	-	-	-	-	10 531	10 531	11 048
SPAIN.....	-	9 498	9 688	9 844	-	21 318	21 741	22 134
ITALY.....	-	71 056	70 959	90 332	-	438 146	435 054	535 345
HG KONG.....	-	46 348	46 394	49 872	-	294 601	290 075	311 828
CHINA T.....	-	3 543	3 543	3 845	-	49 224	49 224	51 707
JAPAN.....	-	596 169	596 823	648 373	-	2 861 695	2 860 658	3 088 371
OTH CTY.....	-	-	-	-	-	4 670	4 310	4 906
TOTAL.....	-	1 995 197	1 960 312	2 115 175	-	9 416 851	9 196 920	9 993 235
7295200	INSTRUMENTS, DEVICES & APPARATUS, ELECT, EXCEPT ELECT SUPPLY METERS, FOR MEASURING, ETC							
CANADA.....	-	1 393 567	1 341 464	1 398 956	-	9 141 556	9 012 581	9 160 720
MEXICO.....	-	990 594	969 526	990 862	-	5 164 223	5 084 717	5 170 626
HAITI.....	-	16 844	16 844	16 917	-	31 615	31 671	32 240
N ANTIL.....	-	-	-	-	-	47 990	47 940	48 573
SWEDEN.....	-	418 147	396 457	427 849	-	2 339 398	2 215 489	2 398 291
NORWAY.....	-	64 879	64 898	67 375	-	403 991	400 242	412 594
FINLAND.....	-	32 454	32 447	33 078	-	329 477	327 729	342 775
DENMARK.....	-	520 213	499 640	510 776	-	3 559 821	3 396 748	3 493 278
U KING.....	-	2 689 061	2 707 092	2 773 207	-	12 579 600	12 358 904	12 985 862
IRELAND.....	-	67 566	67 566	69 807	-	323 405	321 757	331 975
NETHLDs.....	-	376 990	366 764	392 842	-	2 073 058	2 062 658	2 140 019
BELGIUM.....	-	88 669	88 912	91 455	-	25 974 122	25 975 267	25 988 533
FRANCE.....	-	1 166 283	1 165 814	1 186 620	-	5 067 243	5 057 764	5 164 115
W GERM.....	-	2 101 053	1 926 984	2 155 825	-	10 830 801	10 350 500	11 071 157
E GERM.....	-	-	-	-	-	47 183	41 874	51 990
AUSTRIA.....	-	35 815	35 815	37 012	-	333 184	333 149	342 842
CZECHO.....	-	-	-	-	-	14 009	14 009	14 564
SWITZLD.....	-	561 168	561 002	583 471	-	3 027 591	3 098 170	3 194 121
POLAND.....	-	1 964	1 964	2 141	-	44 239	44 239	45 684
SPAIN.....	-	1 633	1 633	2 262	-	23 779	23 779	26 853
ITALY.....	-	264 524	261 218	275 700	-	36 387 111	36 374 082	36 451 690
CYPRUS.....	-	10 412	9 915	10 718	-	10 412	9 915	10 718
ISRAEL.....	-	70 250	70 254	72 732	-	547 859	556 825	580 243
INDIA.....	-	13 462	13 462	14 114	-	22 170	22 170	23 175
SINGAPR.....	-	10 590	10 590	11 145	-	35 543	35 557	36 780
PHIL R.....	-	4 253	4 253	4 427	-	6 158	6 158	6 444
KOR REP.....	-	165 735	171 033	174 326	-	543 574	564 461	582 585
HG KONG.....	-	36 396	36 396	37 365	-	328 367	329 111	340 353
CHINA T.....	-	31 599	31 599	34 754	-	142 425	143 340	155 862

Table 2. Schedule A Commodity by Country of Origin,
Customs Value, F.a.s. and C.i.f.—Continued

(For information on coverage, definitions of Customs, f.a.s., and c.i.f. values, see Explanation of Statistics. Shipments valued less than \$251 are shown only under Schedule A commodity number 990.0000 and excluded from all other commodities. OTH CTY represents total for countries averaging under \$1,000 per month based on Customs Value)

Country of origin	Schedule A commodity number, description and unit of quantity							
	Current month				Cumulative, January to date			
	Net quantity	Value (dollars)			Net quantity	Value (dollars)		
Customs		F.a.s.	C.i.f.	Customs		F.a.s.	C.i.f.	
JAPAN.....	-	2 357 614	2 350 973	2 482 804	-	11 851 158	11 853 230	12 413 522
AUSTRAL.....	-	198 112	198 112	203 218	-	777 517	777 018	802 042
REP SAF.....	-	7 372	7 372	7 648	-	59 401	59 401	60 796
OTH CTY.....	-	4 253	2 600	3 140	-	16 958	15 306	16 360
TOTAL.....	-	13 701 472	13 412 599	14 072 546	-	132 084 938	130 945 761	133 897 382
7296000	HAND TOOLS, ELECTRO-MECHANICAL, AND PARTS							
CANADA.....	-	979 132	979 949	979 949	-	4 486 035	4 489 937	4 490 062
SWEDEN.....	-	14 906	14 906	15 233	-	81 153	81 153	84 102
U KING.....	-	35 632	35 631	37 903	-	209 121	209 120	215 112
NETHLDs.....	-	77 717	79 717	82 741	-	99 831	101 864	105 340
FRANCE.....	-	17 148	17 148	17 833	-	337 732	337 760	341 358
W GERM.....	-	689 500	689 510	702 615	-	3 281 927	3 274 412	3 358 655
SWITZLD.....	-	1 056 429	1 056 418	1 087 125	-	2 945 871	2 945 532	3 008 062
ITALY.....	-	928	928	970	-	13 165	13 165	14 007
HG KONG.....	-	-	-	-	-	5 430	5 554	5 821
CHINA T.....	-	-	-	-	-	6 495	6 495	6 928
JAPAN.....	-	66 854	66 852	70 918	-	1 220 365	1 219 086	1 345 973
AUSTRAL.....	-	28 272	28 125	29 465	-	118 556	118 409	123 877
OTH CTY.....	-	2 316	2 316	2 563	-	7 627	7 829	8 929
TOTAL.....	-	2 968 834	2 971 500	3 027 315	-	12 813 308	12 810 316	13 108 226
7299100	PERMANENT MAGNETS, ELECTRO-MAGNETS ELECTROMAGNETIC APPLIANCES							
CANADA.....	-	183 305	188 608	189 733	-	560 172	586 519	588 516
MEXICO.....	-	8 574	8 574	8 779	-	31 138	31 138	31 733
SWEDEN.....	-	7 320	7 320	7 618	-	24 831	24 877	26 780
DENMARK.....	-	5 215	5 106	5 255	-	22 707	22 299	23 510
U KING.....	-	131 127	132 957	137 454	-	567 767	566 499	588 964
NETHLDs.....	-	5 846	5 846	6 441	-	70 629	70 629	74 818
BELGIUM.....	-	2 642	2 645	2 790	-	23 819	23 823	24 761
FRANCE.....	-	53 313	53 313	54 440	-	244 110	242 203	259 531
W GERM.....	-	226 718	226 675	235 409	-	982 169	979 178	1 020 245
AUSTRIA.....	-	264	264	269	-	45 361	45 597	47 665
SWITZLD.....	-	21 478	21 478	22 923	-	87 625	87 424	91 380
SPAIN.....	-	-	-	-	-	47 002	47 002	48 177
ITALY.....	-	8 574	8 574	8 896	-	68 632	68 621	74 919
HG KONG.....	-	1 303	1 303	1 469	-	19 326	19 599	22 957
CHINA T.....	-	1 324	1 324	1 385	-	11 123	11 167	11 946
JAPAN.....	-	400 770	401 244	419 812	-	4 330 681	4 335 806	4 502 336
AUSTRAL.....	-	-	-	-	-	26 464	26 464	30 807
OTH CTY.....	-	871	871	900	-	10 963	11 113	12 298
TOTAL.....	-	1 058 644	1 066 102	1 103 573	-	7 174 519	7 199 958	7 481 343
7299220	WELDING MACHINES AND APPARATUS AND PARTS							
CANADA.....	-	20 941	20 451	20 942	-	175 590	174 724	175 266
MEXICO.....	-	1 328	1 328	1 328	-	54 139	54 139	54 139
SWEDEN.....	-	179 157	179 180	198 949	-	1 010 212	1 011 113	1 071 147
NORWAY.....	-	11 306	11 306	11 708	-	15 560	15 560	16 092
FINLAND.....	-	41 109	41 109	42 281	-	41 109	41 109	42 281
U KING.....	-	10 089	10 089	10 585	-	901 809	902 085	932 198
NETHLDs.....	-	6 062	6 062	6 428	-	105 418	105 418	108 587
BELGIUM.....	-	3 203	3 203	3 547	-	51 803	51 803	54 688
FRANCE.....	-	25 726	25 726	26 375	-	103 353	103 033	107 373
W GERM.....	-	54 531	54 531	57 658	-	1 975 256	1 975 190	2 067 939
AUSTRIA.....	-	1 657	1 659	1 944	-	181 123	181 125	187 835
SWITZLD.....	-	130 534	130 533	135 998	-	1 155 516	1 156 915	1 188 531
USSR.....	-	-	-	-	-	61 501	61 501	62 926
SPAIN.....	-	-	-	-	-	66 052	66 052	72 331
ISRAEL.....	-	-	-	-	-	8 089	8 089	8 460
CHINA T.....	-	37 366	37 366	37 644	-	37 366	37 366	37 644
JAPAN.....	-	8 350	8 350	8 843	-	142 381	139 219	153 672
OTH CTY.....	-	467	467	611	-	5 803	5 803	6 472
TOTAL.....	-	531 826	531 360	564 841	-	6 092 071	6 090 244	6 347 581
7299240	FURNACES AND OVENS, ELECTRIC, INDUSTRIAL AND LABORATORY, AND PARTS							
CANADA.....	-	150 011	151 046	151 314	-	757 763	759 390	759 740
SWEDEN.....	-	17 144	17 144	18 935	-	241 126	239 303	264 476
NORWAY.....	-	16 384	16 384	16 819	-	602 770	602 770	635 239
FINLAND.....	-	86 100	85 800	86 100	-	86 100	85 800	86 100
DENMARK.....	-	-	-	-	-	23 713	23 713	26 761
U KING.....	-	21 517	21 517	23 436	-	235 786	233 520	247 425
IRELAND.....	-	-	-	-	-	23 540	23 540	25 010
NETHLDs.....	-	9 061	8 890	9 324	-	199 597	199 426	215 089
FRANCE.....	-	4 337	4 337	4 444	-	49 825	49 825	52 914
W GERM.....	-	108 749	105 375	109 255	-	2 602 114	2 598 830	2 702 629
AUSTRIA.....	-	45 328	45 328	48 153	-	316 995	316 995	330 952
SWITZLD.....	-	29 458	29 481	30 204	-	270 922	270 950	278 147
ITALY.....	-	-	-	-	-	16 940	16 940	19 419
JAPAN.....	-	-	-	-	-	122 281	122 281	127 832
OTH CTY.....	-	350	350	361	-	10 074	10 074	11 816
TOTAL.....	-	488 439	485 652	498 345	-	5 559 546	5 553 357	5 783 549
7299260	BRAZING AND SOLDERING MACHINES AND APPARATUS & PMS & INDUCTN & DIELECT HEATG EQUIPT							
CANADA.....	-	49 794	50 458	50 494	-	323 715	325 572	326 141
MEXICO.....	-	74 614	74 614	74 614	-	75 953	75 953	75 953

Table 2. Schedule A Commodity by Country of Origin,
Customs Value, F.a.s. and C.i.f.—Continued

(For information on coverage, definitions of Customs, f.a.s., and c.i.f. values, see Explanation of Statistics. Shipments valued less than \$251 are shown only under Schedule A commodity number 990.0000 and excluded from all other commodities. OTH CTY represents total for countries averaging under \$1,000 per month based on Customs Value)

Country of origin	Schedule A commodity number, description and unit of quantity							
	Current month				Cumulative, January to date			
	Net quantity	Value (dollars)			Net quantity	Value (dollars)		
Customs		F.a.s.	C.i.f.	Customs		F.a.s.	C.i.f.	
SWEDEN,.....	-	-	-	-	-	27 751	27 751	29 162
U KING,.....	-	167 755	167 755	174 130	-	293 634	291 269	306 380
NETHLD,.....	-	-	-	-	-	24 959	24 959	25 614
BELGIUM,.....	-	-	-	-	-	83 948	83 948	85 619
FRANCE,.....	-	42 523	42 523	43 180	-	43 695	43 695	44 595
W GERM,.....	-	346 496	346 495	378 942	-	932 859	932 679	1 006 392
SWITZLD,.....	-	720	720	864	-	14 385	14 387	15 476
ITALY,.....	-	1 784	1 784	1 964	-	34 937	34 940	40 559
ISRAEL,.....	-	-	-	-	-	21 892	21 892	23 370
KOR REP,.....	-	-	-	-	-	6 212	6 212	6 579
HG KONG,.....	-	-	-	-	-	6 810	6 810	7 266
CHINA T,.....	-	-	-	-	-	21 645	21 624	23 258
JAPAN,.....	-	4 915	4 914	5 431	-	73 034	73 264	76 663
OTH CTY,.....	-	-	-	-	-	2 514	2 514	2 761
TOTAL,.....	-	688 601	689 263	729 619	-	1 987 943	1 967 469	2 095 808
7299400	SIGNALING APPARATUS, ELECTRIC, SOUND AND VISUAL, AND PARTS							
CANADA,.....	-	281 859	276 772	278 597	-	1 349 143	1 329 576	1 342 762
MEXICO,.....	-	139 293	139 292	139 302	-	665 700	665 050	666 137
SALVADR,.....	-	102 315	62 619	102 475	-	2 545 381	1 474 827	2 495 693
SWEDEN,.....	-	25 887	25 887	26 818	-	94 026	93 742	99 810
U KING,.....	-	134 290	130 316	141 221	-	675 646	664 730	704 418
IRELAND,.....	-	11 422	11 422	11 792	-	11 422	11 422	11 792
NETHLD,.....	-	-	-	-	-	68 148	68 148	69 248
BELGIUM,.....	-	288	288	305	-	9 028	9 028	10 017
FRANCE,.....	-	46 946	46 820	49 725	-	150 314	149 384	167 569
W GERM,.....	-	208 174	203 055	216 279	-	1 083 053	1 071 405	1 126 764
SWITZLD,.....	-	162 512	162 512	168 736	-	1 490 123	1 490 124	1 540 542
ITALY,.....	-	141 869	142 882	165 062	-	592 247	586 284	652 043
YUGOSLV,.....	-	49 949	39 484	42 161	-	149 129	137 968	145 998
ISRAEL,.....	-	-	-	-	-	23 967	23 967	24 919
S VETNM,.....	-	-	-	-	-	21 881	21 881	22 731
MALAYSA,.....	-	1 231 619	1 211 235	1 225 224	-	5 567 536	5 547 381	5 605 139
SINGAPR,.....	-	337 903	338 265	346 350	-	2 146 346	2 146 806	2 183 291
INDNSIA,.....	-	132 658	127 662	127 791	-	850 667	845 688	850 861
PHIL R,.....	-	35 419	35 419	36 292	-	53 937	53 937	55 195
KOR REP,.....	-	546 720	546 714	552 461	-	2 273 009	2 271 227	2 299 851
HG KONG,.....	-	194 282	194 664	204 120	-	822 199	813 276	873 540
CHINA T,.....	-	337 435	327 511	309 888	-	1 012 670	969 535	994 486
JAPAN,.....	-	394 264	394 405	426 288	-	1 625 680	1 627 850	1 719 802
MAURIT,.....	-	111 135	111 135	114 238	-	1 008 132	1 008 132	1 032 400
OTH CTY,.....	-	2 023	2 023	2 062	-	18 920	18 775	20 126
TOTAL,.....	-	4 628 262	4 530 382	4 687 187	-	24 308 574	23 100 143	24 715 136
7299510	CAPACITORS, ELECTRIC, FIXED, ALUMINUM AND TANTALUM ELECTROLYTIC (NO)							
CANADA,.....	-	-	-	-	378 074	56 363	59 209	59 348
MEXICO,.....	5 495 704	930 031	930 031	930 286	38 750 390	6 587 484	6 471 555	6 533 160
BARBADO,.....	7 205	1 799	1 804	1 835	141 407	19 329	19 304	19 807
BRAZIL,.....	-	-	-	-	3 221 000	79 882	79 882	82 751
U KING,.....	2 000	2 793	2 793	2 914	81 911	41 258	40 685	43 352
NETHLD,.....	4 200	3 486	3 486	3 534	3 509 014	164 806	164 806	171 897
BELGIUM,.....	-	-	-	-	467 525	9 493	9 493	9 815
W GERM,.....	923 339	141 157	138 946	143 804	4 532 040	824 485	799 960	834 970
AUSTRIA,.....	251 200	14 124	14 124	14 442	698 810	49 088	49 088	50 304
ITALY,.....	45 326	5 068	5 076	5 396	473 783	41 266	41 300	44 999
SINGAPR,.....	12 000	736	736	1 027	793 829	85 860	85 860	88 903
PHIL R,.....	-	-	-	-	325 538	13 271	13 271	13 491
KOR REP,.....	334 000	11 865	11 865	12 885	343 000	12 650	12 650	13 687
HG KONG,.....	446 619	30 280	30 307	34 256	1 362 262	78 552	78 579	87 167
CHINA T,.....	2 572 768	119 844	112 195	122 983	13 236 513	704 569	686 076	726 895
JAPAN,.....	7 088 641	497 495	496 959	518 164	32 935 437	2 908 468	2 908 534	3 047 572
OTH CTY,.....	-	-	-	-	40 875	5 888	5 888	6 144
TOTAL,.....	17 183 002	1 758 678	1 748 322	1 791 526	101 291 408	11 682 706	11 526 140	11 834 262
7299520	CAPACITORS, ELECTRIC, FIXED, PAPER OR FILM (NO)							
CANADA,.....	31 680	5 354	5 404	5 404	47 830	9 562	9 643	9 804
MEXICO,.....	622 109	98 230	98 544	98 553	1 345 324	265 428	262 790	262 949
DOM REP,.....	-	-	-	-	103 082	14 433	14 433	14 672
BRAZIL,.....	-	-	-	-	5 000	5 662	5 662	6 192
SWEDEN,.....	7 400	3 619	3 619	3 816	71 660	27 574	27 574	29 136
IRELAND,.....	648 940	41 771	41 781	42 568	3 876 370	256 664	256 695	259 837
NETHLD,.....	140 600	8 139	8 139	8 359	428 235	25 918	25 918	27 005
BELGIUM,.....	194 500	7 838	7 838	8 007	1 591 507	76 849	76 849	79 292
FRANCE,.....	50 963	6 096	6 096	6 501	194 988	17 782	17 782	18 982
W GERM,.....	564 834	48 577	48 522	50 909	8 182 988	998 875	981 072	1 007 274
AUSTRIA,.....	-	-	-	-	187 150	7 283	7 283	7 363
SPAIN,.....	68 065	13 030	13 030	13 450	509 137	65 316	65 316	66 958
PORTUGL,.....	-	-	-	-	461 910	31 299	31 435	32 133
ITALY,.....	595 735	29 992	29 992	31 304	3 172 919	155 246	155 256	161 830
KOR REP,.....	95 000	2 016	2 016	2 407	773 600	15 366	15 366	16 995
CHINA T,.....	1 488 282	81 273	81 273	84 765	12 280 099	521 042	521 204	537 134
JAPAN,.....	3 611 605	124 341	124 341	129 835	20 892 263	813 292	806 648	836 032
OTH CTY,.....	4 000	1 647	1 654	1 720	86 523	5 045	5 052	5 356
TOTAL,.....	8 123 713	471 923	472 249	487 598	54 210 585	3 312 636	3 285 977	3 378 944

Table 2. Schedule A Commodity by Country of Origin,
Customs Value, F.a.s. and C.i.f.—Continued

(For information on coverage, definitions of Customs, f.a.s., and c.i.f. values, see Explanation of Statistics. Shipments valued less than \$251 are shown only under Schedule A commodity number 990.0000 and excluded from all other commodities. OTH CTY represents total for countries averaging under \$1,000 per month based on Customs Value)

Country of origin	Schedule A commodity number, description and unit of quantity							
	Current month				Cumulative, January to date			
	Net quantity	Value (dollars)			Net quantity	Value (dollars)		
Customs		F.a.s.	C.i.f.	Customs		F.a.s.	C.i.f.	
7299525	CAPACITORS, ELECTRIC, FIXED, CERAMIC							(NO)
MEXICO.....	14 646 333	477 894	458 997	477 830	80 893 829	2 827 075	2 711 710	2 826 942
BRAZIL.....	-	-	-	-	1 923 250	18 485	18 485	19 662
U KING.....	1 907	1 755	1 755	2 025	12 057	31 663	31 681	37 156
FRANCE.....	-	-	-	-	1 083 798	38 134	38 134	39 843
W GERM.....	-	-	-	-	89 274	7 969	7 569	7 733
KOR REP.....	584 189	17 945	17 945	21 208	587 789	18 639	18 639	21 926
HG KONG.....	200	303	303	310	466 475	7 115	7 115	7 444
CHINA T.....	1 986 553	88 000	68 676	94 406	9 250 674	500 104	420 262	524 550
JAPAN.....	14 600 428	257 892	258 906	269 771	78 411 947	1 552 196	1 553 013	1 616 803
OTH CTY.....	28 000	2 927	2 927	4 385	155 283	17 973	17 976	20 477
TOTAL.....	31 847 610	846 716	809 509	869 935	172 874 376	5 019 353	4 824 584	5 122 536
7299535	CAPACITORS, ELECTRIC, FIXED, MICA, NES							(NO)
CANADA.....	93 577	40 783	40 747	41 082	855 695	320 470	320 684	322 496
MEXICO.....	2 743 684	329 071	326 999	329 071	12 746 200	1 497 307	1 486 440	1 497 952
HAITI.....	79 753	3 602	3 775	3 897	99 409	9 233	9 406	9 612
DOM REP.....	1 123 477	150 530	150 530	152 069	5 390 344	786 554	786 562	795 192
BRAZIL.....	268 815	20 419	20 419	21 483	2 634 053	141 071	141 077	146 895
SWEDEN.....	19 327	7 251	7 251	7 539	64 910	44 392	45 294	47 068
FINLAND.....	320 420	13 741	13 741	14 500	1 696 680	71 933	71 933	76 343
DENMARK.....	-	-	-	-	94 084	27 219	27 218	27 780
U KING.....	205 308	42 484	42 708	44 118	805 801	226 811	231 527	238 867
NETHLDs.....	7 700	292	292	333	423 430	72 071	72 009	72 417
FRANCE.....	5 280	4 409	4 854	4 629	279 605	69 686	70 209	72 011
W GERM.....	667 785	100 214	99 023	102 710	2 903 309	527 609	514 851	543 839
SWITZLD.....	65 766	17 092	17 092	17 585	602 906	54 750	54 708	57 016
SPAIN.....	14 140	1 006	1 006	1 069	391 139	46 123	46 135	47 118
ITALY.....	294 865	15 953	16 105	17 026	4 323 972	278 253	275 182	289 339
ISRAEL.....	30	5 700	5 700	6 033	2 700	8 902	8 902	9 418
MALAYSIA.....	31 000	913	913	954	1 341 400	38 995	38 995	39 643
PHIL R.....	70 500	3 695	3 695	3 854	417 200	17 109	17 109	17 647
HG KONG.....	2 100	303	303	305	479 180	41 624	41 624	44 290
CHINA T.....	4 004 153	157 615	151 099	164 813	33 345 568	1 437 596	1 403 433	1 486 508
JAPAN.....	4 883 177	383 712	383 820	396 904	21 752 539	1 749 699	1 748 542	1 816 996
OTH CTY.....	1 083	2 041	2 041	2 192	86 764	12 770	12 770	13 438
TOTAL.....	14 901 940	1 300 826	1 292 113	1 332 166	90 736 888	7 480 177	7 424 610	7 671 885
7299550	CAPACITORS, ELECTRIC, VARIABLE, FIXED AND VARIABLE CANADIAN ARTICLE, APTA							
CANADA.....	-	153 721	154 000	154 543	-	642 282	645 213	646 526
MEXICO.....	-	20 610	20 610	20 610	-	93 939	93 939	94 293
JAMAICA.....	-	63 060	62 759	63 424	-	986 724	982 890	992 824
HAITI.....	-	196 300	195 864	198 410	-	812 393	811 279	821 243
BRAZIL.....	-	-	-	-	-	23 826	23 826	24 354
DENMARK.....	-	273	273	280	-	23 780	23 690	24 855
U KING.....	-	8 548	8 554	9 214	-	125 191	120 224	131 560
NETHLDs.....	-	7 241	7 241	7 303	-	28 200	28 200	28 881
BELGIUM.....	-	534	535	556	-	8 679	12 420	13 571
FRANCE.....	-	6 855	6 855	7 223	-	18 480	18 481	19 358
W GERM.....	-	88 109	88 218	92 899	-	471 799	472 771	493 228
SWITZLD.....	-	516	516	521	-	18 276	17 578	17 817
ITALY.....	-	4 751	4 772	5 078	-	52 750	52 784	55 923
ISRAEL.....	-	-	-	-	-	39 404	39 404	39 909
CHINA T.....	-	1 224	1 224	1 276	-	48 267	47 052	50 137
JAPAN.....	-	35 229	35 122	37 217	-	382 751	382 962	400 203
OTH CTY.....	-	1 976	1 976	2 012	-	13 741	13 725	14 812
TOTAL.....	-	588 947	588 519	600 566	-	3 790 482	3 786 438	3 869 494
7299635	ELECTRODES, PART CARBON OR GRAPHITE, FOR ELECTRIC FURNACE OR ELECTROLYTIC PURPOSE NES							(LB)
CANADA.....	66 577	54 127	52 545	52 545	433 032	274 322	260 527	260 535
SWEDEN.....	619	2 927	2 927	3 010	3 147	5 286	5 286	6 925
U KING.....	-	-	-	-	27 640	7 076	7 076	8 078
FRANCE.....	838 184	237 666	236 282	268 924	10 898 131	2 417 971	2 509 570	2 938 442
W GERM.....	96	2 942	2 942	2 981	380 389	74 925	74 591	82 854
ITALY.....	217 396	60 318	60 318	72 196	657 972	168 540	173 774	209 372
JAPAN.....	2 794 631	1 126 928	1 126 927	1 251 499	19 296 695	8 363 174	8 315 193	9 217 876
OTH CTY.....	-	-	-	-	17	1 048	1 048	1 087
TOTAL.....	3 917 503	1 484 908	1 481 941	1 651 155	31 697 023	11 312 342	11 347 065	12 725 169
7299640	CARBONS, ELECTRICAL, EXCEPT CARBON ELECTRODES FOR FURNACE OR ELECTROLYTIC PURPOSE							
CANADA.....	-	47 073	47 695	47 698	-	159 936	162 129	162 285
SWEDEN.....	-	2 244	2 244	2 278	-	6 145	6 145	6 344
U KING.....	-	97 540	97 546	101 900	-	411 113	409 625	428 696
FRANCE.....	-	26 528	24 450	25 295	-	230 656	224 781	233 335
W GERM.....	-	35 149	34 917	37 215	-	280 796	280 358	290 709
SWITZLD.....	-	3 694	3 661	3 954	-	14 967	14 567	15 751
ITALY.....	-	2 764	2 778	4 039	-	15 343	15 372	17 734
JAPAN.....	-	69 061	69 061	73 073	-	296 742	296 739	309 455
OTH CTY.....	-	631	631	654	-	15 653	15 912	16 826
TOTAL.....	-	284 684	282 983	296 106	-	1 431 351	1 425 628	1 481 135
7299700	MACHINERY & APPARATUS, ELECTRIC, NES, INCL MACHINERY PARTS, ELECT SUPPLY METERS, ETC							
CANADA.....	-	1 495 965	1 507 768	1 510 309	-	9 284 096	9 345 744	9 358 577
MEXICO.....	-	1 118 734	1 116 096	1 118 967	-	5 844 875	5 822 422	5 852 731

Table 2. Schedule A Commodity by Country of Origin,
Customs Value, F.a.s. and C.i.f.—Continued

(For information on coverage, definitions of Customs, f.a.s., and c.i.f. values, see Explanation of Statistics. Shipments valued less than \$251 are shown only under Schedule A commodity number 990.0000 and excluded from all other commodities. OTH CTY represents total for countries averaging under \$1,000 per month based on Customs Value)

Country of origin	Schedule A commodity number, description and unit of quantity							
	Current month				Cumulative, January to date			
	Net quantity	Value (dollars)			Net quantity	Value (dollars)		
Customs		F.a.s.	C.i.f.	Customs		F.a.s.	C.i.f.	
HAITI.....	-	-	-	-	-	33 005	33 005	34 071
BARBADO.....	-	425 047	425 047	426 342	-	971 127	971 127	977 856
BRAZIL.....	-	515	515	572	-	15 647	15 647	16 612
SWEDEN.....	-	55 148	55 170	57 594	-	206 323	206 156	221 297
NORWAY.....	-	3 803	3 803	4 017	-	26 012	26 012	27 991
DENMARK.....	-	1 056	1 055	1 108	-	59 708	55 365	56 121
U KING.....	-	394 940	369 890	407 198	-	3 005 353	2 861 572	3 074 938
IRELAND.....	-	3 500	3 500	3 583	-	20 590	20 590	20 973
NETHLD.....	-	111 223	111 223	113 214	-	633 036	632 927	648 664
BELGIUM.....	-	2 731	2 731	2 745	-	38 688	38 518	40 973
FRANCE.....	-	29 296	29 081	30 485	-	138 659	137 025	142 421
W GERM.....	-	291 874	279 981	304 680	-	1 769 944	1 699 116	1 855 552
AUSTRIA.....	-	2 812	2 817	2 922	-	71 921	71 926	73 966
SWITZLD.....	-	220 506	220 528	231 033	-	792 397	790 778	828 277
PORTUGL.....	-	-	-	-	-	13 552	13 552	13 659
ITALY.....	-	8 275	8 275	8 961	-	151 929	151 711	160 043
YUGOSLV.....	-	-	-	-	-	20 537	21 528	23 723
ISRAEL.....	-	-	-	-	-	24 209	23 907	25 638
ARAB EM.....	-	-	-	-	-	24 529	24 529	24 529
MALAYSA.....	-	18 711	18 711	19 361	-	117 854	117 869	120 537
SINGAPR.....	-	48 033	48 033	48 419	-	2 026 826	1 999 613	2 042 670
KOR REP.....	-	401 731	398 995	404 090	-	1 498 035	1 476 577	1 494 554
HG KONG.....	-	2 183 373	2 136 172	2 214 967	-	12 746 544	12 481 172	12 901 682
CHINA T.....	-	923 081	769 849	932 952	-	3 959 775	3 481 909	4 003 396
JAPAN.....	-	769 299	751 970	786 870	-	4 208 971	4 191 534	4 361 984
AUSTRAL.....	-	11 516	11 516	11 821	-	307 489	307 489	348 184
OTH CTY.....	-	4 160	4 163	4 511	-	12 863	13 086	14 868
TOTAL.....	-	8 525 329	8 276 889	8 646 721	-	48 024 514	47 032 406	48 766 487
7310200	RAILWAY CARS, NOT SELF-PROPELLED, PASSENGER, FREIGHT AND MAINTENANCE							
CANADA.....	-	1 950	1 951	1 951	-	16 950	17 371	17 371
COLOMB.....	-	-	-	-	-	24 438	24 438	26 820
FRANCE.....	-	-	-	-	-	4 379 548	4 379 548	4 504 504
W GERM.....	-	-	-	-	-	175 598	176 049	187 858
AUSTRIA.....	-	211 212	211 756	223 300	-	2 843 841	2 864 092	3 019 568
TOTAL.....	-	213 162	213 707	225 251	-	7 440 375	7 461 498	7 756 121
7314000	RAILWAY CARS, SELF-PROPELLED, PASSENGER, FREIGHT AND MAINTENANCE (NO)							
FRANCE.....	-	-	-	-	8	7 807 212	7 807 212	8 028 056
AUSTRAL.....	-	-	-	-	2	20 038	15 267	20 084
TOTAL.....	-	-	-	-	10	7 827 250	7 822 479	8 048 140
7317000	PARTS OF RAILWAY LOCOMOTIVES AND RAILWAY CARS							
CANADA.....	-	429 890	439 488	439 522	-	3 017 736	3 079 971	3 085 892
MEXICO.....	-	502 085	503 592	503 593	-	1 949 206	1 952 883	1 953 763
BRAZIL.....	-	29 709	29 709	33 718	-	82 580	77 580	88 208
SWEDEN.....	-	424 397	381 978	401 904	-	1 610 414	1 553 829	1 635 021
U KING.....	-	454 603	455 689	484 367	-	1 572 169	1 575 930	1 646 880
NETHLD.....	-	-	-	-	-	238 838	238 838	257 323
BELGIUM.....	-	42 733	42 733	46 489	-	114 358	114 358	119 173
FRANCE.....	-	2 839 944	2 840 204	3 141 010	-	8 214 167	8 214 579	9 123 848
W GERM.....	-	486 645	486 176	507 135	-	3 231 526	3 239 061	3 432 209
AUSTRIA.....	-	45 101	45 227	48 016	-	481 253	482 366	507 423
SWITZLD.....	-	273	273	389	-	71 504	71 286	74 135
SPAIN.....	-	-	-	-	-	8 501	8 501	9 056
ITALY.....	-	-	-	-	-	30 774	31 957	36 016
JAPAN.....	-	3 789 716	3 762 055	4 548 833	-	16 728 191	16 599 023	19 122 047
REP SAF.....	-	262	262	339	-	10 039	9 556	11 764
OTH CTY.....	-	281	281	850	-	6 437	6 437	8 246
TOTAL.....	-	9 045 639	8 987 667	10 156 165	-	37 367 693	37 256 155	41 111 004
7321020	AUTOMOBILES, PASSENGER, NEW (NO)							
CANADA.....	72 052	314 669 421	269 701 949	316 148 165	316 753	1 394 092 471	1 191 999 846	1 401 637 821
BRAZIL.....	2	6 012	6 012	7 810	2	6 012	6 012	7 810
ARGENT.....	-	-	-	-	1	5 235	5 235	8 430
SWEDEN.....	7 428	32 228 122	33 465 716	34 347 869	27 804	118 683 701	121 344 620	124 782 161
U KING.....	8 625	21 958 965	27 730 305	29 439 552	29 591	74 070 699	108 803 676	115 875 042
BELGIUM.....	7 678	33 586 221	31 198 060	33 012 862	18 917	77 492 045	75 731 018	79 762 432
FRANCE.....	1 134	3 399 494	3 457 029	3 796 186	4 496	12 781 272	13 230 199	14 170 821
W GERM.....	26 739	108 441 377	110 550 232	117 728 927	167 226	654 212 691	681 463 108	727 999 384
ITALY.....	9 903	34 659 723	28 616 538	36 387 766	35 766	107 568 346	101 061 257	116 016 900
JAPAN.....	45 311	115 171 355	114 999 707	125 702 119	238 371	579 829 396	589 469 702	647 839 327
AUSTRAL.....	1	4 842	4 842	6 315	4	24 720	24 720	31 382
OTH CTY.....	-	-	-	-	1	1 485	1 485	1 827
TOTAL.....	178 873	664 125 532	619 730 390	696 577 571	838 932	3 018 768 073	2 883 140 878	3 228 133 337
7321040	AUTOMOBILES, PASSENGER, USED (NO)							
CANADA.....	4	11 189	11 914	11 914	13	42 538	43 693	43 693
MEXICO.....	3	4 930	4 930	4 930	7	22 615	22 515	22 515
SWEDEN.....	1	3 800	3 800	4 125	4	8 500	8 500	10 363
U KING.....	58	281 872	275 788	317 889	208	973 210	951 089	1 091 322
BELGIUM.....	-	-	-	-	12	29 362	29 362	37 168
FRANCE.....	1	4 830	4 830	5 395	7	21 992	21 992	28 278
W GERM.....	65	206 534	205 838	238 415	367	1 342 052	1 367 142	1 549 767
SWITZLD.....	5	8 590	8 590	10 969	5	8 590	8 590	10 969

Table 2. Schedule A Commodity by Country of Origin,
Customs Value, F.a.s. and C.i.f.—Continued

(For information on coverage, definitions of Customs, f.a.s., and c.i.f. values, see Explanation of Statistics. Shipments valued less than \$251 are shown only under Schedule A commodity number 990.0000 and excluded from all other commodities. OTH CTY represents total for countries averaging under \$1,000 per month based on Customs Value)

Country of origin	Schedule A commodity number, description and unit of quantity							
	Current month				Cumulative, January to date			
	Net quantity	Value (dollars)			Net quantity	Value (dollars)		
Customs		F.a.s.	C.i.f.	Customs		F.a.s.	C.i.f.	
ITALY.....	13	54 715	54 715	60 471	294	880 302	826 793	935 169
JAPAN.....	14	27 589	27 764	28 703	206	128 519	128 905	138 720
AUSTRAL.....	1	1 500	1 500	1 500	3	5 300	5 300	8 319
OTH CTY.....	1	1 250	1 250	1 903	13	12 678	12 658	16 283
TOTAL.....	166	606 799	600 919	686 214	1 139	3 475 658	3 426 539	3 892 566
7321060	MOTOR VEHICLES, PASSENGER, NES, EXCEPT MOTORCYCLES							(NO)
CANADA.....	1 861	1 801 672	1 823 996	1 824 628	7 194	7 634 730	7 693 315	7 728 655
SWEDEN.....	-	-	-	-	5	26 527	26 527	30 485
U KING.....	27	138 779	138 987	150 079	96	612 283	612 280	651 109
W GERM.....	2	2 336	2 336	3 376	35	19 903	19 903	25 652
POLAND.....	360	201 420	201 420	232 229	4 516	2 440 700	2 440 097	2 748 090
ITALY.....	1	120 000	120 000	124 669	3	146 020	146 020	151 396
JAPAN.....	2 996	1 759 783	1 759 783	1 947 917	7 297	3 491 315	3 491 020	3 849 050
OTH CTY.....	-	-	-	-	3	5 937	5 937	8 469
TOTAL.....	5 247	4 023 990	4 046 522	4 282 898	19 149	14 377 415	14 435 429	15 192 906
7322000	BUSES							(NO)
CANADA.....	-	-	-	-	137	1 798 122	1 807 150	1 807 815
ECUADOR.....	-	-	-	-	2	16 979	5 866	19 919
U KING.....	1	1 866	1 866	2 316	20	46 292	46 292	64 365
BELGIUM.....	3	179 651	177 718	186 088	44	2 551 624	2 200 560	2 313 213
W GERM.....	3	163 848	165 142	169 155	71	1 473 924	1 400 495	1 595 828
TOTAL.....	7	345 365	344 726	357 559	274	5 886 941	5 460 363	5 801 140
7323000	TRUCKS							(NO)
CANADA.....	11 069	47 098 623	40 520 868	47 655 941	48 990	237 414 376	203 650 454	240 523 820
NETHLDs.....	1	6 000	6 000	7 711	1	6 000	6 000	7 711
W GERM.....	-	-	-	-	22	67 931	73 120	81 554
JAPAN.....	50	104 604	104 604	121 453	2 316	4 790 322	4 797 241	5 685 178
OTH CTY.....	-	-	-	-	1	1 200	1 200	1 402
TOTAL.....	11 120	47 209 227	40 631 472	47 785 105	51 330	242 279 829	208 528 015	246 299 665
7324000	MOBILE CRANES, CONCRETE MIXER TRUCKS, WRECKERS, FIRE ENGINES, A SPEC SERV VEHICLES, NES							
CANADA.....	-	2 160 361	2 183 761	2 184 495	-	8 657 811	8 697 715	8 727 353
MEXICO.....	-	106 000	106 028	106 028	-	115 278	115 306	115 306
SWEDEN.....	-	235 165	239 365	239 365	-	421 897	427 465	427 738
FINLAND.....	-	-	-	-	-	133 199	133 199	140 260
U KING.....	-	9 052	9 052	10 114	-	234 649	234 655	250 495
NETHLDs.....	-	204 422	204 422	212 943	-	204 422	204 422	212 943
FRANCE.....	-	938 266	938 266	975 245	-	1 378 891	1 372 376	1 426 808
W GERM.....	-	-	-	-	-	47 474	47 559	49 453
ITALY.....	-	116 776	116 776	122 920	-	116 776	116 776	122 920
OTH CTY.....	-	-	-	-	-	378	378	450
TOTAL.....	-	3 770 042	3 797 670	3 851 110	-	11 310 775	11 349 851	11 473 726
7328220	CHASSIS AND BODIES FOR TRUCKS AND BUSES							(NO)
CANADA.....	5 464	39 819 993	34 749 756	39 982 583	24 866	187 165 613	162 771 199	188 000 322
MEXICO.....	163	321 791	326 947	326 947	979	1 889 265	1 982 153	1 982 153
VENEZ.....	-	-	-	-	35	20 698	20 698	28 223
BRAZIL.....	24	158 976	190 221	190 221	445	2 718 522	2 747 788	3 271 573
SWEDEN.....	20	291 053	280 518	297 851	77	1 089 195	1 078 660	1 159 525
U KING.....	2	7 493	7 492	8 161	9	65 681	65 677	68 909
W GERM.....	2	42 228	42 228	43 725	2	42 228	42 228	43 725
ITALY.....	12	190 800	190 800	217 279	12	190 800	190 800	217 279
PHIL R.....	-	-	-	-	50	9 196	9 196	14 153
JAPAN.....	20 322	25 740 661	25 815 673	29 179 806	110 145	122 466 575	122 846 872	140 152 030
REP SAF.....	1	8 327	8 327	21 200	1	8 327	8 327	21 200
OTH CTY.....	-	-	-	-	4	400	400	571
TOTAL.....	26 010	66 581 322	61 611 962	70 267 773	136 625	315 666 500	291 763 998	334 959 663
7328240	CHASSIS AND BODIES FOR MOTOR VEHICLES, EXCEPT TRUCKS, BUSES AND MOTORCYCLES							(NO)
CANADA.....	2	2 770	2 643	2 862	1 628	198 414	201 225	201 721
MEXICO.....	10	3 953	3 953	3 953	139	38 851	38 851	38 851
VENEZ.....	-	-	-	-	214	61 322	61 322	81 057
U KING.....	9	72 371	72 550	77 281	179	132 852	129 561	139 555
BURMA.....	-	-	-	-	60	16 092	16 170	16 776
CHINA T.....	-	-	-	-	4	29 506	29 506	36 040
JAPAN.....	4	1 116	1 094	1 285	308	31 398	31 376	37 022
OTH CTY.....	4	413	412	438	38	6 617	6 415	8 396
TOTAL.....	29	80 623	80 652	85 819	2 570	515 052	514 426	559 418
7328920	PARTS, NES, OF MOTOR VEHICLES, EXC MOTORCYCLES, EXCL ENGINES, ELECT PARTS, GLASS PTS ETC							
CANADA.....	-	87 016 896	87 763 561	88 137 655	-	370 910 765	372 801 205	375 541 463
MEXICO.....	-	5 292 383	5 270 262	5 287 678	-	22 876 260	23 216 687	23 149 341
COLOMB.....	-	4 029	4 029	4 495	-	24 554	24 554	32 040
VENEZ.....	-	34 854	36 554	36 789	-	591 761	596 483	781 485
PERU.....	-	15 000	15 000	15 750	-	15 000	15 000	15 750
BRAZIL.....	-	417 554	396 051	445 664	-	2 910 766	2 809 588	3 081 738
ARGENT.....	-	73 424	73 424	77 453	-	271 285	268 857	289 460
SWEDEN.....	-	1 290 738	1 269 334	1 397 071	-	5 631 280	5 553 325	6 102 294
NORWAY.....	-	8 845	8 759	10 190	-	16 333	15 805	18 083
FINLAND.....	-	4 425	3 788	4 781	-	8 354	7 515	9 120

Table 2. Schedule A Commodity by Country of Origin,
Customs Value, F.a.s. and C.i.f.—Continued

(For information on coverage, definitions of Customs, f.a.s., and c.i.f. values, see Explanation of Statistics. Shipments valued less than \$251 are shown only under Schedule A commodity number 990.0000 and excluded from all other commodities. OTH CTY represents total for countries averaging under \$1,000 per month based on Customs Value)

Country of origin	Schedule A commodity number, description and unit of quantity							
	Current month			Cumulative, January to date				
	Net quantity	Value (dollars)			Net quantity	Value (dollars)		
Customs		F.a.s.	C.i.f.	Customs		F.a.s.	C.i.f.	
DENMARK.....	-	13 475	12 689	13 957	-	74 036	70 923	80 328
U KING.....	-	2 960 972	3 499 746	3 751 812	-	16 607 287	20 083 403	21 778 751
NETHLDs.....	-	204 051	201 058	209 229	-	761 088	756 577	776 049
BELGIUM.....	-	217 710	204 260	260 515	-	1 938 483	1 899 874	2 100 990
FRANCE.....	-	4 425 557	4 408 183	4 874 832	-	11 105 327	11 007 921	12 175 302
W GERM.....	-	10 294 121	9 906 722	11 167 551	-	50 257 920	48 052 338	54 705 049
AUSTRIA.....	-	15 444	15 465	16 151	-	126 666	127 155	130 726
SWITZLD.....	-	727	727	839	-	7 115	7 115	8 610
POLAND.....	-	-	-	-	-	47 827	47 622	57 203
SPAIN.....	-	507 531	502 576	534 924	-	2 781 191	2 744 312	2 910 033
PORTUGL.....	-	-	-	-	-	12 881	11 709	13 441
ITALY.....	-	931 530	921 801	1 233 170	-	5 946 091	5 387 111	7 350 122
YUGOSLV.....	-	69 793	51 973	57 343	-	177 218	158 378	176 558
ISRAEL.....	-	112 279	112 279	122 383	-	695 403	695 403	757 719
GAZA ST.....	-	-	-	-	-	17 504	17 580	17 561
INDIA.....	-	16 963	16 963	20 688	-	94 367	93 856	113 166
SINGAPR.....	-	9 095	9 095	10 418	-	35 181	35 136	40 511
PHIL R.....	-	-	-	-	-	5 737	5 737	7 664
KOR REP.....	-	-	-	-	-	62 558	62 558	65 329
HG KONG.....	-	36 791	37 144	40 745	-	265 931	267 436	287 964
CHINA T.....	-	125 149	125 193	136 425	-	462 767	462 626	503 011
JAPAN.....	-	5 442 653	5 397 117	6 305 234	-	35 316 614	34 883 940	39 774 826
AUSTRAL.....	-	28 167	28 167	30 968	-	121 193	112 099	119 428
REP SAF.....	-	89 019	80 515	98 787	-	420 117	408 224	477 437
OTH CTY.....	-	263	263	274	-	1 465	1 447	1 550
TOTAL.....	-	119 659 438	120 372 698	124 303 771	-	530 598 325	532 709 499	553 450 182
7328940	PARTS OF AGRICULTURAL TRACTORS							
CANADA.....	-	6 738 896	3 068 385	6 798 907	-	28 218 151	13 666 944	28 494 841
MEXICO.....	-	129 671	130 316	131 032	-	549 461	554 932	555 772
BRAZIL.....	-	-	-	-	-	29 362	29 362	30 300
SWEDEN.....	-	-	-	-	-	5 560	5 560	6 032
FINLAND.....	-	-	-	-	-	30 988	30 988	34 043
U KING.....	-	5 025 966	4 576 825	4 883 662	-	29 202 388	28 620 717	30 691 864
NETHLDs.....	-	13 456	13 620	17 163	-	23 653	23 817	27 812
BELGIUM.....	-	3 656 654	3 675 725	3 803 101	-	22 171 838	22 284 522	22 944 892
FRANCE.....	-	2 732 730	2 552 133	2 642 684	-	14 483 706	13 910 458	15 478 350
W GERM.....	-	2 071 114	2 077 350	2 210 692	-	9 801 935	9 821 876	10 422 765
AUSTRIA.....	-	-	-	-	-	17 629	17 629	18 250
CZECHO.....	-	30 840	30 840	31 802	-	30 840	30 840	31 802
HUNGARY.....	-	224 477	224 477	234 123	-	592 637	592 637	665 115
POLAND.....	-	832	832	991	-	23 283	22 983	25 676
USSR.....	-	3 852	3 852	4 307	-	8 777	8 766	9 521
SPAIN.....	-	58 429	58 449	62 061	-	1 332 120	1 332 219	1 386 232
PORTUGL.....	-	-	-	-	-	16 899	16 899	19 672
ITALY.....	-	2 288 289	2 283 833	2 435 227	-	12 096 352	12 084 605	12 956 715
ROMANIA.....	-	30 750	30 750	32 571	-	187 405	201 290	234 346
JAPAN.....	-	443 597	436 633	481 798	-	3 799 965	3 671 717	4 109 526
OTH CTY.....	-	591	591	910	-	5 830	5 830	6 856
TOTAL.....	-	23 450 144	19 164 611	23 771 031	-	122 628 779	106 934 591	128 144 382
7329120	MOTORCYCLES, ENGINE PISTON DISPLACEMENT NOT OVER 90 CUBIC CENTIMETERS (NO)							
CANADA.....	3	3 269	3 293	3 293	225	219 247	219 603	219 603
BELGIUM.....	-	-	-	-	240	54 423	54 423	58 119
FRANCE.....	2 100	439 126	449 126	473 538	4 975	926 915	927 330	1 011 022
W GERM.....	20	4 709	5 785	5 785	21	7 585	8 384	8 519
AUSTRIA.....	960	226 504	226 504	236 204	2 647	623 194	636 183	652 216
CZECHO.....	-	-	-	-	368	28 490	29 497	39 295
SPAIN.....	-	-	-	-	81	24 311	24 311	26 416
ITALY.....	358	85 254	85 254	93 563	3 854	791 722	792 562	874 628
CHINA T.....	658	156 451	156 451	168 866	1 260	317 752	317 752	340 487
JAPAN.....	6 555	1 918 905	1 932 476	2 053 451	43 803	13 141 599	13 155 168	14 020 432
OTH CTY.....	-	-	-	-	12	2 359	2 359	2 699
TOTAL.....	10 654	2 834 218	2 858 889	3 034 702	57 486	16 137 597	16 167 572	17 253 436
7329140	MOTORCYCLES, ENGINE PISTON DISPLACEMENT OVER 90 CUBIC CENTIMETERS, NOT OVER 190 CC (NO)							
CANADA.....	1 080	1 000 271	1 008 111	1 008 202	4 302	3 649 657	3 677 653	3 679 298
MEXICO.....	-	-	-	-	128	61 355	61 355	61 680
SWEDEN.....	270	251 536	251 536	258 853	657	579 222	579 323	597 768
U KING.....	-	-	-	-	50	44 429	44 429	47 308
W GERM.....	-	-	-	-	86	75 160	75 196	77 682
AUSTRIA.....	25	22 887	22 887	23 458	240	204 426	204 426	210 292
CZECHO.....	-	-	-	-	152	68 286	69 578	78 504
SPAIN.....	30	18 510	18 510	19 930	589	413 327	413 327	444 211
ITALY.....	403	293 580	293 580	307 268	3 903	2 034 938	2 034 938	2 154 331
CHINA T.....	262	103 167	103 167	109 823	1 198	445 278	445 278	469 354
JAPAN.....	14 264	6 766 692	6 767 565	7 203 785	145 776	63 738 770	63 873 332	68 020 518
OTH CTY.....	-	-	-	-	5	1 476	1 476	1 950
TOTAL.....	16 334	8 456 643	8 465 356	8 931 319	157 086	71 316 324	71 480 311	75 842 896
7329160	MOTORCYCLES, ENGINE PISTON DISPLACEMENT OVER 190 CUBIC CENTIMETERS, NOT OVER 290 CC (NO)							
CANADA.....	1 026	1 022 757	1 028 527	1 030 293	5 168	5 185 237	5 216 187	5 228 011
MEXICO.....	-	-	-	-	19	11 205	11 223	11 455
SWEDEN.....	170	186 170	186 170	191 734	895	940 172	940 172	971 889
U KING.....	-	-	-	-	52	91 100	93 900	96 586
FRANCE.....	-	-	-	-	150	29 283	29 283	31 729

Table 2. Schedule A Commodity by Country of Origin,
Customs Value, F.a.s. and C.i.f.—Continued

(For information on coverage, definitions of Customs, f.a.s., and c.i.f. values, see Explanation of Statistics. Shipments valued less than \$251 are shown only under Schedule A commodity number 990.0000 and excluded from all other commodities. OTH CTY represents total for countries averaging under \$1,000 per month based on Customs Value)

Country of origin	Schedule A commodity number, description and unit of quantity							
	Current month				Cumulative, January to date			
	Net quantity	Value (dollars)			Net quantity	Value (dollars)		
Customs		F.a.s.	C.i.f.	Customs		F.a.s.	C.i.f.	
W GERM.....	165	180 090	180 090	187 308	405	413 356	413 456	430 513
AUSTRIA.....	159	167 216	167 216	171 412	476	510 653	510 653	525 234
CZECHO.....	-	-	-	-	747	449 154	452 461	493 783
SPAIN.....	880	736 906	736 906	773 513	4 591	3 739 069	3 739 418	3 962 293
ITALY.....	2	1 158	1 158	1 322	228	112 464	112 464	126 613
JAPAN.....	6 004	3 760 888	3 752 120	3 959 485	64 503	40 462 176	40 600 719	42 764 386
OTH CTY.....	3	3 159	3 159	4 055	3	3 159	3 159	4 055
TOTAL.....	8 409	6 058 344	6 055 346	6 319 122	77 237	51 947 028	52 123 095	54 646 547
7329180	MOTORCYCLES, ENGINE PISTON DISPLACEMENT OVER 290 CUBIC CENTIMETERS							(NO)
SWEDEN.....	115	131 117	131 117	134 455	1 340	1 505 898	1 505 898	1 549 698
U KING.....	1 280	2 225 344	2 248 864	2 331 007	6 856	11 839 754	11 640 836	11 932 846
BELGIUM.....	-	-	-	-	76	111 989	111 193	115 864
W GERM.....	221	251 883	251 883	260 217	4 839	8 622 454	8 623 336	9 107 165
AUSTRIA.....	6	6 745	6 745	6 919	374	427 326	427 326	440 066
CZECHO.....	44	17 160	17 160	17 496	763	470 526	473 004	511 320
SPAIN.....	-	-	-	-	966	754 473	754 473	800 147
ITALY.....	626	979 431	977 181	1 025 982	2 118	3 194 793	3 184 216	3 352 091
KOR REP.....	-	-	-	-	100	92 700	92 700	97 474
HG KONG.....	-	-	-	-	270	461 710	461 710	486 125
JAPAN.....	28 086	28 276 869	28 237 779	29 787 201	209 014	194 060 366	193 963 539	204 132 643
OTH CTY.....	1	1 246	1 276	1 276	5	3 423	3 453	4 859
TOTAL.....	30 379	31 889 795	31 872 005	33 564 553	226 721	221 545 412	221 241 684	232 530 298
7329190	MOTORCYCLES, NES							(NO)
CANADA.....	1	376	376	376	13	8 468	8 819	8 819
SWEDEN.....	-	-	-	-	100	113 048	113 048	116 339
W GERM.....	-	-	-	-	55	65 186	65 186	68 771
E GERM.....	76	27 056	27 056	30 331	76	27 056	27 056	30 331
CZECHO.....	-	-	-	-	90	31 201	31 768	36 000
SPAIN.....	465	414 663	414 663	437 211	1 423	1 312 965	1 312 965	1 380 734
CHINA T.....	-	-	-	-	485	21 825	21 825	29 372
JAPAN.....	-	-	-	-	341	323 119	323 119	344 642
OTH CTY.....	-	-	-	-	26	10 840	10 840	14 986
TOTAL.....	542	442 095	442 095	467 918	2 609	1 913 708	1 914 626	2 029 994
7329200	PARTS OF MOTORCYCLES, EXCEPT ENGINES							
CANADA.....	-	21 165	21 339	21 439	-	198 518	199 997	200 112
MEXICO.....	-	93 120	93 330	93 918	-	274 555	274 958	276 467
SWEDEN.....	-	50 550	50 550	53 774	-	136 269	136 349	143 632
DENMARK.....	-	-	-	-	-	9 476	9 138	11 129
U KING.....	-	187 044	188 490	198 740	-	958 115	956 193	1 012 031
NETHLDs.....	-	125 466	125 466	126 686	-	332 758	332 758	336 113
FRANCE.....	-	7 837	7 759	8 660	-	33 974	33 896	36 599
W GERM.....	-	103 396	101 522	107 266	-	611 838	602 204	635 921
AUSTRIA.....	-	27 636	27 760	28 661	-	89 235	90 249	93 575
CZECHO.....	-	11 990	12 050	12 393	-	65 880	66 086	70 515
SPAIN.....	-	153 989	154 017	158 212	-	644 392	643 196	675 396
ITALY.....	-	739 215	739 215	774 814	-	3 186 782	3 187 948	3 328 013
INDIA.....	-	-	-	-	-	6 419	6 419	6 925
KOR REP.....	-	9 242	8 877	9 145	-	22 889	22 074	22 788
HG KONG.....	-	4 773	4 816	5 010	-	26 663	26 706	29 997
CHINA T.....	-	132 622	133 059	143 948	-	538 686	539 209	582 804
JAPAN.....	-	1 437 762	1 437 615	1 528 437	-	12 132 704	12 117 471	12 915 381
OTH CTY.....	-	1 000	1 000	1 057	-	6 011	6 011	6 518
TOTAL.....	-	3 106 807	3 106 865	3 272 160	-	19 275 164	19 250 862	20 383 916
7331120	BICYCLES HAVING WHEELS NOT OVER 25 INCHES IN DIAMETER							(NO)
CANADA.....	96	6 360	6 375	6 379	1 306	82 557	83 602	83 606
U KING.....	1 813	101 927	102 531	109 883	11 727	528 751	533 125	570 152
NETHLDs.....	485	11 176	11 176	13 316	485	11 176	11 176	13 316
BELGIUM.....	10	846	846	874	149	9 135	9 135	10 037
FRANCE.....	523	46 267	45 343	48 498	2 796	174 886	173 933	187 829
W GERM.....	1 131	54 994	54 428	61 057	2 907	136 575	135 925	152 788
AUSTRIA.....	-	-	-	-	2 095	115 581	121 548	131 691
CZECHO.....	1 000	20 176	19 302	23 857	3 114	64 093	63 720	76 873
POLAND.....	7 374	152 441	152 441	179 654	12 130	248 138	248 138	291 798
PORTUGL.....	7 288	229 996	229 990	253 964	24 141	746 934	749 768	822 276
ITALY.....	-	-	-	-	461	34 953	34 953	38 519
KOR REP.....	10 992	309 777	309 777	376 218	24 007	669 743	669 266	811 882
CHINA T.....	7 918	213 405	217 050	252 206	35 679	1 302 708	1 307 403	1 506 846
JAPAN.....	3 955	237 276	237 311	269 918	9 519	528 441	530 959	611 305
OTH CTY.....	102	1 230	1 230	1 525	139	2 863	2 863	3 716
TOTAL.....	42 687	1 385 871	1 387 800	1 597 349	130 655	4 656 534	4 675 514	5 312 634
7331140	BICYCLES HAVING WHEELS OVER 25 INCHES IN DIAMETER							(NO)
CANADA.....	1 345	126 940	127 329	127 329	12 491	1 064 412	1 072 171	1 074 725
MEXICO.....	153	29 160	29 359	29 359	2 622	236 815	237 014	237 175
BRAZIL.....	263	16 569	16 569	19 266	580	37 993	37 993	44 342
U KING.....	32 074	2 545 832	2 540 549	2 712 881	160 141	11 598 700	11 649 111	12 486 723
IRELAND.....	1 911	130 350	131 877	143 795	4 848	336 946	340 011	371 515
NETHLDs.....	6 019	423 552	428 642	458 204	18 985	1 367 472	1 381 118	1 478 506
BELGIUM.....	2	942	942	974	4 603	441 122	441 122	472 626
FRANCE.....	15 753	1 501 912	1 502 891	1 620 205	92 481	8 053 752	8 056 390	8 682 419
W GERM.....	504	23 511	23 511	26 176	2 211	87 952	81 065	94 976

Table 2. Schedule A Commodity by Country of Origin,
Customs Value, F.a.s. and C.i.f.—Continued

(For information on coverage, definitions of Customs, f.a.s., and c.i.f. values, see Explanation of Statistics. Shipments valued less than \$251 are shown only under Schedule A commodity number 990.0000 and excluded from all other commodities. OTH CTY represents total for countries averaging under \$1,000 per month based on Customs Value)

Country of origin	Schedule A commodity number, description and unit of quantity							
	Current month				Cumulative, January to date			
	Net quantity	Value (dollars)			Net quantity	Value (dollars)		
Customs		F.a.s.	C.i.f.	Customs		F.a.s.	C.i.f.	
AUSTRIA.....	35 560	1 675 149	1 681 135	1 804 103	96 945	4 536 766	4 313 916	4 741 803
CZECHO.....	1 150	28 874	29 497	35 708	1 700	43 361	43 896	53 330
SWITZLD.....	-	-	-	-	151	37 070	37 070	38 733
POLAND.....	659	17 283	17 283	21 014	1 492	45 309	45 309	53 491
SPAIN.....	-	-	-	-	93	6 323	6 323	7 379
PORTUGL.....	5 250	238 805	238 805	266 670	44 557	1 968 601	1 973 268	2 195 090
ITALY.....	864	115 913	115 913	124 660	8 207	737 432	738 266	801 330
INDIA.....	900	42 281	42 281	51 937	1 000	44 918	44 918	55 455
CHINA M.....	-	-	-	-	330	16 929	16 929	19 123
KOR REP.....	8 963	340 392	340 392	401 508	16 891	696 045	696 046	841 144
HG KONG.....	1 583	105 965	105 964	117 287	5 782	376 463	389 279	430 059
CHINA T.....	10 593	394 944	393 526	477 970	42 565	1 727 250	1 721 196	2 066 884
JAPAN.....	10 054	698 987	701 755	793 132	139 378	9 171 446	9 173 259	10 523 007
OTH CTY.....	21	2 885	2 885	3 707	21	2 885	2 885	3 707
TOTAL.....	133 621	8 460 246	8 471 105	9 235 885	658 074	42 635 962	42 498 575	46 773 542
7331200	PARTS OF BICYCLES							
CANADA.....	-	3 619	3 692	3 723	-	48 488	32 370	49 315
MEXICO.....	-	194 797	186 908	167 061	-	1 569 494	1 524 837	1 525 322
ICELAND.....	-	-	-	-	-	5 803	5 803	6 123
SWEDEN.....	-	1 468	1 468	1 533	-	23 229	23 239	24 769
U KING.....	-	123 926	123 865	134 175	-	840 908	838 883	901 886
IRELAND.....	-	-	-	-	-	11 480	11 480	12 412
NETHLDs.....	-	-	-	-	-	18 064	18 065	19 920
BELGIUM.....	-	112 837	111 874	119 418	-	215 667	214 754	229 429
FRANCE.....	-	396 578	396 925	420 236	-	1 663 384	1 666 018	1 783 611
W GERM.....	-	238 600	239 899	251 785	-	1 567 944	1 549 140	1 630 308
AUSTRIA.....	-	141 826	141 111	144 000	-	437 774	436 039	447 455
SWITZLD.....	-	43 549	43 549	44 446	-	161 680	161 598	169 930
POLAND.....	-	783	783	905	-	6 990	6 990	8 629
SPAIN.....	-	1 934	1 934	1 995	-	33 016	33 016	33 978
GIBRALT.....	-	-	-	-	-	8 271	8 320	8 369
ITALY.....	-	203 357	203 407	225 676	-	1 378 287	1 375 076	1 472 425
INDIA.....	-	13 208	13 298	13 851	-	51 044	51 134	54 214
KOR REP.....	-	7 833	7 833	10 177	-	44 925	44 925	55 127
HG KONG.....	-	58 612	58 612	62 398	-	126 064	126 060	135 001
CHINA T.....	-	148 983	148 983	172 822	-	444 245	444 258	507 580
JAPAN.....	-	1 653 334	1 658 107	1 761 828	-	8 822 754	8 821 513	9 342 750
OTH CTY.....	-	906	906	1 000	-	1 526	1 526	1 753
TOTAL.....	-	3 346 150	3 343 154	3 557 029	-	17 481 037	17 395 044	18 420 306
7333020	FARM WAGONS AND CARTS (NO)							
CANADA.....	2 245	1 289 032	1 307 909	1 307 902	8 301	4 937 955	4 999 097	5 007 059
NETHLDs.....	4	1 200	1 200	1 377	54	5 337	5 169	6 066
OTH CTY.....	-	-	-	-	1	560	560	560
TOTAL.....	2 249	1 290 232	1 309 109	1 309 279	8 356	4 943 852	5 004 826	5 013 685
7333040	VEHICLES, INCLUDING TRAILERS, NOT SELFPROPELLED, NSPF, AND PARTS							
CANADA.....	-	453 509	459 370	486 378	-	1 519 360	1 525 913	1 559 537
MEXICO.....	-	8 736	8 736	8 736	-	93 863	93 743	93 743
BRAZIL.....	-	58 963	58 963	63 980	-	153 038	153 038	186 111
SWEDEN.....	-	-	-	-	-	14 357	14 357	16 506
NORWAY.....	-	-	-	-	-	20 914	20 914	24 278
FINLAND.....	-	4 027	4 027	4 807	-	6 824	6 824	7 858
U KING.....	-	58 708	58 708	82 823	-	170 616	170 616	206 561
FRANCE.....	-	50 168	50 168	59 162	-	82 357	82 357	93 307
W GERM.....	-	26 352	25 975	28 523	-	90 620	90 161	98 479
SWITZLD.....	-	-	-	-	-	20 065	19 435	20 633
POLAND.....	-	-	-	-	-	21 007	21 007	23 470
ISRAEL.....	-	40 165	40 165	44 743	-	107 523	107 577	117 915
INDIA.....	-	-	-	-	-	12 742	12 742	13 227
CHINA T.....	-	-	-	-	-	14 845	14 845	15 973
JAPAN.....	-	80 808	77 125	107 130	-	452 425	445 146	639 148
REP SAF.....	-	-	-	-	-	67 920	67 920	87 727
OTH CTY.....	-	-	-	-	-	12 537	12 547	17 650
TOTAL.....	-	781 436	783 237	886 282	-	2 861 013	2 859 142	3 222 123
7341020	AIRCRAFT, MILITARY (NO)							
U KING.....	-	-	-	-	24	101 284 030	101 284 596	101 437 492
TOTAL.....	-	-	-	-	24	101 284 030	101 284 596	101 437 492
7341040	AIRCRAFT, NES, NON-MILITARY							
CANADA.....	-	776 428	779 928	792 855	-	3 231 621	3 235 216	3 254 087
SWEDEN.....	-	-	-	-	-	317 744	317 744	322 934
FINLAND.....	-	11 007	11 007	12 192	-	22 755	22 475	24 703
U KING.....	-	-	-	-	-	2 202 352	2 202 352	2 221 329
FRANCE.....	-	4 850 085	5 322 357	5 360 478	-	18 629 512	19 553 600	19 700 871
W GERM.....	-	-	-	-	-	470 533	469 107	473 330
CZECHO.....	-	9 856	9 856	12 036	-	20 016	20 016	26 580
POLAND.....	-	-	-	-	-	22 046	22 046	31 067
ISRAEL.....	-	-	-	-	-	1 724 635	1 724 635	1 730 619
JAPAN.....	-	845 040	845 040	862 000	-	2 766 855	2 753 514	2 796 081
OTH CTY.....	-	-	-	-	-	6 955	6 955	7 910
TOTAL.....	-	6 492 416	6 968 188	7 039 561	-	29 415 024	30 327 660	30 589 511

Table 2. Schedule A Commodity by Country of Origin,
Customs Value, F.a.s. and C.i.f.—Continued

(For information on coverage, definitions of Customs, f.a.s., and c.i.f. values, see Explanation of Statistics. Shipments valued less than \$251 are shown only under Schedule A commodity number 990.0000 and excluded from all other commodities. OTH CTY represents total for countries averaging under \$1,000 per month based on Customs Value)

Country of origin	Schedule A commodity number, description and unit of quantity							
	Current month				Cumulative, January to date			
	Net quantity	Value (dollars)			Net quantity	Value (dollars)		
Customs		F.a.s.	C.i.f.	Customs		F.a.s.	C.i.f.	
7349100	BALLOONS AND AIRSHIPS							
U KING.....	-	-	-	-	-	9 891	9 890	10 415
JAPAN.....	-	-	-	-	-	7 395	7 395	8 163
TOTAL.....	-	-	-	-	-	17 286	17 285	18 578
7349200	PARTS OF AIRCRAFT AND SPACECRAFT, NES, EXCL ENGINES & GLASS, RUBBER & ELECTRICAL PARTS							
CANADA.....	-	16 506 603	16 507 147	16 617 489	-	75 959 632	75 830 940	76 124 672
MEXICO.....	-	2 418 253	2 416 322	2 415 384	-	10 951 475	10 938 549	10 937 714
SALVADR.....	-	6 000	6 000	6 000	-	6 000	6 000	6 000
NICARAG.....	-	1 050	800	836	-	8 800	8 550	8 818
HAITI.....	-	-	-	-	-	9 001	9 001	9 290
CHILE.....	-	7 102	7 102	7 374	-	7 102	7 102	7 374
BRAZIL.....	-	-	-	-	-	45 766	45 771	48 223
U KING.....	-	4 362 401	4 337 256	4 490 438	-	18 208 964	18 061 371	18 653 746
IRELAND.....	-	1 800	1 800	1 862	-	27 677	23 932	25 925
NETHLDs.....	-	24 462	24 462	24 812	-	46 729	46 529	47 826
BELGIUM.....	-	51 158	51 158	53 058	-	176 435	176 450	182 210
FRANCE.....	-	1 663 372	1 662 897	1 730 546	-	5 798 489	5 720 276	5 943 722
W GERM.....	-	1 013 826	1 016 261	1 039 101	-	19 003 516	19 042 456	19 349 584
SWITZLD.....	-	10 553	10 553	11 538	-	46 891	46 560	50 660
SPAIN.....	-	141 222	127 983	135 726	-	671 873	607 353	653 445
ITALY.....	-	761 028	761 202	773 219	-	8 190 677	8 069 303	8 490 629
ISRAEL.....	-	128 380	128 732	131 643	-	352 648	353 679	365 271
INDNSIA.....	-	-	-	-	-	8 960	8 960	10 116
KOR REP.....	-	-	-	-	-	5 846	5 846	5 938
JAPAN.....	-	915 434	915 309	942 690	-	4 631 059	4 628 311	4 876 659
AUSTRAL.....	-	519 508	519 508	551 259	-	2 608 641	2 582 645	2 748 807
N ZEAL.....	-	800	800	1 026	-	29 119	29 119	29 750
GHANA.....	-	-	-	-	-	6 055	6 055	6 355
OTH CTY.....	-	1 645	1 645	1 690	-	11 803	11 806	12 450
TOTAL.....	-	28 534 597	28 496 937	28 935 691	-	146 813 158	146 266 564	148 595 184
7350020	YACHTS OR PLEASURE BOATS. (NO)							
CANADA.....	738	1 363 205	1 380 293	1 379 132	3 178	6 589 526	6 620 543	6 626 435
MEXICO.....	53	86 952	81 365	86 952	577	882 953	859 256	882 953
ARGENT.....	-	-	-	-	2	192 600	192 600	203 531
ICELAND.....	1	86 328	86 330	89 330	1	86 328	86 330	89 330
SWEDEN.....	17	260 393	259 129	283 773	73	1 235 822	1 222 644	1 347 121
NORWAY.....	9	63 324	63 326	70 781	21	586 173	586 175	599 594
FINLAND.....	3	358 900	358 900	378 237	7	704 893	704 893	746 535
DENMARK.....	3	37 324	37 324	40 749	3	37 324	37 324	40 749
U KING.....	269	293 441	283 448	306 289	2 214	1 859 031	1 848 129	1 991 449
NETHLDs.....	-	-	-	-	40	2 767 913	2 767 913	2 829 157
FRANCE.....	2 536	923 625	922 890	973 756	10 416	2 824 438	2 721 676	3 008 960
W GERM.....	101	18 590	18 590	19 112	1 045	415 898	418 337	452 706
ITALY.....	1	609	609	681	70	378 530	322 675	419 254
GREECE.....	1	65 000	65 000	73 435	2	101 871	101 871	118 329
SINGAPR.....	2	82 931	82 931	92 800	8	362 707	357 540	392 546
HG KONG.....	6	260 641	255 228	285 678	17	759 624	751 658	839 570
CHINA T.....	1 063	752 747	752 747	898 526	3 651	3 282 690	3 244 612	3 816 420
JAPAN.....	172	74 320	74 320	81 403	1 224	456 572	452 152	504 316
GHANA.....	1	12 151	12 151	20 839	1	12 151	12 151	20 839
TOTAL.....	4 976	4 740 481	4 734 581	5 081 473	22 550	23 537 044	23 308 479	24 929 794
7350040	PLEASURE BOATS, NES, A FLOATING STRUCTURES, INCL PNEUMATIC CRAFT, CANOES, ETC, A PTS							
CANADA.....	-	283 696	290 330	290 530	-	1 056 352	1 064 458	1 068 086
MEXICO.....	-	57 470	57 470	57 503	-	188 543	188 599	188 632
C RICA.....	-	-	-	-	-	5 640	5 640	5 850
SWEDEN.....	-	269 080	269 080	281 697	-	1 899 889	1 898 533	2 009 808
NORWAY.....	-	28 790	28 795	30 087	-	54 337	54 342	58 142
FINLAND.....	-	12 631	12 631	13 084	-	100 596	101 113	104 604
DENMARK.....	-	-	-	-	-	29 908	30 005	35 647
U KING.....	-	223 432	223 958	237 527	-	1 202 431	1 203 399	1 429 466
IRELAND.....	-	-	-	-	-	24 215	24 215	26 152
NETHLDs.....	-	62 746	62 746	62 831	-	130 076	129 399	135 090
BELGIUM.....	-	-	-	-	-	13 131	13 131	14 445
FRANCE.....	-	68 563	68 588	72 259	-	834 786	834 290	891 368
W GERM.....	-	16 305	16 305	17 408	-	458 747	458 611	485 674
SWITZLD.....	-	6 425	7 425	8 370	-	6 425	7 425	8 370
PORTUGL.....	-	1 165	1 175	1 205	-	22 453	23 137	24 773
ITALY.....	-	21 847	21 847	24 091	-	255 892	255 891	281 265
THAILND.....	-	737	737	818	-	12 181	12 181	13 451
KOR REP.....	-	6 900	6 900	7 659	-	51 144	50 945	53 083
HG KONG.....	-	133 145	131 201	137 884	-	537 035	535 070	558 495
CHINA T.....	-	206 659	204 856	229 996	-	1 353 269	1 350 497	1 514 878
JAPAN.....	-	186 346	182 039	192 963	-	1 105 037	1 088 512	1 170 769
AUSTRAL.....	-	91 597	91 597	93 825	-	262 380	262 341	273 868
N ZEAL.....	-	23 296	23 296	23 811	-	102 348	102 348	104 591
OTH CTY.....	-	2 448	2 448	2 662	-	8 921	8 921	10 143
TOTAL.....	-	1 703 278	1 703 424	1 786 210	-	9 715 736	9 703 003	10 466 650

Table 2. Schedule A Commodity by Country of Origin,
Customs Value, F.a.s. and C.i.f.—Continued

(For information on coverage, definitions of Customs, f.a.s., and c.i.f. values, see Explanation of Statistics. Shipments valued less than \$251 are shown only under Schedule A commodity number 990.0000 and excluded from all other commodities. OTH CTY represents total for countries averaging under \$1,000 per month based on Customs Value)

Country of origin	Schedule A commodity number, description and unit of quantity							
	Current month				Cumulative, January to date			
	Net quantity	Value (dollars)			Net quantity	Value (dollars)		
Customs		F.a.s.	C.i.f.	Customs		F.a.s.	C.i.f.	
8122000	CERAMIC TOILET AND SANITARY WARE							(NO)
MEXICO.....	17 255	136 911	137 498	137 498	67 439	532 756	541 318	541 318
U KING.....	27	3 089	3 089	3 792	152	5 923	5 923	7 386
FRANCE.....	1 071	5 160	5 160	5 624	1 306	12 925	12 925	14 466
ITALY.....	155	3 946	3 946	5 063	5 409	78 448	79 808	92 165
KOR REP.....	-	-	-	-	4 512	15 792	15 792	21 534
JAPAN.....	-	-	-	-	3 110	33 296	33 296	38 866
TOTAL.....	18 508	149 106	149 693	151 997	81 928	679 140	669 062	715 739
8123000	IRON OR STEEL TOILET AND SANITARY WARE							(NO)
CANADA.....	224	12 082	12 495	12 495	4 224	167 137	170 229	170 312
HG KONG.....	16 058	9 627	9 627	11 502	77 789	53 385	53 385	62 070
CHINA T.....	-	-	-	-	23 220	17 934	17 976	20 841
JAPAN.....	124 980	100 564	100 564	110 215	385 102	323 129	324 344	360 763
OTH CTY.....	-	-	-	-	36 408	7 452	6 777	7 248
TOTAL.....	141 262	122 273	122 686	134 212	526 743	569 037	572 711	621 234
8124110	GLASS GLOBES AND SHADES							(NO)
CANADA.....	-	6 749	7 089	7 089	-	24 742	25 973	25 973
MEXICO.....	-	284 691	272 503	272 809	-	1 324 651	1 239 437	1 240 119
BRAZIL.....	-	-	-	-	-	10 775	10 775	19 834
SWEDEN.....	-	22 560	22 464	28 139	-	83 759	83 663	100 897
FINLAND.....	-	-	-	-	-	7 125	7 125	9 334
U KING.....	-	1 110	1 136	1 267	-	13 013	13 040	15 073
BELGIUM.....	-	-	-	-	-	8 898	8 898	9 781
FRANCE.....	-	45 024	45 936	55 489	-	232 239	236 209	295 432
W GERM.....	-	8 048	8 048	10 000	-	97 997	98 043	117 330
AUSTRIA.....	-	2 873	2 949	2 975	-	6 316	6 392	6 876
POLAND.....	-	13 957	13 957	18 187	-	16 538	16 538	21 919
SPAIN.....	-	-	-	-	-	10 044	10 043	12 669
ITALY.....	-	55 374	55 544	68 478	-	250 975	253 953	319 423
YUGOSLV.....	-	22 917	22 917	41 656	-	150 016	150 016	259 015
GREECE.....	-	6 714	6 714	11 478	-	15 285	15 285	24 429
ROMANIA.....	-	-	-	-	-	60 928	60 928	90 447
HG KONG.....	-	-	-	-	-	9 469	9 469	12 266
CHINA T.....	-	7 747	7 747	11 106	-	25 830	26 288	35 342
JAPAN.....	-	1 854	1 854	1 907	-	20 579	21 324	24 533
OTH CTY.....	-	1 035	1 035	1 408	-	11 528	11 565	14 940
TOTAL.....	-	480 653	469 893	531 988	-	2 380 707	2 304 964	2 655 632
8124120	GLASS LAMP BASES							(NO)
MEXICO.....	25 728	6 106	6 180	6 180	91 426	32 774	33 411	33 411
SWEDEN.....	208	1 907	1 768	2 325	916	10 524	10 385	12 645
FRANCE.....	4 506	18 385	18 701	22 366	28 866	120 328	121 941	139 090
W GERM.....	3 588	31 954	31 954	34 528	12 695	107 435	107 488	116 712
ITALY.....	9 174	23 967	23 752	28 773	36 115	116 246	116 760	138 574
HG KONG.....	-	-	-	-	14 400	5 055	5 055	6 103
OTH CTY.....	928	1 973	1 973	2 290	1 417	6 308	6 308	6 895
TOTAL.....	44 132	84 292	84 328	96 462	185 835	398 670	401 348	453 430
8124130	GLASS PRISMS AND OTHER GLASS ARTICLES FOR CHANDELIERS AND GLASS WALL BRACKETS							(NO)
ARGENT.....	-	-	-	-	-	6 769	6 769	7 378
FINLAND.....	-	-	-	-	-	16 090	16 090	20 775
U KING.....	-	-	-	-	-	6 798	6 798	7 902
IRELAND.....	-	13 623	13 623	15 032	-	58 080	58 099	61 195
FRANCE.....	-	2 920	2 920	3 112	-	20 568	20 686	22 496
W GERM.....	-	50 337	50 159	54 396	-	409 951	407 562	434 963
AUSTRIA.....	-	196 221	196 341	200 299	-	1 162 285	1 157 904	1 187 900
CZECHO.....	-	20 290	20 325	21 652	-	189 633	189 103	203 230
SWITZLD.....	-	-	-	-	-	19 241	19 241	19 759
SPAIN.....	-	2 754	2 754	2 951	-	28 536	28 536	31 798
PORTUGL.....	-	-	-	-	-	5 843	5 843	6 600
ITALY.....	-	105 774	105 835	117 670	-	922 117	921 623	1 033 181
GREECE.....	-	-	-	-	-	13 120	13 120	13 746
HG KONG.....	-	11 140	11 140	13 756	-	54 878	54 933	65 612
JAPAN.....	-	22 027	21 561	24 123	-	80 590	80 043	90 554
OTH CTY.....	-	4 732	4 665	5 470	-	18 253	18 194	20 997
TOTAL.....	-	429 818	429 323	458 461	-	3 012 772	3 004 544	3 228 106
8124140	GLASS ILLUMINATING AND REFLECTING ARTICLES AND PARTS, NES							(NO)
CANADA.....	-	10 161	10 247	10 247	-	138 137	138 385	138 592
MEXICO.....	-	63 808	65 773	66 129	-	455 897	468 440	468 893
COLOMB.....	-	2 938	2 938	3 263	-	5 761	5 761	6 734
BRAZIL.....	-	20 656	20 656	27 325	-	32 158	32 158	44 190
ARGENT.....	-	390	390	431	-	7 167	7 167	7 925
SWEDEN.....	-	6 682	6 644	7 034	-	12 029	11 973	13 329
NORWAY.....	-	-	-	-	-	7 430	7 430	7 755
DENMARK.....	-	4 872	3 854	4 126	-	22 840	18 489	20 100
U KING.....	-	17 002	17 011	17 730	-	29 023	29 053	31 381
IRELAND.....	-	76 962	76 713	83 229	-	225 929	225 680	238 968
FRANCE.....	-	3 898	3 810	4 267	-	12 756	12 676	13 734
W GERM.....	-	46 274	45 518	49 716	-	205 340	197 859	219 850
AUSTRIA.....	-	13 684	13 684	15 379	-	23 626	23 636	26 076
CZECHO.....	-	711	711	766	-	15 218	15 268	16 259

Table 2. Schedule A Commodity by Country of Origin,
Customs Value, F.a.s. and C.i.f.—Continued

(For information on coverage, definitions of Customs, f.a.s., and c.i.f. values, see Explanation of Statistics. Shipments valued less than \$251 are shown only under Schedule A commodity number 990.0000 and excluded from all other commodities. OTH CTY represents total for countries averaging under \$1,000 per month based on Customs Value)

Country of origin	Schedule A commodity number, description and unit of quantity								
	Current month				Cumulative, January to date				
	Net quantity	Value (dollars)			Net quantity	Value (dollars)			
Customs		F.a.s.	C.i.f.	Customs		F.a.s.	C.i.f.		
SWITZLD.....	-	1 320	1 320	1 351	-	18 274	22 994	18 591	
SPAIN.....	-	3 890	3 890	4 558	-	21 361	21 361	25 556	
ITALY.....	-	30 127	30 134	34 195	-	193 064	193 534	220 993	
INDIA.....	-	7 230	6 365	7 230	-	20 220	18 826	21 243	
HG KONG.....	-	35 548	36 614	45 893	-	253 444	257 515	321 962	
CHINA T.....	-	6 823	7 084	8 307	-	46 228	47 074	54 612	
JAPAN.....	-	21 500	21 651	25 158	-	181 276	181 485	216 496	
OTH CTY.....	-	3 532	3 026	3 930	-	12 381	11 895	13 803	
TOTAL.....	-	378 008	378 033	420 264	-	1 939 559	1 948 659	2 147 042	
8124210	LAMPS, PORTABLE, INDOOR, OF BRASS							(NO)	
DENMARK.....	70	579	616	637	798	7 757	7 713	8 048	
U KING.....	1 146	16 374	16 375	17 502	4 820	57 650	57 650	63 007	
NETHLDs.....	294	2 601	2 601	2 812	2 019	27 702	27 702	30 256	
FRANCE.....	-	-	-	-	187	6 808	6 808	7 203	
SPAIN.....	23	1 849	1 849	2 027	446	13 309	13 379	14 276	
ITALY.....	529	9 862	9 859	11 201	4 324	67 120	67 390	75 754	
IRAN.....	366	418	418	1 437	9 914	33 425	33 425	39 464	
INDIA.....	888	2 948	2 948	3 530	4 660	16 835	16 835	19 652	
HG KONG.....	257	2 954	2 969	3 401	15 806	49 844	50 098	54 527	
OTH CTY.....	651	5 961	5 961	8 295	3 963	19 602	19 791	23 984	
TOTAL.....	4 224	43 546	43 596	50 842	46 937	300 052	300 791	336 171	
8124220	LAMPS, PORTABLE, INDOOR, OF BASE METALS, NES							(NO)	
CANADA.....	35	3 077	3 189	3 346	359	9 875	10 240	10 507	
MEXICO.....	59 652	48 097	48 536	48 536	249 841	210 867	211 306	211 318	
SWEDEN.....	12 276	92 787	92 530	107 008	52 448	329 969	319 523	365 777	
DENMARK.....	1 217	16 022	12 939	13 761	2 289	27 835	24 764	27 277	
U KING.....	178	3 387	3 396	3 813	7 727	61 588	61 591	67 112	
NETHLDs.....	272	1 732	1 732	1 903	700	5 349	5 349	5 919	
FRANCE.....	32	2 386	2 386	2 571	80	8 140	8 171	9 608	
POLAND.....	10 800	9 585	9 585	11 262	10 800	9 585	9 585	11 262	
SPAIN.....	1 212	9 052	9 052	10 152	14 326	19 166	19 139	22 322	
ITALY.....	1 299	17 881	18 103	21 217	8 181	134 729	136 591	161 709	
SINGAPR.....	11 248	45 629	45 319	52 679	25 854	96 232	95 922	110 093	
CHINA M.....	-	-	-	-	12 060	5 269	5 269	6 847	
HG KONG.....	44 327	38 706	39 341	47 876	191 313	126 431	127 292	153 028	
CHINA T.....	12 653	10 296	10 378	11 972	28 159	51 344	50 968	57 682	
JAPAN.....	7 760	13 981	13 754	14 805	49 330	77 513	76 404	85 149	
OTH CTY.....	279	4 861	4 869	5 225	942	17 610	17 620	19 831	
TOTAL.....	163 240	317 479	315 109	356 126	654 409	1 191 502	1 179 993	1 325 441	
8124230	LIGHTING FIXTURES FOR PERMANENT INDOOR INSTALLATION, OF BASE METALS							(NO)	
CANADA.....	760	23 174	23 332	23 332	5 915	152 804	152 059	152 406	
MEXICO.....	1 413	6 222	6 222	6 977	6 117	25 183	25 227	27 308	
DOM REP.....	-	-	-	-	550	7 860	7 860	9 089	
SWEDEN.....	656	29 970	27 270	29 557	2 196	72 771	70 246	76 038	
DENMARK.....	440	15 535	13 626	14 729	1 052	28 994	26 607	28 902	
U KING.....	753	28 704	28 704	31 492	1 950	87 179	87 188	93 114	
NETHLDs.....	96	3 723	3 723	4 014	1 824	64 124	64 119	69 432	
BELGIUM.....	124	5 983	5 983	6 150	687	29 080	29 080	32 019	
FRANCE.....	113	10 098	10 100	10 880	214	22 349	22 351	24 121	
W GERM.....	26	2 356	2 356	2 496	5 738	195 983	192 311	204 069	
AUSTRIA.....	9	626	662	869	29 468	18 088	18 348	19 795	
CZECHO.....	-	-	-	-	239	16 552	16 552	18 952	
HUNGARY.....	-	-	-	-	36	5 249	5 249	6 255	
SWITZLD.....	133	5 448	5 447	6 356	200	7 871	7 870	9 247	
SPAIN.....	18 773	251 029	250 978	281 424	242 165	2 971 178	2 968 313	3 328 015	
PORTUGL.....	980	18 633	18 633	20 248	1 778	48 086	48 062	52 250	
ITALY.....	31 114	178 125	178 256	211 615	201 620	1 365 298	1 370 050	1 587 050	
PAKISTN.....	-	-	-	-	4 659	14 336	14 336	19 667	
HG KONG.....	102	1 677	1 677	1 961	25 106	64 868	65 802	75 529	
CHINA T.....	5 500	11 337	11 337	12 126	15 032	88 620	87 339	95 199	
JAPAN.....	30 066	79 973	79 973	84 906	78 510	353 938	354 153	373 787	
OTH CTY.....	450	1 647	1 647	2 128	4 266	15 531	15 529	19 789	
TOTAL.....	91 508	674 260	669 926	751 260	629 322	5 655 942	5 648 651	6 322 033	
8124240	ILLUMINATING ARTICLES NES, ELECTRIC								
CANADA.....	-	37 770	40 746	41 249	-	116 917	119 860	123 004	
MEXICO.....	-	12 739	12 754	12 754	-	44 537	45 277	45 305	
SWEDEN.....	-	1 656	1 683	1 744	-	21 745	21 772	22 852	
DENMARK.....	-	960	960	1 015	-	33 640	31 867	35 665	
U KING.....	-	18 225	18 052	21 039	-	63 857	63 700	71 946	
NETHLDs.....	-	6 363	6 363	6 774	-	65 293	65 340	69 684	
BELGIUM.....	-	888	888	1 036	-	9 825	9 825	11 535	
FRANCE.....	-	1 480	1 480	1 617	-	23 720	23 602	25 170	
W GERM.....	-	11 516	11 516	12 467	-	129 507	129 503	133 370	
SWITZLD.....	-	406	406	415	-	35 737	35 720	36 586	
SPAIN.....	-	52 589	52 587	61 111	-	337 422	337 422	380 795	
PORTUGL.....	-	10 822	10 822	11 256	-	15 421	15 421	16 271	
ITALY.....	-	58 585	58 612	68 823	-	261 921	264 809	310 180	
INDIA.....	-	4 637	4 637	5 408	-	22 501	22 501	26 300	
HG KONG.....	-	22 370	22 553	25 383	-	141 043	141 665	157 874	
CHINA T.....	-	873	873	1 300	-	197 263	191 939	213 257	
JAPAN.....	-	112 634	114 106	126 570	-	406 037	409 897	443 361	
OTH CTY.....	-	2 177	2 177	2 534	-	21 194	21 193	23 864	
TOTAL.....	-	356 690	361 215	402 495	-	1 947 580	1 951 313	2 147 019	

Table 2. Schedule A Commodity by Country of Origin,
Customs Value, F.a.s. and C.i.f.—Continued

(For information on coverage, definitions of Customs, f.a.s., and c.i.f. values, see Explanation of Statistics. Shipments valued less than \$251 are shown only under Schedule A commodity number 990.0000 and excluded from all other commodities. OTH CTY represents total for countries averaging under \$1,000 per month based on Customs Value)

Country of origin	Schedule A commodity number, description and unit of quantity							
	Current month			Cumulative, January to date				
	Net quantity	Value (dollars)			Net quantity	Value (dollars)		
Customs		F.a.s.	C.i.f.	Customs		F.a.s.	C.i.f.	
8124250	ILLUMINATING ARTICLES NES, NONELECTRIC							
CANADA.....	-	6 154	6 427	6 427	-	15 558	15 885	16 136
MEXICO.....	-	28 544	28 633	28 878	-	108 041	108 675	109 734
SWEDEN.....	-	7 959	7 955	8 571	-	42 675	42 675	46 658
NORWAY.....	-	2 745	2 766	2 825	-	15 167	15 198	15 056
DENMARK.....	-	12 984	12 991	13 748	-	47 629	45 800	49 400
U KING.....	-	63 184	62 212	67 583	-	266 593	266 402	290 172
NETHLD.S.....	-	4 267	4 267	4 653	-	39 687	39 916	43 328
BELGIUM.....	-	511	514	560	-	6 059	6 062	6 981
FRANCE.....	-	44 952	44 659	48 151	-	333 238	361 230	380 268
W GERM.....	-	16 736	16 745	18 527	-	71 047	71 746	77 483
AUSTRIA.....	-	933	933	1 126	-	7 997	7 957	9 663
POLAND.....	-	49 394	49 394	50 353	-	51 194	51 194	52 310
SPAIN.....	-	2 946	3 007	3 321	-	77 875	78 279	89 118
PORTUGL.....	-	10 489	10 489	11 184	-	41 470	41 502	44 406
ITALY.....	-	34 160	34 073	39 242	-	205 445	206 176	229 985
ISRAEL.....	-	5 744	5 744	6 486	-	32 698	32 898	36 260
INDIA.....	-	8 164	8 164	9 388	-	147 770	148 029	176 434
PAKISTN.....	-	-	-	-	-	6 442	6 442	6 320
KOR REP.....	-	10 708	10 708	14 242	-	47 313	47 313	55 572
HG KONG.....	-	115 487	116 289	140 075	-	589 245	595 577	713 433
CHINA T.....	-	34 779	34 943	39 625	-	599 253	593 442	669 953
JAPAN.....	-	47 878	48 010	52 061	-	162 646	163 359	179 720
OTH CTY.....	-	4 400	4 400	4 992	-	26 708	26 918	31 079
TOTAL.....	-	513 118	513 323	572 038	-	2 942 150	2 972 404	3 332 549
8124260	PARTS OF ILLUMINATING ARTICLES							
CANADA.....	-	72 660	73 323	73 323	-	423 896	428 441	430 483
MEXICO.....	-	17 918	15 593	15 740	-	102 558	93 606	93 871
C RICA.....	-	-	-	-	-	8 227	8 227	8 487
BRAZIL.....	-	40 510	40 510	45 560	-	173 388	173 388	192 987
SWEDEN.....	-	30 355	30 355	33 113	-	142 683	142 683	155 320
NORWAY.....	-	78 737	78 737	81 484	-	309 374	309 398	320 369
DENMARK.....	-	14 777	14 777	15 157	-	22 084	22 084	23 023
U KING.....	-	6 073	6 073	6 933	-	151 584	151 263	167 546
NETHLD.S.....	-	4 856	4 856	4 956	-	9 882	9 882	10 300
FRANCE.....	-	41 265	41 265	42 364	-	122 866	122 952	126 975
W GERM.....	-	82 804	82 773	88 915	-	374 677	372 631	397 412
AUSTRIA.....	-	4 149	4 149	4 229	-	35 690	35 690	37 620
HUNGARY.....	-	426	426	523	-	23 833	23 833	27 255
SWITZLD.....	-	1 785	1 785	1 992	-	65 488	65 488	66 936
POLAND.....	-	2 711	2 711	3 034	-	15 374	15 374	17 200
SPAIN.....	-	26 902	26 902	28 798	-	130 082	130 082	143 957
PORTUGL.....	-	1 814	1 814	1 887	-	6 527	6 527	6 960
ITALY.....	-	67 035	66 849	74 339	-	570 046	570 289	624 933
ISRAEL.....	-	-	-	-	-	5 152	5 152	5 608
INDIA.....	-	7 132	7 132	9 039	-	40 845	40 845	52 302
KOR REP.....	-	10 219	10 219	10 461	-	19 000	19 000	19 947
HG KONG.....	-	72 206	72 536	82 157	-	315 708	317 135	351 107
CHINA T.....	-	860	860	938	-	65 039	65 139	71 008
JAPAN.....	-	29 812	30 051	33 182	-	196 986	197 431	213 374
OTH CTY.....	-	724	715	835	-	8 372	8 363	9 961
TOTAL.....	-	615 730	614 411	658 959	-	3 339 325	3 334 903	3 574 941
8124320	FLASHLIGHTS AND PARTS (INC)							
FRANCE.....	123 576	47 800	47 800	54 140	1 802 534	343 020	343 020	384 281
W GERM.....	208	2 876	2 876	3 011	1 668	5 704	5 704	6 046
ITALY.....	-	-	-	-	3 226	9 195	9 195	10 400
CHINA M.....	14 400	5 579	5 579	6 633	31 200	10 173	12 205	15 420
HG KONG.....	654 447	144 726	146 194	163 005	2 874 299	574 841	584 396	655 165
CHINA T.....	6 240	2 433	2 495	2 806	71 294	26 114	26 176	29 449
JAPAN.....	140	560	560	573	135 062	136 339	136 546	149 708
OTH CTY.....	249	619	626	674	4 262	4 063	4 079	4 259
TOTAL.....	799 260	204 593	206 130	230 842	4 923 545	1 109 449	1 121 321	1 254 728
8124340	LAMPS, PORTABLE, ELECTRIC, EXC FLASHLIGHT AND PARTS							
CANADA.....	-	4 093	4 261	4 261	-	6 383	6 611	6 611
U KING.....	-	-	-	-	-	5 759	5 764	6 035
FRANCE.....	-	3 237	3 237	3 298	-	6 474	6 474	6 615
HG KONG.....	-	50 817	51 328	60 245	-	373 313	377 120	432 565
CHINA T.....	-	290	290	360	-	5 874	5 874	7 066
JAPAN.....	-	8 181	8 181	11 192	-	55 280	54 882	62 816
OTH CTY.....	-	667	667	704	-	8 234	8 286	9 015
TOTAL.....	-	67 285	67 964	80 060	-	461 317	465 011	530 723
8210400	FURNITURE & PARTS OF, FOR MEDICAL ETC USE INCLUDING DENTISTS & BARBERS ROTATING ETC CHAIRS							
CANADA.....	-	103 705	106 258	106 353	-	359 105	364 604	366 598
MEXICO.....	-	-	-	-	-	5 125	5 125	5 498
SWEDEN.....	-	204 708	204 708	210 559	-	269 863	269 863	282 486
DENMARK.....	-	-	-	-	-	34 232	34 232	36 945
U KING.....	-	17 787	17 787	20 634	-	115 958	116 818	126 628
W GERM.....	-	127 954	127 954	130 891	-	452 363	452 051	470 979
SWITZLD.....	-	956	956	1 012	-	10 438	10 438	11 885
SPAIN.....	-	-	-	-	-	48 216	48 216	55 323
KOR REP.....	-	-	-	-	-	24 813	24 813	26 558
JAPAN.....	-	153 098	153 098	163 448	-	720 456	720 434	765 577

Table 2. Schedule A Commodity by Country of Origin,
Customs Value, F.a.s. and C.i.f.—Continued

(For information on coverage, definitions of Customs, f.a.s., and c.i.f. values, see Explanation of Statistics. Shipments valued less than \$251 are shown only under Schedule A commodity number 990.0000 and excluded from all other commodities. OTH CTY represents total for countries averaging under \$1,000 per month based on Customs Value)

Country of origin	Schedule A commodity number, description and unit of quantity							
	Net quantity	Current month			Net quantity	Cumulative, January to date		
		Value (dollars)				Value (dollars)		
	Customs	F.a.s.	C.i.f.	Customs	F.a.s.	C.i.f.		
OTH CTY.....	-	1 866	1 866	2 039	-	11 789	11 789	12 923
TOTAL.....	-	610 074	612 627	634 936	-	2 052 358	2 058 383	2 161 400
8210810	ALTARS, COMMUNION TABLES, BAPTISMAL FONTS AND SHRINES ETC FOR RELIGIOUS INSTITUTIONS							
CANADA.....	-	1 958	1 962	1 962	-	36 344	36 735	36 979
MEXICO.....	-	-	-	-	-	12 424	12 424	12 584
SWEDEN.....	-	6 098	6 098	6 464	-	6 098	6 098	6 464
U KING.....	-	6 351	6 351	6 698	-	37 983	37 983	39 350
IRELAND.....	-	5 525	5 525	5 947	-	8 091	8 091	9 353
FRANCE.....	-	-	-	-	-	8 550	8 550	8 784
W GERM.....	-	933	933	981	-	27 821	28 022	30 376
AUSTRIA.....	-	2 037	2 037	2 393	-	6 247	6 247	6 891
SPAIN.....	-	1 252	1 252	1 342	-	24 234	24 234	27 334
ITALY.....	-	49 331	49 381	56 197	-	429 783	428 088	482 573
GREECE.....	-	18 422	18 495	22 631	-	27 819	27 901	35 007
INDIA.....	-	-	-	-	-	18 984	18 984	19 991
JAPAN.....	-	1 993	1 993	2 162	-	13 759	13 759	15 388
OTH CTY.....	-	881	881	974	-	8 139	8 139	8 830
TOTAL.....	-	94 781	94 908	107 751	-	666 276	665 255	739 904
8210815	FURNITURE AND PARTS OF BENTWOOD							
BRAZIL.....	-	-	-	-	-	54 997	54 997	62 163
SWEDEN.....	-	9 609	9 609	11 144	-	17 767	17 767	20 556
FINLAND.....	-	-	-	-	-	9 275	9 275	10 520
U KING.....	-	1 484	1 463	1 889	-	7 711	7 754	9 785
W GERM.....	-	5 597	5 597	6 057	-	11 968	11 968	15 013
CZECHO.....	-	19 691	20 276	27 533	-	205 178	211 326	276 191
POLAND.....	-	424 158	424 158	476 403	-	2 053 594	2 054 939	2 293 630
SPAIN.....	-	108 070	107 984	124 972	-	926 903	925 772	1 068 143
ITALY.....	-	27 315	26 488	30 200	-	245 381	244 678	277 949
YUGOSLV.....	-	30 198	30 198	33 344	-	199 312	199 746	220 327
ROMANIA.....	-	30 209	27 251	33 385	-	199 338	199 950	237 823
PHIL R.....	-	526	526	684	-	12 575	12 575	14 733
KOR REP.....	-	4 321	4 321	5 064	-	6 374	6 374	7 485
HG KONG.....	-	7 852	8 192	8 604	-	9 880	10 202	11 273
OTH CTY.....	-	720	720	782	-	12 660	12 781	14 452
TOTAL.....	-	669 750	666 783	760 061	-	3 972 913	3 980 104	4 540 043
8210820	CHAIRS, WOOD NSPF, INCLUDING FOLDING (NO)							
CANADA.....	3 851	201 874	208 703	208 773	36 510	977 964	997 596	1 002 381
MEXICO.....	20 609	101 913	102 179	102 911	94 457	410 243	415 993	418 266
HONDURA.....	400	3 750	3 750	4 328	900	6 918	6 918	8 403
NICARAG.....	296	3 151	3 151	3 477	451	5 246	5 246	5 870
DOM REP.....	336	4 170	4 170	4 844	400	6 730	6 730	7 665
COLOMB.....	140	3 338	3 338	4 314	1 387	22 746	22 746	26 922
BRAZIL.....	24	3 856	3 856	4 452	112	17 256	17 256	20 079
ARGENT.....	-	-	-	-	91	5 032	5 032	6 714
SWEDEN.....	1 921	59 099	59 146	65 836	14 644	464 428	463 395	511 487
NORWAY.....	411	42 691	43 000	46 169	3 602	261 668	261 831	284 113
FINLAND.....	454	7 908	7 848	9 059	1 899	68 665	67 357	75 668
DENMARK.....	9 237	299 153	292 928	322 209	54 192	1 709 701	1 685 700	1 852 662
U KING.....	7 210	128 703	128 761	153 065	36 512	793 840	792 503	943 094
NETHLD.....	554	14 417	14 417	16 341	935	34 903	34 903	39 790
BELGIUM.....	262	6 322	6 340	7 208	1 701	37 766	37 766	44 968
FRANCE.....	699	31 385	31 469	34 282	6 559	228 538	230 410	278 083
W GERM.....	485	30 695	30 730	33 990	7 548	187 894	188 108	212 858
AUSTRIA.....	192	3 902	3 902	4 955	698	18 262	18 303	22 143
CZECHO.....	1 504	9 128	9 128	11 566	2 006	16 374	16 409	20 139
HUNGARY.....	2 760	12 869	12 396	16 139	8 332	31 928	31 455	47 235
SWITZLD.....	114	15 069	15 069	16 145	503	38 303	38 303	42 079
POLAND.....	3 600	38 029	38 029	42 677	14 069	118 741	118 741	138 425
SPAIN.....	3 531	132 354	132 008	156 275	24 257	895 859	894 467	1 073 396
PORTUGL.....	-	-	-	-	492	14 908	14 908	17 185
ITALY.....	9 544	305 523	308 344	360 771	77 001	1 973 414	1 975 684	2 311 769
YUGOSLV.....	122 369	1 141 481	1 139 881	1 244 972	564 125	6 666 553	6 676 281	7 304 381
ROMANIA.....	-	-	-	-	4 210	42 505	42 505	51 971
INDIA.....	50	1 170	1 170	1 192	525	5 349	5 349	6 975
PAKISTN.....	43	1 803	1 803	2 481	305	7 047	7 047	10 054
MALAYSA.....	82	420	420	2 277	369	13 556	13 556	16 691
SINGAPR.....	17 294	120 861	120 861	136 544	71 917	574 614	574 614	656 077
PHIL R.....	1 155	12 255	12 255	15 010	2 953	24 175	24 175	30 084
CHINA M.....	142	1 049	1 076	1 254	1 017	11 537	11 529	14 334
KOR REP.....	19 680	130 886	131 400	159 082	72 825	461 031	461 545	544 586
HG KONG.....	416	23 510	23 510	28 421	2 008	134 678	135 918	161 306
CHINA T.....	58 373	418 316	419 369	505 601	272 867	1 929 529	1 931 620	2 315 609
JAPAN.....	10 789	125 962	126 962	143 140	40 853	415 195	417 074	470 912
OTH CTY.....	230	6 382	6 282	7 185	678	18 106	18 006	22 320
TOTAL.....	298 757	3 443 394	3 447 651	3 876 945	1 423 637	18 650 842	18 666 979	21 016 694
8210830	FURNITURE, WOOD NSPF							
CANADA.....	-	1 142 839	1 163 834	1 166 138	-	6 493 077	6 601 811	6 631 795
MEXICO.....	-	228 314	229 508	230 949	-	1 013 082	1 021 019	1 026 195
GUATHAL.....	-	-	-	-	-	9 957	9 957	11 561
C RICA.....	-	-	-	-	-	29 814	29 814	34 353
HAITI.....	-	9 199	9 199	11 216	-	30 869	30 869	37 866
DOM REP.....	-	-	-	-	-	8 509	8 569	9 641

Table 2. Schedule A Commodity by Country of Origin,
Customs Value, F.a.s. and C.i.f.—Continued

(For information on coverage, definitions of Customs, f.a.s., and c.i.f. values, see Explanation of Statistics. Shipments valued less than \$251 are shown only under Schedule A commodity number 990.0000 and excluded from all other commodities. OTH CTY represents total for countries averaging under \$1,000 per month based on Customs Value)

Country of origin	Schedule A commodity number, description and unit of quantity							
	Net quantity	Current month			Net quantity	Cumulative, January to date		
		Value (dollars)				Value (dollars)		
	Customs	F.a.s.	C.i.f.	Customs	F.a.s.	C.i.f.		
COLOMB.....	-	3 672	3 672	4 497	-	76 375	77 277	93 833
ECUADOR.....	-	7 743	7 743	9 446	-	118 128	118 128	146 971
BRAZIL.....	-	26 383	26 383	30 246	-	217 813	216 484	255 575
ARGENT.....	-	-	-	-	-	82 231	82 231	100 755
SWEDEN.....	-	218 863	219 005	241 970	-	1 495 820	1 489 074	1 651 867
NORWAY.....	-	182 559	182 850	201 626	-	844 941	841 148	927 484
FINLAND.....	-	57 036	59 646	65 367	-	296 106	302 682	337 240
DENMARK.....	-	1 068 539	1 038 753	1 142 989	-	6 299 535	6 199 042	6 835 847
U KING.....	-	1 064 611	1 062 756	1 304 849	-	5 015 333	5 005 156	6 138 550
IRELAND.....	-	20 860	20 860	23 378	-	170 683	170 683	199 889
NETHLDS.....	-	54 609	54 609	65 071	-	188 664	188 498	221 322
BELGIUM.....	-	45 926	46 596	59 932	-	667 710	669 212	789 382
FRANCE.....	-	158 168	159 020	180 568	-	952 767	964 299	1 128 409
W GERM.....	-	349 017	350 495	395 047	-	1 269 381	1 276 650	1 460 966
AUSTRIA.....	-	39 273	39 525	48 702	-	183 515	184 710	222 905
SWITZLD.....	-	12 085	12 085	12 926	-	57 313	57 385	62 981
POLAND.....	-	8 097	8 097	10 487	-	32 976	32 976	47 278
SPAIN.....	-	95 589	95 296	111 731	-	1 404 661	1 404 553	1 637 999
PORTUGL.....	-	-	-	-	-	19 796	19 798	24 255
ITALY.....	-	534 776	536 261	613 083	-	3 183 817	3 191 043	3 697 914
YUGOSLV.....	-	290 512	290 966	332 941	-	1 818 827	1 811 319	2 090 080
ROMANIA.....	-	25 183	25 183	40 105	-	110 505	113 115	166 529
ISRAEL.....	-	19 784	19 784	22 107	-	96 008	96 008	106 648
INDIA.....	-	17 399	17 423	22 175	-	95 499	95 249	128 347
PAKISTN.....	-	3 250	3 250	4 282	-	63 215	63 215	89 190
THAILND.....	-	669	669	998	-	9 054	9 074	13 072
S VETNM.....	-	-	-	-	-	5 764	5 764	7 629
MALAYSA.....	-	7 511	7 511	8 653	-	24 884	24 871	28 627
SINGAPR.....	-	787	787	878	-	18 159	18 159	21 637
PHIL R.....	-	38 757	38 757	47 004	-	89 173	89 229	107 750
CHINA M.....	-	7 096	7 161	8 096	-	60 256	61 783	69 941
KOR REP.....	-	145 481	145 481	170 665	-	329 755	329 755	390 727
HG KONG.....	-	165 266	166 155	199 488	-	998 780	998 765	1 193 637
CHINA T.....	-	216 143	216 639	268 525	-	1 361 926	1 368 625	1 678 155
JAPAN.....	-	87 511	87 575	98 878	-	548 922	548 173	641 573
OTH CTY.....	-	3 856	3 856	5 443	-	25 186	25 221	32 291
TOTAL.....	-	6 357 363	6 357 390	7 160 456	-	35 813 386	35 851 393	40 498 666
8210840	FURNITURE PARTS, WOOD NSPF							
CANADA.....	-	154 121	155 997	156 711	-	917 252	926 887	931 978
MEXICO.....	-	61 788	61 759	62 112	-	208 928	209 008	209 411
BELIZE.....	-	3 550	3 550	3 890	-	6 220	6 220	6 978
HONDURA.....	-	4 946	4 946	5 158	-	58 213	58 213	60 530
NICARAG.....	-	-	-	-	-	9 462	9 462	10 037
C RICA.....	-	300	300	433	-	7 415	7 415	8 931
HAITI.....	-	2 280	2 280	2 717	-	9 488	9 488	11 795
COLOMB.....	-	17 839	17 839	21 950	-	164 300	164 300	183 443
ECUADOR.....	-	-	-	-	-	8 759	8 759	10 390
BRAZIL.....	-	18 746	18 746	21 464	-	120 189	120 083	137 163
SWEDEN.....	-	4 005	4 005	4 080	-	17 912	17 912	19 361
NORWAY.....	-	3 391	3 391	3 530	-	60 431	60 431	63 760
FINLAND.....	-	2 662	2 662	3 064	-	25 036	25 423	28 192
DENMARK.....	-	2 603	2 556	3 499	-	101 302	99 878	108 718
U KING.....	-	21 610	21 416	26 085	-	73 142	73 048	91 577
IRELAND.....	-	-	-	-	-	21 236	21 236	25 206
BELGIUM.....	-	3 662	3 662	3 983	-	16 967	16 824	19 313
W GERM.....	-	13 320	13 460	14 291	-	112 975	113 147	124 688
SWITZLD.....	-	2 697	2 697	2 868	-	13 063	13 063	14 211
POLAND.....	-	-	-	-	-	16 272	16 272	17 878
SPAIN.....	-	7 693	7 693	8 485	-	217 323	217 363	250 136
PORTUGL.....	-	9 170	9 170	10 401	-	20 391	20 391	22 724
ITALY.....	-	73 976	73 925	80 366	-	554 155	554 281	622 677
YUGOSLV.....	-	220 706	232 360	253 555	-	752 991	766 018	840 023
ISRAEL.....	-	1 937	1 937	2 164	-	38 447	38 447	44 088
SRI LKA.....	-	6 914	6 914	8 662	-	44 935	44 935	59 990
THAILND.....	-	-	-	-	-	21 133	21 133	29 879
MALAYSA.....	-	-	-	-	-	122 608	122 608	142 439
SINGAPR.....	-	5 610	5 610	6 288	-	135 704	135 704	155 585
PHIL R.....	-	727	727	955	-	23 134	23 134	29 432
KOR REP.....	-	3 990	3 989	4 567	-	80 655	80 654	99 633
CHINA T.....	-	169 454	169 684	222 427	-	1 360 534	1 360 165	1 669 233
JAPAN.....	-	29 254	29 254	32 903	-	197 122	197 123	221 694
OTH CTY.....	-	2 111	2 111	2 320	-	16 872	16 864	19 131
TOTAL.....	-	849 062	862 640	968 928	-	5 554 566	5 575 889	6 290 224
8210850	FURNITURE NSPF AND PARTS OF, OF UNSPUN FIBROUS VEGETABLE MATERIALS							
CANADA.....	-	-	-	-	-	7 183	7 318	7 318
MEXICO.....	-	72 364	74 845	76 762	-	422 286	437 157	440 046
HAITI.....	-	-	-	-	-	20 247	20 247	23 906
U KING.....	-	9 158	9 158	11 040	-	23 115	23 362	27 682
W GERM.....	-	3 760	3 760	4 336	-	19 432	19 432	21 320
POLAND.....	-	76 023	76 077	96 319	-	286 122	286 175	375 909
SPAIN.....	-	95 357	95 370	110 400	-	430 565	431 138	507 852
PORTUGL.....	-	4 029	4 029	5 590	-	27 581	27 631	37 148
ITALY.....	-	68 755	69 558	93 543	-	386 161	394 734	497 823
YUGOSLV.....	-	158 073	159 843	207 694	-	629 577	636 465	804 395
ROMANIA.....	-	11 347	11 347	22 407	-	18 292	24 502	40 005
AFGHAN.....	-	12 350	12 350	13 875	-	12 350	12 350	13 875

Table 2. Schedule A Commodity by Country of Origin,
Customs Value, F.a.s. and C.i.f.—Continued

(For information on coverage, definitions of Customs, f.a.s., and c.i.f. values, see Explanation of Statistics. Shipments valued less than \$251 are shown only under Schedule A commodity number 990.0000 and excluded from all other commodities. OTH CTY represents total for countries averaging under \$1,000 per month based on Customs Value)

Country of origin	Schedule A commodity number, description and unit of quantity							
	Current month			Cumulative, January to date				
	Net quantity	Value (dollars)			Net quantity	Value (dollars)		
		Customs	F.a.s.	C.i.f.		Customs	F.a.s.	C.i.f.
INDIA.....	-	2 459	2 459	6 302	-	14 722	14 722	35 750
THAILND.....	-	4 934	4 934	9 059	-	18 870	19 031	36 645
PHIL R.....	-	206 695	207 460	381 725	-	1 243 935	1 248 194	2 042 853
CHINA M.....	-	8 080	8 066	13 607	-	71 966	73 422	109 782
HG KONG.....	-	537 275	551 639	752 354	-	2 950 485	3 007 651	4 187 075
CHINA T.....	-	54 173	54 143	96 297	-	233 985	233 958	402 069
JAPAN.....	-	2 275	2 295	3 190	-	15 851	16 299	21 423
OTH CTY.....	-	2 936	2 938	3 442	-	16 463	16 608	21 503
TOTAL.....	-	1 330 043	1 350 271	1 907 942	-	6 849 188	6 950 396	9 654 379
8210860	FURNITURE & PARTS, NSPF, ALSO MATTRESSES, CUSHIONS, PILLOWS AND SIMILAR FURNISHINGS							
CANADA.....	-	12 746 070	12 789 789	12 806 124	-	54 829 489	55 153 914	55 228 469
MEXICO.....	-	574 130	574 088	574 527	-	2 526 561	2 527 751	2 534 228
C RICA.....	-	14 028	14 028	15 730	-	14 841	14 841	16 569
COLOMB.....	-	26 320	26 017	29 808	-	156 897	156 196	181 966
PERU.....	-	12 419	12 419	14 820	-	20 653	20 653	24 710
BRAZIL.....	-	263 715	261 958	309 505	-	1 858 643	1 858 390	2 175 485
ARGENT.....	-	-	-	-	-	67 693	67 693	78 674
SWEDEN.....	-	208 993	208 782	238 327	-	1 474 507	1 461 175	1 670 053
NORWAY.....	-	61 172	61 437	67 227	-	611 691	597 184	640 919
FINLAND.....	-	86 642	86 388	101 361	-	475 534	470 652	537 987
DENMARK.....	-	73 199	73 236	82 620	-	645 697	642 930	706 463
U KING.....	-	221 994	222 535	250 139	-	1 610 963	1 612 660	1 773 399
IRELAND.....	-	21 843	21 843	23 635	-	144 480	144 480	157 233
NETHLDs.....	-	105 915	105 915	117 454	-	363 411	363 604	412 352
BELGIUM.....	-	67 808	67 808	91 174	-	226 507	224 624	270 707
FRANCE.....	-	85 575	86 456	95 968	-	478 991	483 738	538 337
W GERM.....	-	499 289	495 572	568 870	-	2 632 323	2 610 071	2 950 140
AUSTRIA.....	-	1 252	1 252	1 576	-	18 348	18 354	20 666
SWITZLD.....	-	296 880	296 857	332 217	-	955 314	955 277	1 074 542
POLAND.....	-	-	-	-	-	23 874	23 874	28 765
SPAIN.....	-	54 037	54 528	63 526	-	622 707	624 736	726 729
PORTUGL.....	-	3 194	3 249	3 308	-	22 589	22 607	24 790
ITALY.....	-	814 987	818 274	930 525	-	4 215 582	4 212 487	4 816 118
IRAN.....	-	1 220	1 220	1 342	-	9 517	9 517	11 138
ISRAEL.....	-	4 863	4 863	5 805	-	22 259	22 259	28 266
INDIA.....	-	9 613	9 613	11 757	-	24 631	24 631	29 851
MALAYSA.....	-	10 764	10 764	12 056	-	10 764	10 764	12 056
KOR REP.....	-	168 782	169 731	210 465	-	1 319 202	1 323 216	1 626 593
HG KONG.....	-	51 387	52 600	68 439	-	221 395	225 453	293 801
CHINA T.....	-	356 520	356 558	464 406	-	5 788 930	5 799 490	7 491 875
JAPAN.....	-	144 741	141 969	171 613	-	2 528 577	2 534 402	2 844 357
AUSTRAL.....	-	67 908	67 908	70 207	-	271 442	271 442	282 433
OTH CTY.....	-	11 170	11 171	14 720	-	40 227	41 125	51 295
TOTAL.....	-	17 066 430	17 108 828	17 749 251	-	84 234 239	84 530 190	89 260 966
8310005	BILLFOLDS, LETTER CASES AND OTHER FLAT GOODS, LEATHER							
CANADA.....	-	12 821	12 841	12 851	-	61 991	62 108	62 265
MEXICO.....	-	17 390	17 640	17 797	-	120 787	121 320	123 113
JAMAICA.....	-	-	-	-	-	21 500	21 500	22 693
HAITI.....	-	366	366	405	-	47 153	47 153	48 944
COLOMB.....	-	741	741	783	-	23 385	23 385	25 052
BRAZIL.....	-	298 712	298 712	335 595	-	1 228 019	1 226 910	1 375 337
ARGENT.....	-	8 750	8 750	9 838	-	17 614	17 614	19 467
DENMARK.....	-	5 033	5 033	5 410	-	28 054	28 054	30 106
U KING.....	-	68 312	68 312	71 214	-	227 658	227 678	238 121
FRANCE.....	-	88 079	88 274	91 290	-	286 468	285 226	294 485
W GERM.....	-	39 979	40 617	42 559	-	173 415	174 354	183 545
AUSTRIA.....	-	3 928	4 001	4 309	-	25 437	25 510	27 332
SPAIN.....	-	49 412	48 020	51 451	-	273 622	266 538	284 847
ITALY.....	-	318 792	318 346	335 063	-	1 103 160	1 104 549	1 167 006
YUGOSLV.....	-	-	-	-	-	7 604	7 604	8 192
INDIA.....	-	6 905	6 671	7 933	-	36 999	36 674	44 001
KOR REP.....	-	1 841	1 841	2 006	-	21 108	21 108	22 924
HG KONG.....	-	15 841	16 777	18 289	-	383 195	395 132	412 065
JAPAN.....	-	111 542	111 542	117 567	-	246 083	246 092	262 194
MOROC.....	-	25 217	25 217	28 924	-	162 109	162 110	181 214
OTH CTY.....	-	8 050	8 081	8 863	-	24 729	24 785	27 039
TOTAL.....	-	1 081 711	1 081 782	1 162 147	-	4 520 090	4 525 404	4 859 942
8310012	HANDBAGS OR POCKETBOOKS AND LUGGAGE, OF REPTILE LEATHER (NO)							
ARGENT.....	-	-	-	-	482	8 618	9 135	9 519
FRANCE.....	325	16 772	16 772	16 989	2 404	76 659	77 321	80 002
W GERM.....	-	-	-	-	61	7 203	7 203	7 449
SPAIN.....	82	2 622	2 778	2 934	3 174	78 074	78 234	82 515
ITALY.....	46	3 428	3 428	3 649	1 722	58 540	58 547	62 495
INDIA.....	20	588	588	730	361	12 173	12 173	12 916
OTH CTY.....	400	3 538	3 538	3 792	577	7 310	7 310	7 760
TOTAL.....	873	26 948	27 104	28 094	8 781	248 577	249 923	262 656
8310015	HANDBAGS OR POCKETBOOKS, WOMENS AND CHILDRENS, LEATHER NES (NO)							
CANADA.....	3 499	47 127	48 088	48 035	19 536	275 833	279 227	280 005
MEXICO.....	18 655	115 594	115 766	116 324	90 817	555 030	555 437	560 298
HONDURA.....	10 764	53 622	53 622	55 801	27 766	138 816	138 816	144 965
HAITI.....	59 744	9 371	8 430	10 017	120 605	32 191	30 880	36 219
DOM REP.....	50 849	351 147	351 147	365 554	290 810	1 225 720	1 223 721	1 270 978

Table 2. Schedule A Commodity by Country of Origin,
Customs Value, F.a.s. and C.i.f.—Continued

(For information on coverage, definitions of Customs, f.a.s., and c.i.f. values, see Explanation of Statistics. Shipments valued less than \$251 are shown only under Schedule A commodity number 990.0000 and excluded from all other commodities. OTH CTY represents total for countries averaging under \$1,000 per month based on Customs Value)

Country of origin	Schedule A commodity number, description and unit of quantity								
	Net quantity	Current month			Net quantity	Cumulative, January to date			
		Value (dollars)	Value (dollars)	Value (dollars)		Value (dollars)	Value (dollars)	Value (dollars)	
	Customs	F.a.s.	C.i.f.	Customs	F.a.s.	C.i.f.	Customs	F.a.s.	C.i.f.
COLOMB.....	29 768	260 462	260 969	277 014	161 756	1 312 590	1 319 969	1 401 695	
BRAZIL.....	106 020	488 407	487 539	537 180	458 394	2 206 709	2 205 969	2 424 253	
PARAGUA.....	-	-	-	-	2 064	7 813	7 813	8 621	
URUGUAY.....	10 374	84 407	84 407	89 741	34 069	255 673	255 673	272 258	
ARGENT.....	309	3 791	3 791	4 141	2 787	25 802	25 802	27 856	
U KING.....	224	5 394	5 422	5 834	8 382	83 084	83 488	92 339	
BELGIUM.....	-	-	-	-	315	11 428	11 428	12 385	
FRANCE.....	5 067	101 041	101 217	106 109	29 709	589 525	592 228	621 383	
W GERM.....	190	4 003	4 170	4 505	1 170	87 460	87 768	90 429	
POLAND.....	290	3 815	3 815	4 278	2 824	13 185	12 992	14 082	
SPAIN.....	45 780	166 472	166 739	188 434	270 507	1 241 047	1 240 303	1 390 727	
ITALY.....	27 052	532 016	532 496	582 278	207 005	3 652 906	3 666 505	3 988 239	
LEBANON.....	134 255	766 569	766 569	843 671	650 570	3 723 588	3 723 568	4 112 480	
IRAQ.....	-	-	-	-	2 373	11 430	11 430	12 545	
ISRAEL.....	-	-	-	-	544	9 412	9 378	9 790	
INDIA.....	124 180	405 584	403 525	471 780	320 146	1 104 298	1 101 435	1 284 372	
LAOS.....	-	-	-	-	4 664	18 502	18 502	21 095	
CHINA M.....	1 196	3 554	3 909	4 151	1 896	5 045	5 383	5 749	
KOR REP.....	14 573	42 850	42 911	50 089	40 131	158 459	158 617	186 396	
HG KONG.....	128 691	352 383	361 068	412 082	399 772	966 325	979 034	1 114 371	
CHINA T.....	7 488	10 487	10 695	11 396	8 064	11 545	11 753	13 068	
JAPAN.....	14 656	50 995	50 995	55 988	61 413	224 523	224 187	249 452	
MOROC.....	11 524	44 980	45 040	51 029	92 956	312 988	313 048	359 894	
OTH CTY.....	261	2 087	2 087	2 360	2 431	13 514	13 640	14 911	
TOTAL.....	805 409	3 906 158	3 914 417	4 297 791	3 313 476	18 274 441	18 307 994	20 020 855	
8310020	LUGGAGE, BAGS AND CASES NES, LEATHER								
CANADA.....	-	78 136	78 632	78 668	-	247 663	253 099	253 267	
MEXICO.....	-	3 490	3 490	3 593	-	26 200	26 292	26 658	
PANAMA.....	-	8 750	8 750	9 655	-	8 750	8 750	9 655	
COLOMB.....	-	21 004	21 004	22 355	-	68 199	68 299	73 287	
BRAZIL.....	-	7 355	7 355	8 350	-	65 007	65 007	70 298	
ARGENT.....	-	4 767	4 767	5 239	-	32 506	32 529	35 738	
SWEDEN.....	-	2 685	2 685	2 713	-	23 162	23 162	23 654	
U KING.....	-	25 081	25 206	26 974	-	68 609	68 711	74 661	
NETHLD.....	-	1 679	1 679	1 899	-	8 719	8 719	10 629	
FRANCE.....	-	30 561	31 175	33 146	-	130 466	132 382	141 060	
W GERM.....	-	29 307	29 314	31 544	-	112 657	111 700	121 017	
AUSTRIA.....	-	2 838	2 883	2 985	-	23 867	23 912	25 427	
SWITZLD.....	-	4 372	4 372	4 514	-	29 393	29 393	30 275	
POLAND.....	-	617	617	684	-	39 965	39 702	40 988	
SPAIN.....	-	21 638	21 678	23 602	-	48 922	48 962	53 655	
ITALY.....	-	162 162	162 615	176 404	-	818 185	819 062	892 466	
YUGOSLV.....	-	7 762	7 762	8 344	-	8 507	8 507	9 139	
LEBANON.....	-	-	-	-	-	6 712	6 712	7 532	
INDIA.....	-	-	-	-	-	65 254	65 283	80 426	
KOR REP.....	-	574	574	730	-	34 822	34 822	39 028	
HG KONG.....	-	10 413	10 482	12 233	-	16 778	16 907	19 092	
CHINA T.....	-	34 055	34 055	34 478	-	35 060	35 060	35 583	
JAPAN.....	-	35 716	34 747	38 076	-	395 236	387 798	418 800	
OTH CTY.....	-	2 936	2 891	3 480	-	17 500	17 524	21 145	
TOTAL.....	-	495 898	496 733	529 666	-	2 332 142	2 332 294	2 513 680	
8310025	FLATGOODS, LUGGAGE ETC, TEXTILE MATERIALS								
CANADA.....	-	3 728	3 797	3 810	-	25 064	25 202	25 521	
HAITI.....	-	-	-	-	-	8 461	8 461	9 394	
COLOMB.....	-	-	-	-	-	18 242	18 242	19 447	
FINLAND.....	-	6 164	6 164	6 440	-	28 961	28 961	30 115	
U KING.....	-	20 598	20 644	22 931	-	90 630	91 565	101 642	
BELGIUM.....	-	-	-	-	-	35 838	35 838	41 896	
FRANCE.....	-	8 724	8 798	9 546	-	170 516	171 999	183 910	
W GERM.....	-	14 941	14 941	16 744	-	22 951	22 216	24 524	
AUSTRIA.....	-	422	422	447	-	6 097	6 097	6 790	
SWITZLD.....	-	8 399	8 399	8 608	-	12 872	12 872	13 275	
SPAIN.....	-	5 641	5 641	6 779	-	23 183	23 182	27 287	
ITALY.....	-	31 613	31 896	35 305	-	244 766	246 421	274 325	
ISRAEL.....	-	-	-	-	-	6 208	5 344	5 818	
INDIA.....	-	1 031	1 031	1 497	-	19 861	19 861	24 790	
THAILND.....	-	1 205	1 205	1 542	-	33 247	33 247	37 324	
PHIL R.....	-	97 171	98 108	111 798	-	270 756	272 203	308 929	
CHINA M.....	-	-	-	-	-	13 527	13 527	15 785	
KOR REP.....	-	163 831	164 892	185 713	-	547 778	547 483	614 444	
HG KONG.....	-	239 963	242 849	282 033	-	1 097 128	1 108 740	1 269 496	
CHINA T.....	-	308 778	309 308	350 793	-	1 911 617	1 932 423	2 187 106	
JAPAN.....	-	271 721	270 903	300 346	-	1 908 501	1 927 185	2 087 626	
OTH CTY.....	-	6 969	7 008	8 126	-	28 289	28 367	33 153	
TOTAL.....	-	1 190 899	1 196 006	1 352 458	-	6 524 493	6 579 436	7 342 597	
8310030	HANDBAGS OR POCKETBOOKS, WOMENS AND CHILDRENS, TEXTILE MATERIALS EXCEPT BRAIDED (NO)								
MEXICO.....	136	272	272	272	2 390	5 546	5 559	6 421	
HAITI.....	2 189	7 437	7 437	7 896	11 696	32 773	32 773	34 885	
BARBADO.....	100	543	543	557	1 758	11 608	11 772	12 051	
COLOMB.....	401	2 149	2 149	2 449	6 450	13 892	13 892	15 599	
FINLAND.....	800	9 400	9 400	9 565	6 357	44 884	44 884	46 419	
DENMARK.....	879	7 067	7 067	8 101	1 653	13 899	13 899	16 036	
BELGIUM.....	-	-	-	-	3 704	17 942	17 942	21 085	
FRANCE.....	1 694	38 229	38 286	40 890	22 966	223 549	224 147	244 190	

Table 2. Schedule A Commodity by Country of Origin,
Customs Value, F.a.s. and C.i.f.—Continued

(For information on coverage, definitions of Customs, f.a.s., and c.i.f. values, see Explanation of Statistics. Shipments valued less than \$251 are shown only under Schedule A commodity number 990.0000 and excluded from all other commodities. OTH CTY represents total for countries averaging under \$1,000 per month based on Customs Value)

Country of origin	Schedule A commodity number, description and unit of quantity							
	Current month				Cumulative, January to date			
	Net quantity	Value (dollars)			Net quantity	Value (dollars)		
Customs		F.a.s.	C.i.f.	Customs		F.a.s.	C.i.f.	
POLAND.....	-	-	-	-	900	8 494	8 494	8 716
SPAIN.....	11 957	34 242	32 242	39 174	67 834	158 877	156 877	187 743
ITALY.....	32 601	120 669	121 925	143 726	176 389	670 983	676 338	794 971
INDIA.....	2 560	3 899	3 899	4 891	11 628	24 131	24 131	30 780
PAKISTAN.....	1 469	4 478	4 478	5 752	4 473	10 888	10 888	13 484
PHIL R.....	32 998	42 310	42 451	49 688	183 615	253 197	254 436	299 483
CHINA M.....	-	-	-	-	12 192	10 576	10 712	11 879
KOR REP.....	65 648	84 020	84 020	92 964	235 593	322 302	322 626	366 937
HG KONG.....	217 201	217 688	222 889	259 700	2 361 176	2 371 486	2 425 814	2 799 931
CHINA T.....	261 372	277 612	278 102	313 653	1 982 265	2 238 586	2 241 394	2 572 291
JAPAN.....	12 276	28 215	28 215	31 778	186 497	406 938	409 242	449 981
OTH CTY.....	454	2 682	2 703	2 958	14 473	25 705	25 701	27 941
TOTAL.....	644 735	880 912	886 078	1 014 014	5 294 009	6 866 256	6 931 521	7 960 823
8310035	HANDBAGS OR POCKETBOOKS, WOMENS AND CHILDRENS, OF BEADS ETC OR IMITATION GEMSTONES						(NO)	
ITALY.....	245	1 348	1 348	1 649	5 490	16 696	16 700	18 732
KOR REP.....	367	1 398	1 398	1 473	12 052	38 620	39 800	42 701
HG KONG.....	62 024	85 495	84 586	92 765	792 660	596 969	597 896	662 961
JAPAN.....	15 163	14 504	14 791	15 835	52 536	65 458	66 788	74 153
OTH CTY.....	6	489	528	564	4 855	8 571	8 609	9 552
TOTAL.....	77 805	103 234	102 651	112 286	867 593	726 314	729 793	808 099
8310040	HANDBAGS OR POCKETBOOKS, WOMENS AND CHILDRENS, OF PAPER YARNS						(NO)	
SPAIN.....	-	-	-	-	2 100	7 150	7 150	9 193
ITALY.....	1 165	4 341	4 341	5 580	13 523	51 254	51 254	64 927
OTH CTY.....	-	-	-	-	13 000	4 830	4 830	6 498
TOTAL.....	1 165	4 341	4 341	5 580	28 623	63 234	63 234	80 618
8310043	HANDBAGS OR POCKETBOOKS, LUGGAGE AND FLAT GOODS, OF REINFORCED OR LAMINATED PLASTICS						(LB)	
BRAZIL.....	9 503	33 262	33 262	38 411	9 503	33 262	33 262	38 411
U KING.....	1 982	4 415	4 415	6 357	2 814	8 531	8 531	10 817
BELGIUM.....	-	-	-	-	4 084	8 478	8 478	11 382
SPAIN.....	-	-	-	-	3 427	7 164	7 164	8 927
ITALY.....	661	4 705	4 705	5 704	6 126	24 702	24 702	27 894
KOR REP.....	-	-	-	-	29 468	23 746	23 746	27 820
HG KONG.....	3 768	5 168	5 168	5 719	9 526	14 071	14 117	15 961
CHINA T.....	4 740	7 020	7 020	7 782	5 743	8 220	8 220	9 199
JAPAN.....	6 258	14 360	14 360	16 208	26 112	62 011	61 530	68 508
OTH CTY.....	404	2 641	2 643	2 811	1 865	9 644	9 720	10 202
TOTAL.....	27 316	71 571	71 573	82 992	98 668	199 829	199 470	229 121
8310045	CASES FOR MUSICAL INSTRUMENTS, PIPES AND CIGAR OR CIGARETTE HOLDERS OF ANY MATERIAL						(NO)	
PERU.....	244	3 055	3 055	3 300	544	7 445	7 445	8 059
U KING.....	10 295	11 809	11 809	13 257	18 086	22 925	22 925	25 953
FRANCE.....	33	1 714	1 714	1 766	124	6 649	6 657	6 868
W GERM.....	2 150	40 972	40 999	43 467	16 832	258 691	257 910	274 041
CZECHO.....	340	1 577	1 577	1 673	2 349	13 354	13 354	14 067
SWITZLD.....	6	269	269	355	250	21 207	21 286	23 025
ITALY.....	200	2 000	2 000	2 066	1 370	15 715	15 715	16 995
TURKEY.....	-	-	-	-	2 863	6 563	6 563	6 726
CHINA M.....	-	-	-	-	2 396	5 057	5 037	5 900
JAPAN.....	6 299	90 505	90 505	95 858	109 675	648 050	648 517	691 304
OTH CTY.....	2 607	2 609	2 609	2 935	13 234	16 807	16 858	18 468
TOTAL.....	22 174	154 510	154 537	164 677	167 723	1 022 463	1 022 267	1 091 406
8310050	FLAT GOODS, LUGGAGE, BAGS AND CASES NES, OF MATERIALS NSPF							
CANADA.....	-	50 129	51 874	51 904	-	110 632	113 576	114 045
MEXICO.....	-	886 387	885 977	885 977	-	3 403 769	3 407 759	3 407 761
JAMAICA.....	-	42 078	42 080	44 406	-	172 309	173 888	184 195
COLOMB.....	-	-	-	-	-	27 455	27 455	31 965
DENMARK.....	-	2 472	2 472	3 560	-	9 405	9 345	11 595
U KING.....	-	32 171	31 702	34 070	-	209 878	209 366	230 412
NETHLD.....	-	1 367	1 367	1 675	-	15 767	15 767	17 149
BELGIUM.....	-	-	-	-	-	103 399	103 399	111 623
FRANCE.....	-	21 424	21 311	23 148	-	140 188	140 428	153 115
W GERM.....	-	31 311	31 261	35 620	-	383 681	383 569	431 129
AUSTRIA.....	-	431	431	611	-	5 218	5 218	6 167
HUNGARY.....	-	2 777	2 777	2 777	-	9 346	9 346	9 346
SPAIN.....	-	20 414	20 414	22 477	-	68 419	68 419	79 430
ITALY.....	-	23 460	23 459	26 765	-	143 045	142 683	160 740
YUGOSLV.....	-	29 948	29 948	37 563	-	43 238	43 124	55 586
ISRAEL.....	-	-	-	-	-	58 942	61 690	67 052
KOR REP.....	-	596 191	596 829	690 787	-	3 522 940	3 521 507	4 038 582
HG KONG.....	-	359 900	364 236	414 343	-	2 307 189	2 330 149	2 579 831
CHINA T.....	-	836 023	840 029	970 326	-	3 985 079	4 002 819	4 554 873
JAPAN.....	-	242 098	242 597	273 578	-	1 824 010	1 821 308	2 029 190
OTH CTY.....	-	7 000	7 000	10 385	-	44 581	44 698	55 053
TOTAL.....	-	3 185 581	3 195 764	3 529 972	-	16 588 470	16 635 513	18 328 839
8310055	HANDBAGS OR POCKETBOOKS, WOMENS AND CHILDRENS, OF MATERIALS NSPF						(NO)	
CANADA.....	4 348	23 346	24 061	24 061	30 484	190 090	194 087	194 143
MEXICO.....	14 583	52 279	52 279	52 279	60 710	214 191	214 191	214 488
BRAZIL.....	-	-	-	-	6 000	9 750	9 750	10 379
DENMARK.....	-	-	-	-	1 950	17 375	17 375	19 258

Table 2. Schedule A Commodity by Country of Origin,
Customs Value, F.a.s. and C.i.f.—Continued

(For information on coverage, definitions of Customs, f.a.s., and c.i.f. values, see Explanation of Statistics. Shipments valued less than \$251 are shown only under Schedule A commodity number 990.0000 and excluded from all other commodities. OTH CTY represents total for countries averaging under \$1,000 per month based on Customs Value)

Country of origin	Schedule A commodity number, description and unit of quantity							
	Current month				Cumulative, January to date			
	Net quantity	Value (dollars)			Net quantity	Value (dollars)		
Customs		F.a.s.	C.i.f.	Customs		F.a.s.	C.i.f.	
U KING.....	14 287	22 599	22 599	25 334	41 688	102 679	103 148	116 984
BELGIUM.....	-	-	-	-	7 212	80 350	80 350	84 097
FRANCE.....	1 329	23 127	23 171	24 944	9 183	103 025	103 500	112 478
W GERM.....	-	-	-	-	3 169	7 379	7 379	7 817
SPAIN.....	6 943	28 834	28 834	31 447	49 023	184 703	184 702	205 666
ITALY.....	27 344	126 094	126 217	147 362	234 461	964 528	991 552	1 162 914
YUGOSLV.....	-	-	-	-	5 680	13 909	13 909	14 616
PHIL R.....	5 382	5 313	5 312	6 548	35 295	57 531	57 655	71 529
CHINA M.....	-	-	-	-	127 944	18 125	15 178	18 348
KOR REP.....	1 142 899	2 160 778	2 160 073	2 364 164	4 955 160	9 361 779	9 346 117	10 313 360
HG KONG.....	532 804	371 146	374 454	435 923	3 386 140	2 832 540	2 854 103	3 259 063
CHINA T.....	630 187	692 487	695 438	835 534	3 459 507	3 902 874	3 923 801	4 617 524
JAPAN.....	40 872	80 773	81 044	88 195	233 719	540 807	542 403	611 849
OTH CTY.....	324	1 276	1 276	1 519	23 359	15 308	15 300	16 988
TOTAL.....	2 421 302	3 588 052	3 594 758	4 037 330	12 670 684	18 636 943	18 674 500	21 051 501
8411112	RAINCOATS 3/4 AND LONGER COTTON MENS AND BOYS NOT KNIT NES							(DOZ)
CANADA.....	7	3 385	3 388	3 388	444	214 540	214 731	214 878
U KING.....	-	-	-	-	94	46 478	46 478	48 813
BELGIUM.....	2	1 050	1 050	1 171	24	14 142	14 142	15 144
FRANCE.....	12	1 213	1 213	1 330	212	106 928	106 979	113 859
W GERM.....	35	18 961	18 961	19 889	132	59 581	59 581	62 849
SPAIN.....	34	10 098	10 098	10 721	696	191 342	191 343	201 305
ITALY.....	4	1 970	1 970	2 297	66	38 719	38 822	41 346
YUGOSLV.....	-	-	-	-	168	39 390	39 390	42 977
ISRAEL.....	16	4 745	4 745	5 192	343	62 290	62 290	68 784
INDIA.....	-	-	-	-	140	10 650	10 650	12 844
THAILND.....	-	-	-	-	809	97 254	97 056	104 426
CHINA M.....	3 240	103 896	103 896	109 608	3 240	103 896	103 896	109 608
KOR REP.....	833	72 210	75 098	80 929	1 666	144 820	150 612	162 221
HG KONG.....	7	1 315	1 315	1 530	529	16 074	16 058	17 574
CHINA T.....	-	-	-	-	72	10 399	10 683	12 072
JAPAN.....	-	-	-	-	1 212	51 863	51 863	54 808
OTH CTY.....	-	-	-	-	3	910	910	966
TOTAL.....	4 190	218 843	221 734	236 055	9 850	1 209 276	1 215 484	1 284 474
8411114	COATS SUIT-TYPE ETC COTTON MENS AND BOYS NOT KNIT							(DOZ)
CANADA.....	43	13 333	13 721	13 871	453	116 514	119 065	120 393
GUATMAL.....	31	2 358	2 358	2 526	235	15 500	15 500	16 835
NICARAG.....	-	-	-	-	148	7 384	7 384	7 660
C RICA.....	117	5 402	5 402	5 757	217	10 946	10 945	11 536
URUGUAY.....	-	-	-	-	158	32 380	32 380	34 214
SWEDEN.....	1	290	290	352	72	22 137	22 136	23 289
FINLAND.....	59	9 739	9 739	10 260	141	19 622	19 622	20 835
U KING.....	18	5 974	6 015	6 289	66	22 374	22 502	23 985
BELGIUM.....	66	16 610	16 610	17 364	476	71 458	71 458	77 495
FRANCE.....	432	115 493	115 499	123 563	4 803	1 113 288	1 113 704	1 186 342
W GERM.....	23	966	966	1 107	40	5 582	5 582	6 427
AUSTRIA.....	-	-	-	-	301	68 446	68 446	70 996
POLAND.....	657	102 267	102 267	112 810	4 172	509 796	509 796	588 054
SPAIN.....	9	2 701	2 701	2 972	3 664	676 076	676 076	706 698
ITALY.....	198	32 158	32 167	35 099	4 687	822 708	822 920	877 877
YUGOSLV.....	386	29 022	29 022	32 779	11 985	1 562 665	1 562 667	1 662 330
TURKEY.....	180	18 593	18 593	21 272	1 043	119 931	119 931	135 453
ISRAEL.....	27	3 677	3 677	3 917	58	11 943	11 943	12 875
YEMEN S.....	115	10 713	8 610	9 014	115	10 713	8 610	9 014
INDIA.....	403	29 319	29 510	35 844	2 936	181 427	181 643	215 587
SINGAPR.....	-	-	-	-	2 055	152 781	153 883	161 383
PHIL R.....	-	-	-	-	2 426	114 073	122 462	129 287
MACAO.....	-	-	-	-	1 788	62 489	62 489	65 319
CHINA M.....	-	-	-	-	6 050	178 395	178 395	188 559
KOR REP.....	-	-	-	-	1 668	103 858	103 858	112 668
HG KONG.....	1 000	70 715	71 129	82 705	8 570	539 884	536 955	598 911
CHINA T.....	-	-	-	-	2 204	234 269	234 210	247 485
JAPAN.....	927	98 563	99 160	108 557	6 433	434 179	437 443	473 348
OTH CTY.....	88	4 949	4 949	6 179	107	8 566	8 566	10 177
TOTAL.....	4 780	572 842	572 385	632 239	67 071	7 229 384	7 240 571	7 795 032
8411116	COATS COTTON MENS AND BOYS NES NOT KNIT							(DOZ)
CANADA.....	838	132 672	144 160	144 222	4 976	714 397	780 700	781 454
MEXICO.....	608	29 288	29 288	29 288	2 926	164 978	164 768	164 768
GUATMAL.....	23	957	958	1 048	360	20 613	19 045	20 745
BELIZE.....	121	6 622	6 627	6 773	650	38 313	38 337	39 151
C RICA.....	91	4 713	4 713	4 989	633	32 638	32 638	34 143
JAMAICA.....	-	-	-	-	375	13 957	13 946	15 439
COLOMB.....	28	2 237	2 237	2 328	528	40 654	40 654	42 856
BRAZIL.....	-	-	-	-	304	19 064	19 064	19 936
U KING.....	84	26 914	26 913	28 902	916	219 461	217 735	230 572
BELGIUM.....	-	-	-	-	94	35 691	35 691	37 259
FRANCE.....	72	20 860	20 710	22 077	470	108 215	108 087	115 932
W GERM.....	-	-	-	-	33	16 770	16 770	17 621
SWITZLD.....	-	-	-	-	15	7 870	7 870	8 029
POLAND.....	1	252	252	386	104	12 218	12 218	15 629
SPAIN.....	67	13 018	13 018	13 881	952	164 438	164 439	175 053
PORTUGL.....	-	-	-	-	74	5 391	5 391	5 636
ITALY.....	53	11 077	11 077	12 145	735	146 822	146 874	163 168
YUGOSLV.....	294	26 468	26 468	28 748	1 962	202 237	202 236	219 294

Table 2. Schedule A Commodity by Country of Origin,
Customs Value, F.a.s. and C.i.f.—Continued

(For information on coverage, definitions of Customs, f.a.s., and c.i.f. values, see Explanation of Statistics. Shipments valued less than \$251 are shown only under Schedule A commodity number 990.0000 and excluded from all other commodities. OTH CTY represents total for countries averaging under \$1,000 per month based on Customs Value)

Country of origin	Schedule A commodity number, description and unit of quantity							
	Current month				Cumulative, January to date			
	Net quantity	Value (dollars)			Net quantity	Value (dollars)		
Customs		F.a.s.	C.i.f.	Customs		F.a.s.	C.i.f.	
ROMANIA.....	-	-	-	-	2 764	47 000	47 000	49 639
TURKEY.....	65	6 335	6 335	7 244	636	75 628	75 628	84 831
ISRAEL.....	106	14 204	14 204	15 023	349	62 262	62 262	67 351
INDIA.....	1 571	69 747	69 754	82 331	4 881	232 756	232 764	281 286
THAILND.....	1 097	39 831	40 857	46 944	1 316	52 027	53 255	61 378
S VETNM.....	800	40 000	43 200	45 418	1 987	75 154	79 412	85 915
MALAYSA.....	1 824	66 287	66 007	70 511	3 158	114 459	114 783	122 407
SINGAPR.....	-	-	-	-	3 299	149 852	149 852	154 922
PHIL R.....	1 002	32 064	32 064	33 665	4 228	119 032	119 032	127 165
MACAO.....	636	32 168	32 168	35 883	6 536	232 161	232 470	245 045
CHINA M.....	20	581	581	1 532	22 834	643 576	643 917	687 001
KOR REP.....	760	47 056	47 056	55 442	8 442	454 108	445 637	482 582
HG KONG.....	12 034	684 547	688 264	819 575	43 262	2 273 806	2 277 553	2 564 271
CHINA T.....	242	31 759	31 759	34 766	4 594	530 996	530 996	586 170
JAPAN.....	2 243	200 189	203 454	228 446	12 911	768 965	777 407	847 352
OTH CTY.....	30	3 243	3 248	3 587	286	15 873	15 899	17 933
TOTAL.....	24 710	1 543 089	1 565 372	1 775 154	137 590	7 811 382	7 884 335	8 571 935
8411122	COATS SUIT-TYPE WOOL MENS AND BOYS NOT KNIT							(NO)
CANADA.....	332	19 169	19 204	19 382	5 626	332 324	332 730	335 924
COLOMB.....	2 271	36 398	36 398	38 547	18 365	375 986	375 980	391 555
URUGUAY.....	-	-	-	-	251	5 171	5 171	5 652
U KING.....	26	1 865	1 869	2 003	1 634	37 060	37 071	39 270
IRELAND.....	-	-	-	-	184	7 084	7 067	7 807
BELGIUM.....	-	-	-	-	185	7 097	7 097	7 356
FRANCE.....	3 694	108 998	108 998	116 936	18 351	555 008	555 251	590 629
W GERM.....	42	2 348	2 348	2 413	161	8 448	8 436	9 105
ITALY.....	326	12 890	12 890	14 090	3 078	198 099	196 953	208 106
KOR REP.....	-	-	-	-	1 532	28 237	28 237	30 595
HG KONG.....	28	1 259	1 230	1 366	178	6 877	6 863	7 588
JAPAN.....	-	-	-	-	1 271	11 162	11 162	12 206
OTH CTY.....	-	-	-	-	293	8 855	8 855	9 781
TOTAL.....	6 719	182 927	182 937	194 737	51 109	1 581 408	1 580 873	1 655 574
8411124	COATS SEPARATE OTHER WOOL MENS AND BOYS NOT KNIT							(NO)
CANADA.....	150	12 234	12 262	12 262	1 770	96 876	97 073	97 152
MEXICO.....	-	-	-	-	15 155	96 593	96 173	98 236
DENMARK.....	-	-	-	-	44	6 056	6 211	6 601
U KING.....	140	4 444	4 444	4 667	7 249	85 793	85 817	89 821
FRANCE.....	12	768	770	791	754	36 987	36 989	39 562
W GERM.....	-	-	-	-	95	5 070	5 013	5 530
HUNGARY.....	-	-	-	-	412	5 805	5 811	7 239
SPAIN.....	-	-	-	-	1 209	37 475	37 476	40 014
ITALY.....	163	7 687	7 925	8 740	1 924	97 321	96 980	104 200
YUGOSLV.....	-	-	-	-	436	12 118	12 118	13 440
KOR REP.....	-	-	-	-	409	11 907	11 907	13 340
OTH CTY.....	20	410	410	474	570	10 171	10 160	11 939
TOTAL.....	485	25 743	25 811	26 934	30 027	502 172	501 728	527 074
8411126	COATS, MAN-MADE FIRERS, MENS AND BOYS, NOT KNIT							(DOZ)
CANADA.....	24	4 775	4 807	4 807	141	57 081	57 177	56 401
MEXICO.....	5 781	483 776	474 366	484 405	29 769	2 526 729	2 476 737	2 532 433
SALVADR.....	286	15 502	15 502	15 830	2 057	84 659	84 659	87 051
NICARAG.....	-	-	-	-	175	14 044	14 044	14 590
C RICA.....	314	15 151	15 188	15 942	1 496	67 360	67 397	70 397
JAMAICA.....	-	-	-	-	388	26 199	26 164	29 159
HAITI.....	51	2 018	2 423	2 474	1 492	83 158	83 563	86 754
COLOMB.....	647	41 689	41 689	43 879	25 271	897 223	857 092	934 022
SWEDEN.....	-	-	-	-	22	5 555	5 555	5 973
NORWAY.....	8	2 490	2 490	2 574	26	5 656	5 656	5 881
U KING.....	102	21 812	21 820	23 077	377	87 850	88 096	93 602
BELGIUM.....	6	2 978	2 978	3 235	59	25 889	25 889	27 011
FRANCE.....	79	24 954	24 861	26 613	239	87 786	87 794	94 017
W GERM.....	2	1 306	1 306	1 379	117	55 528	55 567	61 137
AUSTRIA.....	17	2 100	2 109	2 174	145	35 741	35 891	38 242
SPAIN.....	16	1 820	1 820	1 946	583	114 095	114 095	119 069
ITALY.....	26	9 170	9 170	10 055	1 040	150 889	150 801	166 402
YUGOSLV.....	5	574	574	749	237	34 279	34 279	36 807
THAILND.....	801	27 065	27 065	32 161	44 690	867 606	873 300	937 688
MALAYSA.....	-	-	-	-	2 350	37 337	38 350	39 836
SINGAPR.....	1 422	35 102	34 133	36 222	22 809	530 414	534 835	567 245
PHIL R.....	3 885	115 382	117 653	135 827	28 770	729 690	731 638	805 162
MACAO.....	668	22 044	23 146	26 701	3 544	76 848	78 630	86 375
CHINA M.....	-	-	-	-	459	9 737	9 737	10 263
KOR REP.....	45 692	2 142 744	2 159 828	2 551 406	156 405	6 139 463	6 176 442	7 059 602
HG KONG.....	4 386	209 098	209 280	237 253	13 328	555 229	555 557	609 783
CHINA T.....	12 570	434 310	441 386	531 668	46 237	1 203 197	1 208 323	1 381 063
JAPAN.....	1 158	62 493	62 493	67 812	4 624	406 986	407 778	436 559
OTH CTY.....	7	492	492	672	24	7 449	7 449	7 978
TOTAL.....	77 953	3 678 845	3 696 579	4 258 861	386 874	14 924 297	14 892 495	16 400 502
8411142	TROUSERS, SLACKS, AND SHORTS ETC COTTON MENS AND BOYS NES NOT KNIT							(DOZ)
CANADA.....	1 548	127 810	132 398	132 479	11 054	830 403	848 996	850 539
MEXICO.....	2 167	102 410	102 562	102 562	19 481	1 003 341	1 004 652	1 005 151
GUATMAL.....	2 293	99 144	98 740	106 911	11 077	363 717	353 742	385 134
BELIZE.....	361	11 730	11 737	12 009	3 756	179 703	179 810	185 215

Table 2. Schedule A Commodity by Country of Origin, Customs Value, F.a.s. and C.i.f.—Continued

(For information on coverage, definitions of Customs, f.a.s., and c.i.f. values, see Explanation of Statistics. Shipments valued less than \$251 are shown only under Schedule A commodity number 990.0000 and excluded from all other commodities. OTH CTY represents total for countries averaging under \$1,000 per month based on Customs Value)

Country of origin	Schedule A commodity number, description and unit of quantity							
	Current month				Cumulative, January to date			
	Net quantity	Value (dollars)			Net quantity	Value (dollars)		
Customs		F.a.s.	C.i.f.	Customs		F.a.s.	C.i.f.	
NICARAG.....	662	29 513	29 513	30 679	5 166	219 509	219 509	230 193
C RICA.....	-	-	-	-	113	6 185	6 185	6 857
JAMAICA.....	-	-	-	-	132	5 512	5 558	6 232
COLOMB.....	-	-	-	-	948	53 104	53 104	56 827
BRAZIL.....	512	24 967	24 967	28 893	1 172	55 631	55 631	62 532
URUGUAY.....	100	7 255	7 255	8 127	256	28 609	28 609	30 547
SWEDEN.....	-	-	-	-	67	12 825	12 885	13 794
FINLAND.....	59	6 493	6 493	6 846	137	12 597	12 597	13 348
U KING.....	101	19 296	19 373	20 915	1 159	96 419	96 539	104 650
BELGIUM.....	75	12 151	12 151	12 798	727	52 825	52 825	57 698
FRANCE.....	1 262	159 282	159 262	172 960	9 245	1 237 552	1 241 374	1 331 816
W GERM.....	17	3 016	3 016	3 295	737	27 827	27 867	30 476
AUSTRIA.....	7	664	669	704	265	23 329	22 945	24 512
POLAND.....	329	21 391	21 391	23 751	3 937	227 601	227 602	266 736
SPAIN.....	105	7 271	7 271	7 681	1 939	165 479	165 479	198 762
ITALY.....	229	29 173	29 152	32 108	5 613	474 063	474 190	513 369
YUGOSLV.....	633	27 084	27 084	29 955	12 359	618 063	623 563	673 666
TURKEY.....	245	12 665	12 665	14 485	1 656	65 039	65 039	96 035
ISRAEL.....	114	11 242	11 242	11 945	239	24 796	24 496	26 284
ARAB EM.....	137	5 495	5 495	6 073	137	5 495	5 495	6 073
INDIA.....	1 803	75 209	75 214	89 877	7 974	356 450	356 458	424 332
THAILND.....	-	-	-	-	1 608	26 267	27 546	29 386
S VETNM.....	-	-	-	-	500	10 020	10 020	10 184
MALAYSA.....	-	-	-	-	809	11 614	11 614	12 489
SINGAPR.....	400	19 359	19 543	20 769	6 209	133 813	133 161	139 758
PHIL R.....	-	-	-	-	550	13 134	13 134	14 260
MACAO.....	2 336	56 827	56 827	60 926	9 163	220 087	220 087	235 286
CHINA M.....	738	16 754	16 754	17 912	2 514	58 625	58 625	63 205
KOR REP.....	500	15 300	15 300	16 432	43 724	1 083 928	1 090 363	1 158 507
HG KONG.....	151 279	5 190 033	5 274 616	5 868 715	628 723	18 599 695	18 761 224	20 463 038
CHINA T.....	16 121	296 394	298 650	318 000	175 350	3 470 086	3 504 516	3 748 440
JAPAN.....	1 387	29 896	29 896	31 446	11 619	257 498	257 498	273 917
N ZEAL.....	98	4 074	4 074	4 377	164	6 313	6 313	6 826
OTH CTY.....	11	868	868	966	323	7 610	7 610	8 727
TOTAL.....	185 629	6 422 766	6 514 178	7 194 596	980 702	30 084 824	30 306 881	32 765 209
8411144	TROUSERS ETC WOOL MENS AND BOYS NOT KNIT							(NC)
CANADA.....	498	7 722	7 739	7 748	10 573	207 501	208 120	209 323
COLOMB.....	243	3 100	3 100	3 260	5 440	57 153	56 962	59 773
U KING.....	174	2 450	2 450	2 590	843	14 085	14 105	15 583
FRANCE.....	6 654	122 590	122 571	130 603	40 648	636 609	636 599	676 556
AUSTRIA.....	-	-	-	-	1 577	6 438	6 452	7 080
SPAIN.....	-	-	-	-	1 352	16 860	16 860	17 955
PORTUGL.....	-	-	-	-	926	8 038	8 038	8 276
ITALY.....	6 082	89 594	89 594	96 314	27 556	447 274	447 200	479 286
KOR REP.....	16 357	133 843	133 843	147 947	74 290	543 101	541 060	616 712
JAPAN.....	-	-	-	-	820	10 531	10 599	10 965
OTH CTY.....	108	1 757	1 757	1 863	705	11 885	11 885	12 685
TOTAL.....	30 116	361 056	361 054	390 325	164 730	1 959 475	1 957 880	2 114 194
8411146	TROUSERS, SLACKS, SHORTS AND ETC OF MANMADE FIBER, MENS AND BOYS, NOT KNIT							(DUZ)
CANADA.....	361	8 679	9 293	9 293	687	49 336	50 005	50 063
MEXICO.....	18 897	592 845	593 513	593 818	122 954	2 912 594	2 917 187	2 919 196
BELIZE.....	488	14 774	14 783	14 899	960	28 774	28 791	29 212
SALVADR.....	30	1 292	1 292	1 331	2 403	81 360	81 360	82 901
HAITI.....	460	25 673	25 673	26 487	2 135	97 859	97 859	101 244
COLOMB.....	646	30 109	30 109	31 754	8 221	284 781	285 008	296 176
BRAZIL.....	-	-	-	-	567	30 600	30 600	32 189
SWEDEN.....	-	-	-	-	79	11 204	11 204	11 798
FINLAND.....	-	-	-	-	34	22 013	22 013	22 213
U KING.....	808	28 812	28 999	30 524	1 366	79 090	79 277	83 456
FRANCE.....	92	16 157	16 157	17 408	4 095	370 787	371 190	399 373
W GERM.....	4	2 939	2 939	3 027	23	9 612	9 632	10 373
AUSTRIA.....	-	-	-	-	202	50 152	50 308	54 172
SPAIN.....	43	1 923	1 923	1 859	597	43 371	43 371	45 005
ITALY.....	72	6 672	6 674	7 269	1 436	135 846	135 833	147 655
YUGOSLV.....	-	-	-	-	190	16 511	16 511	17 189
THAILND.....	-	-	-	-	1 008	17 035	17 035	18 400
SINGAPR.....	163	21 110	19 859	21 735	2 087	58 464	57 213	61 146
KOR REP.....	12 230	493 552	493 393	582 380	62 879	2 370 891	2 370 369	2 686 873
HG KONG.....	1 842	90 916	90 658	96 391	13 215	526 908	522 347	552 028
CHINA T.....	12 778	326 056	326 774	372 916	37 228	1 102 783	1 105 370	1 241 265
JAPAN.....	156	11 021	11 021	11 525	767	41 201	41 201	43 135
OTH CTY.....	-	-	-	-	756	13 776	13 776	14 828
TOTAL.....	49 070	1 672 530	1 673 060	1 822 616	263 889	8 354 968	8 357 500	8 919 890
8411162	DRESSING GOWNS ETC COTTON MENS AND BOYS NES NOT KNIT							(DOZ)
BRAZIL.....	172	14 386	14 386	16 073	923	107 075	107 075	114 330
AUSTRIA.....	61	8 043	8 377	8 986	74	9 734	10 068	11 158
SWITZLD.....	8	2 544	2 544	2 680	17	5 434	5 690	5 928
POLAND.....	-	-	-	-	222	13 053	15 026	16 017
ITALY.....	-	1 794	1 794	1 895	19	5 383	5 383	5 705
HG KONG.....	192	5 156	5 169	5 550	4 496	224 674	224 914	250 691
CHINA T.....	-	-	-	-	500	6 400	6 400	7 100
OTH CTY.....	34	4 985	5 112	5 569	143	15 400	15 937	17 704
TOTAL.....	467	36 908	37 382	40 753	6 394	387 153	390 493	428 633

Table 2. Schedule A Commodity by Country of Origin,
Customs Value, F.a.s. and C.i.f.—Continued

(For information on coverage, definitions of Customs, f.a.s., and c.i.f. values, see Explanation of Statistics. Shipments valued less than \$251 are shown only under Schedule A commodity number 990.0000 and excluded from all other commodities. OTH CTY represents total for countries averaging under \$1,000 per month based on Customs Value)

Country of origin	Schedule A commodity number, description and unit of quantity							
	Net quantity	Current month			Net quantity	Cumulative, January to date		
		Value (dollars)				Value (dollars)		
	Customs	F.a.s.	C.i.f.	Customs	F.a.s.	C.i.f.		
8411164	DRESSING GOWNS ETC WOOL MENS A BOYS NOT KNIT							(NO)
OTH CTY.....	-	-	-	-	31	3 544	3 544	3 760
TOTAL.....	-	-	-	-	31	3 544	3 544	3 760
8411166	DRESSING GOWNS ROBES ETC MAN-MADE FIBER MENS AND BOYS NOT KNIT							(DOZ)
OTH CTY.....	54	3 101	3 245	3 388	184	12 775	12 791	13 401
TOTAL.....	54	3 101	3 245	3 388	184	12 775	12 791	13 401
8411176	SUITS OF MAN-MADE FIBERS MENS AND BOYS NOT KNIT							(NO)
CANADA.....	1 417	75 974	77 167	77 705	6 076	281 617	288 958	292 521
SALVADR.....	1 138	11 892	11 892	12 217	2 738	26 891	26 891	27 654
NICARAG.....	-	-	-	-	878	6 323	6 323	6 407
COLOMB.....	-	-	-	-	21 352	680 801	680 881	702 102
BRAZIL.....	1 050	20 790	20 790	22 254	1 050	20 790	20 790	22 254
URUGUAY.....	-	-	-	-	3 307	98 384	98 382	103 762
SWEDEN.....	12	418	419	469	93	8 485	8 486	8 651
DENMARK.....	-	-	-	-	100	9 830	9 830	10 383
U KING.....	47	1 591	1 591	1 852	204	12 118	12 118	12 952
BELGIUM.....	48	2 358	2 358	2 448	7 447	391 310	391 310	407 850
FRANCE.....	3 096	137 853	137 849	146 385	11 143	484 498	483 693	512 770
W GERM.....	12	980	980	1 009	229	34 128	34 130	36 075
POLAND.....	-	-	-	-	3 394	56 491	56 491	68 541
SPAIN.....	77	1 738	1 738	1 924	180	5 086	5 086	5 804
ITALY.....	267	14 081	14 121	15 488	3 198	107 531	107 723	116 604
YUGOSLV.....	3 231	58 813	58 813	63 923	32 427	575 603	575 243	623 851
KOR REP.....	9 676	187 170	187 170	199 184	92 617	1 721 115	1 720 888	1 830 033
HG KONG.....	5 288	60 208	62 407	66 561	54 739	753 408	743 024	795 394
CHINA T.....	17 217	126 068	126 068	143 489	110 126	783 397	784 717	906 531
JAPAN.....	69	1 488	1 488	1 787	9 356	149 702	144 068	151 597
OTH CTY.....	69	1 580	1 580	1 666	292	8 256	8 380	8 916
TOTAL.....	42 714	703 002	706 431	758 361	360 946	6 215 764	6 207 412	6 650 652
8411191	WEARING APPAREL, OTHER, COTTON, MENS AND BOYS NES NOT KNIT							(LB)
CANADA.....	4 521	32 610	32 694	32 724	11 689	74 216	75 906	76 651
MEXICO.....	150	258	268	268	38 765	71 807	71 887	71 941
GUATMAL.....	-	-	-	-	4 185	16 958	14 843	15 331
BELIZE.....	30 303	79 442	79 521	81 347	176 003	468 662	468 982	479 244
SALVADR.....	8 471	47 099	47 099	48 990	11 782	86 076	86 076	89 399
NICARAG.....	2 037	5 902	5 902	6 132	2 187	6 202	6 202	6 532
COLOMB.....	-	-	-	-	7 720	20 672	20 672	23 533
U KING.....	457	6 815	6 451	6 891	4 464	46 745	49 383	52 900
BELGIUM.....	-	-	-	-	1 073	5 364	5 364	5 597
FRANCE.....	787	14 046	14 076	15 262	3 744	75 023	75 209	81 086
POLAND.....	-	-	-	-	13 614	52 850	52 850	61 421
ITALY.....	164	6 106	6 106	6 483	12 371	120 556	120 826	133 197
YUGOSLV.....	463	5 090	5 090	5 487	2 451	31 079	31 079	32 572
ROMANIA.....	-	-	-	-	13 587	18 442	18 442	19 452
INDIA.....	3 232	14 714	14 714	16 870	17 450	72 434	72 434	83 113
PAKISTN.....	12 820	20 916	20 916	22 556	45 392	72 159	72 159	77 235
BNGLDSH.....	-	-	-	-	4 018	9 975	9 975	10 470
INDNSIA.....	-	-	-	-	72 067	158 443	158 443	169 033
PHIL R.....	1 470	2 841	3 068	3 355	9 570	19 407	20 959	22 983
MACAO.....	-	-	-	-	23 893	53 674	53 674	56 378
CHINA M.....	106 011	204 829	205 028	219 547	679 198	1 248 813	1 249 012	1 325 674
KOR REP.....	49 240	90 775	90 775	97 448	170 512	323 278	323 806	359 644
HG KONG.....	205 075	509 292	512 902	544 005	917 677	2 351 651	2 359 207	2 527 737
CHINA T.....	1 978	5 696	5 696	6 082	95 720	219 553	221 553	243 152
JAPAN.....	43 817	144 321	144 109	151 305	229 250	776 827	775 583	814 105
OTH CTY.....	487	5 422	5 422	5 939	1 949	17 647	17 647	19 102
TOTAL.....	471 483	1 196 174	1 199 837	1 270 691	2 570 331	6 418 513	6 432 173	6 857 482
8411193	SUITS WOOL MENS AND BOYS NOT KNIT							(NO)
CANADA.....	3 236	220 483	221 608	222 396	30 762	2 206 696	2 226 344	2 242 187
MEXICO.....	-	-	-	-	1 691	70 635	70 635	72 982
COLOMB.....	6 300	195 720	194 986	202 879	61 618	2 130 379	2 122 748	2 193 352
BRAZIL.....	-	-	-	-	500	11 800	11 800	12 505
URUGUAY.....	569	18 604	18 604	19 872	2 409	80 054	80 054	85 114
SWEDEN.....	-	-	-	-	1 226	89 408	89 408	92 550
DENMARK.....	54	4 613	4 613	5 514	154	14 436	14 436	16 082
U KING.....	101	9 180	9 180	9 891	1 466	170 555	171 117	179 779
BELGIUM.....	286	18 022	18 022	18 678	1 272	80 241	80 241	83 595
FRANCE.....	16 439	775 344	775 367	816 767	103 565	4 507 164	4 507 025	4 750 506
W GERM.....	409	46 570	46 743	50 371	1 737	171 310	171 356	182 524
POLAND.....	-	-	-	-	2 848	52 521	52 521	61 838
SPAIN.....	612	25 004	25 004	27 809	1 059	47 129	47 129	51 492
ITALY.....	631	47 223	47 257	50 931	12 104	737 207	734 304	777 837
YUGOSLV.....	-	-	-	-	1 153	21 267	21 266	23 692
KOR REP.....	16 972	566 813	549 494	573 336	84 209	2 544 753	2 461 120	2 626 073
HG KONG.....	562	22 545	22 505	25 111	3 626	127 730	127 167	143 316
JAPAN.....	4 782	163 302	142 002	145 481	7 997	244 371	223 071	232 133
OTH CTY.....	-	-	-	-	148	4 592	4 592	5 547
TOTAL.....	50 953	2 113 423	2 075 385	2 169 036	319 544	13 312 248	13 216 334	13 833 104

Table 2. Schedule A Commodity by Country of Origin,
Customs Value, F.a.s. and C.i.f.—Continued

(For information on coverage, definitions of Customs, f.a.s., and c.i.f. values, see Explanation of Statistics. Shipments valued less than \$251 are shown only under Schedule A commodity number 990.0000 and excluded from all other commodities. OTH CTY represents total for countries averaging under \$1,000 per month based on Customs Value)

Country of origin	Schedule A commodity number, description and unit of quantity							
	Current month				Cumulative, January to date			
	Net quantity	Value (dollars)			Net quantity	Value (dollars)		
Customs		F.a.s.	C.i.f.	Customs		F.a.s.	C.i.f.	
8411195	OUTER GARMENTS, WOOL NES MENS AND BOYS NOT KNIT							(LB)
CANADA.....	50	1 612	1 614	1 617	1 308	28 218	28 264	28 439
SWEDEN.....	641	16 866	16 866	17 608	11 387	292 385	292 385	302 442
U KING.....	268	5 205	5 205	5 417	806	12 767	12 767	13 450
FRANCE.....	40	1 434	1 481	1 575	3 174	68 008	67 911	72 681
W GERM.....	20	281	281	307	1 514	44 224	44 185	45 768
ITALY.....	95	574	574	600	1 434	32 872	32 872	34 788
OTH CTY.....	77	1 022	1 022	1 173	2 325	8 416	8 416	10 582
TOTAL.....	1 191	26 994	27 043	28 297	21 948	436 910	436 910	508 140
8411199	OUTER GARMENTS, TEXTILE FIBERS EXCEPT COTTON AND WOOL MENS AND BOYS NES NOT KNIT							(LB)
CANADA.....	2 100	26 192	26 270	26 333	4 821	70 998	71 312	71 774
MEXICO.....	4 425	14 055	14 015	14 055	25 857	108 482	107 952	108 691
BELIZE.....	57 027	153 514	153 344	156 732	184 114	507 292	507 244	518 673
SALVADR.....	11 392	72 852	72 852	75 133	23 898	144 616	144 616	148 998
JAMAICA.....	-	-	-	-	10 052	23 668	23 670	26 482
HAITI.....	-	-	-	-	7 774	7 726	7 729	8 487
COLOMB.....	-	-	-	-	5 738	31 931	31 931	33 354
URUGUAY.....	-	-	-	-	416	13 344	13 344	13 999
SWEDEN.....	-	-	-	-	1 274	38 445	38 445	39 966
U KING.....	381	6 980	6 980	7 331	1 437	28 747	28 644	30 521
FRANCE.....	2 620	59 024	59 006	63 570	48 912	719 185	715 463	754 577
W GERM.....	212	7 650	7 638	8 321	386	14 188	14 143	15 324
SWITZLD.....	10	800	800	887	128	8 918	8 925	9 849
POLAND.....	3 071	23 615	23 615	25 862	3 071	23 615	23 615	25 862
SPAIN.....	237	2 969	2 969	3 091	2 258	27 724	27 724	28 979
ITALY.....	1 602	42 507	42 507	46 285	9 112	267 094	267 275	284 718
YUGOSLV.....	-	-	-	-	7 873	43 152	43 160	47 767
INDIA.....	-	-	-	-	279	5 171	5 171	5 751
THAILND.....	6 063	30 950	30 950	32 399	39 088	198 700	198 700	207 346
MALAYS.....	43 369	85 381	84 168	92 917	65 831	129 922	128 709	142 717
SINGAPR.....	7 571	17 879	17 738	18 721	23 394	56 224	56 083	61 772
PHIL R.....	13 525	14 011	14 011	25 469	35 963	39 701	40 549	56 565
KOR REP.....	115 189	254 518	254 518	290 894	210 614	801 323	801 323	861 730
HG KONG.....	24 660	61 500	62 994	68 868	71 796	206 072	206 966	225 328
CHINA T.....	94 515	216 401	224 146	247 076	266 303	605 589	624 759	682 900
JAPAN.....	1 954	3 887	3 937	4 388	9 908	62 522	62 768	67 090
OTH CTY.....	264	1 677	1 779	2 084	984	10 251	10 353	12 015
TOTAL.....	390 187	1 096 362	1 104 237	1 210 416	1 061 281	4 194 600	4 210 573	4 491 235
8411310	PAJAMAS AND OTHER NIGHTWEAR, MENS & BOYS COTTON OR MAN-MADE, NOT KNIT							(DOZ)
DOM REP.....	7 129	165 751	165 751	171 654	27 609	638 847	638 847	667 398
U KING.....	-	-	-	-	68	18 776	18 776	19 644
THAILND.....	212	3 816	3 816	4 360	10 136	222 021	226 123	242 294
MALAYS.....	-	-	-	-	1 409	25 168	25 168	26 672
SINGAPR.....	152	2 774	2 774	3 650	10 160	199 321	195 658	212 436
HG KONG.....	20 562	443 488	448 092	476 221	81 647	1 834 220	1 831 966	1 929 589
CHINA T.....	3 932	55 391	55 391	60 412	10 644	162 579	162 579	177 446
JAPAN.....	-	-	-	-	2 000	31 500	33 075	35 458
OTH CTY.....	-	-	-	-	69	2 349	2 360	2 610
TOTAL.....	31 987	671 220	675 824	716 297	143 742	3 134 781	3 134 552	3 313 547
8411332	SHIRTS, DRESS, MENS AND BOYS, POPLIN AND BROADCLOTH, NOT KNIT, NOT ORNAMENTED							(UOZ)
INDIA.....	1 014	40 254	40 254	47 241	4 066	158 551	158 561	179 932
KOR REP.....	549	9 750	9 750	10 933	3 597	56 904	56 904	63 875
HG KONG.....	432	8 869	8 869	9 785	12 633	263 732	258 242	273 830
CHINA T.....	-	-	-	-	3 619	65 006	65 006	68 342
OTH CTY.....	3	491	491	562	245	9 985	9 985	11 452
TOTAL.....	1 998	59 364	59 364	68 521	24 160	554 178	548 698	597 431
8411336	SHIRTS, DRESS, MENS AND BOYS, COTTON, NES, NOT KNIT							(DOZ)
MEXICO.....	24	973	973	1 077	1 179	57 174	57 174	57 810
HAITI.....	-	-	-	-	4 503	65 421	65 420	68 174
U KING.....	254	37 071	37 069	40 129	934	123 618	123 789	134 792
IRELAND.....	23	3 275	3 275	3 715	298	48 599	48 576	52 337
NETHLD.....	13	1 190	1 190	1 283	62	12 573	12 417	13 646
FRANCE.....	181	20 888	20 833	22 606	956	142 651	142 170	150 480
W GERM.....	266	40 600	40 792	44 553	1 231	199 478	199 404	220 266
SWITZLD.....	41	7 317	7 317	7 820	74	12 460	12 460	13 414
ITALY.....	289	44 782	44 783	48 418	1 972	234 523	234 482	254 452
YUGOSLV.....	157	8 933	8 933	9 477	177	10 289	10 289	11 190
ISRAEL.....	-	-	-	-	914	43 015	43 015	46 655
INDIA.....	4 854	187 528	187 528	219 537	29 226	907 173	907 974	1 061 693
PAKISTN.....	17	607	607	699	988	28 270	28 370	33 107
THAILND.....	1 994	23 928	23 928	29 999	6 251	70 410	71 698	91 415
MALAYS.....	300	5 169	5 479	6 029	4 146	70 222	73 249	80 948
SINGAPR.....	700	6 900	6 900	8 155	1 000	10 576	10 576	12 195
MACAO.....	-	-	-	-	504	9 955	9 304	10 199
KOR REP.....	1 628	17 852	17 852	20 808	6 093	97 250	97 734	109 502
HG KONG.....	8 962	154 061	156 801	173 842	60 378	1 315 988	1 294 202	1 423 522
CHINA T.....	53	1 486	1 486	1 712	1 052	24 237	24 237	27 543
MOROC.....	-	-	-	-	35	5 496	5 496	6 174
OTH CTY.....	53	3 422	3 446	3 851	320	14 017	14 041	16 020
TOTAL.....	19 809	566 182	569 192	643 710	122 293	3 503 195	3 486 077	3 895 534

Table 2. Schedule A Commodity by Country of Origin,
Customs Value, F.a.s. and C.i.f.—Continued

(For information on coverage, definitions of Customs, f.a.s., and c.i.f. values, see Explanation of Statistics. Shipments valued less than \$251 are shown only under Schedule A commodity number 990.0000 and excluded from all other commodities. OTH CTY represents total for countries averaging under \$1,000 per month based on Customs Value)

Country of origin	Schedule A commodity number, description and unit of quantity							
	Current month				Cumulative, January to date			
	Net quantity	Value (dollars)			Net quantity	Value (dollars)		
Customs		F.a.s.	C.i.f.	Customs		F.a.s.	C.i.f.	
8411350	SHIRTS, WORK, MENS AND BOYS, COTTON, NOT KNIT							(DOZ)
MEXICO.....	-	-	-	-	436	19 138	19 442	19 629
HAITI.....	1 051	28 192	28 192	29 215	2 617	73 968	73 968	77 047
ROMANIA.....	1 008	7 343	7 343	7 723	2 913	35 118	36 716	40 543
PAKISTN.....	-	-	-	-	179	5 519	5 519	6 608
SINGAPR.....	-	-	-	-	330	8 878	8 829	9 487
MACAO.....	-	-	-	-	2 058	37 991	37 991	41 528
CHINA M.....	1 464	23 413	23 413	28 003	4 464	84 090	84 090	92 387
KOR REP.....	-	-	-	-	2 494	57 861	57 861	62 754
HG KONG.....	17 112	371 603	377 465	414 137	62 576	1 410 403	1 403 553	1 519 278
CHINA T.....	13 188	201 126	204 333	228 422	22 960	583 384	586 981	644 220
JAPAN.....	654	11 707	12 058	13 109	666	12 622	12 973	14 119
OTH CTY.....	-	-	-	-	145	8 572	8 574	8 984
TOTAL.....	34 477	643 384	652 804	720 609	101 838	2 337 544	2 336 497	2 536 584
8411361	SHIRTS, SPORT, MENS AND BOYS, CORDUROY, NOT ORNAMENTED, OR KNIT							(DOZ)
CHINA M.....	-	-	-	-	1 304	36 941	36 941	42 440
KOR REP.....	78	2 363	2 493	2 664	227	13 357	13 487	13 924
HG KONG.....	1 937	63 313	64 069	72 074	3 758	121 009	121 566	134 349
OTH CTY.....	-	-	-	-	7	1 707	1 707	1 920
TOTAL.....	2 015	65 676	66 562	74 738	5 296	173 014	173 701	192 633
8411363	SHIRTS, SPORT, MENS AND BOYS, COTTON GINGHAM, NOT ORNAMENTED, NOT KNIT							(DOZ)
HG KONG.....	79	1 232	1 232	1 455	15 445	322 717	322 717	336 720
OTH CTY.....	110	1 697	1 697	1 934	110	1 697	1 697	1 934
TOTAL.....	189	2 929	2 929	3 389	15 555	324 414	324 414	338 654
8411365	SHIRTS, SPORT, MEN AND BOYS, COTTON FLANNEL, NOT KNIT, NOT ORNAMENTED							(DOZ)
JAMAICA.....	3 767	69 001	69 001	70 825	25 595	491 545	491 545	500 785
PORTUGL.....	7 553	231 952	231 952	249 354	55 309	1 596 946	1 596 946	1 699 573
MALAYSA.....	5 394	81 979	83 408	97 909	15 890	283 561	290 579	331 750
MACAO.....	-	-	-	-	1 602	29 334	29 334	33 897
CHINA M.....	23 048	386 662	386 662	442 117	23 468	396 001	396 001	452 781
KOR REP.....	-	-	-	-	19 132	556 384	556 384	612 846
HG KONG.....	88 157	1 335 801	1 337 400	1 535 743	209 826	3 555 069	3 499 859	3 922 057
CHINA T.....	28 072	483 492	483 804	555 673	39 748	765 688	766 000	869 035
JAPAN.....	726	33 708	33 708	35 408	3 482	161 632	161 632	170 367
OTH CTY.....	-	-	-	-	318	4 272	4 272	5 314
TOTAL.....	156 717	2 622 595	2 625 935	2 987 029	394 370	7 840 432	7 792 552	8 598 405
8411367	SHIRTS, SPORT, MENS AND BOYS, COTTON, NOT KNIT, NES							(DOZ)
CANADA.....	10	1 270	1 275	1 287	293	32 310	32 313	32 398
MEXICO.....	1 554	53 737	53 963	56 269	5 979	224 332	225 012	231 635
GUATMAL.....	158	6 436	6 436	6 795	1 034	23 713	23 713	25 493
NICARAG.....	265	11 880	11 880	12 066	594	22 832	22 830	23 962
JAMAICA.....	-	-	-	-	5 907	85 572	85 572	87 532
HAITI.....	-	-	-	-	7 693	137 728	137 728	144 210
DOM REP.....	-	-	-	-	151	5 127	5 127	5 403
ECUADOR.....	111	4 631	4 537	5 204	689	16 576	16 482	17 847
BRAZIL.....	-	-	-	-	92	16 222	16 222	16 635
U KING.....	6	649	649	698	700	45 920	44 407	48 627
IRELAND.....	-	-	-	-	116	17 717	17 728	19 904
FRANCE.....	129	25 576	25 576	27 478	998	124 653	125 024	133 724
W GERM.....	37	3 510	3 510	3 987	427	50 822	50 431	56 061
SWITZLD.....	38	7 502	7 503	7 903	83	16 513	16 679	17 661
ITALY.....	141	23 926	23 925	26 121	938	86 007	86 256	93 491
YUGOSLV.....	-	-	-	-	88	5 924	5 924	6 376
GREECE.....	55	3 226	3 226	3 683	209	12 943	12 943	14 612
ISRAEL.....	27	1 511	1 511	1 722	3 288	131 201	131 421	142 865
INDIA.....	6 806	242 862	242 847	285 027	56 271	2 058 932	2 061 576	2 403 833
PAKISTN.....	164	4 631	4 651	6 136	453	11 992	12 012	15 189
THAILND.....	3 240	85 840	85 840	99 506	4 923	108 632	108 632	127 731
MALAYSA.....	3 736	69 690	70 839	79 196	16 456	324 616	327 764	367 619
SINGAPR.....	720	22 832	22 832	26 740	1 780	74 692	74 023	86 258
PHIL R.....	-	-	-	-	1 392	30 591	30 591	32 053
MACAO.....	480	7 829	7 829	8 847	2 599	89 563	89 553	95 651
CHINA M.....	500	16 329	16 329	17 064	519	17 379	17 379	18 690
KOR REP.....	4 060	87 060	87 046	96 449	24 282	614 107	614 864	675 564
HG KONG.....	24 555	754 957	768 813	855 886	193 207	5 279 850	5 273 519	5 760 051
CHINA T.....	12 719	209 795	212 156	244 606	27 453	548 480	552 479	632 635
JAPAN.....	10	317	324	389	688	30 694	29 701	35 422
OTH CTY.....	237	11 575	11 598	12 839	789	32 156	32 255	37 636
TOTAL.....	59 758	1 657 571	1 675 095	1 885 898	360 091	10 277 796	10 280 160	11 406 768
8411370	SHIRTS, MENS AND BOYS, WOOL, NOT KNIT							(NO)
U KING.....	-	-	-	-	59	5 367	5 367	5 676
ITALY.....	-	-	-	-	356	5 035	5 045	5 509
THAILND.....	24 768	79 951	79 951	90 008	24 768	79 951	79 951	90 008
KOR REP.....	72 816	229 960	229 960	257 962	141 796	457 501	457 501	511 852
OTH CTY.....	44	2 616	2 658	2 783	387	6 931	6 974	7 586
TOTAL.....	97 628	312 527	312 569	350 753	167 366	554 785	554 838	620 631

Table 2. Schedule A Commodity by Country of Origin,
Customs Value, F.a.s. and C.i.f.—Continued

(For information on coverage, definitions of Customs, f.a.s., and c.i.f. values, see Explanation of Statistics. Shipments valued less than \$251 are shown only under Schedule A commodity number 990.0000 and excluded from all other commodities. OTH CTY represents total for countries averaging under \$1,000 per month based on Customs Value)

Country of origin	Schedule A commodity number, description and unit of quantity							
	Current month				Cumulative, January to date			
	Net quantity	Value (dollars)			Net quantity	Value (dollars)		
Customs		F.a.s.	C.i.f.	Customs		F.a.s.	C.i.f.	
8411380	SHIRTS, MENS AND BOYS, MAN-MADE FIBERS NOT KNIT							(DOZ)
CANADA.....	97	8 378	8 404	8 494	116	10 036	10 118	10 258
MEXICO.....	20 869	679 647	679 910	681 953	107 354	3 756 872	3 762 159	3 779 020
BELIZE.....	519	15 294	15 307	15 657	4 172	119 701	119 789	122 521
SALVADR.....	-	-	-	-	499	12 289	12 289	12 537
PANAMA.....	-	-	-	-	85	8 524	8 524	9 358
JAMAICA.....	-	-	-	-	1 070	14 669	14 669	15 014
HAITI.....	3 099	44 583	44 701	46 988	9 274	140 256	140 475	147 906
DOM REP.....	301	9 786	9 785	10 171	301	9 786	9 785	10 171
COLOMB.....	833	40 975	40 975	42 850	3 692	195 010	195 168	204 461
U KING.....	23	6 016	6 016	6 332	200	13 486	13 486	14 769
IRELAND.....	-	-	-	-	68	7 187	7 187	7 659
NETHLD.....	14	1 322	1 322	1 520	63	7 581	7 548	8 526
FRANCE.....	444	56 739	56 749	60 597	2 756	332 937	333 864	357 669
W GERM.....	250	30 278	30 250	33 007	451	65 518	65 456	71 308
SPAIN.....	32	1 641	1 641	1 968	952	45 725	45 725	51 230
ITALY.....	258	40 954	40 954	44 997	1 498	178 799	178 484	194 767
GREECE.....	18	1 575	1 575	1 786	60	5 325	5 325	6 032
ISRAEL.....	175	14 732	14 732	16 265	789	58 617	57 717	64 815
INDIA.....	-	-	-	-	186	12 500	12 498	13 367
THAILND.....	7 474	114 111	114 343	139 153	26 641	396 160	398 962	488 939
MALAYA.....	4 482	71 268	69 731	81 634	24 408	398 973	401 538	461 434
SINGAPR.....	3 012	15 060	15 060	18 657	4 126	50 910	50 413	57 497
PHIL R.....	20	1 392	1 392	1 591	153	11 019	11 019	12 745
MACAO.....	444	6 549	6 549	7 055	1 138	18 334	18 334	20 626
CHINA M.....	-	-	-	-	2 710	69 634	69 634	73 215
KOR REP.....	233 900	3 620 778	3 633 432	4 191 606	1 093 088	17 023 450	17 094 990	19 490 700
HG KONG.....	17 906	392 802	393 429	446 524	156 487	3 536 533	3 518 044	3 928 242
CHINA T.....	61 260	1 268 624	1 283 927	1 432 759	372 913	6 989 109	7 048 507	7 964 063
JAPAN.....	-	-	-	-	7 741	158 702	159 139	176 009
OTH CTY.....	9	693	693	838	424	15 098	15 098	16 552
TOTAL.....	355 439	6 443 197	6 470 877	7 292 402	1 823 415	33 662 740	33 785 944	37 791 390
8411390	UNDERGARMENTS, MENS AND BOYS, NOT KNIT, NES							(LB)
NORWAY.....	-	-	-	-	1 463	8 501	8 501	9 110
CHINA T.....	6 508	16 200	14 400	15 490	46 618	101 628	97 488	104 271
OTH CTY.....	552	4 405	4 405	4 755	2 201	14 614	14 504	15 813
TOTAL.....	7 060	20 605	18 805	20 245	50 282	124 743	120 493	129 194
8411420	PAJAMAS, WOMENS, GIRLS AND INFANTS, COTTON, NOT KNIT, NOT ORNAMENTED							(DOZ)
INDIA.....	171	6 161	6 155	7 374	745	25 014	25 015	29 434
THAILND.....	478	5 736	5 736	6 553	1 268	16 796	16 796	19 202
HG KONG.....	10 748	222 620	224 971	244 815	33 882	643 719	649 341	699 232
CHINA T.....	-	-	-	-	3 576	67 924	67 797	71 129
OTH CTY.....	19	291	291	350	69	2 328	2 328	2 986
TOTAL.....	11 416	234 808	237 153	259 092	39 540	755 781	761 277	821 983
8411460	UNDERGARMENTS, WOMENS, GIRLS AND INFANTS, NES, NOT KNIT							(DOZ)
MEXICO.....	49	2 612	2 612	2 760	12 689	147 947	147 971	148 157
SALVADR.....	73	884	884	924	724	8 524	8 524	8 787
JAMAICA.....	-	-	-	-	2 566	14 052	14 052	14 601
HAITI.....	6 473	19 593	19 593	21 555	54 044	107 233	107 233	120 013
DOM REP.....	507	8 180	8 180	8 383	32 198	107 200	99 312	103 536
BARBADO.....	1 836	38 672	38 672	39 951	15 416	285 836	285 836	296 138
COLOMB.....	542	5 979	5 979	6 131	814	10 747	10 747	11 119
BRAZIL.....	-	-	-	-	246	6 880	6 880	7 003
U KING.....	-	-	-	-	219	5 308	5 308	5 582
FRANCE.....	1 185	21 598	21 903	23 882	5 647	104 255	106 197	114 278
SPAIN.....	578	3 708	3 725	3 937	9 603	52 653	52 670	55 521
PORTUGL.....	-	-	-	-	168	10 393	10 393	10 705
ITALY.....	69	5 830	5 830	6 159	142	18 810	19 096	20 237
INDIA.....	466	12 763	12 764	15 647	16 841	141 390	141 411	159 689
PAKISTN.....	-	-	-	-	1 057	13 847	13 847	17 119
THAILND.....	2 202	25 279	25 279	29 218	4 884	56 068	56 068	64 782
MALAYA.....	600	5 370	5 370	6 304	1 940	26 904	26 904	31 615
PHIL R.....	1 398	16 514	16 514	21 619	5 589	64 374	62 933	81 917
CHINA M.....	224	3 225	3 225	3 360	887	18 173	18 191	18 855
KOR REP.....	5 552	87 034	86 026	96 304	5 552	87 034	86 026	96 304
HG KONG.....	20 320	292 572	295 963	319 429	60 897	908 359	915 366	999 487
CHINA T.....	70	854	854	958	2 466	44 020	43 938	50 641
JAPAN.....	831	17 501	18 376	20 107	2 956	64 626	65 501	69 049
MADEIRA.....	83	5 179	5 179	5 336	276	14 999	14 999	15 449
OTH CTY.....	175	6 789	7 072	7 461	434	17 869	18 162	19 512
TOTAL.....	43 233	580 136	584 000	639 425	238 255	2 337 501	2 323 120	2 526 096
8411505	RAINWEAR OF TEXTILE FIBER, RUBBER OR PLASTIC SURFACES NES, WOMENS GIRLS INFANTS							(DOZ)
CANADA.....	99	12 921	12 626	12 971	553	70 905	69 486	71 282
SWEDEN.....	48	4 803	4 803	5 001	388	11 892	11 892	12 371
FINLAND.....	-	-	-	-	36	6 808	6 808	7 374
U KING.....	130	13 186	13 187	14 558	655	43 703	43 694	48 875
FRANCE.....	-	-	-	-	153	15 893	15 917	16 619
KOR REP.....	1 200	48 655	48 540	50 615	2 518	86 708	87 139	93 659
HG KONG.....	2 023	125 410	125 554	139 913	8 562	415 457	418 395	477 378
CHINA T.....	508	30 936	30 936	33 512	3 615	154 099	154 099	169 046
JAPAN.....	6 393	339 097	338 315	375 532	29 649	1 338 199	1 335 397	1 429 419
OTH CTY.....	10	820	820	840	114	7 385	7 385	8 004
TOTAL.....	10 411	575 828	574 781	632 942	46 243	2 151 049	2 150 212	2 334 027

Table 2. Schedule A Commodity by Country of Origin,
Customs Value, F.a.s. and C.i.f.—Continued

(For information on coverage, definitions of Customs, f.a.s., and c.i.f. values, see Explanation of Statistics. Shipments valued less than \$251 are shown only under Schedule A commodity number 990,000 and excluded from all other commodities. OTH CTY represents total for countries averaging under \$1,000 per month based on Customs Value)

Country of origin	Schedule A commodity number, description and unit of quantity							
	Current month				Cumulative, January to date			
	Net quantity	Value (dollars)			Net quantity	Value (dollars)		
Customs		F.a.s.	C.i.f.	Customs		F.a.s.	C.i.f.	
8411512	COATS, 3/4 AND LONGER COTTON WOMENS, GIRLS, AND INFANTS NOT KNIT							(DOZ)
CANADA.....	601	118 550	118 267	118 306	3 482	733 939	763 362	764 720
HONDURA.....	-	-	-	-	715	44 227	44 227	45 726
NICARAG.....	76	4 233	4 233	4 379	226	12 570	12 570	13 042
COLOMB.....	-	-	-	-	167	9 954	7 974	8 718
DENMARK.....	-	-	-	-	24	11 192	11 210	11 540
U KING.....	16	6 176	6 297	6 885	291	81 060	81 393	90 825
NETHLDs.....	-	-	-	-	578	148 000	148 000	161 256
FRANCE.....	232	73 417	73 440	77 650	3 401	1 016 875	1 017 078	1 068 603
SWITZLD.....	-	-	-	-	50	13 860	14 743	16 034
POLAND.....	408	65 315	70 560	75 805	2 948	457 876	463 121	506 469
SPAIN.....	66	19 726	19 726	21 335	2 291	660 628	660 618	695 499
ITALY.....	198	37 261	37 261	40 762	319	84 913	84 916	90 953
YUGOSLV.....	247	49 632	49 632	53 628	2 819	585 813	585 813	632 105
ROMANIA.....	-	-	-	-	1 758	170 430	178 691	201 555
ISRAEL.....	15	3 395	3 395	3 906	459	136 344	136 637	145 756
JORDAN.....	83	5 055	5 055	5 750	83	5 055	5 055	5 750
INDIA.....	335	13 957	13 957	16 008	1 195	49 383	49 431	56 555
THAILND.....	477	50 247	50 247	54 965	3 375	284 054	283 889	303 161
MALAYSA.....	-	-	-	-	797	68 382	68 382	71 059
SINGAPR.....	237	20 546	20 546	21 822	3 740	341 103	341 103	362 441
PHIL R.....	-	-	-	-	2 576	40 221	40 221	44 168
KOR REP.....	-	-	-	-	2 857	191 236	191 235	204 491
HG KONG.....	1 474	178 208	178 208	197 496	12 778	1 112 426	1 115 326	1 188 560
CHINA T.....	184	18 449	18 825	23 330	9 970	1 020 907	1 055 171	1 140 726
JAPAN.....	859	66 659	66 659	77 456	9 183	640 369	640 741	706 231
OTH CTY.....	290	8 508	8 508	9 179	367	18 704	18 704	20 579
TOTAL.....	5 798	739 334	744 816	808 662	66 449	7 939 521	8 019 611	8 556 522
8411515	COATS WOOL OR MANMADE FIBERS 3/4 AND LONGER WOMENS GIRLS INFANTS NOT KNIT							(LB)
CANADA.....	1 315	8 126	8 409	8 409	2 005	16 937	18 225	18 247
MEXICO.....	31 699	120 739	122 064	122 064	71 514	313 524	315 466	315 808
SALVADR.....	4 040	17 763	17 763	18 161	14 765	70 853	70 856	72 667
COLOMB.....	1 324	6 523	6 523	6 869	26 699	120 695	120 695	127 173
FINLAND.....	-	-	-	-	2 136	44 584	46 075	48 887
DENMARK.....	122	5 003	5 003	5 355	1 671	42 091	42 785	45 920
U KING.....	5 359	49 441	49 441	52 955	14 204	155 604	156 028	169 011
IRELAND.....	308	3 750	3 750	4 087	841	10 799	10 798	12 200
BELGIUM.....	-	-	-	-	486	11 190	11 198	11 871
FRANCE.....	191	9 863	9 787	10 550	11 457	359 180	361 217	382 930
W GERM.....	22	407	421	476	3 290	65 558	65 598	68 941
SWITZLD.....	-	-	-	-	3 371	55 316	56 417	60 929
POLAND.....	-	-	-	-	33 214	149 319	149 319	171 452
ITALY.....	135	7 660	7 660	8 002	17 510	149 422	149 622	158 739
ISRAEL.....	-	-	-	-	958	17 092	17 146	18 000
THAILND.....	5 460	13 104	13 104	16 034	5 460	13 104	13 104	16 034
SINGAPR.....	-	-	-	-	3 449	17 290	17 290	18 534
KOR REP.....	7 122	34 379	34 379	41 521	39 422	203 218	203 218	232 001
HG KONG.....	20 724	82 197	82 696	92 235	197 573	1 141 976	1 149 752	1 266 647
CHINA T.....	1 326	5 490	5 710	6 466	68 909	325 684	321 211	377 446
JAPAN.....	6 623	23 120	23 120	30 737	27 389	132 088	132 209	153 350
OTH CTY.....	104	1 784	1 644	2 029	895	17 641	17 208	19 648
TOTAL.....	85 874	389 349	391 474	425 950	547 218	3 433 165	3 445 437	3 766 435
8411522	COATS, COTTON, WOMENS, GIRLS, AND INFANTS NOT KNIT NES							(DOZ)
CANADA.....	489	111 690	135 711	135 712	2 274	394 510	416 928	419 202
GUATMAL.....	108	3 423	3 423	3 647	1 924	64 651	64 651	67 258
SALVADR.....	-	-	-	-	228	8 007	8 408	8 664
HAITI.....	475	12 399	12 400	12 900	1 051	28 523	28 524	29 521
FINLAND.....	-	-	-	-	37	6 901	6 961	7 213
DENMARK.....	8	1 416	1 416	1 466	38	8 369	8 369	8 725
U KING.....	82	34 219	34 219	36 511	640	168 259	168 295	194 155
NETHLDs.....	-	-	-	-	180	32 989	32 989	34 592
FRANCE.....	184	58 062	58 343	62 296	3 388	601 767	605 321	638 122
W GERM.....	-	-	-	-	39	5 552	5 537	6 107
SPAIN.....	236	22 407	22 407	23 493	1 428	177 791	177 791	191 149
ITALY.....	9	5 415	5 415	5 777	594	96 263	96 195	103 469
YUGOSLV.....	743	57 395	57 395	62 297	2 911	267 779	267 788	290 086
ROMANIA.....	-	-	-	-	5 789	383 292	401 003	456 235
TURKEY.....	59	3 165	3 165	3 503	122	6 605	6 605	7 148
ISRAEL.....	106	11 579	11 579	12 461	852	117 728	118 547	127 613
INDIA.....	1 370	53 452	53 462	62 553	11 573	495 850	496 813	583 245
THAILND.....	1 593	80 913	82 363	89 901	2 242	104 093	105 723	114 560
MALAYSA.....	-	-	-	-	614	42 096	42 258	53 252
PHIL R.....	1 097	18 042	18 042	18 933	7 465	120 885	120 885	129 519
KOR REP.....	-	-	-	-	1 350	85 423	85 443	89 893
HG KONG.....	4 487	346 765	348 205	400 825	28 172	1 827 623	1 830 447	2 060 169
CHINA T.....	1 266	183 873	184 648	194 780	2 645	266 324	267 099	287 861
JAPAN.....	3 372	205 692	206 675	237 210	19 387	1 388 608	1 392 261	1 550 989
OTH CTY.....	426	4 185	4 195	4 485	832	19 787	19 801	21 715
TOTAL.....	16 110	1 214 092	1 243 063	1 368 750	95 775	6 719 675	6 774 642	7 480 462
8411524	COATS WOOL NES WOMENS GIRLS AND INFANTS NOT ORNAMENTED NOT KNIT							(NO)
CANADA.....	373	9 098	9 553	9 553	1 556	24 373	24 898	24 931
MEXICO.....	10 032	98 907	98 905	98 905	22 521	232 134	232 130	232 130
BRAZIL.....	-	-	-	-	601	13 222	13 222	14 413

Table 2. Schedule A Commodity by Country of Origin,
Customs Value, F.a.s. and C.i.f.—Continued

(For information on coverage, definitions of Customs, f.a.s., and c.i.f. values, see Explanation of Statistics. Shipments valued less than \$251 are shown only under Schedule A commodity number 990.0000 and excluded from all other commodities. OTH CTY represents total for countries averaging under \$1,000 per month based on Customs Value)

Country of origin	Schedule A commodity number, description and unit of quantity							
	Current month				Cumulative, January to date			
	Net quantity	Value (dollars)			Net quantity	Value (dollars)		
Customs		F.a.s.	C.i.f.	Customs		F.a.s.	C.i.f.	
FINLAND.....	-	-	-	-	190	8 839	8 839	9 209
U KING.....	296	16 813	16 813	17 831	3 899	151 749	151 689	159 476
IRELAND.....	22	1 127	1 127	1 225	341	12 630	12 617	14 194
FRANCE.....	339	22 280	22 272	23 550	3 318	217 704	218 378	229 833
W GERM.....	12	504	504	527	137	8 333	8 333	10 127
ITALY.....	56	6 452	6 452	8 970	1 164	96 486	96 141	101 981
ISRAEL.....	288	12 186	12 186	13 172	327	13 842	13 842	15 143
OTH CTY.....	40	1 241	1 241	1 357	972	27 877	27 856	30 201
TOTAL.....	11 458	168 608	169 053	173 090	35 026	807 189	807 944	841 638
8411526	COATS, OTHER, MAN-MADE FIBERS WOMENS GIRLS INFANTS NOT KNIT							(DOZ)
CANADA.....	39	6 509	6 524	6 524	199	20 826	20 795	20 937
MEXICO.....	2 041	230 136	229 080	231 240	12 497	969 876	962 794	972 139
SALVADR.....	3 410	148 116	148 116	150 599	20 556	774 622	774 702	794 175
HAITI.....	4 178	124 317	124 318	128 604	28 728	686 074	686 075	705 969
DOM REP.....	-	-	-	-	655	6 753	6 753	7 023
TRINID.....	377	25 421	25 421	26 275	2 419	176 930	176 930	183 620
COLOMB.....	3 265	192 763	192 767	204 247	9 276	512 251	512 310	537 164
FINLAND.....	3	610	610	637	221	8 290	8 767	9 290
U KING.....	201	64 407	64 407	70 757	917	290 002	290 118	313 799
FRANCE.....	275	48 611	48 626	50 320	2 217	348 843	349 991	367 264
W GERM.....	-	-	-	-	44	16 634	16 669	19 498
AUSTRIA.....	61	3 708	3 737	3 927	361	43 373	43 670	46 694
ITALY.....	4	3 164	3 198	3 382	86	15 683	15 768	16 973
SRI LKA.....	-	-	-	-	9 431	142 432	142 432	155 993
THAILND.....	122	4 453	4 676	5 488	34 019	471 030	474 317	510 551
SINGAPR.....	590	16 164	16 164	16 786	16 224	312 072	311 000	328 497
PHIL R.....	4 881	58 846	58 846	63 169	31 508	430 799	430 635	473 045
MACAO.....	-	-	-	-	12 432	244 394	238 417	254 896
KOR REP.....	9 055	333 954	339 333	397 957	48 517	1 306 713	1 318 978	1 508 444
HG KONG.....	7 373	230 549	230 765	255 406	32 025	1 049 704	1 045 560	1 135 124
CHINA T.....	672	23 715	23 978	30 264	41 707	1 001 419	1 006 685	1 104 676
JAPAN.....	3 547	144 468	147 996	165 659	14 058	575 472	581 166	640 735
OTH CTY.....	37	1 632	1 632	1 966	509	27 976	27 882	29 936
TOTAL.....	40 131	1 661 543	1 670 194	1 813 227	318 606	9 432 168	9 442 414	10 136 442
8411532	BLOUSES, COTTON, WOMENS, GIRLS, AND INFANTS NOT KNIT, ETC							(DOZ)
CANADA.....	3	266	268	268	132	9 218	9 513	9 572
MEXICO.....	2 317	57 276	57 446	62 286	7 558	207 070	207 738	220 009
GUATMAL.....	54	2 171	2 171	2 740	145	5 463	5 463	6 440
SALVADR.....	604	19 962	19 731	20 523	2 181	78 544	78 313	80 936
NICARAG.....	-	-	-	-	1 148	37 067	37 176	38 887
C RICA.....	-	-	-	-	519	5 936	5 936	6 183
HAITI.....	10	380	380	404	6 879	34 164	34 164	35 362
DOM REP.....	6 527	32 622	32 868	34 433	6 527	32 622	32 868	34 433
COLOMB.....	99	6 673	6 673	6 830	107	7 473	7 473	7 639
ECUADOR.....	35	1 299	1 299	1 460	105	6 447	6 447	6 922
SWEDEN.....	20	3 366	3 366	3 452	85	8 560	8 303	8 632
FINLAND.....	250	13 596	13 596	14 607	466	39 837	39 837	41 914
DENMARK.....	9	1 816	1 816	1 855	208	17 356	17 356	18 150
U KING.....	241	25 619	25 633	27 504	780	68 221	68 431	74 894
IRELAND.....	7	898	898	1 055	615	78 989	79 008	86 862
BELGIUM.....	38	4 544	4 544	4 770	63	9 919	9 919	10 435
FRANCE.....	986	126 270	126 984	135 381	5 652	847 940	856 467	903 036
W GERM.....	23	3 254	3 254	3 493	364	21 761	21 731	23 875
AUSTRIA.....	-	-	-	-	258	6 847	6 847	8 556
SWITZLD.....	28	4 889	4 889	5 082	72	7 252	7 251	7 769
SPAIN.....	7	963	963	1 062	579	14 831	14 831	16 090
ITALY.....	251	28 587	28 681	30 740	1 777	188 219	188 927	200 991
YUGOSLV.....	312	20 729	20 729	22 505	1 140	73 491	73 491	79 233
GREECE.....	958	43 937	43 937	46 556	2 529	116 409	116 409	133 238
ROMANIA.....	58	5 983	5 983	6 432	177	22 098	22 098	23 589
TURKEY.....	1 028	44 479	44 479	49 823	5 755	239 177	239 397	265 298
IRAN.....	-	-	-	-	167	5 508	5 508	7 166
ISRAEL.....	276	24 429	24 429	25 794	1 567	98 639	98 856	106 130
JORDAN.....	-	-	-	-	179	5 969	5 969	7 915
AFGHAN.....	416	13 388	13 388	16 083	680	23 232	23 232	27 825
INDIA.....	128 435	3 682 276	3 679 423	4 267 248	429 727	12 283 562	12 284 115	14 219 974
PAKISTN.....	4 633	84 489	84 488	109 814	17 358	318 593	317 493	392 568
THAILND.....	13	1 366	1 366	1 449	1 356	37 940	37 990	40 281
LAOS.....	270	8 850	8 854	10 285	270	8 850	8 854	10 285
MALAYSA.....	14	368	368	467	8 258	113 003	113 003	132 097
INDNSIA.....	188	4 262	4 262	5 147	643	13 883	13 933	17 409
PHIL R.....	1 420	12 648	12 621	15 379	8 148	76 763	77 197	90 166
MACAO.....	847	27 693	29 286	30 611	1 506	48 687	50 280	56 484
KOR REP.....	149	3 863	3 863	4 368	14 806	182 264	189 181	213 292
HG KONG.....	44 160	1 158 577	1 181 700	1 319 476	306 975	6 830 270	6 881 568	7 570 025
CHINA T.....	19 977	294 527	295 347	336 042	44 746	820 771	824 914	943 607
JAPAN.....	2 329	27 920	27 932	30 579	9 326	116 565	118 801	126 518
MOROC.....	714	13 568	13 568	15 210	1 631	46 131	46 131	54 020
OTH CTY.....	138	4 422	4 422	5 277	799	26 078	26 078	29 968
TOTAL.....	217 844	5 812 225	5 835 905	6 676 490	893 963	23 241 619	23 318 497	26 394 695
8411535	BLOUSES WOOL OR MANMADE FIBERS WOMENS, GIRLS, INFANTS NOT KNIT							(LB)
CANADA.....	434	7 228	7 285	7 285	1 580	19 312	19 539	19 542
MEXICO.....	30 235	372 948	372 945	372 945	99 088	1 287 053	1 287 607	1 288 377
SALVADR.....	8 271	60 187	59 767	62 118	36 329	311 464	336 869	321 148

Table 2. Schedule A Commodity by Country of Origin,
Customs Value, F.a.s. and C.i.f.—Continued

(For information on coverage, definitions of Customs, f.a.s., and c.i.f. values, see Explanation of Statistics. Shipments valued less than \$251 are shown only under Schedule A commodity number 990.0000 and excluded from all other commodities. OTH CTY represents total for countries averaging under \$1,000 per month based on Customs Value)

Country of origin	Schedule A commodity number, description and unit of quantity							
	Net quantity	Current month			Net quantity	Cumulative, January to date		
		Value (dollars)				Value (dollars)		
	Customs	F.a.s.	C.i.f.	Customs	F.a.s.	C.i.f.		
NICARAG.....	4 332	50 422	50 422	52 423	15 915	182 598	182 586	189 925
C RICA.....	643	5 543	5 543	5 744	9 761	58 267	58 290	60 476
HAITI.....	4 249	11 400	11 401	12 066	46 802	136 157	136 963	145 424
DOM REP.....	8 339	41 393	40 249	41 658	30 842	143 314	142 170	148 334
COLOMB.....	9 785	84 790	84 886	87 750	52 380	415 518	415 615	430 194
DENMARK.....	1	251	251	277	136	5 779	5 779	6 039
U KING.....	181	2 681	2 681	2 884	572	15 332	15 473	16 484
IRELAND.....	119	4 609	4 809	5 027	290	11 493	11 493	12 076
BELGIUM.....	108	4 460	4 460	4 746	221	10 793	10 930	11 586
FRANCE.....	3 147	100 978	100 697	105 840	22 737	868 064	870 194	909 683
W GERM.....	38	1 257	1 257	1 295	752	10 049	10 049	10 419
POLAND.....	-	-	-	-	1 355	7 972	7 972	8 857
SPAIN.....	-	-	-	-	526	5 453	5 453	5 996
ITALY.....	1 253	27 907	27 908	30 211	4 920	116 773	117 079	125 499
GREECE.....	-	-	-	-	453	5 805	5 805	6 202
ISRAEL.....	81	1 466	1 525	1 693	3 722	73 963	74 022	81 984
INDIA.....	281	1 941	1 941	2 344	3 686	23 474	23 474	27 381
SRI LKA.....	-	-	-	-	1 035	5 431	5 431	7 537
THAILND.....	3 424	9 332	9 332	10 051	50 421	302 555	313 583	345 787
MALAYSA.....	-	-	-	-	34 861	182 250	185 746	211 062
SINGAPR.....	-	-	-	-	2 518	11 504	11 551	14 102
PHIL R.....	847	4 563	4 511	5 157	54 892	445 683	445 568	490 665
KOR REP.....	149 869	717 236	716 787	813 987	487 061	2 498 531	2 498 694	2 839 249
HG KONG.....	106 472	688 967	693 283	740 491	252 940	2 044 075	2 052 781	2 239 809
CHINA T.....	51 340	236 472	238 439	268 307	459 385	2 558 704	2 586 634	2 879 964
JAPAN.....	13 784	78 572	80 542	86 411	98 798	580 817	592 900	656 573
MOROC.....	460	3 168	3 168	3 929	970	5 943	5 943	7 011
OTH CTY.....	371	3 206	3 206	3 760	2 461	19 074	19 074	21 690
TOTAL.....	398 064	2 521 177	2 527 295	2 728 399	1 777 429	12 363 195	12 455 267	13 539 075
8411538	BLOUSES SILK WOMENS GIRLS INFANTS NOT ORNAMENTED NOT KNIT ETC						(DOZ)	
U KING.....	-	-	-	-	30	6 312	6 380	6 637
FRANCE.....	218	54 981	55 015	56 946	1 661	493 902	495 060	509 926
ITALY.....	106	44 401	44 450	48 122	640	266 777	271 167	285 176
INDIA.....	-	-	-	-	101	7 368	7 368	8 069
HG KONG.....	223	22 755	22 756	24 147	595	63 357	63 358	68 922
OTH CTY.....	23	5 208	5 208	5 460	114	18 806	18 826	19 670
TOTAL.....	570	127 345	127 429	134 675	3 141	856 522	862 159	898 400
8411542	DRESSES, COTTON, WOMENS, GIRLS, AND INFANTS NOT KNIT NES						(DOZ)	
CANADA.....	83	3 818	3 835	3 848	266	15 387	15 083	15 133
MEXICO.....	273	40 253	40 431	42 326	1 176	180 697	181 501	188 909
GUATMAL.....	42	4 582	4 582	4 992	291	11 273	11 273	12 124
SALVADR.....	439	22 827	22 827	23 966	1 067	53 949	53 949	56 148
C RICA.....	2 026	51 001	51 001	52 697	3 806	89 342	89 342	92 215
JAMAICA.....	6	828	828	840	330	14 877	14 877	15 472
HAITI.....	732	14 183	14 183	14 583	3 679	86 148	86 154	88 018
BARBADO.....	1 836	52 463	52 464	55 498	7 722	201 034	201 034	208 794
COLOMB.....	140	5 866	5 883	6 148	304	10 111	10 128	10 590
GUYANA.....	1 993	40 890	40 909	42 368	6 157	149 576	149 595	155 057
SWEDEN.....	20	5 052	5 052	5 397	128	21 763	22 436	24 074
FINLAND.....	266	59 960	59 960	62 557	1 184	236 160	237 300	248 351
DENMARK.....	13	3 809	3 809	3 911	155	27 774	27 664	28 883
U KING.....	63	20 313	20 313	21 561	395	94 881	96 045	102 813
FRANCE.....	725	161 565	162 522	171 644	3 202	815 387	814 020	859 563
W GERM.....	14	4 034	4 034	4 319	58	8 821	8 821	9 424
AUSTRIA.....	-	-	-	-	82	6 274	6 274	7 224
POLAND.....	3	712	712	839	58	9 131	9 131	10 193
ITALY.....	47	12 796	12 954	13 866	449	112 617	113 525	120 634
YUGOSLV.....	-	-	-	-	167	12 481	12 481	13 525
GREECE.....	156	15 446	15 446	16 768	510	49 208	49 211	53 215
TURKEY.....	157	12 106	12 106	13 547	933	63 822	63 832	71 505
ISRAEL.....	34	5 614	5 688	5 982	269	37 325	37 545	39 951
JORDAN.....	-	-	-	-	138	8 899	8 899	10 313
AFGHAN.....	125	6 229	6 229	8 530	444	24 474	24 475	30 577
INDIA.....	10 571	442 592	439 976	510 328	34 657	1 450 951	1 445 033	1 693 099
PAKISTN.....	363	9 064	9 064	12 425	2 832	85 233	85 241	106 373
THAILND.....	323	36 584	36 852	41 143	869	126 384	126 632	140 639
PHIL R.....	2 777	33 069	33 069	35 457	35 564	400 235	399 768	439 125
KOR REP.....	1 460	47 441	47 441	50 041	5 215	163 151	163 151	171 070
HG KONG.....	7 222	389 699	405 429	446 048	17 729	1 030 234	1 043 444	1 155 367
JAPAN.....	88	3 332	3 332	3 782	1 465	106 665	106 581	110 645
MOROC.....	470	27 772	27 772	31 433	1 150	64 028	64 028	73 431
REP SAF.....	-	-	-	-	108	5 516	5 516	7 363
OTH CTY.....	138	15 337	15 369	17 769	559	40 635	40 736	45 808
TOTAL.....	32 605	1 549 237	1 564 072	1 724 613	133 118	5 814 437	5 824 729	6 415 625
8411544	DRESSES WOOL WOMENS GIRLS INFANTS NOT ORNAMENTED NOT KNIT						(NO)	
IRELAND.....	31	2 658	2 658	2 741	823	26 910	26 910	27 434
FRANCE.....	27	2 432	2 432	2 612	1 424	95 586	95 710	100 851
ITALY.....	3	304	304	318	471	37 108	37 239	39 014
HG KONG.....	67	1 427	1 427	1 537	386	8 201	8 201	9 135
OTH CTY.....	183	5 128	5 128	5 262	877	16 673	16 728	17 194
TOTAL.....	311	11 949	11 949	12 470	3 981	184 478	184 788	193 628

Table 2. Schedule A Commodity by Country of Origin,
Customs Value, F.a.s. and C.i.f.—Continued

(For information on coverage, definitions of Customs, f.a.s., and c.i.f. values, see Explanation of Statistics. Shipments valued less than \$251 are shown only under Schedule A commodity number 990.0000 and excluded from all other commodities. OTH CTY represents total for countries averaging under \$1,000 per month based on Customs Value)

Country of origin	Schedule A commodity number, description and unit of quantity							
	Current month				Cumulative, January to date			
	Net quantity	Value (dollars)			Net quantity	Value (dollars)		
Customs		F.a.s.	C.i.f.	Customs		F.a.s.	C.i.f.	
8411546	DRESSES MAN-MADE FIBERS WOMENS GIRLS INFANTS NOT KNIT							(DOZ)
MEXICO.....	697	68 610	68 610	68 610	2 431	244 554	244 574	244 711
SALVADR.....	1 323	62 711	62 811	64 845	4 110	190 551	190 749	197 836
HONDURA.....	-	-	-	-	575	9 728	9 728	9 938
C RICA.....	2 543	56 343	54 343	55 939	12 473	252 177	250 188	257 967
JAMAICA.....	-	-	-	-	2 045	54 532	54 532	56 062
HAITI.....	2 424	56 703	53 238	55 495	19 162	393 288	391 218	403 017
BARBADO.....	2 743	70 949	70 951	74 034	15 891	422 034	422 418	435 910
COLOMB.....	2 310	69 399	69 581	73 647	3 373	101 639	101 821	107 230
GUYANA.....	3 282	79 236	79 254	82 471	12 867	340 762	342 030	356 172
SWEDEN.....	8	2 131	2 131	2 262	31	6 403	6 403	6 897
DENMARK.....	-	-	-	-	10	10 495	10 495	10 911
U KING.....	26	7 523	7 548	8 010	1 141	50 502	50 874	54 110
FRANCE.....	96	37 373	38 037	39 666	786	313 681	316 523	331 295
W GERM.....	22	5 559	5 563	8 761	47	17 852	17 856	21 358
POLAND.....	-	-	-	-	59	8 072	8 072	9 380
SPAIN.....	112	4 140	4 140	4 481	678	35 961	35 978	39 236
PORTUGL.....	-	-	-	-	109	10 509	10 530	11 012
ITALY.....	13	5 868	5 868	6 413	199	80 057	79 839	84 797
ISRAEL.....	2	904	952	988	10	5 941	6 015	6 274
INDIA.....	151	5 802	5 802	6 744	527	27 396	27 397	31 868
PHIL R.....	23 358	254 159	253 930	281 241	121 259	1 269 339	1 265 703	1 418 399
HG KONG.....	5 735	182 821	183 439	205 048	15 697	746 620	746 993	812 454
CHINA T.....	-	-	-	-	300	8 055	8 055	10 680
JAPAN.....	162	4 857	4 857	6 037	3 613	61 559	61 559	66 554
MOROC.....	78	3 363	3 363	3 824	504	21 285	21 285	24 717
MADEIRA.....	43	1 700	1 763	1 846	311	11 858	11 991	12 508
OTH CTY.....	-	-	-	-	346	24 151	24 185	25 951
TOTAL.....	45 128	980 151	976 181	1 050 362	218 571	4 719 275	4 717 011	5 047 784
8411548	DRESSES SILK WOMENS GIRLS INFANTS NOT ORNAMENTED NOT KNIT ETC							(DOZ)
U KING.....	7	2 918	2 940	3 028	15	17 622	17 867	18 399
FRANCE.....	29	31 966	32 598	33 935	274	221 471	223 142	232 785
ITALY.....	9	24 830	24 837	25 640	123	180 598	180 341	186 685
INDIA.....	12	736	736	796	126	32 760	31 951	35 537
THAILND.....	-	-	-	-	22	8 856	8 863	9 259
HG KONG.....	202	38 433	38 552	42 473	739	163 645	164 585	178 713
JAPAN.....	6	16 519	13 721	16 894	26	42 017	38 662	43 097
OTH CTY.....	1	405	405	412	26	13 168	13 168	13 687
TOTAL.....	266	115 807	113 789	123 178	1 351	680 137	678 579	718 162
8411552	SKIRTS, COTTON, WOMENS, GIRLS, AND INFANTS, NOT KNIT							(DOZ)
CANADA.....	156	7 720	7 726	7 726	1 115	61 645	62 362	62 418
MEXICO.....	186	8 535	8 551	8 637	475	26 551	26 567	28 077
GUATMAL.....	477	25 460	25 460	26 875	1 046	49 484	48 999	53 184
SALVADR.....	-	-	-	-	173	5 067	5 066	5 415
DOM REP.....	-	-	-	-	225	5 950	5 950	6 246
SWEDEN.....	10	1 672	1 672	1 765	56	10 248	10 248	11 055
FINLAND.....	35	4 459	4 498	4 696	181	27 629	27 716	28 779
DENMARK.....	19	3 172	3 172	3 328	166	23 220	23 220	24 647
U KING.....	98	14 672	14 672	15 345	543	49 519	49 581	53 041
NETHLDS.....	-	-	-	-	437	26 860	26 859	28 022
BELGIUM.....	12	2 885	2 885	3 075	27	6 184	6 021	6 352
FRANCE.....	787	142 220	143 148	151 468	5 189	941 886	949 312	1 001 089
W GERM.....	4	840	840	913	131	10 571	10 571	11 563
SPAIN.....	2	288	288	316	174	11 427	11 430	12 144
ITALY.....	147	18 730	18 798	19 849	1 250	212 669	214 016	226 369
YUGOSLV.....	313	18 201	18 201	19 735	1 068	59 724	59 724	64 933
GREECE.....	48	3 274	3 274	3 532	278	18 876	18 876	20 355
TURKEY.....	185	14 598	14 598	15 790	1 430	74 238	74 278	83 967
ISRAEL.....	99	6 125	6 241	6 830	1 078	77 912	77 441	85 121
AFGHAN.....	130	6 141	6 141	7 835	445	18 193	18 193	23 147
INDIA.....	9 385	380 412	380 735	443 222	34 857	1 324 033	1 323 758	1 549 785
PAKISTN.....	237	6 921	6 921	9 597	765	23 285	23 285	30 316
THAILND.....	22	2 579	2 579	2 891	94	11 284	11 284	12 139
SINGAPR.....	-	-	-	-	279	7 617	7 617	7 628
HG KONG.....	11 407	463 827	469 609	549 021	26 493	1 057 756	1 066 085	1 221 426
CHINA T.....	33	1 184	1 184	1 364	1 039	28 716	29 584	33 903
JAPAN.....	4	1 426	1 426	1 485	3 052	60 494	60 889	66 631
OTH CTY.....	142	9 578	9 578	10 839	404	22 207	22 225	25 894
TOTAL.....	23 938	1 144 919	1 152 197	1 316 134	62 470	4 253 245	4 271 157	4 783 646
8411555	SKIRTS WOOL OR MANMADE FIBERS WOMENS GIRLS INFANTS NOT KNIT							(LB)
CANADA.....	654	13 326	13 331	13 345	2 292	28 023	28 061	28 086
MEXICO.....	5 079	22 718	22 719	22 719	16 403	108 055	108 157	108 157
SALVADR.....	1 370	8 481	8 482	8 771	4 549	26 002	26 003	26 782
HAITI.....	3 140	7 303	7 303	7 423	3 140	7 303	7 303	7 423
COLOMB.....	-	-	-	-	7 269	31 366	31 366	32 595
SWEDEN.....	8	332	332	382	374	10 164	10 065	10 481
DENMARK.....	-	-	-	-	185	6 439	6 439	6 717
U KING.....	833	10 913	10 991	12 204	6 647	107 781	107 971	113 937
BELGIUM.....	33	1 218	1 218	1 275	184	8 416	8 596	9 025
FRANCE.....	5 328	115 400	115 176	122 523	51 106	1 203 408	1 204 689	1 263 918
W GERM.....	19	611	611	657	3 500	43 332	43 332	45 962
ITALY.....	672	14 918	14 906	15 832	3 086	89 273	89 492	95 375
INDIA.....	434	1 970	1 970	2 392	1 822	8 499	8 499	10 253

Table 2. Schedule A Commodity by Country of Origin,
Customs Value, F.a.s. and C.i.f.—Continued

(For information on coverage, definitions of Customs, f.a.s., and c.i.f. values, see Explanation of Statistics. Shipments valued less than \$251 are shown only under Schedule A commodity number 990.0000 and excluded from all other commodities. OTH CTY represents total for countries averaging under \$1,000 per month based on Customs Value)

Country of origin	Schedule A commodity number, description and unit of quantity								
	Current month				Cumulative, January to date				
	Net quantity	Value (dollars)			Net quantity	Value (dollars)			
Customs		F.a.s.	C.i.f.	Customs		F.a.s.	C.i.f.		
KOR REP.....	1 621	6 907	6 907	8 479	3 372	13 909	14 013	16 704	
HG KONG.....	2 222	39 629	39 712	43 323	6 924	101 983	102 542	112 406	
JAPAN.....	2 215	13 703	14 429	15 477	27 018	111 700	116 526	124 501	
OTH CTY.....	748	5 617	5 689	6 098	4 017	32 331	33 985	36 716	
TOTAL.....	24 376	263 046	263 776	280 900	141 888	1 937 984	1 947 039	2 049 038	
8411562	TROUSERS, SLACKS, AND SHORTS ETC, COTTON WOMENS, GIRLS, AND INFANTS, NOT KNIT						(DOZ)		
CANADA.....	1 446	94 894	96 286	96 343	8 424	557 444	599 177	599 480	
MEXICO.....	30	1 536	1 536	1 536	2 939	132 514	132 945	133 003	
GUATMAL.....	100	2 797	2 797	2 797	324	13 667	13 667	14 200	
BELIZE.....	126	4 087	4 091	4 183	606	19 808	19 826	20 260	
SALVADR.....	176	6 970	6 970	7 236	462	13 772	13 774	14 357	
NICARAG.....	622	25 598	25 598	27 104	3 190	130 804	130 804	139 121	
HAITI.....	479	5 137	5 138	5 281	10 850	84 081	74 168	77 489	
DOM REP.....	6 487	36 933	37 170	38 872	9 023	58 991	59 030	61 554	
COLOMB.....	103	4 841	4 841	4 928	120	5 225	5 225	5 352	
BRAZIL.....	74	3 383	3 383	3 604	422	18 754	18 754	20 624	
URUGUAY.....	-	-	-	-	133	9 760	9 760	11 733	
FINLAND.....	7	875	901	951	51	7 494	7 520	7 792	
DENMARK.....	31	4 864	4 890	5 306	502	41 843	41 871	45 098	
U KING.....	42	6 769	6 769	7 295	240	32 651	32 770	36 382	
FRANCE.....	2 545	396 726	398 655	437 932	13 671	1 976 360	1 988 646	2 145 665	
W GERM.....	25	2 822	2 822	3 032	199	28 857	28 857	30 949	
POLAND.....	-	-	-	-	346	18 154	18 154	23 994	
SPAIN.....	243	16 263	16 263	17 039	1 013	70 084	70 089	75 629	
ITALY.....	336	51 431	51 432	55 535	1 365	215 859	214 918	231 975	
YUGOSLV.....	999	61 405	61 405	66 694	5 546	296 406	296 406	319 370	
TURKEY.....	133	5 959	5 959	6 625	399	18 886	18 886	21 007	
ISRAEL.....	557	42 152	42 215	46 123	1 902	145 612	146 901	160 816	
INDIA.....	6 175	205 372	205 330	236 489	20 438	655 299	655 719	767 951	
PAKISTN.....	28	2 010	2 010	2 592	114	6 243	6 243	7 666	
THAILND.....	4 567	46 362	46 362	53 143	7 636	128 962	128 815	140 630	
SINGAPR.....	224	18 765	18 765	19 503	2 432	62 994	63 115	66 741	
PHIL R.....	1 396	14 381	14 381	16 499	2 198	22 062	22 062	24 754	
MACAO.....	597	23 877	23 877	32 734	4 840	140 646	140 646	173 863	
CHINA M.....	-	-	-	-	944	9 619	9 619	10 332	
KOR REP.....	1 368	50 695	51 040	56 478	9 713	272 498	276 126	298 035	
HG KONG.....	164 923	3 976 618	4 044 023	4 562 218	938 259	20 293 443	20 463 491	22 262 085	
CHINA T.....	26 480	406 204	409 739	461 919	146 775	1 910 211	1 929 917	2 158 245	
JAPAN.....	29 542	454 920	460 055	497 319	150 449	2 271 330	2 313 387	2 446 920	
OTH CTY.....	377	13 234	13 349	15 029	1 180	38 066	38 190	43 353	
TOTAL.....	250 238	5 987 880	6 068 052	6 792 506	1 346 705	29 708 399	29 989 478	32 596 425	
8411564	TROUSERS, SLACKS AND OUTER SHORTS, WOOL, WOMENS, GIRLS, INFANTS, NOT KNIT, NOT ORN						(NO)		
CANADA.....	419	6 891	6 891	6 891	1 656	19 905	19 958	20 287	
COLOMB.....	5 890	32 172	32 172	33 311	5 890	32 172	32 172	33 311	
SWEDEN.....	-	-	-	-	1 138	15 279	15 279	16 035	
U KING.....	125	2 791	2 800	2 914	3 715	56 836	56 976	59 926	
FRANCE.....	15 212	240 088	239 966	253 792	73 951	1 144 684	1 146 036	1 208 147	
W GERM.....	362	5 785	5 785	6 033	378	6 261	6 261	6 538	
ITALY.....	1 559	23 509	23 509	24 890	6 174	127 367	128 455	137 224	
KOR REP.....	227	1 603	1 603	1 975	1 227	6 203	6 203	7 728	
HG KONG.....	58	441	441	496	822	9 044	9 044	10 227	
OTH CTY.....	1 476	7 121	7 121	7 267	2 314	17 483	17 486	18 543	
TOTAL.....	25 328	320 401	320 288	337 569	97 265	1 435 234	1 437 870	1 517 966	
8411566	TROUSERS, SLACKS AND OUTER SHORTS, MANMADE FIBERS, WOMENS, GIRLS, INFANTS, NOT KNIT						(DOZ)		
CANADA.....	139	11 801	11 836	11 877	268	25 416	25 620	25 831	
MEXICO.....	38 763	1 410 641	1 385 418	1 385 498	158 447	5 686 875	5 666 000	5 665 799	
BELIZE.....	167	4 989	4 993	5 104	179	5 332	5 336	5 455	
SALVADR.....	3 727	131 315	131 315	134 208	10 731	391 268	390 203	398 227	
C RICA.....	-	-	-	-	6 005	51 326	51 328	53 873	
HAITI.....	12 587	72 137	72 119	76 434	82 286	496 614	501 405	531 834	
DOM REP.....	1 644	19 829	20 053	21 014	2 637	33 308	33 576	35 085	
TRINID.....	370	16 768	16 768	17 336	2 170	110 538	110 538	114 507	
COLOMB.....	3 536	141 930	142 230	150 525	12 527	457 068	457 358	480 971	
U KING.....	452	68 573	68 573	71 517	1 290	203 857	203 855	212 774	
NETHLD.....	-	-	-	-	28	8 086	8 086	8 135	
FRANCE.....	623	78 021	78 083	84 655	3 561	541 654	544 338	585 480	
W GERM.....	42	17 452	17 452	18 220	579	99 226	100 331	105 688	
AUSTRIA.....	61	3 690	3 717	3 943	386	48 304	48 517	51 499	
SPAIN.....	33	2 512	2 512	3 121	66	5 809	5 809	6 828	
ITALY.....	40	6 904	6 904	7 536	181	33 885	33 907	37 783	
INDIA.....	167	3 934	3 934	4 942	374	8 866	8 866	10 880	
THAILND.....	5 002	69 300	69 300	75 472	15 232	232 405	232 405	249 307	
SINGAPR.....	300	33 311	33 311	34 348	13 948	291 005	286 004	302 876	
PHIL R.....	3 216	21 850	21 850	24 918	12 869	67 332	66 817	74 577	
KOR REP.....	178	8 746	8 746	9 416	3 200	101 542	102 959	112 269	
HG KONG.....	8 082	358 549	364 920	402 722	44 435	1 722 970	1 754 190	1 920 515	
CHINA T.....	4 899	101 659	102 550	117 002	19 834	515 080	517 651	606 330	
JAPAN.....	15 991	666 148	689 950	737 794	101 345	3 565 624	3 664 521	3 947 807	
OTH CTY.....	-	-	-	-	71	9 739	9 581	10 129	
TOTAL.....	100 019	3 250 059	3 256 534	3 397 602	492 649	14 713 129	14 829 201	15 554 459	
8411568	TROUSERS ETC SILK WOMENS GIRLS INFANTS NOT ORNAMENTED NOT KNIT NES						(DOZ)		
FRANCE.....	11	6 015	6 053	6 348	16	7 973	8 012	8 416	

Table 2. Schedule A Commodity by Country of Origin,
Customs Value, F.a.s. and C.i.f.—Continued

(For information on coverage, definitions of Customs, f.a.s., and c.i.f. values, see Explanation of Statistics. Shipments valued less than \$251 are shown only under Schedule A commodity number 990.0000 and excluded from all other commodities. OTH CTY represents total for countries averaging under \$1,000 per month based on Customs Value)

Country of origin	Schedule A commodity number, description and unit of quantity								
	Current month				Cumulative, January to date				
	Net quantity	Value (dollars)			Net quantity	Value (dollars)			
Customs		F.a.s.	C.i.f.	Customs		F.a.s.	C.i.f.		
ITALY.....	7	4 513	4 513	4 630	20	13 620	13 620	14 204	
HG KONG.....	66	5 903	5 903	6 313	216	20 946	20 947	22 781	
OTH CTY.....	-	-	-	-	24	5 850	5 850	6 072	
TOTAL.....	84	16 431	16 469	17 291	276	48 389	48 429	51 473	
8411572	ROBES, DRESSING GOWNS, ETC, COTTON, WOMENS, GIRLS, AND INFANTS NOT KNIT							(DUZ)	
MEXICO.....	100	4 308	4 408	4 408	131	5 734	5 834	5 852	
SALVADR.....	384	12 019	12 019	12 278	6 548	171 359	171 359	175 489	
C RICA.....	-	-	-	-	5 552	125 443	125 500	128 942	
BRAZIL.....	-	-	-	-	62	10 508	10 508	11 033	
FRANCE.....	5	2 134	2 134	2 500	47	12 729	12 769	13 996	
ITALY.....	-	-	-	-	15	12 274	12 273	12 962	
GREECE.....	17	1 464	1 464	1 614	127	11 156	11 156	12 447	
ISRAEL.....	-	-	-	-	86	15 064	15 064	16 026	
INDIA.....	143	5 334	5 334	6 355	1 210	33 915	33 715	41 842	
PAKISTN.....	336	16 620	16 620	20 362	815	52 272	52 272	63 776	
PHIL R.....	300	9 555	9 555	9 962	2 100	67 671	54 839	61 549	
HG KONG.....	222	4 316	4 316	4 644	1 536	51 079	52 911	56 917	
CHINA T.....	-	-	-	-	115	6 240	6 268	7 601	
JAPAN.....	-	-	-	-	1 747	100 345	100 365	105 513	
OTH CTY.....	175	5 061	5 061	5 529	368	18 013	18 036	20 341	
TOTAL.....	1 682	60 811	60 911	67 652	20 459	693 802	682 869	734 286	
8411575	DRESSING GOWNS WOOL OR MANMADE FIBERS WOMENS GIRLS AND INFANTS NOT KNIT							(LB)	
HAITI.....	-	-	-	-	14 665	53 474	53 741	55 370	
FRANCE.....	20	1 365	1 406	1 565	373	15 814	15 855	16 627	
ITALY.....	28	1 586	1 576	1 678	251	8 409	8 399	9 027	
PHIL R.....	10 899	29 703	29 703	38 981	40 543	152 507	151 692	190 192	
CHINA M.....	2 086	11 847	11 929	12 333	3 174	16 024	16 155	16 784	
HG KONG.....	510	5 274	5 308	6 440	2 233	22 589	22 623	25 923	
JAPAN.....	2 650	17 599	18 047	18 557	10 606	102 544	103 324	106 880	
MOROC.....	-	-	-	-	1 187	8 301	8 301	9 162	
OTH CTY.....	14	259	259	281	649	4 637	4 637	4 964	
TOTAL.....	16 207	67 633	68 228	79 835	73 681	384 299	384 727	434 929	
8411578	DRESSING GOWNS SILK WOMENS GIRLS INFANTS NOT ORNAMENTED NOT KNIT ETC							(DOZ)	
FRANCE.....	-	430	430	439	5	6 475	6 495	6 706	
OTH CTY.....	-	-	-	-	7	1 526	1 559	1 668	
TOTAL.....	-	430	430	439	12	8 001	8 054	8 374	
8411591	PLAYSUITS, ETC, COTTON, WOMENS, GIRLS, AND INFANTS NOT KNIT NES							(DOZ)	
HAITI.....	270	4 606	4 606	4 836	1 443	12 255	12 255	12 829	
FINLAND.....	84	3 618	3 618	4 043	200	8 850	8 850	9 362	
U KING.....	-	-	-	-	612	7 490	7 490	7 967	
FRANCE.....	29	9 679	9 679	10 152	216	41 924	41 914	43 950	
ITALY.....	1	1 000	1 000	1 044	140	6 640	6 640	6 996	
ISRAEL.....	-	-	-	-	260	9 937	9 937	10 631	
INDIA.....	299	5 763	5 763	6 870	1 173	25 917	25 717	30 379	
PHIL R.....	5 521	46 964	47 037	52 240	37 963	352 009	351 848	400 173	
SO ASIA.....	-	-	-	-	1 187	9 296	9 296	10 375	
KOR REP.....	12 675	176 466	180 668	193 732	22 039	287 190	294 836	314 589	
HG KONG.....	15 544	266 557	267 680	285 295	65 764	1 230 270	1 221 142	1 300 469	
CHINA T.....	3 233	41 606	41 606	52 423	14 786	233 247	233 834	302 802	
JAPAN.....	5 728	59 739	59 852	63 587	9 559	116 932	117 044	123 705	
OTH CTY.....	28	4 174	4 189	4 511	437	15 444	15 459	16 842	
TOTAL.....	43 412	620 172	625 698	678 733	155 779	2 357 401	2 356 262	2 591 269	
8411592	WEARING APPAREL, OTHER, COTTON, WOMENS, GIRLS, AND INFANTS, NOT KNIT							(LB)	
CANADA.....	359	2 612	2 621	2 621	5 727	40 229	41 081	41 126	
MEXICO.....	240	745	752	752	11 570	48 129	48 364	48 857	
SALVADR.....	8 064	31 308	30 911	31 861	10 806	48 505	47 513	49 120	
HONDURA.....	-	-	-	-	2 975	8 700	8 700	8 849	
C RICA.....	236	1 772	1 772	1 847	1 677	10 910	10 910	11 256	
GUYANA.....	-	-	-	-	956	7 377	7 377	7 677	
BRAZIL.....	865	7 123	7 123	7 652	4 982	22 446	22 446	24 778	
FINLAND.....	40	592	592	662	451	55 276	55 275	57 427	
DENMARK.....	47	1 019	1 019	1 170	489	6 498	6 498	7 142	
U KING.....	561	6 292	6 292	6 740	2 084	23 997	24 033	25 982	
IRELAND.....	256	8 732	8 732	9 719	670	19 250	19 265	20 577	
NETHLDs.....	-	-	-	-	1 303	9 031	9 031	10 203	
BELGIUM.....	23	311	311	332	7 004	32 935	33 013	34 376	
FRANCE.....	4 238	107 073	106 975	115 611	21 317	546 936	549 517	586 472	
W GERM.....	49	2 062	2 064	2 176	3 306	23 058	17 551	23 797	
AUSTRIA.....	-	-	-	-	2 357	13 711	13 711	14 688	
HUNGARY.....	-	-	-	-	15 640	52 023	52 245	52 245	
POLAND.....	-	-	-	-	3 231	30 073	30 073	39 662	
ITALY.....	1 452	36 499	36 749	38 265	11 287	234 884	235 413	248 613	
YUGOSLV.....	-	-	-	-	22 371	203 370	203 370	213 483	
GREECE.....	674	3 740	3 740	4 205	1 797	15 964	15 964	17 368	
TURKEY.....	1 020	4 340	4 340	4 670	2 816	13 646	13 646	15 040	
ISRAEL.....	126	1 317	1 414	1 618	3 066	29 534	29 850	32 993	
INDIA.....	91 424	1 106 578	1 106 730	1 274 140	272 944	3 686 816	3 687 409	4 257 363	
PAKISTN.....	7 870	10 815	10 815	12 071	13 907	48 516	48 516	59 095	
THAILND.....	309	1 705	1 711	2 071	2 363	15 866	15 872	19 040	
LAOS.....	-	-	-	-	538	11 797	11 797	14 288	

Table 2. Schedule A Commodity by Country of Origin, Customs Value, F.a.s. and C.i.f.—Continued

(For information on coverage, definitions of Customs, f.a.s., and c.i.f. values, see Explanation of Statistics. Shipments valued less than \$251 are shown only under Schedule A commodity number 990.0000 and excluded from all other commodities. OTH CTY represents total for countries averaging under \$1,000 per month based on Customs Value)

Country of origin	Schedule A commodity number, description and unit of quantity								
	Current month				Cumulative, January to date				
	Net quantity	Value (dollars)			Net quantity	Value (dollars)			
Customs		F.a.s.	C.i.f.	Customs		F.a.s.	C.i.f.		
INDNSIA.....	35 262	86 043	86 043	92 556	103 601	243 614	243 614	261 256	
PHIL R.....	66 375	257 304	255 877	283 779	310 126	1 345 783	1 341 474	1 470 259	
SO ASIA.....	-	-	-	-	2 710	9 639	9 639	10 758	
KOR REP.....	12 249	45 863	45 363	50 689	16 911	62 063	61 563	70 160	
HG KONG.....	193 610	689 764	694 114	772 981	898 342	3 057 789	3 050 813	3 375 894	
CHINA T.....	35 108	95 487	97 325	108 863	158 350	453 698	461 988	537 153	
JAPAN.....	12 428	37 649	37 649	39 792	83 062	339 692	339 644	367 989	
EGYPT.....	356	5 636	5 636	6 256	356	5 636	5 636	6 256	
MAURITN.....	-	-	-	-	6 852	21 672	21 672	22 366	
OTH CTY.....	567	6 493	6 493	6 894	4 522	30 331	30 284	33 967	
TOTAL.....	473 808	2 558 874	2 563 163	2 879 993	2 012 466	10 829 394	10 824 767	12 097 575	
8411594	WEARING APPAREL, OTHER, WOOL WOMENS GIRLS INFANTS NOT KNIT						(LB)		
CANADA.....	1 272	3 661	3 831	3 831	9 828	25 297	25 311	25 331	
SWEDEN.....	-	-	-	-	2 692	52 310	52 310	54 229	
U KING.....	989	15 644	15 596	16 828	2 875	58 788	58 872	62 222	
FRANCE.....	2 618	70 286	70 375	74 711	21 900	553 573	554 577	584 145	
W GERM.....	285	6 854	6 854	7 148	684	18 443	18 443	20 059	
ITALY.....	211	11 271	11 271	12 272	3 631	122 595	122 721	129 674	
KOR REP.....	-	-	-	-	1 109	6 240	6 240	6 929	
HG KONG.....	259	2 417	2 417	2 718	871	12 311	12 277	13 904	
OTH CTY.....	748	6 929	6 929	7 667	5 017	40 492	41 082	45 610	
TOTAL.....	6 382	117 062	117 273	125 175	48 607	890 549	891 833	942 103	
8411596	WEARING APPAREL, OTHER, MANMADE FIBERS WOMENS GIRLS INFANTS NOT KNIT						(LB)		
CANADA.....	2 173	17 422	17 498	17 527	3 908	32 320	32 481	32 772	
MEXICO.....	36 538	158 299	155 090	155 090	125 820	572 709	569 807	569 974	
SALVADR.....	7 338	35 984	35 984	37 037	15 286	107 364	107 023	110 372	
HONDURA.....	3 430	23 718	23 718	24 503	11 105	74 494	74 494	76 859	
NICARAG.....	-	-	-	-	360	5 744	5 750	5 963	
C RICA.....	925	7 830	7 863	8 166	8 621	65 856	66 015	67 985	
JAMAICA.....	3 046	5 600	5 600	5 747	7 168	13 937	13 939	14 380	
HAITI.....	40 961	99 889	99 888	105 985	133 902	340 136	339 337	362 960	
DOM REP.....	-	-	-	-	1 633	10 231	10 231	10 562	
BARBADO.....	-	-	-	-	4 310	33 474	33 474	34 911	
COLOMB.....	20 785	117 348	117 348	122 085	24 713	130 181	128 380	134 253	
GUYANA.....	-	-	-	-	4 527	31 976	31 976	33 339	
SWEDEN.....	18	499	499	525	1 885	37 046	37 046	38 514	
U KING.....	570	11 176	11 176	11 800	4 471	49 862	49 872	53 096	
FRANCE.....	5 028	125 428	126 032	132 781	29 436	853 762	856 187	899 074	
W GERM.....	462	4 796	4 818	5 704	2 706	46 028	46 315	50 560	
POLAND.....	659	2 619	2 619	4 087	15 182	90 789	90 789	109 568	
SPAIN.....	72	568	568	629	690	8 808	8 808	9 769	
ITALY.....	623	17 252	17 275	18 584	6 823	104 698	104 807	112 493	
ISRAEL.....	-	-	-	-	683	9 757	9 815	10 533	
THAILND.....	-	-	-	-	17 287	125 212	131 472	146 648	
SINGAPR.....	-	-	-	-	1 675	7 982	8 019	8 723	
PHIL R.....	139 660	694 961	692 888	784 885	832 649	4 345 709	4 338 742	4 849 246	
MACAO.....	10 519	36 561	36 561	40 022	23 137	84 651	85 302	92 852	
KOR REP.....	-	-	-	-	72 625	231 001	230 796	249 369	
HG KONG.....	87 209	497 993	492 777	542 471	226 957	1 545 970	1 544 922	1 684 543	
CHINA T.....	2 791	13 542	14 151	17 126	229 249	765 948	791 370	1 029 768	
JAPAN.....	7 725	47 668	49 350	51 880	74 766	561 391	571 965	618 588	
MOROC.....	180	592	592	732	3 615	12 910	12 910	15 331	
MADEIRA.....	-	-	-	-	500	6 354	6 389	6 911	
OTH CTY.....	1 167	5 834	5 834	6 745	2 867	27 069	27 139	29 864	
TOTAL.....	371 879	1 925 579	1 918 129	2 094 111	1 888 556	10 333 369	10 365 572	11 469 780	
8411598	WEARING APPAREL SILK WOMENS GIRLS INFANTS NOT KNIT NES						(LB)		
U KING.....	1	608	607	629	55	5 053	5 053	5 251	
FRANCE.....	368	32 805	32 838	34 147	1 752	171 397	171 152	178 520	
W GERM.....	-	-	-	-	53	5 145	5 145	5 218	
ITALY.....	170	14 217	14 239	14 908	979	104 739	105 954	110 470	
INDIA.....	-	-	-	-	196	5 515	5 523	6 058	
HG KONG.....	1 246	22 802	22 952	24 843	3 889	65 249	65 399	72 200	
JAPAN.....	4	1 115	1 115	1 150	196	20 314	20 314	20 848	
OTH CTY.....	8	338	338	344	113	5 835	5 835	6 150	
TOTAL.....	1 797	71 885	72 089	76 021	7 233	383 247	384 375	404 715	
8411599	WEARING APPAREL, OTHER TEXTILE FIBERS WOMENS, GIRLS, AND INFANTS NOT KNIT						(LB)		
COLOMB.....	-	-	-	-	6 089	12 611	12 611	13 961	
BRAZIL.....	-	-	-	-	1 931	11 038	11 038	12 128	
U KING.....	1 968	33 072	33 072	34 320	6 658	125 738	126 052	131 602	
IRELAND.....	158	6 771	6 771	6 912	331	14 377	14 385	14 726	
FRANCE.....	3 764	63 870	64 043	68 734	14 896	259 051	260 521	283 134	
SPAIN.....	-	-	-	-	524	10 144	10 165	10 651	
ITALY.....	298	21 583	21 657	22 898	5 702	86 789	87 001	93 353	
INDIA.....	209	3 061	3 061	3 345	1 991	23 450	23 452	26 720	
HG KONG.....	11 633	27 996	27 679	30 311	41 067	113 854	113 038	135 064	
JAPAN.....	3	612	612	634	7 214	67 284	66 875	73 003	
OTH CTY.....	96	1 044	1 044	1 241	1 969	11 243	11 244	12 309	
TOTAL.....	18 129	158 009	157 939	168 395	88 372	735 579	736 382	806 651	
8412110	HANDKERCHIEFS, OF COTTON						(DOZ)		
COLOMB.....	-	-	-	-	3 399	8 888	8 888	9 287	

Table 2. Schedule A Commodity by Country of Origin,
Customs Value, F.a.s. and C.i.f.—Continued

(For information on coverage, definitions of Customs, f.a.s., and c.i.f. values, see Explanation of Statistics. Shipments valued less than \$251 are shown only under Schedule A commodity number 990.0000 and excluded from all other commodities. OTH CTY represents total for countries averaging under \$1,000 per month based on Customs Value)

Country of origin	Schedule A commodity number, description and unit of quantity							
	Current month				Cumulative, January to date			
	Net quantity	Value (dollars)			Net quantity	Value (dollars)		
Customs		F.a.s.	C.i.f.	Customs		F.a.s.	C.i.f.	
FINLAND.....	-	-	-	-	2 700	7 928	7 928	8 100
U KING.....	34	879	939	1 002	740	8 133	8 233	8 667
FRANCE.....	1 754	30 035	30 144	31 624	5 522	88 020	88 399	92 488
W GERM.....	146	1 602	1 602	1 694	671	6 925	6 925	7 086
AUSTRIA.....	-	-	-	-	2 406	17 652	17 799	18 368
CZECHO.....	-	-	-	-	10 080	33 119	32 577	33 496
SWITZLD.....	24 836	93 348	94 094	98 017	87 504	355 725	363 748	378 398
AZORES.....	392	3 205	3 205	3 497	1 941	15 331	14 916	15 720
SPAIN.....	944	8 390	8 390	8 864	3 731	25 409	25 409	26 969
PORTUGL.....	-	-	-	-	1 416	12 923	12 843	13 366
ITALY.....	7 555	68 048	68 190	71 952	31 392	258 291	259 128	273 513
INDIA.....	5 316	21 993	22 001	24 738	13 250	66 391	66 467	74 484
PHIL R.....	36 671	80 849	78 573	80 986	172 714	403 017	392 699	404 464
CHINA M.....	4 000	4 116	4 116	4 299	10 305	19 123	19 220	19 786
KOR REP.....	85 000	60 649	60 649	64 405	118 833	87 862	87 862	93 078
HG KONG.....	3 646	13 622	12 993	13 287	16 759	51 393	50 088	52 915
CHINA T.....	-	-	-	-	14 180	45 945	46 204	47 688
JAPAN.....	18 216	27 213	27 213	29 456	154 900	262 799	262 421	277 042
OTH CTY.....	304	953	953	1 018	3 861	12 339	12 339	13 625
TOTAL.....	188 814	414 902	413 062	434 839	656 304	1 787 213	1 784 093	1 868 520
8412120	HANDKERCHIEFS, OF VEGETABLE FIBERS EXCEPT COTTON (DOZ)							
U KING.....	346	2 195	2 195	2 263	16 888	110 216	103 433	105 945
IRELAND.....	1 440	4 203	4 203	4 279	2 966	11 197	11 197	11 392
AZORES.....	259	1 827	1 827	1 960	3 814	21 693	21 633	22 566
PORTUGL.....	3 734	27 267	27 267	29 602	7 274	55 145	54 994	58 866
PHIL R.....	1 036	4 174	4 092	4 256	9 364	39 921	39 179	40 359
HG KONG.....	2 210	5 198	5 198	5 354	9 590	50 812	50 040	51 540
MADEIRA.....	563	7 061	7 118	7 307	5 158	58 054	57 336	59 856
OTH CTY.....	13	306	337	370	221	3 842	3 869	4 022
TOTAL.....	9 601	52 231	52 237	55 391	55 275	351 080	341 681	354 548
8412130	HANDKERCHIEFS, OF SILK (DOZ)							
U KING.....	304	15 769	15 795	16 060	1 725	47 262	47 492	48 566
FRANCE.....	112	2 555	2 555	2 635	280	12 144	12 123	12 579
ITALY.....	852	18 103	18 103	18 728	5 405	131 176	131 310	135 423
INDIA.....	183	1 472	1 472	1 645	3 366	26 685	26 685	28 623
JAPAN.....	6 990	88 136	88 137	92 533	42 052	481 578	481 685	502 440
OTH CTY.....	170	800	800	897	170	800	800	897
TOTAL.....	8 611	126 835	126 862	132 498	52 998	699 645	700 095	728 528
8412140	HANDKERCHIEFS, OF TEXTILE MATERIALS NES (DOZ)							
AZORES.....	-	-	-	-	1 478	11 896	11 165	11 512
PORTUGL.....	989	8 492	8 492	8 759	2 696	19 419	19 509	20 456
ITALY.....	4 292	27 560	27 560	29 416	20 294	164 053	164 057	173 477
PHIL R.....	14 334	28 957	27 810	28 777	39 128	85 999	82 973	88 636
KOR REP.....	-	-	-	-	10 600	11 386	11 386	11 891
HG KONG.....	1 744	3 475	3 475	3 714	3 358	8 252	8 175	8 946
JAPAN.....	55 236	255 321	255 021	274 664	292 423	1 328 486	1 328 771	1 409 374
MADEIRA.....	794	6 311	6 403	6 647	4 334	34 679	34 745	35 875
OTH CTY.....	230	2 337	2 337	2 472	719	6 442	6 442	6 800
TOTAL.....	77 619	332 453	331 098	354 449	375 030	1 670 812	1 667 223	1 766 967
8412210	VEILS, LACE, NET OR ORNAMENTED (LB)							
FRANCE.....	31	559	601	694	1 854	26 319	26 832	28 260
SPAIN.....	-	-	-	-	265	5 335	5 335	5 944
JAPAN.....	-	-	-	-	1 460	15 048	15 486	15 789
OTH CTY.....	-	-	-	-	610	1 152	1 152	1 863
TOTAL.....	31	559	601	694	4 189	47 854	48 805	51 856
8412220	MUFFLERS, SCARVES, AND SHAWLS, OF COTTON NOT KNIT ETC (LB)							
U KING.....	544	6 592	6 684	7 241	1 155	18 593	18 918	19 981
FRANCE.....	667	29 007	29 040	30 408	4 209	142 330	142 796	148 848
CZECHO.....	2 585	11 407	11 407	11 762	2 585	11 407	11 407	11 762
SWITZLD.....	184	8 314	8 261	8 711	2 222	56 695	57 358	59 948
SPAIN.....	119	4 030	4 030	4 157	260	8 790	8 790	9 113
ITALY.....	3 777	60 779	60 894	63 543	18 071	276 341	276 922	290 370
INDIA.....	2 893	27 633	27 633	30 431	6 719	70 767	70 653	78 448
CHINA T.....	1 901	4 240	4 240	4 444	3 704	8 263	8 263	8 641
JAPAN.....	1 680	21 982	21 982	23 629	13 914	179 581	180 105	190 273
OTH CTY.....	282	2 245	2 231	2 489	1 038	16 323	16 313	17 372
TOTAL.....	14 632	176 229	176 402	186 815	53 877	789 090	791 525	834 756
8412230	MUFFLERS, SCARVES, AND SHAWLS OF VEGETABLE FIBERS EXCEPT COTTON, NOT KNIT ETC (LB)							
OTH CTY.....	12	315	314	325	206	2 614	2 689	2 829
TOTAL.....	12	315	314	325	206	2 614	2 689	2 829
8412240	MUFFLERS, SCARVES, AND SHAWLS, OF WOOL NOT KNIT ETC (LB)							
U KING.....	237	1 956	1 956	2 245	761	7 768	7 769	8 580
FRANCE.....	56	5 239	5 239	5 359	413	11 770	11 451	12 026
W GERM.....	266	4 422	4 422	4 647	1 087	14 226	14 308	15 418
ITALY.....	200	6 306	5 813	5 954	430	11 191	10 763	11 316
ISRAEL.....	-	-	-	-	3 069	12 418	12 418	13 150
JAPAN.....	33 713	295 085	295 625	303 935	119 693	1 048 143	1 048 683	1 079 040

Table 2. Schedule A Commodity by Country of Origin,
Customs Value, F.a.s. and C.i.f.—Continued

(For information on coverage, definitions of Customs, f.a.s., and c.i.f. values, see Explanation of Statistics. Shipments valued less than \$251 are shown only under Schedule A commodity number 990.0000 and excluded from all other commodities. OTH CTY represents total for countries averaging under \$1,000 per month based on Customs Value)

Country of origin	Schedule A commodity number, description and unit of quantity							
	Current month				Cumulative, January to date			
	Net quantity	Value (dollars)			Net quantity	Value (dollars)		
Customs		F.a.s.	C.i.f.	Customs		F.a.s.	C.i.f.	
OTH CTY.....	55	325	325	356	1 258	4 600	4 600	5 207
TOTAL.....	34 527	313 333	313 380	322 496	126 711	1 110 116	1 109 992	1 144 737
8412250	MUFFLERS, SCARVES, SHAWLS, AND VEILS, OF SILK, NOT KNITTED OR CROCHETED							(LB)
U KING.....	123	8 659	8 681	9 029	463	44 536	44 556	45 647
FRANCE.....	965	119 377	119 656	123 618	4 372	521 093	521 675	537 031
SWITZLD.....	10	2 472	2 620	2 704	189	23 205	23 353	23 755
ITALY.....	1 514	104 462	105 586	109 561	8 539	636 091	637 434	661 755
INDIA.....	333	6 481	6 481	7 059	2 394	62 748	62 562	67 708
JAPAN.....	6 350	267 783	267 783	275 594	37 136	1 448 531	1 448 635	1 496 952
OTH CTY.....	114	4 654	4 654	5 061	721	17 252	17 252	18 748
TOTAL.....	9 409	513 888	515 461	532 626	53 814	2 753 456	2 755 467	2 851 596
8412260	MUFFLERS, SCARVES, SHAWLS, AND VEILS, OF MANMADE FIBERS, NOT KNITTED OR CROCHETED							(LB)
U KING.....	395	6 563	6 564	7 335	1 059	13 077	13 078	14 702
BELGIUM.....	-	-	-	-	1 343	12 578	12 578	13 131
FRANCE.....	472	8 404	8 404	9 169	1 558	38 901	39 077	42 077
ITALY.....	15 902	224 793	225 798	238 287	56 176	739 303	740 972	780 108
CHINA.....	705	6 820	6 951	7 106	705	6 820	6 951	7 106
KOR REP.....	2 744	10 732	10 732	12 686	9 685	41 545	41 545	44 597
JAPAN.....	115 912	981 254	981 984	1 037 659	609 397	6 113 368	6 114 312	6 400 719
OTH CTY.....	754	7 118	7 118	7 570	5 016	30 280	30 302	32 796
TOTAL.....	136 884	1 245 684	1 247 551	1 319 812	684 939	6 995 872	6 998 815	7 335 236
8412290	MUFFLERS, SCARVES, AND SHAWLS, OF TEXTILE FIBERS NES, NOT KNIT ETC							(LB)
OTH CTY.....	-	-	-	-	50	527	527	592
TOTAL.....	-	-	-	-	50	527	527	592
8412300	NECKTIES, MENS AND BOYS, NOT KNIT ETC							(DOZ)
CANADA.....	-	-	-	-	327	8 424	8 456	8 456
U KING.....	1 294	37 071	37 145	38 455	5 060	208 967	210 751	218 608
IRELAND.....	35	2 082	2 082	2 198	227	11 787	11 834	12 255
FRANCE.....	844	78 481	78 981	82 391	3 534	246 939	247 795	258 064
SWITZLD.....	-	-	-	-	1 748	27 929	27 961	30 040
SPAIN.....	366	23 649	23 653	24 955	2 286	134 504	135 385	143 407
PORTUGL.....	-	-	-	-	5 900	56 026	56 026	61 947
ITALY.....	8 649	194 291	195 499	210 361	37 921	860 916	863 937	924 560
HG KONG.....	-	-	-	-	1 610	10 994	11 057	12 430
JAPAN.....	2 520	9 072	9 072	9 426	2 581	12 963	12 963	13 717
OTH CTY.....	139	4 129	3 979	4 376	1 716	12 642	12 428	13 501
TOTAL.....	13 847	348 775	350 411	372 162	62 910	1 592 091	1 598 593	1 696 985
8412520	BRASSIERES LACE OR NET AND BRASSIERES ORNAMENTED							(DOZ)
CANADA.....	27	1 126	1 146	1 146	139	5 587	5 632	5 632
MEXICO.....	111 857	1 255 022	1 208 137	1 253 722	417 407	4 724 936	4 558 807	4 728 096
SALVADR.....	4 335	47 866	47 866	49 176	7 437	74 113	74 113	76 446
HONDURA.....	14 439	112 803	112 803	114 117	59 747	426 050	426 051	431 064
C RICA.....	18 824	188 021	155 869	159 090	83 180	735 902	703 750	719 108
JAMAICA.....	14 925	162 731	162 732	164 951	86 221	947 083	947 085	959 843
HAITI.....	8 328	79 465	79 390	82 262	43 740	384 271	384 285	396 847
DOM REP.....	19 430	215 909	202 167	209 463	85 064	842 089	809 949	839 186
LW WW I.....	435	3 376	3 376	3 535	1 055	8 187	8 187	8 572
TRINID.....	560	2 761	2 761	2 935	2 396	12 528	12 520	13 280
COLOMB.....	277	3 003	3 003	3 070	10 801	114 621	114 622	117 384
GUYANA.....	-	-	-	-	1 221	9 817	9 817	10 295
BRAZIL.....	500	2 500	2 500	2 721	6 725	40 422	40 422	45 158
FRANCE.....	2 578	50 761	50 761	54 697	4 622	107 067	107 298	114 308
PORTUGL.....	8 100	103 942	103 942	109 653	47 550	667 841	667 930	703 983
PHIL R.....	53 450	286 498	285 535	314 560	219 661	1 147 859	1 141 874	1 255 743
KOR REP.....	-	-	-	-	3 220	28 177	28 177	34 122
HG KONG.....	7 762	60 028	60 894	65 000	38 383	302 655	309 942	329 202
OTH CTY.....	27	494	494	550	577	8 746	8 746	10 361
TOTAL.....	265 854	2 576 366	2 483 376	2 590 648	1 119 146	10 587 951	10 359 167	10 798 628
8412540	BRASSIERES NOT ORNAMENTED							(DOZ)
MEXICO.....	45 484	524 765	497 293	524 771	204 073	2 160 702	2 050 152	2 162 277
SALVADR.....	-	-	-	-	1 221	10 043	10 038	10 440
HONDURA.....	5 416	37 678	37 678	38 017	21 497	137 783	137 783	139 369
C RICA.....	31 025	218 938	218 938	223 491	123 120	831 148	831 147	849 346
JAMAICA.....	8 222	79 566	79 566	81 772	37 650	367 619	369 307	379 186
HAITI.....	7 512	55 115	55 115	57 247	32 050	231 779	233 831	242 831
DOM REP.....	9 525	108 565	108 464	113 064	53 381	543 650	508 404	538 711
BARBADO.....	2 872	32 305	32 305	33 002	13 883	158 477	155 278	157 927
TRINID.....	11 200	70 008	70 008	74 312	37 730	236 718	236 718	251 017
COLOMB.....	-	-	-	-	2 449	29 172	29 172	29 934
GUYANA.....	6 798	53 667	53 667	58 444	28 817	241 641	240 840	261 176
BRAZIL.....	107	1 400	1 400	1 490	8 332	62 542	62 542	65 464
SWEDEN.....	365	11 249	11 249	11 527	365	11 249	11 249	11 527
U KING.....	165	2 860	2 860	3 237	363	6 147	6 147	7 042
SPAIN.....	402	3 286	3 289	3 502	3 603	29 830	29 858	31 618
MALAYA.....	-	-	-	-	2 032	11 014	11 014	11 667
PHIL R.....	102 189	638 026	601 013	650 942	607 773	3 253 486	3 216 671	3 456 709
HG KONG.....	36 233	289 505	290 700	314 545	207 947	1 564 621	1 567 517	1 664 877
OTH CTY.....	-	-	-	-	130	2 222	2 222	2 600
TOTAL.....	267 515	2 126 933	2 063 545	2 189 363	1 386 416	9 889 843	9 709 890	10 273 718

Table 2. Schedule A Commodity by Country of Origin,
Customs Value, F.a.s. and C.i.f.—Continued

(For information on coverage, definitions of Customs, f.a.s., and c.i.f. values, see Explanation of Statistics. Shipments valued less than \$251 are shown only under Schedule A commodity number 990.0000 and excluded from all other commodities. OTH CTY represents total for countries averaging under \$1,000 per month based on Customs Value)

Country of origin	Schedule A commodity number, description and unit of quantity							
	Net quantity	Current month			Net quantity	Cumulative, January to date		
		Value (dollars)				Value (dollars)		
	Customs	F.a.s.	C.i.f.	Customs	F.a.s.	C.i.f.		
8412560	CORSETS, SUSPENDERS, GARTERS AND SIMILAR ARTICLES NES							
CANADA.....	-	10 353	10 474	10 474	-	39 308	38 609	39 737
MEXICO.....	-	170 797	168 190	170 797	-	881 142	871 230	882 777
SALVADR.....	-	7 776	7 776	8 125	-	27 840	27 840	29 044
C RICA.....	-	4 096	4 096	4 180	-	10 707	10 707	10 966
HAITI.....	-	-	-	-	-	5 879	5 879	6 146
SWEDEN.....	-	15 672	15 672	17 273	-	93 396	93 405	101 352
FRANCE.....	-	1 227	1 227	1 345	-	11 737	11 737	12 327
HG KONG.....	-	-	-	-	-	13 659	13 659	14 877
JAPAN.....	-	20 324	20 324	21 508	-	111 580	112 255	118 029
OTH CTY.....	-	2 236	2 236	2 381	-	10 222	10 222	11 406
TOTAL.....	-	232 481	229 995	236 083	-	1 205 470	1 195 543	1 226 661
8412620	GLOVES AND GLOVE LININGS, MAN-MD FIBERS NOT KNITTED OR CROCHETED (DPR)							
CANADA.....	-	-	-	-	675	6 793	6 830	6 830
HAITI.....	4 400	42 045	42 045	44 098	16 890	156 197	156 197	163 144
PHIL R.....	71 659	445 374	423 407	479 130	200 366	1 664 454	1 577 207	1 867 197
MACAO.....	-	-	-	-	3 000	13 050	13 050	13 756
KOR REP.....	150	505	505	796	18 410	82 063	82 063	91 536
HG KONG.....	3 960	20 842	20 842	22 298	41 477	190 570	191 447	206 167
CHINA T.....	36 382	203 466	203 466	220 797	90 153	494 903	498 643	543 117
JAPAN.....	-	-	-	-	17 408	132 085	132 085	141 040
OTH CTY.....	-	-	-	-	87	1 136	1 136	1 246
TOTAL.....	116 551	712 232	690 265	767 119	388 466	2 741 251	2 658 658	3 034 033
8412640	GLOVES AND MITTENS, TEXTILE FIBERS NES, NOT KNITTED OR CROCHETED (DPR)							
MEXICO.....	2 400	10 264	10 264	10 264	37 872	166 726	167 425	168 175
BARBADO.....	9 318	8 897	8 897	10 002	87 417	82 600	82 600	89 250
HUNGARY.....	-	-	-	-	8 880	26 902	26 902	29 305
INDIA.....	4 425	9 703	9 703	10 671	21 135	50 122	50 122	55 142
PAKISTN.....	2 920	9 695	9 695	10 936	11 728	33 269	33 268	38 144
THAILND.....	5 000	7 954	7 954	9 001	38 000	108 995	108 995	120 206
S VETNM.....	-	-	-	-	3 000	6 900	6 900	7 484
MALAYSA.....	10 000	22 500	22 838	24 647	15 000	32 250	32 588	35 331
MACAO.....	-	-	-	-	13 000	26 000	26 000	28 560
CHINA M.....	-	-	-	-	82 120	238 386	238 386	251 577
KOR REP.....	8 470	16 940	16 940	20 292	129 123	358 430	358 130	401 726
HG KONG.....	71 209	161 447	161 904	177 177	401 665	1 009 928	1 008 174	1 094 380
CHINA T.....	3 442	9 343	9 343	9 979	143 391	361 023	377 917	413 414
JAPAN.....	400	2 040	2 040	2 153	32 824	92 630	92 630	105 531
OTH CTY.....	92	2 558	2 558	2 765	6 817	14 825	14 875	17 117
TOTAL.....	117 676	261 341	262 136	287 887	1 031 972	2 628 986	2 624 912	2 855 347
8413005	GLOVES, OF HORSE OR COW HIDE, WHOLLY OF LEATHER, WITHOUT FOURCHETTES OR SIDEWALLS (DPR)							
MEXICO.....	1 436	39 612	38 932	39 706	5 224	136 010	132 622	136 104
COLOMB.....	-	-	-	-	740	15 630	15 630	16 781
KOR REP.....	47 420	192 939	154 744	261 181	50 661	237 586	199 391	308 769
HG KONG.....	2 002	25 270	25 270	26 016	9 449	116 755	116 560	121 365
CHINA T.....	-	-	-	-	8 520	90 847	90 847	95 648
OTH CTY.....	67	1 655	1 655	1 824	769	14 689	14 699	16 030
TOTAL.....	50 925	259 476	220 601	328 727	75 363	611 517	569 749	694 697
8413007	GLOVES, OF HORSE OR COW HIDE, WHOLLY OF LEATHER WITH FOURCHETTES OR SIDEWALLS (DPR)							
MEXICO.....	25 098	385 226	381 963	385 338	117 321	1 949 349	1 934 539	1 949 461
HAITI.....	3 492	57 870	57 870	59 872	9 360	149 262	149 254	155 066
COLOMB.....	-	-	-	-	220	5 070	5 070	5 495
URUGUAY.....	624	5 491	5 391	5 679	1 163	10 551	10 451	11 199
INDIA.....	-	-	-	-	1 002	6 987	7 413	8 557
PHIL R.....	4 635	119 501	115 471	123 548	44 352	1 235 994	1 203 424	1 275 802
KOR REP.....	650	19 491	19 491	20 277	25 643	500 292	502 442	532 540
HG KONG.....	5 467	42 710	43 057	45 924	26 390	237 692	239 005	252 163
CHINA T.....	9 410	125 804	126 218	132 864	58 377	585 449	586 490	621 084
JAPAN.....	12 819	314 936	315 481	332 040	24 259	595 123	595 668	626 186
OTH CTY.....	248	5 993	5 993	6 184	478	16 370	16 395	17 869
TOTAL.....	62 443	1 077 022	1 070 935	1 111 726	308 565	5 292 137	5 250 151	5 455 422
8413012	GLOVES, OF HORSE OR COW HIDE, NOT WHOLLY OF LEATHER, WITHOUT FOURCHETTES OR SIDEWALLS (DPR)							
MEXICO.....	2 244	38 118	36 229	38 234	7 674	108 963	103 103	109 094
COLOMB.....	-	-	-	-	1 623	5 455	5 455	5 851
BRAZIL.....	-	-	-	-	2 415	14 218	14 218	15 225
URUGUAY.....	-	-	-	-	920	5 858	5 858	6 123
THAILND.....	-	-	-	-	8 720	41 620	41 620	43 950
KOR REP.....	5 100	34 527	34 718	38 620	43 298	246 556	236 955	261 283
HG KONG.....	13 053	92 373	93 903	99 950	111 305	794 911	796 992	841 371
CHINA T.....	15 650	90 944	90 944	96 703	127 206	831 662	837 499	891 730
JAPAN.....	670	21 778	21 778	22 559	1 774	33 955	33 955	35 419
OTH CTY.....	700	4 623	4 655	4 864	1 015	8 627	8 666	9 261
TOTAL.....	37 417	282 363	282 227	300 930	305 950	2 091 825	2 084 321	2 219 307
8413014	GLOVES, OF HORSE OR COW HIDE, NOT WHOLLY OF LEATHER, WITH FOURCHETTES OR SIDEWALLS (DPR)							
MEXICO.....	4 914	77 087	77 087	77 087	22 546	301 822	301 822	301 822
HAITI.....	-	-	-	-	6 174	97 754	97 755	101 796
THAILND.....	-	-	-	-	2 000	10 412	10 412	11 090

Table 2. Schedule A Commodity by Country of Origin,
Customs Value, F.a.s. and C.i.f.—Continued

(For information on coverage, definitions of Customs, f.a.s., and c.i.f. values, see Explanation of Statistics. Shipments valued less than \$251 are shown only under Schedule A commodity number 990.0000 and excluded from all other commodities. OTH CTY represents total for countries averaging under \$1,000 per month based on Customs Value)

Country of origin	Schedule A commodity number, description and unit of quantity							
	Net quantity	Current month			Net quantity	Cumulative, January to date		
		Value (dollars)				Value (dollars)		
	Customs	F.a.s.	C.i.f.	Customs	F.a.s.	C.i.f.		
PHIL R.....	4 226	119 466	110 999	122 430	13 727	358 439	348 981	368 746
KOR REP.....	4 216	28 506	28 415	31 114	25 052	240 902	242 865	262 227
HG KONG.....	12 958	90 381	92 716	98 766	68 908	526 891	531 761	562 797
CHINA T.....	12 158	71 361	71 361	76 636	96 227	713 893	715 580	760 246
JAPAN.....	27	1 195	1 195	1 512	4 263	135 006	136 878	144 766
OTH CTY.....	8	321	321	358	868	10 931	10 981	11 749
TOTAL.....	38 507	388 317	382 094	407 903	239 765	2 397 050	2 397 035	2 525 239
8413020	LEATHER GLOVES NES, MENS, NOT LINED						(DPR)	
MEXICO.....	399	10 279	10 279	10 279	733	19 170	19 170	19 870
JAMAICA.....	276	5 829	5 829	6 039	276	5 829	5 829	6 039
SWEDEN.....	57	4 662	4 662	4 901	194	16 438	16 438	17 627
FINLAND.....	-	-	-	-	240	31 358	31 358	32 018
U KING.....	101	7 183	7 183	7 380	164	13 103	13 103	13 620
CZECHO.....	598	20 233	20 233	21 332	1 274	42 768	42 768	45 339
SPAIN.....	96	5 434	5 434	5 643	241	13 588	13 588	14 139
PORTUGL.....	-	-	-	-	179	6 096	6 096	6 300
ITALY.....	53	3 027	3 027	3 225	377	24 602	24 863	25 968
PHIL R.....	1 589	37 752	36 333	39 017	11 251	267 739	264 216	280 182
HG KONG.....	532	5 640	5 640	5 803	632	6 429	6 429	6 644
CHINA T.....	-	-	-	-	244	9 279	9 279	9 459
OTH CTY.....	6	1 715	1 715	1 747	89	5 402	5 417	6 029
TOTAL.....	3 707	101 754	100 335	105 366	15 894	461 801	458 554	483 234
8413030	LEATHER GLOVES NES, MENS, LINED						(DPR)	
U KING.....	-	-	-	-	190	14 164	14 175	14 695
CZECHO.....	200	14 198	14 198	14 969	435	22 217	22 217	23 563
PORTUGL.....	214	13 542	13 542	13 835	300	17 168	17 168	17 661
ITALY.....	166	10 605	10 605	10 995	1 864	107 979	107 992	112 262
PHIL R.....	2 142	61 484	61 307	63 379	6 474	205 089	200 500	212 172
OTH CTY.....	114	2 545	2 634	2 772	308	9 736	9 826	10 296
TOTAL.....	2 836	102 374	102 286	105 950	9 571	376 353	371 878	390 649
8413040	LEATHER GLOVES NES, WOMENS OR CHILDRENS, NOT LINED						(DPR)	
FRANCE.....	9	2 125	2 125	2 165	101	5 914	5 915	6 040
SPAIN.....	29	1 566	1 566	1 626	204	11 234	11 234	11 642
PORTUGL.....	-	-	-	-	241	7 988	7 988	8 359
ITALY.....	-	-	-	-	959	48 956	48 915	51 510
PHIL R.....	346	11 073	9 910	11 467	3 645	117 208	107 585	122 521
OTH CTY.....	-	-	-	-	190	7 687	7 687	8 368
TOTAL.....	384	14 764	13 601	15 258	5 340	198 987	189 324	208 440
8413050	LEATHER GLOVES NES, WOMENS OR CHILDRENS, LINED						(DPR)	
FRANCE.....	411	43 467	43 567	44 487	1 583	101 246	101 508	104 147
POLAND.....	-	-	-	-	306	34 797	34 762	35 846
ITALY.....	1 064	58 433	58 498	62 112	8 176	373 753	373 218	388 717
PHIL R.....	2 084	61 845	52 802	64 055	10 658	360 920	325 004	376 999
JAPAN.....	-	-	-	-	300	8 131	8 131	8 486
OTH CTY.....	-	-	-	-	81	5 344	4 553	5 053
TOTAL.....	3 559	163 745	154 867	170 654	21 104	884 191	847 176	919 248
8413060	GLOVES AND MITTS, BASEBALL AND SOFTBALL						(NO)	
KOR REP.....	93 482	334 445	333 279	362 264	1 115 754	5 103 413	5 137 030	5 526 369
CHINA T.....	58 090	240 344	240 394	253 163	798 720	2 516 704	2 519 719	2 664 907
JAPAN.....	2 916	23 470	23 928	26 040	173 774	1 136 833	1 141 411	1 211 437
OTH CTY.....	-	-	-	-	2 025	2 475	2 485	2 623
TOTAL.....	154 488	598 259	597 601	641 467	2 090 273	8 759 425	8 800 645	9 405 336
8413070	LEATHER ETC GLOVES AND GLOVE LININGS NSPF							
MEXICO.....	-	10 939	11 036	11 124	-	91 789	92 329	92 713
BARBADO.....	-	-	-	-	-	9 563	9 618	9 791
U KING.....	-	-	-	-	-	22 667	22 667	24 311
FRANCE.....	-	30 465	30 468	31 439	-	68 134	68 265	70 044
W GERM.....	-	25 191	25 191	25 771	-	51 937	51 937	53 203
SPAIN.....	-	-	-	-	-	96 592	96 503	99 856
PAKISTN.....	-	6 140	6 140	6 507	-	13 877	13 877	14 695
PHIL R.....	-	-	-	-	-	20 058	15 640	21 721
HG KONG.....	-	-	-	-	-	53 521	54 141	57 777
CHINA T.....	-	467	490	577	-	30 751	30 724	34 777
JAPAN.....	-	3 172	3 172	3 497	-	43 193	43 193	46 356
OTH CTY.....	-	3 512	3 558	3 995	-	16 774	16 827	18 582
TOTAL.....	-	79 886	80 055	82 910	-	518 856	515 721	543 826
8413080	LEATHER BELTS, FOR USE AS APPAREL							
CANADA.....	-	5 627	5 663	5 696	-	28 242	28 342	28 424
MEXICO.....	-	65 759	65 824	67 384	-	251 762	252 185	258 019
HAITI.....	-	78 389	78 389	81 873	-	518 543	518 543	540 818
COLOMB.....	-	76 690	76 690	80 851	-	209 928	209 928	222 079
BRAZIL.....	-	16 046	16 046	17 717	-	72 643	72 655	79 471
ARGENT.....	-	7 404	7 404	7 998	-	96 530	96 530	102 638
U KING.....	-	887	887	928	-	8 239	8 323	8 712
FRANCE.....	-	26 576	26 563	27 629	-	155 046	154 791	161 152
SPAIN.....	-	-	-	-	-	8 771	8 770	9 184

Table 2. Schedule A Commodity by Country of Origin,
Customs Value, F.a.s. and C.i.f.—Continued

(For information on coverage, definitions of Customs, f.a.s., and c.i.f. values, see Explanation of Statistics. Shipments valued less than \$251 are shown only under Schedule A commodity number 990.0000 and excluded from all other commodities. OTH CTY represents total for countries averaging under \$1,000 per month based on Customs Value)

Country of origin	Schedule A commodity number, description and unit of quantity							
	Net quantity	Current month			Net quantity	Cumulative, January to date		
		Value (dollars)				Value (dollars)		
	Customs	F.a.s.	C.i.f.	Customs	F.a.s.	C.i.f.		
ITALY.....	-	91 163	91 205	97 366	-	433 086	433 678	457 529
INDIA.....	-	1 559	1 559	2 061	-	26 999	27 022	28 237
KOR REP.....	-	-	-	-	-	17 544	18 367	20 280
HG KONG.....	-	28 799	29 009	30 363	-	144 762	146 320	154 466
CHINA T.....	-	76 494	76 494	80 128	-	504 830	469 653	538 465
MOROCCO.....	-	910	910	1 070	-	5 407	5 407	5 885
OTH CTY.....	-	3 689	3 690	4 095	-	14 092	14 092	15 721
TOTAL.....	-	479 992	480 333	505 159	-	2 496 399	2 464 606	2 631 100
8413090	LEATHER WEARING APPAREL NSPF							
CANADA.....	-	1 139 941	1 140 820	1 143 956	-	4 738 934	4 701 060	4 727 223
MEXICO.....	-	757 290	757 226	763 844	-	3 085 856	3 084 151	3 109 867
DOM REP.....	-	-	-	-	-	13 393	13 393	13 733
COLOMB.....	-	3 588	3 588	3 722	-	67 911	67 912	70 611
BRAZIL.....	-	210 030	210 030	220 909	-	1 294 636	1 294 461	1 364 529
PARAGUAY.....	-	18 338	18 338	19 121	-	19 634	19 634	20 456
URUGUAY.....	-	430 745	430 745	450 160	-	1 510 099	1 509 210	1 581 458
ARGENT.....	-	98 990	96 890	104 184	-	617 679	614 949	645 191
SWEDEN.....	-	28 599	28 625	30 406	-	185 936	186 544	195 389
FINLAND.....	-	1 546	1 546	1 636	-	21 196	21 196	22 358
U KING.....	-	239 286	239 670	253 850	-	833 565	833 079	885 271
BELGIUM.....	-	11 119	11 041	11 956	-	181 772	181 726	190 762
FRANCE.....	-	16 388	16 351	17 077	-	369 630	368 962	383 585
W GERM.....	-	3 412	3 433	4 117	-	37 384	37 448	40 474
HUNGARY.....	-	-	-	-	-	24 932	24 932	28 031
SWITZLD.....	-	4 305	4 305	4 572	-	10 063	10 063	10 795
POLAND.....	-	277 587	277 587	296 629	-	875 293	865 804	924 293
SPAIN.....	-	356 189	356 305	405 912	-	2 565 739	2 575 260	2 723 672
PORTUGL.....	-	-	-	-	-	5 400	5 400	5 861
ITALY.....	-	156 338	156 605	165 269	-	1 047 975	1 048 062	1 098 322
YUGOSLV.....	-	121 793	123 418	128 452	-	458 728	460 991	485 527
GREECE.....	-	-	-	-	-	17 550	17 550	19 219
TURKEY.....	-	39 322	39 322	41 821	-	301 787	302 429	319 411
ISRAEL.....	-	429 280	429 280	450 801	-	1 503 918	1 502 392	1 628 569
PAKISTN.....	-	-	-	-	-	7 569	7 569	8 942
CHINA M.....	-	9 356	9 356	12 043	-	9 356	9 356	12 043
KOR REP.....	-	1 032 860	981 851	1 093 879	-	4 541 763	4 484 497	4 998 346
HG KONG.....	-	839 198	840 933	885 773	-	2 617 080	2 622 208	2 788 706
CHINA T.....	-	1 902 261	1 913 291	2 012 802	-	7 040 170	7 076 037	7 513 309
JAPAN.....	-	566	566	666	-	28 978	27 978	29 456
N ZEAL.....	-	-	-	-	-	5 740	5 740	6 050
OTH CTY.....	-	9 106	9 105	9 638	-	22 076	22 084	24 213
TOTAL.....	-	8 137 433	8 100 227	8 533 195	-	34 061 762	34 002 097	35 875 672
8414120	GLOVES ETC COTTON, KNITTED OR CROCHETED NOT ELASTIC NOR RUBBERIZED (DPR)							
JAMAICA.....	-	-	-	-	9 639	25 158	25 158	25 706
HAITI.....	4 800	2 827	2 827	3 004	8 904	6 964	6 964	7 501
PAKISTN.....	-	-	-	-	8 092	23 859	23 859	26 360
THAILND.....	-	-	-	-	2 992	11 392	11 392	12 400
SINGAPR.....	3 120	12 619	12 619	13 783	30 892	103 136	103 136	112 308
PHIL R.....	46 456	39 396	38 930	42 069	150 835	186 736	181 915	202 621
CHINA M.....	5 000	17 308	17 308	18 500	10 000	33 942	33 942	37 077
KOR REP.....	-	-	-	-	7 943	18 157	18 157	21 801
HG KONG.....	20 886	43 930	45 472	49 016	133 291	358 400	359 591	390 413
CHINA T.....	1 630	3 917	3 990	4 189	56 479	114 134	114 207	124 837
JAPAN.....	25 150	39 660	39 971	46 414	132 334	213 794	214 095	245 041
OTH CTY.....	2 013	5 034	5 035	5 489	4 260	15 708	15 891	16 954
TOTAL.....	109 055	164 691	166 152	182 464	555 661	1 111 380	1 108 307	1 223 019
8414140	GLOVES ETC MAN-MADE FIBERS KNITTED OR CROCHETED, NOT ELASTIC NOR RUBBERIZED (DPR)							
MEXICO.....	-	-	-	-	2 286	10 056	10 056	10 056
SALVADR.....	9 496	54 475	54 277	55 793	42 413	240 517	240 319	249 221
HAITI.....	3 920	2 411	2 411	2 577	24 800	42 880	42 880	45 368
BARBADO.....	8 400	8 820	8 820	9 746	22 430	24 707	24 707	26 878
W GERM.....	-	-	-	-	993	5 820	5 820	6 350
ITALY.....	-	-	-	-	1 155	5 708	5 698	6 172
PHIL R.....	1 212	14 607	13 268	16 617	49 785	430 163	403 127	486 917
KOR REP.....	7 975	41 341	41 341	45 326	12 175	68 171	68 171	75 491
HG KONG.....	13 328	43 192	43 296	46 112	56 476	193 590	193 956	206 697
CHINA T.....	11 902	62 177	62 183	66 702	97 506	403 422	408 081	440 031
JAPAN.....	4 838	17 629	17 663	20 443	29 003	105 883	106 101	116 577
OTH CTY.....	9	388	388	418	159	2 167	2 167	2 299
TOTAL.....	61 080	245 040	243 647	263 734	339 181	1 533 084	1 511 083	1 672 057
8414160	GLOVES ETC TEXTILE MATERIALS NES KNITTED OR CROCHETED NOT ELASTIC OR RUBBERIZED (DPR)							
FRANCE.....	100	692	692	717	258	5 657	5 657	5 979
AUSTRIA.....	13	513	513	675	317	11 821	11 718	12 818
ITALY.....	395	5 397	5 397	5 614	715	14 625	14 595	15 369
PHIL R.....	-	-	-	-	1 134	20 213	20 213	20 946
OTH CTY.....	765	10 573	10 619	11 004	3 277	24 122	24 115	25 818
TOTAL.....	1 273	17 175	17 221	18 010	5 701	76 438	76 298	80 930
8414220	HOSIERY ETC WOOL, KNITTED OR CROCHETED NOT ELASTIC NOR RUBBERIZED (DPR)							
NORWAY.....	100	1 807	1 807	1 894	3 034	74 828	74 828	79 827
U KING.....	1 818	26 582	26 402	27 963	17 917	208 257	208 195	217 138

Table 2. Schedule A Commodity by Country of Origin,
Customs Value, F.a.s. and C.i.f.—Continued

(For information on coverage, definitions of Customs, f.a.s., and c.i.f. values, see Explanation of Statistics. Shipments valued less than \$251 are shown only under Schedule A commodity number 990.0000 and excluded from all other commodities. OTH CTY represents total for countries averaging under \$1,000 per month based on Customs Value)

Country of origin	Schedule A commodity number, description and unit of quantity								
	Current month			Cumulative, January to date					
	Net quantity	Value (dollars)			Net quantity	Value (dollars)			
Customs		F.a.s.	C.i.f.	Customs		F.a.s.	C.i.f.		
FRANCE.....	-	-	-	-	220	5 865	5 865	6 300	
OTH CTY.....	6	302	302	325	1 086	5 775	5 760	6 285	
TOTAL.....	1 924	28 691	28 511	30 182	22 257	294 725	294 648	309 550	
8414240	HOSIERY ETC, EXCEPT WOOL, KNITTED OR CROCHETED, NOT ELASTIC NOR RUBBERIZED						(DPR)		
CANADA.....	145	1 409	1 409	1 475	650	6 568	6 700	6 766	
DOM REP.....	697	1 770	1 770	1 801	1 734	5 644	5 644	5 739	
COLOMB.....	-	-	-	-	13 733	34 054	34 054	36 361	
VENEZ.....	1 380	4 705	4 705	4 938	1 580	5 055	5 055	5 350	
U KING.....	4 262	34 535	34 565	37 242	13 202	131 007	131 304	142 862	
FRANCE.....	1 821	6 688	6 714	7 909	5 334	63 269	63 334	67 712	
SPAIN.....	4 705	17 382	17 382	20 325	10 594	65 238	65 238	74 517	
ITALY.....	196	5 743	6 077	7 092	1 146	22 376	22 692	25 714	
ISRAEL.....	12 000	10 800	10 800	11 521	144 864	157 670	157 667	168 223	
PHIL R.....	32 337	157 041	157 001	172 812	62 008	283 236	283 189	329 117	
CHINA M.....	4 400	8 772	8 772	9 711	4 400	8 772	8 772	9 711	
KOR REP.....	5 500	17 760	17 760	21 642	27 950	68 579	68 579	78 554	
HG KONG.....	47 887	307 558	307 422	350 117	145 974	1 091 325	1 088 342	1 256 595	
CHINA T.....	22 290	211 878	211 878	246 461	106 098	998 571	1 000 386	1 182 886	
OTH CTY.....	267	4 600	4 600	5 102	900	11 790	11 798	13 100	
TOTAL.....	137 887	790 641	790 855	898 148	540 167	2 953 154	2 952 754	3 403 207	
8414312	SHIRTS EXCEPT UNDERSHIRTS, COTTON MENS & BOYS, KNITTED OR CROCHETED, NOT ELASTIC ETC						(DOZ)		
CANADA.....	12	360	365	365	226	10 350	10 396	10 415	
MEXICO.....	-	-	-	-	360	18 239	18 239	18 916	
GUATMAL.....	1 000	6 700	6 700	7 305	1 018	7 464	7 464	8 109	
SALVADR.....	-	-	-	-	796	20 972	20 972	21 508	
VENEZ.....	77	11 124	11 124	11 460	77	11 124	11 124	11 460	
PERU.....	-	-	-	-	982	5 400	5 400	6 094	
BRAZIL.....	6	604	604	672	260	22 537	22 556	24 314	
ARGENT.....	-	-	-	-	368	13 240	13 240	13 869	
SWEDEN.....	84	5 402	5 402	5 714	210	12 955	12 955	13 633	
NORWAY.....	-	-	-	-	429	11 303	11 303	11 799	
DENMARK.....	-	-	-	-	127	8 493	8 493	8 815	
U KING.....	865	68 397	62 629	72 346	5 782	449 099	425 297	471 696	
IRELAND.....	15	1 667	1 666	1 878	242	13 363	13 362	15 305	
BELGIUM.....	274	9 637	9 637	11 478	4 003	136 606	136 744	158 333	
FRANCE.....	896	41 617	41 754	45 335	3 911	181 615	182 473	200 709	
W GERM.....	67	6 656	6 652	7 200	731	20 841	20 837	22 931	
CZECHO.....	-	-	-	-	4 587	38 660	38 660	41 276	
SWITZLD.....	-	-	-	-	387	57 981	57 981	60 274	
POLAND.....	5 436	33 019	33 019	38 079	182 874	1 027 224	1 022 123	1 155 937	
SPAIN.....	244	10 636	10 636	11 523	1 663	62 394	62 394	67 785	
PORTUGL.....	1 313	27 086	26 172	30 222	3 104	63 355	62 441	71 605	
ITALY.....	1 654	112 012	112 442	121 379	8 434	529 954	533 282	571 962	
GREECE.....	54	3 099	3 099	3 381	117	5 449	5 449	6 222	
ROMANIA.....	9 060	48 426	48 426	55 344	38 456	218 259	222 830	247 264	
ISRAEL.....	606	20 525	20 525	22 939	11 242	289 398	287 225	322 326	
INDIA.....	9 195	51 046	51 056	60 548	26 610	241 403	241 376	287 101	
PAKISTN.....	105 486	339 003	339 225	379 839	562 786	1 817 425	1 820 692	2 039 263	
SRI LKA.....	-	-	-	-	10 000	20 399	20 369	22 470	
THAILND.....	1 304	15 642	15 642	20 568	1 362	16 103	16 103	21 176	
S VETNM.....	-	-	-	-	3 456	17 203	17 203	23 578	
CAMBOD.....	-	-	-	-	6 240	34 795	34 795	39 686	
SINGAPR.....	484	12 145	12 145	13 841	5 995	131 174	134 337	146 030	
INDNSIA.....	547	13 004	13 004	15 916	547	13 004	13 004	15 916	
PHIL R.....	3 470	18 792	18 792	21 168	33 677	223 663	223 663	246 378	
MACAO.....	-	-	-	-	2 783	21 281	21 281	22 672	
CHINA M.....	1 300	14 818	14 818	16 069	1 924	29 252	29 252	31 163	
KOR REP.....	5 232	13 603	13 603	14 979	6 766	48 900	49 201	54 097	
HG KONG.....	62 908	1 059 184	1 083 256	1 184 326	348 248	6 089 986	6 144 913	6 657 156	
CHINA T.....	2 273	43 359	43 359	45 729	51 344	945 848	946 035	1 020 459	
JAPAN.....	5 600	36 401	36 401	40 666	9 113	141 329	142 407	154 925	
N ZEAL.....	81	6 365	6 365	6 704	770	63 592	63 592	68 588	
OTH CTY.....	350	5 240	5 240	5 630	825	16 103	16 138	18 367	
TOTAL.....	219 893	2 035 569	2 053 758	2 272 603	1 342 832	13 107 735	13 146 657	14 431 582	
8414314	SHIRTS EXCEPT UNDERSHIRTS, WOOL, MENS & BOYS, KNITTED OR CROCHETED, N ELAST OR RUBBERIZED						(LB)		
FRANCE.....	-	-	-	-	788	14 373	14 373	15 098	
SPAIN.....	-	-	-	-	502	5 352	5 352	5 758	
ITALY.....	290	4 140	3 733	4 186	896	19 092	18 639	20 139	
HG KONG.....	3 026	17 853	18 517	20 304	3 050	18 105	18 769	20 590	
JAPAN.....	-	-	-	-	2 485	18 144	18 144	18 872	
OTH CTY.....	161	2 226	2 226	2 369	212	3 691	3 664	3 866	
TOTAL.....	3 477	24 219	24 476	26 859	7 933	78 757	78 941	84 323	
8414316	SHIRTS EXCEPT UNDERSHIRTS, MAN-MD FIBERS MENS AND BOYS, KNITTED, NOT ELASTIC ETC						(DOZ)		
CANADA.....	60	4 849	4 869	4 869	138	9 520	9 578	9 588	
MEXICO.....	20 401	899 812	895 985	896 600	102 072	4 360 611	4 346 865	4 371 763	
SALVADR.....	1 564	64 868	64 868	66 550	3 749	147 439	147 449	151 397	
NICARAG.....	144	5 693	5 693	5 791	725	30 349	30 349	30 958	
C RICA.....	-	-	-	-	471	10 636	10 639	10 913	
HAITI.....	1 143	18 698	18 697	19 559	4 933	89 830	89 830	94 097	
DOM REP.....	-	-	-	-	664	10 112	10 112	10 777	
COLOMB.....	147	5 891	5 891	6 137	4 183	135 077	135 078	141 064	
BRAZIL.....	282	10 152	10 152	11 813	12 035	304 985	304 985	345 145	

Table 2. Schedule A Commodity by Country of Origin,
Customs Value, F.a.s. and C.i.f.—Continued

(For information on coverage, definitions of Customs, f.a.s., and c.i.f. values, see Explanation of Statistics. Shipments valued less than \$251 are shown only under Schedule A commodity number 990.0000 and excluded from all other commodities. OTH CTY represents total for countries averaging under \$1,000 per month based on Customs Value)

Country of origin	Schedule A commodity number, description and unit of quantity							
	Current month				Cumulative, January to date			
	Net quantity	Value (dollars)			Net quantity	Value (dollars)		
Customs		F.a.s.	C.i.f.	Customs		F.a.s.	C.i.f.	
U KING.....	1 278	58 690	58 690	62 262	3 109	124 471	124 476	134 569
FRANCE.....	65	5 403	5 403	6 523	398	43 849	43 897	47 896
W GERM.....	22	3 165	3 165	3 435	159	13 081	13 225	14 941
SPAIN.....	957	26 225	26 225	29 099	3 618	225 046	225 047	243 689
PORTUGL.....	308	5 094	5 094	5 914	1 427	28 331	28 331	32 608
ITALY.....	2 257	177 859	178 205	191 732	12 675	791 678	793 538	874 360
YUGOSLV.....	706	48 725	48 725	49 699	2 779	190 370	190 370	195 201
ISRAEL.....	90	4 892	4 892	5 869	1 957	51 763	51 763	57 852
INDIA.....	-	-	-	-	564	14 495	14 499	16 233
THAILND.....	12 414	292 942	292 942	337 554	88 271	1 779 674	1 782 866	2 082 576
MALAYSA.....	1 902	40 489	39 460	45 158	2 172	52 972	51 943	58 733
SINGAPR.....	9 118	227 169	222 588	244 389	61 095	1 353 930	1 352 463	1 501 531
INDNSIA.....	20	482	482	649	599	20 669	20 669	24 245
PHIL R.....	2 822	57 275	57 276	68 569	6 974	163 340	163 341	188 327
MACAO.....	16	1 576	1 544	1 630	796	7 626	7 594	8 401
KOR REP.....	90 823	1 738 429	1 734 544	2 015 415	432 937	8 103 009	8 099 910	9 313 965
HG KONG.....	20 027	625 747	634 092	701 262	145 073	4 202 485	4 184 860	4 567 167
CHINA T.....	85 868	2 355 193	2 372 247	2 748 023	470 169	12 254 631	12 317 803	14 220 796
JAPAN.....	1 378	74 130	74 130	78 660	13 795	357 497	359 349	388 080
OTH CTY.....	328	15 165	15 165	16 184	545	30 962	30 963	34 325
TOTAL.....	254 140	6 768 613	6 781 024	7 623 345	1 378 082	34 908 439	34 941 816	39 171 397
8414330	UNDERWEAR, TEXTILE MATERIAL NES, MENS & BOYS, KNITTED OR CROCHETED, NOT ELASTIC ETC (DOZ)							
CANADA.....	239	20 402	20 414	20 915	736	66 342	66 386	66 954
MEXICO.....	23 726	146 570	138 944	146 570	69 174	417 477	397 334	417 477
JAMAICA.....	611	13 150	13 150	13 461	1 119	23 261	23 261	24 344
BRAZIL.....	2 048	12 652	12 652	13 297	7 689	42 020	42 020	45 832
NORWAY.....	-	-	-	-	691	16 260	15 705	17 663
DENMARK.....	860	7 031	7 031	9 033	2 503	19 826	19 826	24 191
U KING.....	-	-	-	-	614	22 108	22 023	23 911
NETHLD.....	-	-	-	-	200	5 189	5 189	5 319
FRANCE.....	323	7 865	7 865	8 505	2 599	59 891	59 891	64 311
W GERM.....	61	12 444	12 444	12 884	200	27 494	27 520	28 512
SWITZLD.....	116	4 352	4 352	4 580	267	9 317	9 354	9 900
SPAIN.....	475	2 734	2 734	3 072	1 970	14 129	14 129	15 622
PORTUGL.....	-	-	-	-	500	5 781	5 781	6 711
ISRAEL.....	4 766	25 920	25 920	29 556	29 202	155 369	155 369	173 298
KOR REP.....	2 616	15 298	15 298	16 239	4 572	46 604	46 604	49 719
HG KONG.....	1 296	7 886	7 886	8 370	2 846	13 562	13 383	14 221
OTH CTY.....	27	1 124	1 124	1 304	380	4 527	4 527	5 050
TOTAL.....	37 164	277 428	269 814	287 786	124 662	949 157	928 302	993 035
8414350	SHIRTS EXCEPT UNDERSHIRTS WOMENS GIRLS & INFANTS, COTTON AND MAN-MADE FIBER, KNITTED ETC (DOZ)							
CANADA.....	735	13 948	13 712	14 016	5 500	116 771	113 292	115 158
MEXICO.....	3 582	109 035	108 277	109 035	11 895	344 566	340 271	345 301
GUATMAL.....	6	270	270	301	1 016	6 920	6 920	8 365
SALVADR.....	-	-	-	-	8 748	155 301	155 301	157 962
C RICA.....	5 772	48 877	49 876	52 009	55 812	386 122	385 609	402 647
HAITI.....	5 518	47 095	47 166	49 804	36 731	263 284	263 616	280 240
DOM REP.....	1 548	42 701	42 701	44 249	2 910	80 495	80 540	83 854
COLOMB.....	280	5 635	5 635	5 869	2 897	70 904	71 794	74 115
PERU.....	-	-	-	-	9 204	59 130	59 130	66 807
BRAZIL.....	11 444	126 547	126 547	137 358	108 291	1 270 654	1 270 654	1 375 849
ARGENT.....	-	-	-	-	221	5 622	5 622	6 134
SWEDEN.....	34	1 493	1 493	1 667	190	19 649	19 649	20 695
FINLAND.....	74	4 370	4 370	4 734	2 398	116 297	116 579	124 031
DENMARK.....	132	3 660	3 660	3 851	7 239	175 363	175 373	187 582
U KING.....	51	3 372	3 372	3 612	1 572	71 365	72 181	76 968
IRELAND.....	230	7 451	7 451	7 927	1 609	47 213	47 248	50 290
BELGIUM.....	240	9 368	9 453	10 349	4 157	131 889	133 461	142 893
FRANCE.....	14 236	462 606	461 444	499 098	70 877	2 817 947	2 830 204	3 060 936
W GERM.....	4	320	320	361	1 447	45 913	46 021	49 857
CZECHO.....	-	-	-	-	906	5 718	5 718	6 680
SWITZLD.....	25	3 797	3 797	3 981	136	13 411	13 276	14 127
POLAND.....	1 932	19 892	19 892	21 955	28 066	322 858	323 128	354 156
SPAIN.....	201	6 139	6 139	6 804	4 864	101 999	102 503	111 560
PORTUGL.....	4 370	66 531	66 539	74 358	17 086	309 368	309 606	341 686
MALTA.....	-	-	-	-	2 730	52 387	52 389	59 523
ITALY.....	7 318	248 505	248 854	270 315	54 710	2 231 241	2 241 918	2 417 188
GREECE.....	654	12 472	12 545	14 117	2 302	40 628	40 701	45 231
ROMANIA.....	12 124	70 291	70 291	75 989	45 851	246 367	250 484	275 040
TURKEY.....	271	7 103	7 103	8 219	1 064	23 457	23 487	26 740
ISRAEL.....	4 498	72 846	72 946	83 157	25 851	490 658	492 963	539 272
JORDAN.....	174	3 337	3 337	3 800	370	6 753	6 753	7 781
INDIA.....	11 423	175 773	175 731	212 645	52 813	727 551	726 222	877 539
PAKISTN.....	4 457	25 506	25 506	31 334	30 329	163 289	163 529	193 560
THAILND.....	53 981	393 175	395 459	442 309	235 721	1 725 814	1 738 294	1 983 566
MALAYSA.....	-	-	-	-	1 233	10 230	10 230	11 229
SINGAPR.....	86 026	1 061 146	1 069 237	1 200 956	393 531	4 353 037	4 365 564	4 812 481
INDNSIA.....	-	-	-	-	5 040	46 741	48 801	54 828
PHIL R.....	23 177	284 562	283 167	319 129	115 492	1 510 068	1 512 741	1 683 102
MACAO.....	19 726	321 632	327 824	366 117	93 800	1 434 394	1 441 455	1 613 880
CHINA M.....	-	-	-	-	2 922	32 450	32 541	34 409
KOR REP.....	343 585	4 724 648	4 745 177	5 405 017	1 276 168	17 742 451	17 805 318	20 553 309
HG KONG.....	149 170	2 236 491	2 265 953	2 526 361	779 790	12 755 093	12 827 587	14 093 423
CHINA T.....	233 822	4 252 966	4 302 796	4 860 564	1 790 854	31 021 882	31 362 982	35 465 128
JAPAN.....	70 948	954 106	957 321	1 060 786	428 997	6 113 525	6 199 377	6 745 372
MOROC.....	1 523	32 396	32 396	36 322	3 605	86 250	86 250	95 985
SENEGAL.....	810	13 594	13 594	15 435	821	14 100	14 100	15 975

Table 2. Schedule A Commodity by Country of Origin,
Customs Value, F.a.s. and C.i.f.—Continued

(For information on coverage, definitions of Customs, f.a.s., and c.i.f. values, see Explanation of Statistics. Shipments valued less than \$251 are shown only under Schedule A commodity number 990.0000 and excluded from all other commodities. OTH CTY represents total for countries averaging under \$1,000 per month based on Customs Value)

Country of origin	Schedule A commodity number, description and unit of quantity								
	Current month				Cumulative, January to date				
	Net quantity	Value (dollars)			Net quantity	Value (dollars)			
Customs		F.a.s.	C.i.f.	Customs		F.a.s.	C.i.f.		
OTH CTY.....	103	5 226	5 226	5 416	301	11 097	11 172	12 728	
TOTAL.....	1 074 204	15 878 882	15 996 577	17 989 326	5 728 067	87 778 222	88 402 554	99 075 182	
8414370	UNDERWEAR, TEXTILE MATERIAL NES, WOMENS GIRLS AND INFANTS, KNITTED, NOT ELASTIC ETC						(DOZ)		
CANADA.....	-	-	-	-	261	11 529	11 647	11 787	
MEXICO.....	15 347	202 169	202 169	202 169	86 289	1 072 654	1 072 421	1 072 708	
JAMAICA.....	7 778	32 617	32 617	33 372	46 572	192 284	192 294	198 126	
HAITI.....	3 941	12 504	12 504	13 067	23 325	66 602	66 620	68 931	
COLOMB.....	185	1 293	1 293	1 362	4 829	12 561	12 561	13 428	
PERU.....	-	-	-	-	3 648	6 749	6 749	8 289	
BRAZIL.....	-	-	-	-	19 680	12 240	12 250	12 902	
SWEDEN.....	234	6 128	6 128	6 279	234	6 128	6 128	6 279	
FINLAND.....	-	-	-	-	289	20 562	20 562	21 781	
DENMARK.....	-	-	-	-	625	8 582	8 583	9 336	
U KING.....	258	1 768	1 768	2 156	5 014	77 403	77 486	84 640	
FRANCE.....	2 286	47 938	47 921	51 326	5 106	109 201	109 095	115 429	
W GERM.....	9	914	914	973	221	15 397	15 132	15 946	
SWITZLD.....	66	6 866	6 718	7 224	229	18 499	18 366	19 487	
SPAIN.....	11 727	42 220	42 243	45 325	55 700	235 947	236 062	255 768	
ITALY.....	52	7 493	7 947	8 217	283	27 789	28 196	29 621	
PHIL R.....	17 414	59 875	59 875	75 802	74 240	265 474	264 654	318 805	
MACAO.....	-	-	-	-	10 616	25 918	25 918	27 494	
KOR REP.....	400	7 708	7 708	8 393	1 300	25 051	25 051	27 171	
HG KONG.....	14 860	53 513	53 085	59 796	66 210	277 708	276 952	302 914	
JAPAN.....	19	378	378	410	745	5 179	5 179	5 610	
OTH CTY.....	13	315	315	348	797	15 080	14 731	16 373	
TOTAL.....	74 589	483 699	483 583	516 219	406 213	2 508 537	2 506 637	2 642 825	
8414411	SWEATERS WHOLLY OR PART CASHMERE MENS AND BOYS KNITTED O CROCHETED, N ELAST OR RUBBERIZED						(LB)		
U KING.....	2 425	53 684	53 684	56 151	10 998	264 541	264 135	274 842	
ITALY.....	18	781	781	809	438	22 029	22 007	22 866	
OTH CTY.....	-	-	-	-	227	6 346	6 346	6 861	
TOTAL.....	2 443	54 465	54 465	56 960	11 663	292 916	292 488	304 569	
8414413	SWEATERS SHEEP-LIKE HAIR EXCEPT CASHMERE MENS AND BOYS KNIT O CROCHETED, N ELAST O RUBRZD						(LB)		
DENMARK.....	-	-	-	-	281	5 075	5 078	5 300	
U KING.....	1 216	16 999	16 999	18 228	4 413	68 455	64 463	68 442	
FRANCE.....	-	-	-	-	432	7 750	7 750	8 204	
ITALY.....	11	266	266	282	686	15 334	15 217	15 935	
ISRAEL.....	3 270	32 322	32 322	35 436	51 985	470 888	470 888	511 503	
MACAO.....	7 650	23 895	23 895	26 000	34 340	139 998	139 998	150 919	
HG KONG.....	2 881	24 819	24 819	26 375	10 120	70 391	67 762	73 283	
CHINA T.....	1 673	6 048	6 048	6 676	1 673	6 048	6 048	6 676	
OTH CTY.....	-	-	-	-	718	7 072	7 077	8 021	
TOTAL.....	16 701	104 349	104 349	112 997	104 648	791 011	784 281	848 283	
8414415	SWEATERS WOOL NES MENS AND BOYS KNITTED OR CROCHETED, NOT ELASTIC OR RUBBERIZED						(LB)		
CANADA.....	245	2 276	2 812	2 812	1 983	19 355	23 092	23 120	
MEXICO.....	641	6 063	6 063	6 063	2 475	12 134	12 204	12 463	
ECUADOR.....	-	-	-	-	1 305	7 233	7 258	8 019	
URUGUAY.....	391	3 007	3 007	3 332	1 577	12 118	12 118	13 037	
ARGENT.....	-	-	-	-	419	6 688	6 688	7 077	
NORWAY.....	550	6 414	6 414	6 935	4 178	34 187	35 109	38 190	
U KING.....	14 073	168 540	168 669	179 058	57 726	622 160	620 209	658 985	
IRELAND.....	103	1 324	1 324	1 489	1 697	15 177	15 177	16 746	
FRANCE.....	107	2 600	2 592	2 799	2 893	58 822	58 930	62 586	
W GERM.....	-	-	-	-	511	8 808	8 808	9 030	
AUSTRIA.....	575	12 955	12 955	14 595	4 168	81 565	81 636	89 240	
ITALY.....	6 669	69 411	69 411	74 349	56 468	515 085	515 773	558 522	
MACAO.....	19 760	68 124	68 124	74 890	96 816	448 333	448 333	485 521	
CHINA M.....	-	-	-	-	13 713	46 757	46 757	51 339	
HG KONG.....	24 647	132 738	133 566	139 490	69 930	370 476	371 435	400 194	
CHINA T.....	1 077	5 688	5 688	7 141	1 538	7 994	7 994	10 329	
N ZEAL.....	-	-	-	-	781	6 016	6 016	6 361	
OTH CTY.....	445	1 147	1 147	1 368	3 618	27 506	27 263	31 338	
TOTAL.....	69 283	480 287	481 772	514 321	321 796	2 300 414	2 304 800	2 482 097	
8414419	SWEATERS, KNIT, MEN AND BOYS, COTTON AND MAN-MADE FIBERS NOT ORNAMENTED						(DOZ)		
CANADA.....	616	34 340	34 582	34 609	3 721	214 280	214 928	215 396	
BRAZIL.....	-	-	-	-	147	5 805	5 805	6 479	
FINLAND.....	-	-	-	-	157	6 962	6 962	7 926	
U KING.....	627	20 932	20 937	23 208	3 201	141 602	142 033	154 371	
FRANCE.....	19	2 982	2 982	3 184	1 332	92 105	92 254	101 175	
W GERM.....	-	-	-	-	73	7 395	7 587	8 468	
SWITZLD.....	-	-	-	-	160	10 015	10 015	10 991	
SPAIN.....	-	-	-	-	470	18 150	18 150	19 601	
MALTA.....	-	-	-	-	69	8 106	8 106	8 724	
ITALY.....	1 575	84 024	84 183	91 249	30 639	1 643 069	1 644 359	1 768 930	
YUGOSLV.....	-	-	-	-	2 249	138 982	138 982	143 291	
KOR REP.....	37 885	715 772	718 923	822 988	61 027	1 176 250	1 184 784	1 369 619	
HG KONG.....	3 481	108 338	109 731	120 242	45 623	1 258 428	1 310 259	1 439 133	
CHINA T.....	49 440	1 046 110	1 062 278	1 190 890	110 801	2 462 441	2 490 680	2 797 617	
JAPAN.....	-	-	-	-	1 023	34 513	35 491	37 422	
OTH CTY.....	-	-	-	-	291	10 712	10 767	12 303	
TOTAL.....	93 643	2 012 498	2 033 616	2 286 370	260 983	7 228 815	7 321 162	8 101 446	

Table 2. Schedule A Commodity by Country of Origin,
Customs Value, F.a.s. and C.i.f.—Continued

(For information on coverage, definitions of Customs, f.a.s., and c.i.f. values, see Explanation of Statistics. Shipments valued less than \$251 are shown only under Schedule A commodity number 990.0000 and excluded from all other commodities. OTH CTY represents total for countries averaging under \$1,000 per month based on Customs Value)

Country of origin	Schedule A commodity number, description and unit of quantity							
	Current month				Cumulative, January to date			
	Net quantity	Value (dollars)			Net quantity	Value (dollars)		
Customs		F.a.s.	C.i.f.	Customs		F.a.s.	C.i.f.	
8414420	WEARING APPAREL NES MENS AND BOYS KNITTED OR CROCHETED, NOT ELASTIC OR RUBBERIZED							(LB)
CANADA.....	1 825	8 437	8 540	8 564	19 287	96 836	96 446	96 628
MEXICO.....	51 287	390 043	380 795	381 325	306 965	2 238 924	2 226 389	2 227 043
SALVADR.....	7 690	25 278	25 288	26 102	25 932	138 744	138 754	142 424
C RICA.....	-	-	-	-	1 722	6 074	5 843	6 059
HAITI.....	3 571	13 002	13 002	13 552	69 675	119 033	118 113	122 867
DOM REP.....	2 368	3 003	3 003	3 284	4 029	13 065	13 085	13 566
COLOMB.....	24 639	150 960	150 960	155 975	149 286	934 825	934 824	966 994
BRAZIL.....	1 795	5 630	5 630	6 487	4 316	16 775	16 775	18 857
NORWAY.....	46	1 455	1 455	1 487	1 202	10 741	10 741	11 637
DENMARK.....	-	-	-	-	4 775	34 633	34 633	37 270
U KING.....	1 191	6 990	6 990	7 466	5 775	63 498	64 263	68 520
IRELAND.....	35	523	523	636	1 242	9 238	9 289	10 234
NETHLDs.....	55	2 343	2 343	2 522	182	5 053	5 053	5 469
BELGIUM.....	-	-	-	-	453	8 582	8 582	9 225
FRANCE.....	3 300	38 783	38 864	43 608	49 089	392 229	393 212	423 339
W GERM.....	37	909	909	973	11 095	105 422	105 146	113 428
AUSTRIA.....	1 731	13 403	13 760	14 349	1 731	13 403	13 760	14 349
HUNGARY.....	-	-	-	-	32 778	89 725	90 801	98 985
SWITZLD.....	4	380	380	385	4 775	55 247	55 257	60 064
POLAND.....	-	-	-	-	3 836	18 012	18 012	22 098
SPAIN.....	1 200	16 710	16 710	17 980	4 628	48 158	48 151	51 722
ITALY.....	11 742	128 478	128 506	139 424	47 787	545 586	547 080	586 322
YUGOSLV.....	4 268	38 494	38 494	39 609	20 350	160 566	160 367	170 729
GREECE.....	-	-	-	-	1 084	8 116	8 116	8 547
ISRAEL.....	8	575	619	694	806	8 169	8 213	9 369
INDIA.....	107	987	987	1 141	8 020	41 644	41 652	51 478
PAKISTN.....	-	-	-	-	10 379	15 629	15 629	17 561
THAILND.....	26 964	46 097	46 097	53 763	27 311	49 713	49 713	58 273
SINGAPR.....	-	-	-	-	23 691	101 530	101 194	109 537
PHIL R.....	20 820	91 920	91 920	102 213	96 513	433 358	433 358	468 976
KOR REP.....	382 653	1 309 454	1 311 260	1 513 025	1 935 718	6 795 899	6 787 415	7 806 920
HG KONG.....	107 888	402 141	404 641	436 896	509 322	2 035 431	2 035 516	2 219 959
CHINA T.....	987 509	2 643 507	2 658 363	3 038 987	4 657 392	13 308 734	13 365 722	15 093 468
JAPAN.....	137 849	733 263	736 895	795 901	661 600	3 489 114	3 497 187	3 754 536
N ZEAL.....	522	5 231	5 231	5 725	8 543	74 424	74 424	80 400
OTH CTY.....	138	984	984	1 074	1 796	10 245	10 246	11 577
TOTAL.....	1 781 242	6 078 980	6 093 149	6 813 147	8 713 085	31 496 375	31 542 981	34 968 430
8414432	DRESSES WOOL WOMENS AND GIRLS KNIT ETC							(NO)
U KING.....	16	401	402	443	654	10 649	10 924	11 473
FRANCE.....	4	325	325	378	756	34 841	34 094	35 617
ITALY.....	6 011	178 368	179 494	187 400	15 376	419 352	420 394	438 543
HG KONG.....	11 444	96 956	97 205	103 456	15 703	151 060	151 339	164 687
CHINA T.....	2 000	11 750	11 750	12 188	2 700	21 167	21 167	22 301
OTH CTY.....	184	4 654	4 654	5 514	573	18 809	18 812	20 739
TOTAL.....	19 659	292 454	293 830	309 379	35 762	655 878	656 730	693 360
8414434	DRESSES OF MAN-MADE FIBERS WOMENS GIRLS AND INFANTS KNIT ETC							(DOZ)
CANADA.....	-	-	-	-	58	10 847	11 883	11 969
MEXICO.....	4 454	218 981	218 981	218 981	17 760	957 712	958 256	958 494
SALVADR.....	2 440	114 087	114 086	117 439	7 633	344 511	342 653	353 617
C RICA.....	2 215	49 095	49 602	51 986	4 596	143 482	143 989	149 729
HAITI.....	5 067	86 895	87 038	91 198	17 316	339 523	341 336	365 466
DOM REP.....	326	11 061	11 061	11 332	1 118	39 242	39 242	40 513
TRINID.....	156	8 325	8 325	8 634	156	8 325	8 325	8 634
COLOMB.....	943	38 790	38 789	40 671	2 850	127 604	127 995	133 516
BRAZIL.....	-	-	-	-	35	6 364	6 364	6 620
SWEDEN.....	5	1 742	1 742	1 824	18	5 006	5 006	5 484
DENMARK.....	-	-	-	-	35	11 799	11 799	12 258
U KING.....	17	8 425	8 618	8 941	249	112 742	113 828	118 750
NETHLDs.....	-	-	-	-	29	6 001	6 001	6 485
FRANCE.....	71	16 649	16 688	17 926	848	164 985	164 920	173 218
W GERM.....	2	1 770	1 770	1 888	124	27 599	27 628	28 639
AUSTRIA.....	18	3 858	3 895	4 058	56	18 040	18 077	18 672
SPAIN.....	636	63 708	63 708	68 071	1 533	150 469	150 686	162 050
PORTUGL.....	616	11 360	11 361	12 562	5 242	99 489	99 790	110 381
MALTA.....	-	-	-	-	782	64 786	59 329	70 622
ITALY.....	1 167	263 723	263 793	274 293	4 227	978 563	974 589	1 018 756
GREECE.....	-	-	-	-	593	15 113	15 119	16 745
ISRAEL.....	131	3 341	3 341	3 607	641	47 440	47 531	50 971
PHIL R.....	6 471	91 898	91 898	105 294	49 087	674 541	674 576	766 322
KOR REP.....	1 111	35 030	34 988	42 266	3 564	75 394	75 352	88 233
HG KONG.....	6 714	390 046	390 592	418 571	28 610	1 878 919	1 877 441	2 067 331
CHINA T.....	8 140	266 207	267 660	308 036	29 681	921 544	926 971	1 072 825
JAPAN.....	2 981	35 243	35 243	39 093	5 812	115 186	115 253	125 512
REP SAF.....	-	-	-	-	204	9 856	9 856	13 902
OTH CTY.....	10	2 149	2 149	2 250	137	19 667	19 667	20 906
TOTAL.....	43 691	1 722 383	1 725 328	1 848 921	182 994	7 374 749	7 373 462	7 976 620
8414441	SWEATERS CASHMERE WOMENS GIRLS AND INFANTS KNITTED OR CROCHETED, NOT ELASTIC OR RUBBERIZED							(LB)
U KING.....	3 218	103 033	103 033	105 617	6 803	278 112	277 990	285 661
IRELAND.....	-	-	-	-	363	6 791	6 791	7 046
FRANCE.....	4	767	767	781	484	43 331	44 690	46 107
ITALY.....	31	2 880	2 880	2 983	887	47 043	47 180	49 873
HG KONG.....	165	1 626	1 626	1 862	1 625	14 831	15 065	16 345
OTH CTY.....	-	-	-	-	76	2 964	2 964	3 117
TOTAL.....	3 418	108 306	108 306	111 243	10 238	393 072	394 680	408 149

Table 2. Schedule A Commodity by Country of Origin,
Customs Value, F.a.s. and C.i.f.—Continued

(For information on coverage, definitions of Customs, f.a.s., and c.i.f. values, see Explanation of Statistics. Shipments valued less than \$251 are shown only under Schedule A commodity number 990.0000 and excluded from all other commodities. OTH CTY represents total for countries averaging under \$1,000 per month based on Customs Value)

Country of origin	Schedule A commodity number, description and unit of quantity							
	Current month			Cumulative, January to date				
	Net quantity	Value (dollars)			Net quantity	Value (dollars)		
Customs		F.a.s.	C.i.f.	Customs		F.a.s.	C.i.f.	
8414443	SWEATERS SHEEP-LIKE HAIR EXCEPT CASHMERE WOMENS GIRLS A INFNTS KNIT O CROCHED, N ELAS ETC (LB)							
U KING.....	1 222	16 919	16 919	17 917	3 091	45 593	45 456	48 092
FRANCE.....	44	2 421	2 421	2 583	677	19 447	18 720	19 782
W GERM.....	140	4 759	4 759	4 881	322	10 930	10 930	11 401
ITALY.....	621	7 380	7 459	8 022	2 119	34 808	35 208	37 857
HG KONG.....	19 939	187 181	191 874	205 229	45 237	466 188	472 418	503 328
CHINA T.....	-	-	-	-	1 133	9 006	9 006	10 730
OTH CTY.....	50	682	682	769	1 411	14 270	14 275	15 697
TOTAL.....	22 016	219 342	224 114	239 401	53 990	600 242	606 013	646 887
8414445	SWEATERS WOOL WOMENS GIRLS AND INFANTS KNITTED OR CROCHETED, NOT ELASTIC OR RUBBERIZED (LB)							
MEXICO.....	1 863	11 259	11 390	12 052	8 852	37 328	37 471	41 055
COLOMB.....	-	-	-	-	2 878	6 113	14 648	17 850
ECUADOR.....	93	397	397	444	2 006	11 965	11 965	12 735
BOLIVIA.....	74	920	920	968	577	5 019	4 776	5 228
URUGUAY.....	-	-	-	-	2 331	16 665	16 665	17 957
ICELAND.....	92	1 251	1 179	1 535	534	8 715	8 197	9 720
NORWAY.....	411	6 309	6 309	6 787	1 038	14 505	14 505	16 170
DENMARK.....	18	360	360	386	677	7 038	7 162	7 514
U KING.....	3 166	52 724	52 885	55 233	11 286	216 886	217 181	225 776
IRELAND.....	156	3 104	3 104	3 172	822	14 820	14 820	15 535
FRANCE.....	831	20 789	20 738	21 954	8 094	210 354	211 293	221 948
W GERM.....	218	791	791	930	5 501	19 433	19 431	21 318
AUSTRIA.....	204	4 035	4 035	4 277	1 218	14 460	14 529	15 659
SWITZLD.....	151	5 575	5 575	5 799	492	13 945	13 989	14 738
ITALY.....	9 777	117 444	117 447	125 035	29 662	539 440	541 289	581 837
INDIA.....	-	-	-	-	3 364	21 772	21 772	24 984
MACAO.....	5 140	20 015	20 015	20 015	32 777	132 909	132 909	143 752
HG KONG.....	92 034	634 407	644 614	696 184	229 480	1 631 052	1 634 703	1 787 376
CHINA T.....	7 977	55 615	55 615	62 073	19 660	153 152	153 152	165 396
OTH CTY.....	133	1 117	1 117	1 439	1 211	12 078	12 016	13 207
TOTAL.....	122 338	936 112	946 491	1 018 283	362 460	3 087 649	3 102 473	3 359 755
8414448	SWEATERS MAN-MADE FIBERS WOMENS GIRLS AND INFANTS KNIT ETC (DOZ)							
CANADA.....	16	1 131	1 141	1 155	603	36 791	36 917	37 749
JAMAICA.....	128	5 368	5 368	5 682	128	5 368	5 368	5 682
COLOMB.....	-	-	-	-	10 123	453 063	454 478	472 242
SWEDEN.....	-	-	-	-	489	58 395	58 395	60 659
U KING.....	338	17 352	17 352	17 980	632	46 510	46 636	48 667
IRELAND.....	-	-	-	-	235	12 291	12 288	12 996
FRANCE.....	1 047	80 023	80 034	87 523	5 691	611 094	614 381	654 857
W GERM.....	689	50 573	50 573	52 403	3 610	264 111	263 910	275 408
AUSTRIA.....	26	2 711	2 779	2 964	68	6 376	6 097	6 463
SWITZLD.....	52	15 381	15 381	15 832	281	63 985	63 578	65 872
POLAND.....	-	-	-	-	5 856	93 712	93 712	101 531
SPAIN.....	862	27 547	27 547	30 189	1 989	61 659	61 674	67 105
PORTUGL.....	385	6 799	6 855	7 614	7 078	130 177	130 402	143 596
ITALY.....	1 065	75 431	75 709	80 693	19 755	1 281 385	1 288 678	1 374 669
GREECE.....	80	1 710	1 710	1 864	256	5 730	5 730	6 271
ROMANIA.....	-	-	-	-	304	6 749	6 749	7 139
ISRAEL.....	-	-	-	-	373	21 478	21 513	24 747
THAILND.....	612	4 375	4 375	4 873	906	10 255	10 255	11 311
SINGAPR.....	33	1 461	1 480	1 694	7 440	123 741	124 396	138 173
PHIL R.....	7 023	95 738	97 795	107 866	48 390	674 463	681 069	753 258
MACAO.....	1 110	29 450	29 450	32 038	9 135	242 069	242 069	276 275
CHINA M.....	-	-	-	-	59	6 633	6 633	6 874
KOR REP.....	233 307	4 937 801	4 951 755	5 608 176	534 656	10 845 187	10 870 162	12 322 348
HG KONG.....	67 923	2 054 853	2 076 223	2 263 022	272 532	8 306 206	8 480 711	9 314 496
CHINA T.....	309 547	7 173 728	7 244 675	8 092 918	750 669	17 052 405	17 219 370	19 444 385
JAPAN.....	38 098	645 015	650 755	736 200	128 607	2 214 028	2 226 345	2 482 124
SIER LN.....	-	-	-	-	369	8 134	8 134	8 810
OTH CTY.....	48	2 059	2 068	2 166	346	12 173	12 192	13 046
TOTAL.....	662 389	15 228 506	15 343 025	17 152 852	1 810 580	42 654 168	43 051 842	48 136 755
8414449	SWEATERS, COT, WOMENS GIRLS & INFANTS KNIT ETC (DOZ)							
CANADA.....	8	531	535	535	293	11 069	11 073	11 488
PERU.....	-	-	-	-	1 257	11 479	11 479	13 104
SWEDEN.....	-	-	-	-	294	13 310	13 310	14 052
DENMARK.....	-	-	-	-	257	10 701	10 701	11 571
U KING.....	15	2 317	2 337	2 484	367	38 614	38 840	40 726
BELGIUM.....	-	-	-	-	3 250	91 995	92 010	100 012
FRANCE.....	825	61 012	61 038	65 953	20 959	931 495	939 071	1 004 666
SWITZLD.....	73	11 568	11 567	12 199	203	24 906	24 837	26 362
SPAIN.....	275	5 466	5 466	5 973	1 506	40 414	40 545	43 589
ITALY.....	8 243	258 425	258 830	279 469	51 257	1 870 392	1 886 184	2 018 158
GREECE.....	-	-	-	-	71	5 046	5 046	5 269
ISRAEL.....	36	562	562	676	4 487	117 081	116 581	133 549
PHIL R.....	-	-	-	-	234	5 451	5 451	7 284
MACAO.....	912	14 751	15 337	18 586	3 454	69 344	70 083	80 655
KOR REP.....	-	-	-	-	4 641	114 143	114 143	142 710
HG KONG.....	22 814	527 557	538 131	609 968	164 663	3 781 137	3 855 712	4 290 774
SENEGAL.....	-	-	-	-	330	6 200	6 200	7 038
OTH CTY.....	113	5 234	5 234	5 624	1 074	25 229	25 543	27 915
TOTAL.....	33 314	887 423	899 037	1 001 467	258 597	7 168 006	7 266 809	7 978 922

Table 2. Schedule A Commodity by Country of Origin,
Customs Value, F.a.s. and C.i.f.—Continued

(For information on coverage, definitions of Customs, f.a.s., and c.i.f. values, see Explanation of Statistics. Shipments valued less than \$251 are shown only under Schedule A commodity number 990.0000 and excluded from all other commodities. OTH CTY represents total for countries averaging under \$1,000 per month based on Customs Value)

Country of origin	Schedule A commodity number, description and unit of quantity							
	Current month				Cumulative, January to date			
	Net quantity	Value (dollars)			Net quantity	Value (dollars)		
Customs		F.a.s.	C.i.f.	Customs		F.a.s.	C.i.f.	
8414452	SKIRTS, WOOL, WOMENS, GIRLS AND INFANTS, KNITTED OR CROCHETED, NOT ELASTIC OR RUBBERIZED (LB)							
COLOMB.....	1 447	8 421	8 421	8 707	13 794	77 623	77 623	80 924
U KING.....	37	1 449	1 511	1 588	993	19 817	19 898	20 786
FRANCE.....	17	1 388	1 388	1 450	964	36 974	37 509	39 428
W GERM.....	81	1 565	1 565	1 609	766	13 663	13 663	14 588
SWITZLD.....	109	2 690	2 690	2 851	392	9 218	9 365	9 926
ITALY.....	2 637	42 101	42 111	43 877	8 927	207 453	207 605	216 567
HG KONG.....	3 788	25 817	25 817	27 353	8 748	73 737	73 930	78 779
OTH CTY.....	477	2 550	2 550	2 681	2 143	16 924	16 929	18 630
TOTAL.....	8 593	85 981	86 053	90 116	36 727	455 409	456 522	479 628
8414456	SKIRTS, COTTON, MAN-MADE FIBERS, WOMENS GIRLS AND INFANTS, KNIT OR CROCHETED (DOZ)							
CANADA.....	5	1 026	1 031	1 031	1 399	16 052	16 065	16 346
MEXICO.....	102	5 571	5 555	5 571	558	23 554	23 538	23 554
SALVADR.....	93	3 019	3 019	3 148	487	11 726	11 726	12 098
HAITI.....	1 088	21 337	21 588	26 898	3 459	63 585	64 258	76 100
DOM REP.....	-	-	-	-	816	18 988	18 988	19 682
COLOMB.....	84	1 199	1 199	1 272	1 465	46 635	46 634	48 435
SWEDEN.....	3	556	556	587	239	26 424	26 424	27 653
U KING.....	-	-	-	-	86	19 134	19 484	20 355
FRANCE.....	68	11 663	11 515	12 815	905	117 825	117 302	125 738
W GERM.....	39	6 743	6 743	6 924	457	67 331	67 331	70 413
SWITZLD.....	3	584	584	617	57	12 944	12 793	13 481
SPAIN.....	-	-	-	-	416	8 991	8 986	9 799
MALTA.....	-	-	-	-	110	17 773	17 782	18 838
ITALY.....	221	38 143	38 303	39 897	2 500	344 440	345 107	362 881
ISRAEL.....	-	-	-	-	294	29 732	29 826	32 205
INDIA.....	-	-	-	-	352	15 184	15 184	17 659
SINGAPR.....	-	-	-	-	90	5 115	5 227	5 948
PHIL R.....	176	1 424	1 424	1 592	4 417	43 614	43 614	48 771
KOR REP.....	200	4 400	4 400	5 267	975	19 443	19 865	23 349
HG KONG.....	2 389	104 834	105 740	113 902	11 342	504 123	511 569	559 959
CHINA T.....	6 099	149 571	149 849	174 710	21 979	492 846	493 644	603 955
JAPAN.....	111	4 050	4 050	4 316	6 269	100 722	104 811	112 031
OTH CTY.....	58	5 830	5 830	6 525	368	17 632	17 632	19 518
TOTAL.....	10 739	359 950	361 386	405 072	59 040	2 023 813	2 037 790	2 268 768
8414462	BLOUSES, WOOL, WOMENS GIRLS AND INFANTS KNITTED OR CROCHETED, NOT ELASTIC OR RUBBERIZED (LB)							
C RICA.....	-	-	-	-	5 399	32 501	32 501	33 410
COLOMB.....	873	5 691	5 691	5 819	48 674	283 485	283 485	293 555
FRANCE.....	81	2 408	2 408	2 500	538	19 287	19 359	20 312
ITALY.....	756	24 959	24 970	26 087	8 499	225 031	225 597	234 325
KOR REP.....	2 868	16 473	16 473	17 765	2 868	16 473	16 473	17 765
HG KONG.....	5 653	52 355	53 598	57 310	9 578	92 476	93 733	101 600
OTH CTY.....	192	2 752	2 766	2 934	341	6 238	6 252	6 705
TOTAL.....	10 423	104 638	105 906	112 415	75 897	675 491	677 400	707 672
8414470	COATS, WOOL OVER \$5 LB WOMENS AND GIRLS NOT ORNAMENTED, KNITTED ETC (NO)							
COLOMB.....	-	-	-	-	18 103	92 852	92 852	96 187
ICELAND.....	96	2 691	2 422	2 944	449	12 253	11 577	13 647
U KING.....	-	-	-	-	482	19 722	19 767	20 468
IRELAND.....	52	2 157	2 157	2 409	157	5 445	5 445	5 925
FRANCE.....	40	1 222	1 222	1 373	531	22 331	22 338	23 258
W GERM.....	6	261	261	261	707	24 600	24 600	25 550
SWITZLD.....	90	3 161	3 161	3 325	233	8 534	8 534	8 935
ITALY.....	803	15 649	15 649	16 370	4 236	125 649	125 722	130 098
HG KONG.....	6 612	79 561	79 586	83 212	21 137	290 849	290 213	304 360
OTH CTY.....	152	1 679	1 679	1 928	523	5 790	5 790	6 904
TOTAL.....	7 851	106 381	106 137	111 822	46 558	608 025	606 838	635 332
8414480	OUTERWEAR NES TEXTILE, WOMENS GIRLS A INFANTS, KNIT OR CROCHETED, NOT ELAST OR RUBBERIZED (LB)							
CANADA.....	2 609	38 249	39 914	40 092	18 219	270 144	276 751	277 872
MEXICO.....	165 816	1 298 155	1 290 808	1 298 271	896 292	6 814 802	6 752 370	6 842 938
GUATMAL.....	95	353	353	378	4 966	13 279	13 279	15 245
SALVADR.....	38 402	186 975	186 987	192 052	381 391	1 830 044	1 827 811	1 874 045
HONDURA.....	-	-	-	-	2 279	11 299	11 299	11 545
NICARAG.....	-	-	-	-	10 211	65 069	64 783	68 631
C RICA.....	32 320	116 238	116 597	120 874	201 869	896 418	905 349	939 801
PANAMA.....	6 009	15 209	15 209	17 544	6 009	15 209	15 209	17 544
JAMAICA.....	11 218	38 045	38 037	40 171	24 961	80 846	80 838	86 329
HAITI.....	121 575	571 578	572 368	633 137	422 989	2 183 069	2 179 845	2 358 548
DOM REP.....	15 603	24 581	24 685	26 234	75 087	272 609	273 385	280 380
LW WW I.....	222	4 004	4 004	4 188	836	17 159	17 159	17 905
TRINID.....	4 335	23 003	23 003	24 756	28 818	160 430	160 430	168 900
COLOMB.....	104 963	626 573	623 531	643 601	596 585	3 686 033	3 687 807	3 823 360
GUYANA.....	-	-	-	-	1 090	9 914	9 914	10 282
ECUADOR.....	3 152	20 198	20 199	21 680	9 506	47 263	47 264	50 749
BOLIVIA.....	253	2 217	2 217	2 384	727	5 847	5 847	6 431
BRAZIL.....	33 356	85 266	85 266	94 312	693 043	2 048 264	2 046 840	2 256 993
ARGENT.....	-	-	-	-	3 097	7 702	7 702	8 606
ICELAND.....	66	819	737	888	747	5 229	5 147	5 761
SWEDEN.....	346	6 716	6 716	7 514	10 484	177 666	177 861	186 764
FINLAND.....	164	3 045	3 045	3 373	6 416	96 708	96 708	103 608
DENMARK.....	88	1 537	1 537	1 776	4 790	61 384	61 276	65 848
U KING.....	1 041	15 960	15 816	17 298	16 006	312 978	311 833	331 152

Table 2. Schedule A Commodity by Country of Origin,
Customs Value, F.a.s. and C.i.f.—Continued

(For information on coverage, definitions of Customs, f.a.s., and c.i.f. values, see Explanation of Statistics. Shipments valued less than \$251 are shown only under Schedule A commodity number 990.0000 and excluded from all other commodities. OTH CTY represents total for countries averaging under \$1,000 per month based on Customs Value)

Country of origin	Schedule A commodity number, description and unit of quantity							
	Current month				Cumulative, January to date			
	Net quantity	Value (dollars)			Net quantity	Value (dollars)		
Customs		F.a.s.	C.i.f.	Customs		F.a.s.	C.i.f.	
IRELAND.....	600	11 265	11 265	11 987	3 387	38 170	38 357	41 695
NETHERLDS.....	260	5 247	5 035	5 833	1 201	22 580	22 368	25 264
BELGIUM.....	2 521	19 158	19 158	21 450	17 802	160 859	162 765	173 945
FRANCE.....	42 459	383 407	384 465	406 478	314 554	2 885 825	2 887 208	3 016 201
W GERM.....	8 324	148 613	148 615	154 813	47 547	935 154	935 539	979 356
AUSTRIA.....	49	2 453	2 453	2 548	2 165	85 968	85 968	88 827
SWITZLD.....	8 123	28 788	28 788	31 688	11 171	93 971	93 777	100 480
POLAND.....	-	-	-	-	8 515	24 241	24 241	27 935
SPAIN.....	9 966	73 135	73 135	82 149	42 189	306 697	309 733	345 477
PORTUGL.....	8 745	59 830	59 852	66 458	54 918	391 230	404 427	443 901
MALTA.....	1 304	5 010	5 010	5 945	4 193	41 975	40 213	45 707
ITALY.....	43 001	809 425	811 479	864 096	414 490	6 848 197	6 883 770	7 299 536
YUGOSLV.....	3 124	25 320	25 320	26 552	10 553	102 645	102 645	106 253
GREECE.....	6 349	51 700	51 700	58 150	14 914	182 890	182 889	198 650
ROMANIA.....	13 228	31 450	31 450	32 865	23 919	49 590	50 690	54 395
TURKEY.....	268	2 238	2 238	2 836	2 483	25 319	25 366	29 255
ISRAEL.....	123 134	771 985	772 507	841 263	546 022	3 930 367	3 941 006	4 244 295
INDIA.....	33 036	203 279	202 421	236 824	172 806	1 087 586	1 086 599	1 290 723
PAKISTN.....	2 882	14 119	14 119	17 402	11 617	80 839	80 839	95 645
THAILND.....	97 141	280 139	282 152	317 991	808 815	2 870 706	2 895 591	3 237 722
S VETNM.....	-	-	-	-	24 395	77 440	77 440	87 759
SINGAPR.....	194 484	744 676	741 351	806 663	2 861 035	10 479 942	10 357 408	11 262 212
PHIL R.....	139 078	478 422	477 102	537 467	690 733	2 690 398	2 693 698	3 000 506
MACAO.....	11 388	53 666	54 544	62 988	138 371	614 109	618 812	686 016
CHINA M.....	12	1 177	1 177	1 265	6 944	20 216	20 216	21 301
KOR REP.....	268 757	917 847	925 121	1 058 511	2 363 689	8 595 131	8 686 673	9 674 669
HG KONG.....	583 090	3 675 619	3 703 027	4 078 852	3 812 780	24 792 656	24 877 029	27 198 549
CHINA T.....	641 493	2 390 115	2 426 538	2 732 666	6 539 020	25 369 663	25 786 059	28 753 774
JAPAN.....	507 622	1 903 718	1 937 123	2 131 054	3 392 905	14 886 813	15 216 543	16 489 501
AUSTRAL.....	-	-	-	-	987	8 366	8 366	9 177
MOROC.....	-	-	-	-	919	5 201	5 201	5 961
MAURIT.....	3 847	36 864	36 864	43 587	13 684	130 222	130 222	158 498
OTH CTY.....	1 442	8 674	8 673	9 641	2 564	16 050	16 049	18 889
TOTAL.....	3 297 360	16 216 060	16 313 711	17 840 547	25 777 705	126 940 381	127 784 414	139 021 311
8414490	CLOTHING ACCESSORIES AND ARTICLES, TEXTILE FIBERS, KNIT OR CROCHETED, NON ELASTIC OR RUBBERIZED (LB)							
HAITI.....	-	-	-	-	2 181	10 137	9 855	10 906
U KING.....	2 716	21 081	21 199	22 955	8 866	90 094	90 484	96 393
FRANCE.....	1 719	24 473	24 606	26 578	5 754	104 233	104 793	111 165
W GERM.....	6 416	12 884	12 884	14 391	24 498	72 490	72 195	77 659
SWITZLD.....	838	28 050	27 642	28 962	3 213	100 180	99 769	103 607
SPAIN.....	50	251	251	251	762	6 580	6 582	7 863
ITALY.....	885	23 829	23 932	25 182	6 482	158 598	159 644	169 038
INDIA.....	236	1 935	1 935	2 346	952	10 129	10 129	11 313
PHIL R.....	11 502	35 677	34 869	41 619	83 894	297 640	296 755	336 092
KOR REP.....	11 876	38 077	38 077	43 970	55 168	233 237	235 519	274 819
HG KONG.....	3 669	16 672	16 752	17 785	8 504	41 937	41 992	45 358
CHINA T.....	9 862	30 587	30 587	36 100	44 173	169 265	169 779	200 600
JAPAN.....	43 509	171 835	172 046	202 469	169 072	713 875	714 563	814 164
OTH CTY.....	1 085	8 093	8 041	8 747	5 500	38 853	38 808	42 424
TOTAL.....	94 363	413 444	412 821	471 355	421 019	2 047 248	2 050 867	2 301 401
8415200	HEADWEAR, PLAITED							
CANADA.....	-	28 457	30 622	30 622	-	209 446	217 920	217 942
MEXICO.....	-	71 599	72 622	73 512	-	344 190	348 633	353 297
COLOMB.....	-	1 182	1 182	1 281	-	7 538	7 538	8 209
U KING.....	-	313	313	345	-	44 640	44 840	52 818
FRANCE.....	-	471	471	492	-	22 308	22 385	23 711
ITALY.....	-	48 805	48 863	58 166	-	731 977	731 935	865 660
PHIL R.....	-	7 550	7 550	8 944	-	54 848	54 848	69 817
CHINA M.....	-	-	-	-	-	19 892	20 734	22 493
KOR REP.....	-	22 905	22 905	29 503	-	89 163	89 163	106 975
HG KONG.....	-	33 345	33 373	39 107	-	223 365	219 091	251 284
CHINA T.....	-	117 699	117 729	136 243	-	529 201	529 852	623 660
JAPAN.....	-	231 916	232 416	273 819	-	319 597	320 792	378 828
OTH CTY.....	-	3 604	3 604	5 991	-	17 049	17 052	21 849
TOTAL.....	-	567 846	571 650	658 025	-	2 613 214	2 624 783	2 996 543
8415320	HEADWEAR, WOOL, EXCEPT FELT (NO)							
CANADA.....	172	891	891	950	13 227	45 084	45 649	45 708
U KING.....	32 338	56 703	56 703	59 687	81 062	145 581	145 581	155 983
IRELAND.....	1 400	6 742	6 742	7 340	10 982	50 140	50 212	54 593
FRANCE.....	55 186	61 235	61 084	68 661	360 896	313 138	311 331	348 777
CZECHO.....	4 695	9 438	9 438	10 193	40 695	20 626	20 626	26 440
SPAIN.....	-	-	-	-	36 000	22 370	22 370	25 151
ITALY.....	14 400	21 600	21 600	24 397	27 311	35 638	35 638	39 773
GREECE.....	1 352	3 017	3 017	3 651	8 871	20 031	20 061	24 550
HG KONG.....	250	375	375	388	4 892	5 347	5 378	6 214
OTH CTY.....	94	320	288	350	55 644	12 660	12 526	14 492
TOTAL.....	109 887	160 321	160 138	175 617	639 580	670 615	669 372	741 681
8415340	HEADWEAR, TEXTILE FIBERS, NES							
CANADA.....	-	3 857	3 888	3 888	-	50 407	50 990	51 138
MEXICO.....	-	33 742	33 742	33 742	-	108 633	105 942	106 165
HAITI.....	-	4 403	4 403	4 710	-	7 768	7 768	8 227
U KING.....	-	70 590	70 612	74 392	-	397 794	398 434	427 761

Table 2. **Schedule A Commodity by Country of Origin, Customs Value, F.a.s. and C.i.f.—Continued**

(For information on coverage, definitions of Customs, f.a.s., and c.i.f. values, see Explanation of Statistics. Shipments valued less than \$251 are shown only under Schedule A commodity number 990.000 and excluded from all other commodities. OTH CTY represents total for countries averaging under \$1,000 per month based on Customs Value)

Country of origin	Schedule A commodity number, description and unit of quantity							
	Current month				Cumulative, January to date			
	Net quantity	Value (dollars)			Net quantity	Value (dollars)		
Customs		F.a.s.	C.i.f.	Customs		F.a.s.	C.i.f.	
FRANCE.....	-	7 747	7 745	8 383	-	43 271	43 611	47 875
W GERM.....	-	-	-	-	-	6 058	6 058	6 142
SWITZLD.....	-	1 599	1 599	1 834	-	18 685	18 716	22 051
ITALY.....	-	28 423	28 627	33 876	-	185 781	186 021	214 045
GREECE.....	-	5 333	5 333	6 510	-	23 282	23 282	28 505
PHIL R.....	-	1 623	1 623	2 006	-	10 513	10 513	12 907
CHINA M.....	-	73 557	73 212	83 007	-	799 323	795 297	895 629
KOR REP.....	-	280 570	280 570	321 108	-	1 714 345	1 713 948	1 948 723
HG KONG.....	-	267 819	268 496	302 683	-	2 103 417	2 092 628	2 359 269
CHINA T.....	-	32 438	32 504	36 963	-	101 910	102 063	116 228
JAPAN.....	-	98 614	98 652	109 858	-	725 720	740 485	825 640
AUSTRAL.....	-	-	-	-	-	79 408	79 408	84 819
REP SAF.....	-	-	-	-	-	9 313	9 313	10 056
OTH CTY.....	-	2 387	2 400	2 566	-	20 091	20 228	22 734
TOTAL.....	-	912 702	913 406	1 025 528	-	6 405 719	6 404 725	7 187 914
8415520	HEADWEAR OF FUR FELT, MENS AND BOYS							(DOZ)
CANADA.....	29	4 334	4 461	4 461	1 049	54 187	55 254	55 254
BRAZIL.....	-	-	-	-	1 854	58 333	58 333	61 458
U KING.....	-	-	-	-	384	42 089	42 089	43 129
AUSTRIA.....	13	2 175	2 175	2 407	113	14 675	14 675	15 702
CZECHO.....	-	-	-	-	256	38 005	39 229	41 788
SPAIN.....	229	7 287	7 287	8 036	2 036	69 701	69 701	73 576
ITALY.....	225	12 783	12 783	13 792	818	82 457	82 457	92 596
OTH CTY.....	2	437	437	687	16	2 378	2 378	2 863
TOTAL.....	498	27 016	27 143	29 383	6 526	361 825	364 116	386 366
8415540	HEADWEAR OF FELT NES							(DOZ)
CANADA.....	-	1 004	1 008	1 008	-	5 374	6 402	6 402
U KING.....	-	-	-	-	-	34 646	34 881	40 257
FRANCE.....	-	264	284	322	-	16 705	16 745	18 393
CZECHO.....	-	8 359	8 359	8 976	-	127 423	129 621	135 244
SWITZLD.....	-	-	-	-	-	11 041	11 359	12 716
ITALY.....	-	7 513	7 513	7 800	-	16 431	16 456	17 410
YUGOSLV.....	-	-	-	-	-	66 396	66 396	69 180
GREECE.....	-	2 023	2 023	2 554	-	12 338	12 338	14 811
OTH CTY.....	-	876	891	948	-	1 504	1 519	1 656
TOTAL.....	-	20 039	20 078	21 608	-	292 858	295 717	316 069
8415820	BATHING CAPS OF RUBBER OR PLASTICS NES							(DOZ)
CANADA.....	17	279	282	282	1 518	7 495	7 505	7 935
U KING.....	7 176	40 872	40 872	44 046	48 285	286 236	286 236	307 813
W GERM.....	597	6 150	6 150	6 601	8 140	94 108	91 638	100 465
SPAIN.....	871	10 276	10 276	11 029	12 786	72 995	72 995	82 465
HG KONG.....	360	1 811	1 811	2 783	34 460	27 972	26 584	29 519
CHINA T.....	-	-	-	-	40 193	35 049	35 049	37 313
JAPAN.....	-	-	-	-	1 565	9 754	9 754	12 648
N ZEAL.....	408	1 155	1 155	1 395	3 960	9 548	9 548	11 763
OTH CTY.....	-	-	-	-	216	3 173	3 173	3 397
TOTAL.....	9 429	60 543	60 546	66 136	151 123	546 330	542 482	593 338
8415840	HEADWEAR NES & HEAD-BANDS, LININGS, ETC							(DOZ)
CANADA.....	-	65 636	65 749	66 398	-	1 428 161	1 442 083	1 445 174
MEXICO.....	-	261 119	258 342	261 303	-	1 029 616	1 014 608	1 032 338
HAITI.....	-	-	-	-	-	7 821	7 821	9 115
SWEDEN.....	-	291	291	565	-	11 627	11 607	12 771
NORWAY.....	-	4 322	4 322	4 468	-	16 308	16 308	16 888
U KING.....	-	6 462	6 462	6 875	-	52 528	52 623	57 698
W GERM.....	-	5 302	5 302	5 450	-	35 476	35 494	41 447
SPAIN.....	-	7 319	7 319	8 370	-	15 335	15 232	17 865
ITALY.....	-	68 714	68 714	81 611	-	521 961	521 481	601 778
KOR REP.....	-	256	256	279	-	22 801	22 801	24 621
HG KONG.....	-	72 685	73 020	81 574	-	299 857	299 759	336 993
CHINA T.....	-	150 692	150 728	184 808	-	764 640	765 578	923 016
JAPAN.....	-	106 178	106 178	122 590	-	436 125	436 161	489 279
OTH CTY.....	-	3 529	3 548	3 992	-	19 717	19 737	22 846
TOTAL.....	-	752 505	750 231	828 283	-	4 661 973	4 661 293	5 031 829
8420100	FURSKIN ARTICLES NSPF							(DOZ)
CANADA.....	-	180 640	180 410	181 131	-	510 141	510 445	514 288
MEXICO.....	-	-	-	-	-	31 017	31 415	31 415
HAITI.....	-	740	740	810	-	5 044	5 044	5 551
PERU.....	-	7 405	7 405	7 966	-	38 100	38 100	40 257
BOLIVIA.....	-	8 531	8 531	9 649	-	28 642	28 642	32 032
BRAZIL.....	-	3 960	3 960	5 038	-	17 576	17 576	20 387
ARGENT.....	-	13 941	13 941	14 883	-	42 510	42 510	45 277
FINLAND.....	-	6 193	6 193	6 522	-	11 844	11 844	12 700
DENMARK.....	-	418	418	458	-	8 602	8 602	8 918
U KING.....	-	27 075	27 135	28 745	-	97 201	97 191	104 155
FRANCE.....	-	7 390	7 344	7 541	-	45 201	45 198	46 741
W GERM.....	-	14 583	14 590	15 050	-	29 670	29 677	30 966
AUSTRIA.....	-	-	-	-	-	6 685	6 685	6 806
POLAND.....	-	2 471	2 471	2 593	-	17 985	17 985	19 494
SPAIN.....	-	58 236	58 236	59 798	-	272 836	272 836	279 211
ITALY.....	-	39 648	39 642	42 369	-	52 334	52 328	55 913

Table 2. **Schedule A Commodity by Country of Origin, Customs Value, F.a.s. and C.i.f.—Continued**

(For information on coverage, definitions of Customs, f.a.s., and c.i.f. values, see Explanation of Statistics. Shipments valued less than \$251 are shown only under Schedule A commodity number 990.0000 and excluded from all other commodities. OTH CTY represents total for countries averaging under \$1,000 per month based on Customs Value)

Country of origin	Schedule A commodity number, description and unit of quantity							
	Current month				Cumulative, January to date			
	Net quantity	Value (dollars)			Net quantity	Value (dollars)		
Customs		F.a.s.	C.i.f.	Customs		F.a.s.	C.i.f.	
GREECE.....	-	57 019	57 019	59 333	-	173 079	173 079	186 471
INDIA.....	-	4 245	4 245	5 468	-	16 162	16 162	21 065
KOR REP.....	-	178 699	177 722	196 698	-	1 199 418	1 239 002	1 405 903
HG KONG.....	-	121 875	121 875	133 390	-	356 094	356 094	384 325
CHINA T.....	-	17 728	17 922	19 436	-	24 425	24 619	27 634
JAPAN.....	-	15 746	15 746	16 149	-	145 579	145 579	153 154
AUSTRAL.....	-	3 055	3 102	3 508	-	24 679	24 726	28 288
N ZEAL.....	-	3 394	3 394	3 748	-	12 180	12 267	13 541
KENYA.....	-	4 726	4 545	5 503	-	13 227	12 553	16 796
OTH CTY.....	-	7 787	7 787	8 588	-	24 768	24 768	28 030
TOTAL.....	-	785 505	784 373	834 374	-	3 204 999	3 244 927	3 519 318
8510105	FOOTWR, PROTECTIVE, OV 90% POLYVINYL CHL, NOT LINED OR SUPPRTD EXC WITH POLYVINYL CHLORIDE (PR)							
CHINA T.....	1 260	1 386	1 386	1 699	28 080	47 157	48 730	53 218
OTH CTY.....	-	-	-	-	385	4 521	4 574	4 574
TOTAL.....	1 260	1 386	1 386	1 699	28 465	51 678	53 304	57 792
8510115	BOOTS, OVER 90% RUBBER OR PLASTIC, EXCEPT OVER 90% POLYVINYL CHLORIDE (PR)							
CANADA.....	125	3 196	3 196	3 196	10 703	43 597	44 613	44 613
BRAZIL.....	-	-	-	-	8 688	8 508	8 508	9 489
SWEDEN.....	236	3 063	3 063	3 326	1 832	15 697	15 189	17 252
FINLAND.....	288	1 968	1 874	2 222	1 242	7 739	7 645	8 825
NETHLD.....	300	3 071	3 071	3 363	1 548	14 442	14 442	16 677
FRANCE.....	-	-	-	-	1 924	9 658	9 660	10 883
W GERM.....	3 382	25 684	25 684	28 161	4 778	37 114	37 114	40 521
POLAND.....	-	-	-	-	49 212	96 900	96 900	119 064
SPAIN.....	6 440	13 992	13 992	17 960	21 154	47 814	47 800	60 761
ITALY.....	6 492	16 917	16 917	20 700	17 403	64 234	64 234	72 435
KOR REP.....	89 336	243 526	243 904	288 214	537 235	1 472 342	1 465 117	1 742 483
CHINA T.....	46 683	128 452	131 812	150 882	196 141	466 010	471 213	547 337
JAPAN.....	2 666	3 106	3 106	3 742	20 691	53 675	53 675	62 997
OTH CTY.....	-	-	-	-	3 955	11 899	11 020	13 679
TOTAL.....	155 948	442 975	446 619	521 766	876 506	2 349 629	2 347 130	2 767 016
8510125	FOOTWEAR, PROTECTIVE, NSPF, EXCEPT BOOTS, OVER 90% RUBBER OR PLASTIC EXTERIOR SURFACE AREA (PR)							
CANADA.....	58	288	293	293	480	9 142	9 271	9 271
BRAZIL.....	16 381	17 932	17 932	20 053	101 191	98 498	98 498	109 163
U KING.....	477	2 757	2 757	2 930	1 681	8 503	8 503	9 289
KOR REP.....	936	4 827	4 827	5 505	94 944	286 501	290 667	341 087
CHINA T.....	-	-	-	-	7 176	33 614	33 711	36 245
OTH CTY.....	-	-	-	-	2 282	5 363	5 363	6 250
TOTAL.....	17 852	25 804	25 809	28 781	207 754	441 621	446 013	511 305
8510130	ZORIES OR THONGED SANDALS, RUBBER (PR)							
MEXICO.....	3 819	6 043	6 043	6 897	4 539	7 980	7 980	9 067
SPAIN.....	-	-	-	-	1 170	6 786	6 786	6 836
ITALY.....	6 014	20 555	20 555	22 499	42 810	138 817	138 817	155 643
THAILND.....	32 760	17 631	17 631	22 719	195 288	107 639	107 639	150 805
MACAO.....	-	-	-	-	457 056	72 279	72 279	95 129
HG KONG.....	917 404	193 401	193 779	250 950	7 170 359	1 568 564	1 572 727	1 982 895
CHINA T.....	539 124	227 329	228 058	275 257	4 256 663	1 433 004	1 436 624	1 728 682
JAPAN.....	115 329	53 279	55 475	62 912	448 998	254 966	257 778	288 441
OTH CTY.....	7 475	3 026	3 026	3 484	9 458	7 875	7 875	8 641
TOTAL.....	1 621 925	521 264	524 567	644 718	12 586 341	3 597 910	3 608 505	4 426 139
8510170	FOOTWEAR WITH SUPPORTED VINYL UPPERS, NES, EXCEPT SOFT SOLES, FOR MALES (PR)							
U KING.....	646	7 765	7 766	8 240	5 146	51 596	51 597	55 385
BELGIUM.....	40	331	331	492	15 040	70 363	70 363	76 162
FRANCE.....	2 226	81 565	81 565	84 752	9 490	263 576	263 576	275 927
W GERM.....	520	2 327	2 327	2 500	1 998	8 353	8 353	8 732
AUSTRIA.....	2 224	80 675	80 675	83 334	7 544	243 294	242 228	255 610
SWITZLD.....	-	-	-	-	350	16 958	16 958	18 755
SPAIN.....	20 316	94 506	96 506	103 399	96 843	394 994	396 300	426 846
ITALY.....	17 616	266 536	267 076	281 104	109 021	1 402 297	1 404 249	1 501 129
YUGOSLV.....	-	-	-	-	697	16 070	16 070	17 151
ISRAEL.....	-	-	-	-	10 332	33 428	33 428	37 703
THAILND.....	-	-	-	-	33 852	17 765	17 765	23 767
CHINA M.....	-	-	-	-	24 640	8 451	8 451	9 689
KOR REP.....	4 377	7 004	7 004	8 406	140 461	241 732	243 751	279 186
HG KONG.....	75 540	110 582	108 662	125 182	335 826	364 282	363 378	417 557
CHINA T.....	655 156	1 169 379	1 174 127	1 325 313	4 053 030	6 746 010	6 756 748	7 750 495
JAPAN.....	11 837	20 692	20 692	23 886	35 177	60 748	60 748	68 469
OTH CTY.....	-	-	-	-	3 432	4 488	4 506	5 157
TOTAL.....	790 498	1 841 362	1 846 731	2 046 608	4 882 879	9 944 405	9 958 469	11 227 720
8510180	FOOTWEAR WITH SUPPORTD VINYL UPPERS, NES, EXC SOFT SOLES, FOR FEMALES, CHILDREN & INFANTS (PR)							
CANADA.....	1 620	5 004	5 004	5 004	6 961	31 491	31 551	31 743
MEXICO.....	39 480	149 436	150 499	150 499	139 999	466 156	468 636	469 407
BRAZIL.....	-	-	-	-	61 308	39 370	39 370	45 472
NORWAY.....	-	-	-	-	1 314	10 259	10 259	10 994
U KING.....	834	7 200	7 200	7 659	7 184	53 691	51 739	56 243
BELGIUM.....	-	-	-	-	4 608	31 104	31 104	32 522
FRANCE.....	-	-	-	-	6 592	13 659	13 659	18 177
AUSTRIA.....	130	3 708	3 708	3 821	720	16 244	16 244	16 766

Table 2. Schedule A Commodity by Country of Origin,
Customs Value, F.a.s. and C.i.f.—Continued

(For information on coverage, definitions of Customs, f.a.s., and c.i.f. values, see Explanation of Statistics. Shipments valued less than \$251 are shown only under Schedule A commodity number 990.0000 and excluded from all other commodities. OTH CTY represents total for countries averaging under \$1,000 per month based on Customs Value)

Country of origin	Schedule A commodity number, description and unit of quantity							
	Current month				Cumulative, January to date			
	Net quantity	Value (dollars)			Net quantity	Value (dollars)		
Customs		F.a.s.	C.i.f.	Customs		F.a.s.	C.i.f.	
SPAIN.....	299 066	1 352 035	1 353 637	1 472 418	2 192 866	7 689 903	7 686 579	8 380 995
ITALY.....	283 568	1 102 880	1 103 921	1 217 113	5 462 005	19 121 914	19 124 973	20 686 760
GREECE.....	2 538	13 228	13 228	14 807	22 376	89 326	89 326	100 666
PHIL R.....	8 921	27 142	27 142	33 877	29 244	76 321	76 321	96 856
KOR REP.....	-	-	-	-	38 226	60 341	60 341	69 235
HG KONG.....	37 694	33 103	33 589	38 206	508 527	378 733	380 026	451 220
CHINA T.....	3 797 406	5 103 774	5 129 867	6 063 144	26 296 515	34 168 991	34 316 021	40 103 332
JAPAN.....	23 928	29 167	29 167	32 238	256 668	308 828	311 855	361 600
OTH CTY.....	-	-	-	-	13 079	13 824	13 824	16 136
TOTAL.....	4 495 185	7 826 677	7 856 962	9 038 786	35 048 192	62 570 155	62 721 828	70 948 124
8510190	FOOTWEAR, UPPERS OVER 90% RUBBER/PLASTIC, NES, INCL SOFT SOLES WITH VINYL SUPPORTED UPPERS (PR)							
CANADA.....	3 888	19 008	19 144	19 144	61 934	105 794	106 553	106 553
MEXICO.....	23 764	32 455	32 411	35 869	66 237	100 768	100 724	110 308
HAITI.....	2 875	5 262	5 262	5 481	73 813	136 618	136 618	141 659
U KING.....	-	-	-	-	8 382	27 087	27 087	29 149
FRANCE.....	240	336	336	505	3 018	20 296	20 261	23 025
W GERM.....	-	-	-	-	1 421	7 664	7 664	8 343
AUSTRIA.....	56	2 977	2 977	3 199	8 760	333 313	336 433	343 901
SWITZLD.....	-	-	-	-	1 327	80 015	80 015	82 238
SPAIN.....	125 358	677 353	678 765	725 668	623 008	3 184 146	3 195 777	3 420 361
ITALY.....	152 053	1 402 891	1 403 289	1 500 689	1 607 775	6 992 959	7 002 605	7 504 707
YUGOSLV.....	-	-	-	-	6 600	6 836	6 879	6 879
GREECE.....	240	402	402	472	8 597	38 667	38 667	42 866
PHIL R.....	3 903	10 069	10 069	10 861	16 700	45 989	45 989	52 965
KOR REP.....	6 120	5 022	5 022	6 110	47 376	90 701	90 701	139 800
HG KONG.....	243 534	92 670	92 743	111 722	1 232 549	425 177	426 204	511 286
CHINA T.....	1 132 640	1 331 188	1 346 457	1 630 934	5 171 700	5 968 333	6 004 494	7 124 146
JAPAN.....	10 800	7 470	7 470	8 331	52 040	46 749	46 749	51 948
OTH CTY.....	-	-	-	-	6 860	6 092	6 092	7 744
TOTAL.....	1 705 471	3 587 103	3 604 347	4 058 985	8 992 097	17 617 204	17 679 612	19 707 880
8510205	HURACHES AND MOCCASINS OF LEATHER, AND LEATHER FOOTWEAR WITH MOLDED SOLES LACED TO UPPRS (PR)							
CANADA.....	535	3 811	3 838	3 838	729	5 527	5 576	5 595
MEXICO.....	11 923	18 021	18 089	18 433	54 835	71 555	71 832	73 057
HAITI.....	1 881	4 518	4 518	4 701	8 933	17 911	17 911	19 052
BRAZIL.....	-	-	-	-	2 412	14 204	14 204	15 734
ITALY.....	685	14 778	14 796	15 349	8 484	141 795	142 165	147 320
GREECE.....	-	-	-	-	1 080	6 858	6 858	7 808
JAPAN.....	-	-	-	-	13 134	13 184	13 384	14 743
OTH CTY.....	-	-	-	-	1 476	5 177	5 177	6 245
TOTAL.....	15 024	41 128	41 241	42 321	91 083	276 211	277 107	289 554
8510212	SKI BOOTS, LEATHER, WELT (PR)							
OTH CTY.....	4	440	440	536	325	6 129	6 129	6 878
TOTAL.....	4	440	440	536	325	6 129	6 129	6 878
8510217	FOOTWEAR, WELT, ATHLETIC, EXCEPT SKI BOOTS (PR)							
U KING.....	1 355	28 421	28 421	30 138	8 956	209 027	209 028	221 678
FRANCE.....	717	23 349	23 349	23 798	3 415	100 497	100 497	103 415
W GERM.....	366	11 211	11 211	12 035	3 538	88 491	88 491	91 740
AUSTRIA.....	-	-	-	-	936	16 107	16 107	17 009
SWITZLD.....	-	-	-	-	4 367	146 741	146 741	150 095
ITALY.....	1 830	32 060	32 060	35 259	14 218	265 024	265 024	292 310
JAPAN.....	-	-	-	-	1 524	29 104	29 140	32 341
OTH CTY.....	-	-	-	-	48	373	373	442
TOTAL.....	4 268	95 041	95 041	101 230	37 002	855 364	855 401	909 030
8510223	FOOTWEAR, LEATHER, WELT, FOR WORK, OVER \$2 PER PAIR (PR)							
CANADA.....	12 660	120 373	122 117	122 117	41 390	409 487	409 263	409 263
CZECHO.....	20 556	149 949	149 949	157 734	32 148	216 860	216 860	228 196
POLAND.....	-	-	-	-	2 880	15 843	15 843	17 034
ROMANIA.....	1 200	7 500	7 500	8 309	191 063	993 897	993 897	1 065 274
ISRAEL.....	-	-	-	-	9 312	38 179	38 179	42 101
KOR REP.....	49 227	265 429	265 422	294 741	217 251	1 152 668	1 151 702	1 279 492
CHINA T.....	15 084	64 838	64 838	70 461	84 132	394 867	394 610	430 083
JAPAN.....	1 200	5 760	5 760	6 409	1 200	5 760	5 760	6 409
OTH CTY.....	-	-	-	-	36	838	838	994
TOTAL.....	99 927	613 849	615 586	659 771	579 412	3 228 399	3 226 952	3 478 846
8510229	FOOTWEAR, LEATHER, WELT, NES, FOR MEN, OVER \$2 PER PAIR (PR)							
MEXICO.....	23 445	478 495	483 132	484 012	107 809	2 206 562	2 213 666	2 215 567
COLOMB.....	-	-	-	-	3 888	20 995	20 995	23 411
BRAZIL.....	1 260	7 812	7 812	9 049	10 380	74 784	74 899	86 592
SWEDEN.....	-	-	-	-	208	6 675	6 675	7 017
U KING.....	8 416	157 354	157 428	167 330	60 256	1 036 268	1 032 768	1 085 567
IRELAND.....	30	2 250	2 250	2 407	26 482	359 069	359 069	373 903
NETHLDs.....	-	-	-	-	300	12 461	12 461	13 088
W GERM.....	3 983	100 628	100 628	104 604	3 983	100 628	100 628	104 604
AUSTRIA.....	1 395	26 811	26 811	27 900	12 905	240 813	240 813	250 072
CZECHO.....	4 164	25 182	25 182	26 411	147 972	910 896	910 875	957 977
SWITZLD.....	3 847	103 797	103 797	107 042	15 216	415 138	415 138	428 074
POLAND.....	1 980	10 466	10 471	11 060	127 044	632 093	632 131	672 851
SPAIN.....	10 511	250 873	250 873	262 388	66 199	1 417 364	1 417 364	1 486 979

Table 2. Schedule A Commodity by Country of Origin,
Customs Value, F.a.s. and C.i.f.—Continued

(For information on coverage, definitions of Customs, f.a.s., and c.i.f. values, see Explanation of Statistics. Shipments valued less than \$251 are shown only under Schedule A commodity number 990.000 and excluded from all other commodities. OTH CTY represents total for countries averaging under \$1,000 per month based on Customs Value)

Country of origin	Schedule A commodity number, description and unit of quantity							
	Current month				Cumulative, January to date			
	Net quantity	Value (dollars)			Net quantity	Value (dollars)		
Customs		F.a.s.	C.i.f.	Customs		F.a.s.	C.i.f.	
ITALY.....	-	-	-	-	26 150	400 978	401 057	419 605
ROMANIA.....	-	-	-	-	35 232	206 717	208 704	221 471
KOR REP.....	24 424	146 995	146 995	165 399	113 248	632 544	632 544	706 134
CHINA T.....	11 880	60 615	60 614	65 253	36 144	168 741	168 742	183 930
JAPAN.....	1 584	10 011	10 011	11 491	1 584	10 011	10 011	11 491
OTH CTY.....	-	-	-	-	686	4 076	4 076	4 273
TOTAL.....	96 919	1 381 289	1 386 004	1 444 346	795 686	8 856 813	8 862 616	9 252 626
8510234	FOOTWEAR, LEATHER, WELT, NSPF							(PR)
MEXICO.....	2 298	22 729	22 735	22 735	15 708	158 375	159 814	159 814
BRAZIL.....	600	2 867	2 867	3 194	888	6 063	6 170	6 898
U KING.....	79	1 792	1 792	1 840	1 880	27 689	27 754	29 275
IRELAND.....	30	2 250	2 250	2 409	89	6 409	6 409	7 119
AUSTRIA.....	80	1 584	1 584	1 648	3 886	57 294	57 294	59 343
CZECHO.....	-	-	-	-	2 436	11 810	11 810	12 495
SWITZLD.....	2 166	51 260	51 260	53 065	3 302	81 347	81 347	84 122
SPAIN.....	597	13 425	13 425	14 411	5 529	98 405	98 705	104 740
ITALY.....	387	8 537	8 537	8 971	27 333	582 197	582 197	602 805
KOR REP.....	-	-	-	-	3 636	19 835	19 835	22 166
CHINA T.....	792	3 695	3 695	3 976	7 606	24 588	24 588	27 104
OTH CTY.....	341	588	674	674	1 682	2 427	2 594	2 888
TOTAL.....	7 370	108 727	108 819	112 923	73 975	1 076 439	1 078 517	1 118 769
8510237	FOOTWEAR, LEATHER, MCKAY-SEWED							(PR)
BELGIUM.....	-	-	-	-	458	7 857	7 857	8 303
W GERM.....	200	6 551	6 551	6 868	200	6 551	6 551	6 868
ITALY.....	-	-	-	-	1 709	11 695	11 695	13 028
OTH CTY.....	134	1 035	1 035	1 035	795	5 896	5 896	6 037
TOTAL.....	334	7 586	7 586	7 903	3 162	31 999	31 999	34 236
8510240	FOOTWEAR, LEATHER, TURN OR TURNED, FOR WOMEN AND MISSES							(PR)
MEXICO.....	-	-	-	-	1 965	17 667	18 027	18 027
BELGIUM.....	-	-	-	-	1 942	44 897	44 897	47 363
SPAIN.....	26 502	103 432	103 433	108 324	121 004	455 346	455 704	476 132
ITALY.....	9 000	69 228	69 228	72 139	99 152	812 725	812 725	858 908
OTH CTY.....	-	-	-	-	1 179	4 098	4 101	4 240
TOTAL.....	35 502	172 660	172 661	180 463	225 242	1 334 733	1 335 454	1 404 670
8510242	FOOTWEAR, LEATHER, ATHLETIC, NSPF, EXCEPT MCKAY AND TURN OR TURNED							(PR)
CANADA.....	15 175	128 983	133 968	133 968	25 801	237 954	244 452	244 512
MEXICO.....	4 702	15 178	15 178	15 444	9 817	30 932	30 932	31 279
COLOMB.....	42 969	242 178	242 538	253 061	404 278	2 177 359	2 177 719	2 285 579
BRAZIL.....	1 392	7 722	7 722	9 139	13 758	69 735	69 735	80 422
SWEDEN.....	12 636	141 661	141 661	147 017	98 097	1 106 676	1 106 248	1 141 883
NORWAY.....	-	-	-	-	12 484	157 272	157 283	176 241
FINLAND.....	97	1 055	1 145	1 532	3 508	43 365	43 456	45 879
U KING.....	15 827	87 795	87 795	94 679	57 777	368 873	368 887	397 558
NETHLDs.....	400	5 066	5 066	5 820	711	7 995	7 995	9 320
FRANCE.....	304 934	2 965 141	2 965 042	3 070 421	1 353 660	12 814 347	12 819 887	13 289 085
W GERM.....	135 778	1 453 855	1 453 855	1 503 546	696 224	6 996 382	6 996 511	7 234 587
E GERM.....	8 523	93 534	93 534	96 771	8 523	93 534	93 534	96 771
AUSTRIA.....	621	6 696	6 696	7 040	4 540	91 377	91 377	97 057
CZECHO.....	308	7 352	7 375	7 562	10 820	59 128	59 151	62 369
HUNGARY.....	-	-	-	-	4 840	15 857	15 857	16 559
SWITZLD.....	-	-	-	-	1 535	18 624	18 624	21 304
POLAND.....	-	-	-	-	87 534	302 617	302 617	322 950
SPAIN.....	1 032	6 760	6 760	7 095	35 025	230 838	230 838	246 771
PORTUGL.....	-	-	-	-	7 331	72 718	73 618	75 427
ITALY.....	25 094	273 508	273 509	300 802	236 079	3 518 408	3 537 209	3 914 480
YUGOSLV.....	245 804	2 247 502	2 247 502	2 354 676	1 185 935	10 600 248	10 588 066	11 043 600
ROMANIA.....	-	-	-	-	5 232	19 106	19 106	24 436
CHINA M.....	-	-	-	-	2 550	8 402	8 402	9 315
KOR REP.....	388 610	1 508 994	1 509 551	1 629 696	1 367 561	4 928 234	4 934 771	5 321 106
HG KONG.....	4 920	15 173	15 173	16 564	34 770	103 967	103 967	113 664
CHINA T.....	104 188	438 776	440 789	473 090	550 515	2 257 278	2 265 103	2 444 320
JAPAN.....	56 373	375 267	375 267	397 912	213 474	1 525 684	1 522 008	1 603 258
OTH CTY.....	25	319	319	334	39	639	639	702
TOTAL.....	1 369 408	10 022 515	10 030 445	10 526 169	6 432 412	47 857 549	47 887 992	50 350 434
8510243	FOOTWEAR, LEATHER, FOR MEN, YOUTHS AND BOYS, NSPF							(PR)
CANADA.....	57 169	881 006	886 989	889 887	186 957	2 944 611	2 963 526	2 978 887
MEXICO.....	80 684	307 350	309 615	309 129	408 150	1 582 852	1 592 634	1 592 803
C RICA.....	270	1 148	1 148	1 327	11 121	17 063	17 063	19 094
HAITI.....	34 871	83 297	83 297	86 539	125 843	298 177	298 196	309 206
COLOMB.....	-	-	-	-	60 694	283 339	283 901	310 402
VENEZ.....	600	6 600	6 600	7 888	600	6 600	6 600	7 888
BRAZIL.....	176 784	1 368 405	1 370 966	1 521 154	1 212 775	8 998 487	9 008 005	9 937 767
URUGUAY.....	13 462	110 439	110 439	121 503	75 000	529 409	529 409	577 737
ARGENT.....	17 106	144 601	144 601	167 933	139 042	1 162 834	1 163 264	1 311 018
SWEDEN.....	7 705	84 635	84 635	87 317	9 065	93 702	93 702	97 251
NORWAY.....	40	355	355	374	1 401	17 722	17 722	18 448
DENMARK.....	575	9 464	9 464	9 756	3 491	59 257	59 257	61 692
U KING.....	22 132	240 808	240 746	255 539	84 934	887 332	886 426	946 790
IRELAND.....	37 370	490 682	490 682	527 843	191 424	2 367 281	2 361 085	2 499 035
BELGIUM.....	-	-	-	-	964	23 468	23 468	24 815

Table 2. Schedule A Commodity by Country of Origin,
Customs Value, F.a.s. and C.i.f.—Continued

(For information on coverage, definitions of Customs, f.a.s., and c.i.f. values, see Explanation of Statistics. Shipments valued less than \$251 are shown only under Schedule A commodity number 990.000 and excluded from all other commodities. OTH CTY represents total for countries averaging under \$1,000 per month based on Customs Value)

Country of origin	Schedule A commodity number, description and unit of quantity							
	Current month				Cumulative, January to date			
	Net quantity	Value (dollars)			Net quantity	Value (dollars)		
Customs		F.a.s.	C.i.f.	Customs		F.a.s.	C.i.f.	
FRANCE.....	6 668	82 572	82 572	92 497	76 754	771 003	772 813	827 697
W GERM.....	1 067	14 966	14 974	16 752	16 779	194 232	194 244	211 075
E GERM.....	3 836	22 488	22 488	28 932	3 836	22 488	22 488	28 932
CZECHO.....	5 544	26 594	26 594	28 094	167 197	827 832	827 711	881 721
SWITZLD.....	12 409	283 753	283 753	291 378	74 095	1 838 411	1 832 421	1 882 683
POLAND.....	74 748	248 845	248 845	263 914	883 049	3 021 326	3 013 395	3 210 822
SPAIN.....	925 614	5 630 184	5 636 632	6 078 223	4 657 161	28 734 891	28 779 452	31 015 357
PORTUGL.....	-	-	-	-	42 696	546 500	546 672	573 607
ITALY.....	584 456	4 542 605	4 561 495	4 929 273	3 852 463	29 388 614	29 478 668	31 676 607
YUGOSLV.....	18 110	105 119	105 119	123 850	111 979	742 406	742 406	848 675
GREECE.....	23 439	173 717	173 717	189 842	102 031	934 633	934 632	1 010 625
ROMANIA.....	1 956	6 361	6 361	7 108	115 534	437 537	437 538	482 881
INDIA.....	71 078	118 188	118 188	143 324	483 651	733 395	733 624	866 222
SRI LKA.....	9 705	12 079	12 080	13 171	10 785	13 483	13 484	14 810
CHINA M.....	-	-	-	-	37 489	202 409	203 082	253 016
KOR REP.....	271 544	1 060 638	1 060 638	1 151 705	1 061 980	4 377 652	4 380 565	4 766 833
HG KONG.....	4 272	8 623	8 623	9 503	65 259	160 667	160 640	174 087
CHINA T.....	135 720	467 382	470 397	523 371	564 829	2 012 203	2 016 863	2 253 816
JAPAN.....	3 000	12 252	12 252	13 307	56 968	302 498	302 498	324 522
OTH CTY.....	866	6 400	6 489	7 226	2 146	16 490	16 606	19 142
TOTAL.....	2 602 800	16 551 556	16 590 754	17 898 029	14 898 142	94 551 204	94 714 060	102 015 965
8510246	FOOTWEAR, LEATHER, NES, CASUAL, FOR WOMEN, MISSES, CHILDREN AND INFANTS							(PR)
MEXICO.....	26 161	103 997	106 003	106 003	163 290	628 084	640 130	640 904
COLOMB.....	678	2 609	2 609	2 799	31 815	129 001	129 000	137 210
BRAZIL.....	380 552	1 772 872	1 772 892	1 988 664	2 553 536	11 392 142	11 383 267	12 536 865
URUGUAY.....	-	-	-	-	4 596	14 542	14 542	16 720
ARGENT.....	-	-	-	-	33 757	102 747	102 747	113 276
FINLAND.....	165	3 135	3 135	3 496	336	6 384	6 384	7 050
U KING.....	-	-	-	-	2 695	11 365	11 365	12 774
BELGIUM.....	-	-	-	-	200	7 699	7 699	7 916
FRANCE.....	236	2 752	2 752	3 213	3 431	28 747	28 747	32 471
W GERM.....	567	5 553	5 553	5 931	1 662	17 764	17 764	19 440
AUSTRIA.....	-	-	-	-	2 004	11 205	12 457	14 455
SPAIN.....	67 851	360 148	360 940	384 295	316 114	1 893 582	1 895 375	2 070 857
ITALY.....	221 362	996 992	997 512	1 127 382	1 466 633	6 910 229	6 908 922	7 690 640
GREECE.....	19 308	91 579	91 579	111 787	101 804	553 769	553 768	633 963
ROMANIA.....	-	-	-	-	5 022	11 751	11 751	12 912
INDIA.....	182 018	275 623	278 217	332 432	1 028 051	1 368 231	1 377 234	1 605 052
PAKISTN.....	-	-	-	-	6 120	8 184	8 184	9 212
KOR REP.....	44 262	101 676	101 676	110 767	112 108	249 192	249 193	270 845
CHINA T.....	9 951	38 270	38 270	43 768	52 559	183 291	183 278	219 005
OTH CTY.....	2 175	6 549	6 564	7 195	6 136	18 674	17 807	20 320
TOTAL.....	955 286	3 761 755	3 767 702	4 227 732	5 911 869	23 544 983	23 559 614	26 071 907
8510248	FOOTWEAR, LEATHER, NES, CEMENT, FOR WOMEN							(PR)
CANADA.....	20 927	203 408	200 856	200 901	47 126	477 367	475 243	475 386
MEXICO.....	3 943	40 965	41 318	41 318	72 203	593 112	598 440	616 517
GUATMAL.....	3 763	14 073	14 073	15 147	19 562	67 819	67 819	71 340
C RICA.....	10 674	26 214	26 214	28 690	51 894	97 275	97 275	106 867
JAMAICA.....	576	2 713	2 713	2 822	2 800	12 597	12 597	13 286
COLOMB.....	7 884	32 795	32 795	37 997	36 427	145 574	145 574	167 834
BRAZIL.....	911 555	3 340 931	3 370 355	3 830 508	5 947 007	19 720 267	19 954 248	22 399 204
PARAGUA.....	-	-	-	-	9 000	27 779	27 779	32 757
URUGUAY.....	73 011	285 470	285 470	329 258	224 322	919 784	919 784	1 049 154
ARGENT.....	51 987	212 247	211 676	242 362	338 489	1 398 119	1 397 317	1 611 820
SWEDEN.....	5 000	25 886	25 886	27 818	7 900	40 833	40 833	43 578
NORWAY.....	65	551	551	580	903	8 426	8 426	8 942
FINLAND.....	24	408	408	582	685	18 513	18 573	20 910
DENMARK.....	2 513	21 296	21 053	23 782	6 365	50 343	50 098	55 975
U KING.....	9 910	96 394	96 393	101 476	27 938	324 897	324 872	340 522
IRELAND.....	7 109	84 230	84 235	89 630	60 848	645 514	645 520	678 879
NETHLD.....	-	-	-	-	1 783	34 353	34 353	36 302
FRANCE.....	3 178	49 546	49 710	54 573	61 623	967 639	962 569	1 022 093
W GERM.....	1 656	15 730	15 731	17 237	19 355	206 554	203 008	224 386
AUSTRIA.....	-	-	-	-	368	9 631	9 631	10 972
SWITZLD.....	-	-	-	-	2 421	40 718	40 718	42 033
POLAND.....	1 290	4 716	4 716	5 303	75 795	229 095	229 096	243 923
SPAIN.....	879 565	6 062 746	6 062 018	6 493 295	5 300 708	37 216 176	37 230 504	40 167 041
GIBRALT.....	-	-	-	-	708	6 163	6 163	6 593
ITALY.....	1 819 622	9 602 313	9 625 357	10 483 191	14 808 211	76 443 699	76 631 866	82 857 160
YUGOSLV.....	-	-	-	-	1 470	17 916	17 916	19 366
GREECE.....	130 674	675 767	677 540	760 037	730 601	4 094 419	4 102 515	4 549 995
ROMANIA.....	117 400	302 131	302 131	330 089	526 894	1 356 996	1 356 996	1 505 260
CYPRUS.....	-	-	-	-	720	8 100	8 100	9 072
INDIA.....	110 763	245 811	248 380	356 239	476 845	978 227	982 094	1 290 656
KOR REP.....	23 417	84 232	84 232	90 662	43 829	178 259	178 259	196 273
HG KONG.....	352	3 619	3 619	3 894	4 819	33 921	33 921	36 554
CHINA T.....	17 439	60 564	60 854	65 873	94 980	292 777	294 038	327 036
JAPAN.....	-	-	-	-	7 260	44 493	44 493	47 489
OTH CTY.....	1 473	5 323	5 266	6 018	5 518	21 277	21 310	26 244
TOTAL.....	4 215 770	21 500 079	21 553 550	23 639 282	29 017 377	146 728 630	147 171 948	160 311 419
8510252	FOOTWEAR, LEATHER, FOR WOMEN, NSPF							(PR)
CANADA.....	914	10 666	10 698	10 736	5 628	55 849	56 846	56 939
MEXICO.....	96 256	406 942	410 734	410 734	445 423	1 746 480	1 763 411	1 763 579
COLOMB.....	-	-	-	-	10 638	40 514	40 514	45 714

Table 2. Schedule A Commodity by Country of Origin,
Customs Value, F.a.s. and C.i.f.—Continued

(For information on coverage, definitions of Customs, f.a.s., and c.i.f. values, see Explanation of Statistics. Shipments valued less than \$251 are shown only under Schedule A commodity number 990,000 and excluded from all other commodities. OTH CTY represents total for countries averaging under \$1,000 per month based on Customs Value)

Country of origin	Schedule A commodity number, description and unit of quantity							
	Current month				Cumulative, January to date			
	Net quantity	Value (dollars)			Net quantity	Value (dollars)		
Customs		F.a.s.	C.i.f.	Customs		F.a.s.	C.i.f.	
BRAZIL.....	94 218	329 248	335 953	373 516	499 532	1 684 043	1 696 353	1 914 312
ARGENT.....	-	-	-	-	48 288	186 506	186 506	216 358
SWEDEN.....	8 739	55 476	55 476	59 236	31 179	202 159	202 159	221 183
FINLAND.....	-	-	-	-	1 471	31 587	31 587	33 173
U KING.....	7 795	54 058	54 061	57 510	14 977	113 104	113 356	121 677
IRELAND.....	4 800	33 497	33 497	36 167	33 222	272 268	272 388	289 831
FRANCE.....	-	-	-	-	267	5 177	5 177	5 829
W GERM.....	4 571	40 934	40 934	45 413	16 311	130 261	130 261	138 196
SPAIN.....	178 130	991 384	991 384	1 050 421	523 573	2 741 862	2 741 533	2 965 574
ITALY.....	54 954	282 176	286 233	315 235	359 792	1 865 127	1 868 818	2 035 188
GREECE.....	15 145	87 568	89 117	104 716	80 259	441 373	442 031	492 845
AFGHAN.....	-	-	-	-	10 032	47 150	47 150	50 433
INDIA.....	37 248	79 840	80 497	103 344	176 580	360 253	356 282	426 602
KOR REP.....	1 200	3 720	3 720	4 127	53 004	227 629	228 134	248 194
HG KONG.....	-	-	-	-	3 302	19 231	19 077	20 489
CHINA T.....	1 020	4 896	4 896	5 862	6 334	19 408	19 408	21 823
JAPAN.....	-	-	-	-	1 992	15 239	15 239	15 935
TUNISIA.....	-	-	-	-	1 800	15 845	15 845	16 919
OTH CTY.....	55	599	599	699	3 092	11 908	11 908	13 049
TOTAL.....	505 045	2 381 004	2 397 799	2 577 716	2 326 696	10 232 973	10 263 983	11 113 842
8510254	FOOTWEAR, LEATHER, FOR MISSES, CHILDREN AND INFANTS, NSPF						(PR)	
CANADA.....	882	7 686	7 867	7 867	2 308	19 959	20 302	20 302
MEXICO.....	5 093	16 828	16 828	16 828	29 760	118 223	118 367	119 298
C RICA.....	1 800	5 400	5 400	5 896	6 840	12 780	12 780	14 160
DOM REP.....	2 160	7 992	7 992	8 230	2 160	7 992	7 992	8 230
COLOMB.....	2 880	6 768	6 768	7 976	10 350	24 392	24 392	28 922
BRAZIL.....	32 626	76 293	77 866	89 469	412 032	1 068 743	1 060 272	1 218 032
ARGENT.....	2 070	8 327	8 327	9 532	9 090	35 173	35 173	40 907
U KING.....	1 226	6 493	6 493	6 968	2 126	16 666	16 666	18 174
IRELAND.....	-	-	-	-	2 000	9 269	9 268	9 728
FRANCE.....	475	4 230	4 230	4 681	4 088	44 057	44 070	47 723
W GERM.....	359	2 781	2 789	2 994	5 217	44 366	44 001	49 064
CZECHO.....	-	-	-	-	5 527	24 510	24 474	26 806
POLAND.....	-	-	-	-	12 510	34 019	34 017	36 312
SPAIN.....	416 028	917 700	924 418	1 028 818	1 921 352	4 235 256	4 253 681	4 683 108
PORTUGL.....	-	-	-	-	2 385	12 720	12 720	13 785
ITALY.....	168 297	463 842	468 377	516 881	1 407 117	3 591 371	3 625 372	3 943 719
GREECE.....	-	-	-	-	15 065	96 898	96 914	107 761
ROMANIA.....	7 200	14 886	14 886	16 391	35 358	73 410	73 410	81 166
INDIA.....	35 958	51 227	51 227	66 587	289 603	379 807	379 797	496 450
SRI LKA.....	8 603	9 839	9 839	11 220	14 867	16 951	16 951	19 399
KOR REP.....	100 718	265 713	265 713	282 974	275 888	516 710	516 645	556 456
HG KONG.....	3 264	3 636	3 656	4 077	5 078	8 086	8 106	8 880
CHINA T.....	15 048	36 408	36 943	39 686	28 842	69 833	70 388	77 215
OTH CTY.....	1 300	5 691	5 691	6 110	4 437	14 113	14 113	15 182
TOTAL.....	805 987	1 911 740	1 925 310	2 133 185	4 504 000	10 475 304	10 539 871	11 640 779
8510255	FOOTWEAR, LEATHER SOLES, WITH FIBER UPPERS, FOR MEN, YOUTHS AND BOYS						(PR)	
U KING.....	302	2 941	2 941	3 199	1 098	12 341	12 341	13 418
ITALY.....	167	3 618	3 618	3 731	1 767	19 898	19 898	20 973
OTH CTY.....	-	-	-	-	2 989	4 566	4 566	4 819
TOTAL.....	469	6 559	6 559	6 930	5 854	36 805	36 805	39 210
8510260	SLIPPER SOCKS WITH SOLES OF LEATHER						(PR)	
OTH CTY.....	-	-	-	-	3 061	6 344	6 585	7 274
TOTAL.....	-	-	-	-	3 061	6 344	6 585	7 274
8510267	FOOTWEAR, LEATH SOLES, WITH FIBER UPPERS, FOR WOMEN, MISSES, CHILDREN AND INFANTS						(PR)	
U KING.....	2 730	16 503	16 503	17 514	14 551	86 924	86 957	92 192
FRANCE.....	560	4 114	4 114	4 811	733	8 055	8 055	8 901
ITALY.....	764	5 694	6 272	6 697	16 038	135 915	136 492	144 823
GREECE.....	-	-	-	-	894	11 235	11 235	11 790
CHINA M.....	-	-	-	-	7 319	5 954	6 057	6 624
HG KONG.....	1 800	1 689	1 689	1 799	5 348	7 402	7 552	8 024
OTH CTY.....	-	-	-	-	1 495	2 530	2 530	2 763
TOTAL.....	5 854	28 000	28 578	30 821	46 378	258 015	258 878	275 117
8510275	FOOTWEAR, FABRIC UPPERS, AT LEAST 10 PCT RUBBER OR PLASTIC BY WEIGHT						(PR)	
CANADA.....	4 756	41 686	43 212	43 229	14 274	87 446	89 805	90 099
MEXICO.....	177 890	134 656	134 706	134 846	717 759	445 952	436 500	446 640
SALVADR.....	-	-	-	-	1 042	5 012	5 012	5 266
NICARAG.....	-	-	-	-	19 200	41 561	28 556	30 538
HAITI.....	-	-	-	-	1 720	8 028	8 028	8 274
COLOMB.....	1 400	1 680	1 680	1 932	9 800	11 760	11 760	13 003
BRAZIL.....	648	2 268	2 268	2 670	4 204	24 903	25 074	28 803
ARGENT.....	-	-	-	-	2 340	8 658	8 658	10 206
SWEDEN.....	74 220	605 341	522 667	541 878	405 570	3 207 373	2 858 016	2 948 282
NORWAY.....	-	-	-	-	61 900	264 228	263 713	279 537
U KING.....	2 804	13 039	13 039	14 154	9 562	50 223	50 222	54 830
NETHLD.....	-	-	-	-	2 172	25 258	25 258	26 981
FRANCE.....	68 490	507 299	507 801	535 796	292 474	2 146 468	2 149 713	2 258 640
W GERM.....	16 338	169 093	168 393	173 857	95 978	936 477	934 516	968 738
SWITZLD.....	-	-	-	-	5 085	7 687	7 687	8 171
SPAIN.....	85 219	348 186	338 931	403 410	521 475	2 064 158	2 031 584	2 287 078

Table 2. Schedule A Commodity by Country of Origin,
Customs Value, F.a.s. and C.i.f.—Continued

(For information on coverage, definitions of Customs, f.a.s., and c.i.f. values, see Explanation of Statistics. Shipments valued less than \$251 are shown only under Schedule A commodity number 990.0000 and excluded from all other commodities. OTH CTY represents total for countries averaging under \$1,000 per month based on Customs Value)

Country of origin	Schedule A commodity number, description and unit of quantity								
	Current month				Cumulative, January to date				
	Net quantity	Value (dollars)			Net quantity	Value (dollars)			
Customs		F.a.s.	C.i.f.	Customs		F.a.s.	C.i.f.		
ITALY.....	75 553	454 603	449 222	495 310	504 377	2 681 519	2 628 821	2 869 629	
YUGOSLV.....	-	-	-	-	18 965	124 573	124 573	130 361	
GREECE.....	5 417	45 887	51 219	55 518	80 877	456 613	446 960	488 963	
BULGAR.....	-	-	-	-	14 424	12 982	12 982	15 831	
INDIA.....	-	-	-	-	9 720	20 956	20 956	21 656	
BURMA.....	2 760	11 586	11 586	15 823	2 760	11 586	11 586	15 823	
MALAYS.....	2 400	5 808	5 808	7 244	7 440	18 062	18 062	21 909	
PHIL R.....	35 972	65 747	51 135	56 460	208 738	245 443	206 037	227 006	
CHINA M.....	11 448	11 606	11 606	12 861	63 501	59 359	61 149	72 247	
KOR REP.....	2 052 603	5 217 247	3 709 744	4 131 013	11 719 480	28 505 922	19 231 160	21 651 916	
HG KONG.....	157 140	168 649	138 234	151 625	677 137	984 673	633 238	704 135	
CHINA T.....	3 011 890	3 916 533	3 505 191	3 981 431	14 847 023	18 994 781	17 378 646	19 788 179	
JAPAN.....	229 500	349 179	340 471	369 456	1 119 817	2 434 579	2 279 549	2 465 954	
OTH CTY.....	357	3 463	3 396	3 623	1 966	8 758	8 691	9 690	
TOTAL.....	6 016 805	12 073 556	10 010 309	11 132 136	31 440 780	63 894 998	51 996 526	57 948 665	
8510280	SLIPPERS, LEATHER							(PR)	
JAMAICA.....	1 269	5 024	5 024	5 242	7 785	28 611	28 671	30 082	
U KING.....	1 368	3 800	3 800	4 096	1 891	6 834	6 943	7 635	
OTH CTY.....	712	2 455	2 455	2 750	2 594	8 738	8 854	10 122	
TOTAL.....	3 349	11 279	11 279	12 088	12 270	44 183	44 468	47 839	
8510700	FOOTWEAR, NSPF							(PR)	
CANADA.....	71 121	222 367	223 492	223 595	131 115	416 725	419 830	420 048	
MEXICO.....	2 925 160	378 297	377 242	378 559	14 961 230	2 143 232	2 139 118	2 149 552	
COLOMB.....	4 558	10 822	10 822	12 384	16 122	37 246	37 246	41 776	
CHILE.....	1 200	4 565	4 565	4 904	3 600	13 733	13 733	14 720	
BRAZIL.....	35 784	154 534	157 564	179 711	228 142	849 620	856 473	968 228	
ARGENT.....	11 880	50 445	50 445	55 693	98 178	407 387	407 387	447 522	
SWEDEN.....	13 654	84 649	84 829	100 446	56 600	286 352	286 530	330 545	
DENMARK.....	5 300	32 868	32 824	38 924	17 947	116 043	116 001	132 913	
U KING.....	1 308	7 479	7 479	8 353	1 801	11 425	11 424	12 666	
NETHLD.....	125	360	360	371	20 095	30 236	30 236	32 159	
FRANCE.....	46 834	258 923	259 737	277 686	163 979	869 332	867 779	927 248	
W GERM.....	2 067	16 308	16 308	19 395	5 613	38 750	38 752	44 069	
AUSTRIA.....	131 620	520 656	537 800	552 126	434 917	1 782 591	1 782 591	1 832 203	
SPAIN.....	63 140	360 056	359 803	401 273	444 551	2 643 051	2 641 391	2 906 222	
ITALY.....	186 927	723 290	729 036	807 570	1 408 492	5 646 497	5 665 982	6 211 528	
GREECE.....	176 167	860 075	860 526	982 582	841 242	3 887 091	3 886 807	4 369 712	
INDIA.....	7 272	18 789	18 789	28 193	12 260	31 382	31 382	45 857	
PHIL R.....	13 538	17 948	17 948	23 566	54 473	79 970	79 994	101 716	
CHINA M.....	-	-	-	-	24 936	24 749	24 860	30 266	
KOR REP.....	87 196	81 405	81 405	91 623	258 211	300 662	300 180	339 422	
HG KONG.....	171 984	57 917	57 144	63 421	826 164	338 962	338 166	371 267	
CHINA T.....	265 906	446 341	451 170	526 909	2 311 135	3 467 152	3 478 864	3 974 625	
JAPAN.....	153 018	94 230	95 752	106 552	865 715	438 233	451 636	502 466	
OTH CTY.....	78	775	775	926	3 652	7 732	7 784	8 791	
TOTAL.....	4 375 837	4 403 099	4 435 815	4 884 762	23 210 170	23 812 913	23 914 146	26 215 493	
8611120	OPTICAL LENSES, UNMOUNTED, OPHTHALMIC							(PR)	
CANADA.....	8 074	25 168	25 366	25 509	181 850	1 600 790	1 603 671	1 605 312	
BRAZIL.....	17 760	15 217	15 217	16 817	21 520	18 351	18 351	20 231	
ARGENT.....	7 025	11 939	11 939	12 588	29 385	49 156	49 156	51 812	
U KING.....	22 563	21 524	21 453	21 961	151 958	165 940	173 869	176 846	
NETHLD.....	1 136	166 133	166 133	167 477	3 347	485 493	485 493	489 520	
FRANCE.....	176 348	366 772	366 672	377 782	637 447	1 413 818	1 413 667	1 456 690	
W GERM.....	1 600	4 177	4 177	4 274	142 587	104 999	105 000	106 285	
HUNGARY.....	30 050	19 995	19 995	21 702	62 550	39 902	39 902	43 746	
SPAIN.....	15 807	27 293	27 293	28 274	40 027	72 538	72 538	75 061	
ITALY.....	41 036	28 100	28 081	29 729	71 105	79 847	79 702	85 297	
ISRAEL.....	3 000	5 906	5 906	6 967	9 200	15 159	15 159	16 465	
KOR REP.....	15 168	12 921	12 921	13 315	133 886	92 613	92 613	100 264	
JAPAN.....	271 228	286 699	286 668	302 412	1 200 544	1 237 942	1 237 835	1 297 895	
AUSTRAL.....	145 637	103 555	103 555	107 872	338 190	312 203	312 203	327 783	
OTH CTY.....	-	-	-	-	9 422	7 234	7 234	7 694	
TOTAL.....	756 432	1 095 399	1 095 376	1 136 679	3 033 018	5 695 985	5 706 393	5 860 901	
8611140	OPTICAL LENSES, UNMOUNTED, NES							(NO)	
CANADA.....	-	-	-	-	103	31 909	31 909	31 998	
MEXICO.....	47 087	26 290	26 290	26 290	130 248	77 925	77 925	77 925	
U KING.....	90 777	14 283	14 283	15 162	306 005	80 871	80 871	85 855	
FRANCE.....	57	2 796	2 796	2 856	89 389	118 664	118 664	126 071	
W GERM.....	331 707	85 422	85 434	87 586	574 580	261 277	261 459	269 214	
ITALY.....	-	-	-	-	16 000	5 805	5 805	6 057	
SINGAPR.....	-	-	-	-	5 474	8 327	8 994	9 350	
HG KONG.....	2 500	1 550	1 550	1 889	56 734	36 509	36 509	42 147	
JAPAN.....	235 539	312 072	311 777	322 634	1 332 780	1 664 043	1 664 263	1 726 083	
OTH CTY.....	8 050	2 905	2 905	3 094	8 278	4 494	4 494	4 825	
TOTAL.....	715 717	445 318	445 035	459 511	2 719 591	2 289 824	2 290 893	2 379 525	
8611160	OPTICAL ELEMENTS NSPF, UNMOUNTED, INCLUDING CRYSTALS IN INGOTS, PRISMS AND MIRRORS								
CANADA.....	-	1 849	1 849	1 884	-	21 529	21 561	21 902	
SWEDEN.....	-	-	-	-	-	15 004	15 004	15 224	
U KING.....	-	1 639	1 646	2 050	-	12 876	12 897	13 732	
FRANCE.....	-	14 891	14 891	15 310	-	99 826	99 460	101 933	

Table 2. Schedule A Commodity by Country of Origin,
Customs Value, F.a.s. and C.i.f.—Continued

(For information on coverage, definitions of Customs, f.a.s., and c.i.f. values, see Explanation of Statistics. Shipments valued less than \$251 are shown only under Schedule A commodity number 990.0000 and excluded from all other commodities. OTH CTY represents total for countries averaging under \$1,000 per month based on Customs Value)

Country of origin	Schedule A commodity number, description and unit of quantity							
	Current month				Cumulative, January to date			
	Net quantity	Value (dollars)			Net quantity	Value (dollars)		
Customs		F.a.s.	C.i.f.	Customs		F.a.s.	C.i.f.	
W GERM.....	-	28 052	27 502	28 693	-	138 125	137 575	141 393
SWITZLD.....	-	24 366	24 366	24 630	-	79 688	79 687	81 210
SPAIN.....	-	2 435	2 435	2 478	-	5 629	5 629	5 742
JAPAN.....	-	70 107	70 142	71 373	-	222 075	222 133	227 105
OTH CTY.....	-	3 108	3 115	3 225	-	8 818	8 825	9 399
TOTAL.....	-	146 447	145 946	149 643	-	603 570	602 771	617 640
8611220	OPTICAL LENSES, MOUNTED, PHOTOGRAPHIC							(NO)
CANADA.....	136	28 137	28 139	28 316	963	159 418	160 085	160 543
SWEDEN.....	42	282	282	290	2 049	9 421	9 416	9 947
U KING.....	12	21 101	21 101	21 514	20 806	81 660	81 383	83 636
FRANCE.....	171	22 570	22 570	23 006	911	228 945	228 945	233 382
W GERM.....	1 368	190 635	192 339	193 510	9 228	1 217 745	1 219 369	1 235 272
SWITZLD.....	6	952	952	985	288	40 115	40 115	42 541
ITALY.....	-	-	-	-	2 057	30 173	30 173	33 168
SINGAPR.....	10	8 204	8 204	8 394	45	15 462	15 462	16 361
JAPAN.....	125 535	2 879 867	2 849 778	2 956 200	730 224	15 747 818	15 565 255	16 169 595
OTH CTY.....	15	586	586	614	63	1 992	1 992	2 101
TOTAL.....	127 295	3 152 334	3 123 951	3 232 829	766 634	17 532 749	17 352 195	17 986 546
8611240	OPTICAL ELEMENTS NSPF, MOUNTED, INCLUDING LENSES NES, FILTERS, PRISMS AND MIRRORS							
CANADA.....	-	8 293	8 309	8 317	-	72 391	72 416	72 606
BRAZIL.....	-	-	-	-	-	10 400	10 400	11 079
SWEDEN.....	-	46 722	40 151	47 056	-	99 480	90 353	99 276
U KING.....	-	33 600	33 601	34 947	-	231 552	230 283	238 699
NETHLD.....	-	19 796	19 620	19 987	-	77 918	77 742	79 123
FRANCE.....	-	19 909	19 909	21 142	-	107 485	107 312	111 318
W GERM.....	-	657 937	655 771	661 093	-	2 477 476	2 471 022	2 500 220
AUSTRIA.....	-	18 725	18 725	19 030	-	31 137	31 137	31 570
SWITZLD.....	-	83 230	83 220	84 714	-	622 968	622 965	636 748
SPAIN.....	-	6 952	6 952	7 380	-	8 549	8 549	9 053
ITALY.....	-	5 160	5 160	5 251	-	6 688	6 688	6 900
KOR REP.....	-	22 758	22 758	24 418	-	22 758	22 758	24 418
HG KONG.....	-	7 921	7 921	8 628	-	13 814	13 814	15 423
CHINA T.....	-	-	-	-	-	12 599	12 599	16 019
JAPAN.....	-	1 078 322	1 077 055	1 115 161	-	7 792 699	7 752 502	8 029 883
OTH CTY.....	-	4 600	4 600	5 075	-	9 305	9 397	10 056
TOTAL.....	-	2 013 925	2 003 752	2 062 199	-	11 597 219	11 539 937	11 892 391
8612100	FRAMES, MOUNTINGS AND PARTS OF, FOR EYEGLASSES, LORGNETTES, GOGGLES ETC							
CANADA.....	-	25 222	25 222	25 354	-	161 366	161 472	162 337
BARBADO.....	-	4 637	4 637	4 809	-	73 491	74 846	81 042
SWEDEN.....	-	28 208	28 208	29 278	-	81 477	81 477	85 153
U KING.....	-	39 059	39 059	40 641	-	173 775	173 778	179 496
NETHLD.....	-	4 137	4 137	4 243	-	42 225	42 225	43 197
FRANCE.....	-	1 163 309	1 162 704	1 193 025	-	7 443 461	7 445 211	7 616 029
W GERM.....	-	753 979	750 402	768 138	-	3 637 394	3 603 879	3 702 887
AUSTRIA.....	-	441 553	441 553	453 380	-	1 279 342	1 279 342	1 312 771
HUNGARY.....	-	-	-	-	-	15 249	15 249	15 736
SWITZLD.....	-	588	588	646	-	9 847	9 747	10 356
SPAIN.....	-	44 725	44 725	46 559	-	405 014	408 014	420 978
GIBRALT.....	-	-	-	-	-	10 057	10 057	10 264
ITALY.....	-	835 224	839 360	868 988	-	4 305 560	4 294 536	4 410 974
ISRAEL.....	-	13 326	13 326	14 385	-	73 173	73 173	78 346
SINGAPR.....	-	-	-	-	-	14 975	14 975	17 863
KOR REP.....	-	90 011	89 893	94 717	-	364 455	363 979	386 117
HG KONG.....	-	71 565	71 575	76 129	-	390 993	390 678	415 438
CHINA T.....	-	25 734	25 734	29 743	-	33 548	33 548	37 803
JAPAN.....	-	522 314	514 378	542 775	-	2 599 125	2 590 126	2 713 857
AUSTRAL.....	-	-	-	-	-	34 488	34 488	35 431
OTH CTY.....	-	4 440	4 440	4 848	-	15 512	15 512	17 330
TOTAL.....	-	4 068 031	4 059 941	4 197 658	-	21 164 527	21 116 312	21 753 405
8612210	SUNGLASSES AND SUNGOGGLES, VALUED OVER \$2.50 PER DOZEN							(DOZ)
CANADA.....	25	1 395	1 395	1 395	1 437	93 172	68 082	68 747
MEXICO.....	51 323	253 812	253 812	253 812	305 841	1 384 030	1 384 030	1 384 689
BRAZIL.....	1 225	10 010	10 010	10 980	5 791	35 556	35 556	40 496
U KING.....	125	1 734	1 734	1 921	687	13 841	13 574	14 562
NETHLD.....	-	-	-	-	2 649	38 432	38 432	40 935
FRANCE.....	27 753	495 064	494 586	525 618	230 448	3 550 119	3 550 100	3 780 150
W GERM.....	1 806	83 648	83 649	86 176	10 772	537 998	538 093	555 277
AUSTRIA.....	520	18 401	18 401	19 183	7 563	359 280	359 260	371 345
SWITZLD.....	122	3 873	3 873	4 288	2 123	57 252	56 822	59 056
SPAIN.....	57	2 124	2 124	2 312	189	10 056	10 056	10 809
ITALY.....	55 526	560 661	560 653	590 677	326 120	3 518 553	3 513 608	3 725 275
GREECE.....	400	5 200	5 200	5 582	6 433	74 731	74 731	79 873
KOR REP.....	9 797	196 333	196 333	207 745	48 932	703 074	704 832	746 514
HG KONG.....	2 267	40 855	40 855	42 737	23 919	188 467	188 604	202 118
CHINA T.....	22 487	202 431	199 142	215 076	209 445	1 845 813	1 821 784	1 950 936
JAPAN.....	59 996	1 055 201	1 060 573	1 126 669	344 421	5 076 396	5 089 250	5 396 210
AUSTRAL.....	834	5 700	5 700	6 288	3 917	20 672	20 622	22 718
OTH CTY.....	-	-	-	-	138	4 105	4 105	4 362
TOTAL.....	234 263	2 936 442	2 938 040	3 100 459	1 530 825	17 511 547	17 471 541	18 454 072

Table 2. Schedule A Commodity by Country of Origin,
Customs Value, F.a.s. and C.i.f.—Continued

(For information on coverage, definitions of Customs, f.a.s., and c.i.f. values, see Explanation of Statistics. Shipments valued less than \$251 are shown only under Schedule A commodity number 990.0000 and excluded from all other commodities. OTH CTY represents total for countries averaging under \$1,000 per month based on Customs Value)

Country of origin	Schedule A commodity number, description and unit of quantity							
	Current month				Cumulative, January to date			
	Net quantity	Value (dollars)			Net quantity	Value (dollars)		
Customs		F.a.s.	C.i.f.	Customs		F.a.s.	C.i.f.	
8612230	EYEGLASSES, GOGGLES ETC NES, VALUED OVER \$2.50 PER DOZEN							(DOZ)
CANADA.....	1 029	13 353	13 384	13 384	15 495	92 164	88 924	89 729
MEXICO.....	-	-	-	-	3 317	28 564	28 564	30 489
U KING.....	196	1 764	1 764	2 026	2 095	18 695	18 703	20 179
NETHLDs.....	-	-	-	-	408	9 959	9 959	10 324
FRANCE.....	50	375	375	415	526	9 295	9 478	10 460
W GERM.....	78	5 242	5 242	5 531	638	25 346	25 346	26 961
AUSTRIA.....	-	-	-	-	2 840	8 118	10 118	10 666
ITALY.....	10	277	277	315	1 440	19 688	19 688	20 955
HG KONG.....	1 824	9 631	9 631	14 525	13 360	67 248	67 458	77 837
CHINA T.....	400	2 280	2 280	2 365	1 450	12 402	12 543	12 932
JAPAN.....	4 567	42 661	42 661	45 869	21 113	208 498	208 646	221 689
AUSTRAL.....	83	7 134	7 134	7 990	4 884	39 717	39 819	43 042
OTH CTY.....	55	3 512	3 512	3 787	79	7 905	7 905	8 465
TOTAL.....	8 292	86 229	86 260	96 207	67 645	547 599	547 151	583 728
8612250	SUNGLASSES, EYEGLASSES, GOGGLES, AND LORGNETTES ETC NES							
BELGIUM.....	-	5 403	5 403	5 681	-	5 403	5 403	5 681
FRANCE.....	-	5 354	5 354	5 622	-	17 312	17 312	18 855
ITALY.....	-	59 455	59 455	69 285	-	326 132	326 232	365 890
HG KONG.....	-	3 997	4 022	4 825	-	32 711	33 447	39 466
CHINA T.....	-	-	-	-	-	6 300	6 300	6 591
JAPAN.....	-	-	-	-	-	10 924	11 409	12 642
OTH CTY.....	-	-	-	-	-	2 408	2 408	2 751
TOTAL.....	-	74 209	74 234	85 413	-	401 190	402 511	451 916
8613300	MICROSCOPES, ELECTRON NES ETC AND DIFFRACTION APPARATUS, FRAMES, MOUNTINGS & PARTS OF							
CANADA.....	-	5 700	5 700	5 700	-	56 464	56 464	57 174
U KING.....	-	60 878	60 770	64 066	-	494 130	494 007	517 715
NETHLDs.....	-	27 086	27 086	27 386	-	426 702	426 702	433 513
FRANCE.....	-	2 511	2 511	2 682	-	37 228	37 228	38 625
W GERM.....	-	14 740	14 740	15 012	-	266 334	266 389	272 465
SWITZLD.....	-	146 024	146 187	147 087	-	146 024	146 187	147 087
JAPAN.....	-	297 561	297 561	307 956	-	1 213 235	1 207 478	1 262 220
OTH CTY.....	-	-	-	-	-	262	262	712
TOTAL.....	-	554 500	554 555	569 889	-	2 640 379	2 634 717	2 729 451
8613420	MICROSCOPES, COMPOUND OPTICAL EXCEPT IMAGE PROJECTING ETC, VALUED NOT OVER \$25 EACH							(NO)
JAPAN.....	8 037	40 045	40 128	44 596	39 710	180 607	181 515	196 830
OTH CTY.....	-	-	-	-	50	327	327	371
TOTAL.....	8 037	40 045	40 128	44 596	39 760	180 934	181 842	197 201
8613440	MICROSCOPES, COMPOUND OPTICAL EXCEPT IMAGE PROJECTING ETC NES							(NO)
BRAZIL.....	-	-	-	-	25	22 925	22 925	23 481
FRANCE.....	2	1 281	1 281	1 375	4	5 237	5 237	5 473
W GERM.....	8	7 894	7 825	8 179	29	26 443	25 880	27 782
E GERM.....	-	-	-	-	13	7 401	7 401	7 822
AUSTRIA.....	-	-	-	-	20	9 617	9 617	10 009
SWITZLD.....	12	9 480	9 480	9 824	50	24 602	24 422	25 348
POLAND.....	570	28 634	28 634	30 432	579	29 800	29 829	31 627
MALAYSIA.....	1	2 340	2 340	2 376	4	5 058	5 058	5 144
JAPAN.....	3 432	197 818	198 592	207 851	17 645	1 202 103	1 202 924	1 266 816
OTH CTY.....	5	3 555	3 598	3 720	40	10 713	10 760	11 101
TOTAL.....	4 030	251 002	251 750	263 757	18 409	1 343 899	1 344 053	1 414 603
8613460	MICROSCOPES, COMPOUND OPTICAL NSPF							(NO)
W GERM.....	818	532 835	495 848	536 936	2 053	3 218 343	3 181 356	3 245 054
E GERM.....	-	-	-	-	9	9 046	9 342	9 729
AUSTRIA.....	-	-	-	-	27	100 570	100 570	103 658
POLAND.....	-	-	-	-	13	5 124	5 124	5 780
SPAIN.....	-	-	-	-	100	6 300	6 300	7 196
JAPAN.....	54	73 430	73 430	77 805	1 065	686 417	686 417	718 013
OTH CTY.....	10	573	573	612	26	15 400	15 460	15 777
TOTAL.....	882	606 838	569 851	615 353	3 293	4 041 200	4 004 569	4 105 207
8613480	FRAMES, MOUNTINGS AND PARTS OF, FOR COMPOUND OPTICAL MICROSCOPES							
BRAZIL.....	-	-	-	-	-	22 737	22 737	24 232
U KING.....	-	13 835	13 170	14 294	-	68 369	64 704	71 078
FRANCE.....	-	3 993	3 993	4 038	-	5 768	5 768	5 987
W GERM.....	-	936 166	935 078	953 170	-	3 851 953	3 850 372	3 929 041
AUSTRIA.....	-	30 419	30 419	30 886	-	45 949	45 946	46 801
SWITZLD.....	-	34 717	34 717	35 417	-	364 473	364 473	371 134
POLAND.....	-	-	-	-	-	45 621	45 621	48 341
JAPAN.....	-	419 691	411 274	435 637	-	1 935 373	1 923 474	2 030 716
OTH CTY.....	-	799	764	860	-	6 670	6 461	7 118
TOTAL.....	-	1 439 620	1 429 415	1 474 302	-	6 346 913	6 329 559	6 534 448
8613510	FIELD GLASSES AND OPERA GLASSES, EXCEPT PRISM BINOCULARS							(NO)
ITALY.....	20 440	27 582	27 582	32 171	85 100	123 653	123 653	144 988
HG KONG.....	22 896	3 550	3 664	4 332	63 138	13 726	14 311	15 516
JAPAN.....	47 811	59 633	61 888	65 323	403 130	386 951	395 645	413 806
OTH CTY.....	-	-	-	-	3	1 503	1 503	1 712
TOTAL.....	91 147	90 765	93 134	101 826	551 371	525 833	535 112	576 022

Table 2. Schedule A Commodity by Country of Origin,
Customs Value, F.a.s. and C.i.f.—Continued

(For information on coverage, definitions of Customs, f.a.s., and c.i.f. values, see Explanation of Statistics. Shipments valued less than \$251 are shown only under Schedule A commodity number 990.0000 and excluded from all other commodities. OTH CTY represents total for countries averaging under \$1,000 per month based on Customs Value)

Country of origin	Schedule A commodity number, description and unit of quantity							
	Current month				Cumulative, January to date			
	Net quantity	Value (dollars)			Net quantity	Value (dollars)		
Customs		F.a.s.	C.i.f.	Customs		F.a.s.	C.i.f.	
8613520	PRISM BINOCULARS							(NO)
U KING.....	176	6 993	6 993	7 244	176	6 993	6 993	7 244
W GERM.....	70	19 363	19 363	19 453	2 842	171 659	171 383	173 493
KOR REP.....	504	5 998	5 998	6 428	9 924	121 398	121 850	129 090
HG KONG.....	-	-	-	-	7 660	52 853	52 837	54 894
CHINA T.....	-	-	-	-	6 000	55 200	55 200	57 490
JAPAN.....	57 522	936 312	927 530	973 793	270 157	4 566 202	4 543 146	4 747 753
OTH CTY.....	-	-	-	-	201	3 890	3 890	4 652
TOTAL.....	58 272	968 666	959 884	1 006 918	296 960	4 978 195	4 955 299	5 174 616
8613530	TELESCOPES, REFRACTING OR REFLECTING NSPF AND ASTRONOMICAL INSTRUMENTS NSPF							(NO)
CANADA.....	156	429	450	450	644	31 725	31 988	32 045
W GERM.....	247	10 803	10 803	10 863	1 457	46 962	46 962	47 694
HG KONG.....	2 016	3 629	3 629	4 001	20 496	5 352	5 401	5 975
CHINA T.....	-	-	-	-	2 007	28 229	30 398	31 103
JAPAN.....	100 659	628 004	628 587	659 401	526 643	4 017 499	4 026 635	4 187 531
OTH CTY.....	727	2 172	2 183	2 309	1 117	8 268	8 279	9 125
TOTAL.....	103 805	645 037	645 652	677 024	552 364	4 138 035	4 149 663	4 313 473
8613540	FRAMES, MOUNTINGS & PARTS, FOR REFRACTING ETC TELESCOPES & ASTRONOMICAL INSTRUMENTS NSPF							
CANADA.....	-	30 659	30 659	30 848	-	37 275	37 285	37 474
FINLAND.....	-	7 875	7 875	8 025	-	12 043	12 043	12 631
W GERM.....	-	1 849	1 849	1 926	-	10 744	10 726	11 169
JAPAN.....	-	27 914	27 914	30 195	-	210 705	210 765	220 241
OTH CTY.....	-	258	258	311	-	7 992	8 097	8 350
TOTAL.....	-	68 555	68 555	71 305	-	278 759	278 916	289 865
8613900	OPTICAL APPLIANCES AND INSTRUMENTS NSPF, AND FRAMES, MOUNTINGS AND PARTS OF							
SWEDEN.....	-	7 369	7 369	8 395	-	7 369	7 369	8 395
NORWAY.....	-	2 253	2 253	2 463	-	14 663	14 663	15 784
U KING.....	-	32 670	32 628	33 635	-	113 312	113 270	119 265
FRANCE.....	-	8 886	8 925	9 009	-	39 613	39 732	40 566
W GERM.....	-	44 470	44 487	45 411	-	166 623	166 644	170 248
SWITZLD.....	-	5 407	5 407	5 513	-	29 879	29 979	30 585
SPAIN.....	-	5 894	5 894	6 071	-	26 036	25 983	26 965
KOR REP.....	-	3 463	3 463	3 724	-	46 407	45 937	50 071
HG KONG.....	-	17 659	17 815	20 202	-	139 975	142 259	165 181
CHINA T.....	-	6 558	6 558	7 465	-	10 845	10 845	12 776
JAPAN.....	-	222 809	224 000	236 418	-	1 109 327	1 117 576	1 166 614
OTH CTY.....	-	1 132	1 139	1 309	-	12 096	12 388	13 201
TOTAL.....	-	358 570	359 938	379 615	-	1 715 785	1 726 645	1 819 651
8614020	CAMERAS, STILL, LENS NOT CHIEF VALUE, FIXED-FOCUS							(NO)
CANADA.....	-	-	-	-	10	14 587	14 587	14 927
SWEDEN.....	-	-	-	-	10	6 490	6 490	6 588
U KING.....	-	-	-	-	172 827	1 079 781	1 078 032	1 121 556
NETHLDs.....	12	45 595	45 595	46 409	36	150 960	150 960	153 712
BELGIUM.....	-	-	-	-	5	25 417	25 417	25 615
W GERM.....	11	45 483	45 483	46 425	288	188 799	188 229	192 742
E GERM.....	-	-	-	-	290	11 472	11 472	12 133
AUSTRIA.....	10	6 600	6 600	6 617	55	19 362	19 362	19 452
SWITZLD.....	5	278	278	413	35	10 266	10 266	10 694
ISRAEL.....	-	-	-	-	5	12 750	12 750	13 107
HG KONG.....	57 426	141 869	142 315	147 408	240 238	534 123	536 542	555 187
CHINA T.....	19 100	94 141	94 250	99 122	88 100	395 026	395 244	410 036
JAPAN.....	33 909	276 990	275 930	290 480	293 045	2 602 890	2 600 873	2 665 592
OTH CTY.....	120	300	300	467	162	2 346	2 346	3 130
TOTAL.....	110 593	611 256	610 751	637 341	795 106	5 054 269	5 052 570	5 204 471
8614040	CAMERAS, STILL NES, AND ENLARGERS INCLUDING CAMERA-ENLARGERS NES							(NO)
CANADA.....	-	-	-	-	202	15 589	15 589	15 903
SWEDEN.....	283	140 277	140 277	141 214	347	176 599	176 599	178 019
U KING.....	6	255	255	330	78	85 720	85 720	86 812
W GERM.....	588	305 197	339 213	309 456	4 359	1 774 946	1 799 362	1 854 062
E GERM.....	700	38 786	38 786	40 528	2 359	124 188	124 283	130 465
SWITZLD.....	7	9 815	9 815	10 040	475	125 412	125 412	135 382
USSR.....	-	-	-	-	3 717	102 527	102 527	104 829
SPAIN.....	-	-	-	-	3	23 688	23 688	27 217
SINGAPR.....	900	63 582	63 582	65 575	5 116	327 103	327 103	336 584
KOR REP.....	-	-	-	-	500	71 602	71 602	74 094
HG KONG.....	50	470	470	625	26 995	1 596 414	1 596 414	1 617 562
CHINA T.....	4 450	210 016	210 016	216 021	25 360	1 242 734	1 242 111	1 274 686
JAPAN.....	76 133	8 084 587	7 746 057	8 180 117	370 155	40 019 633	37 797 303	40 141 367
OTH CTY.....	7	350	350	368	111	8 095	8 097	8 664
TOTAL.....	83 124	8 853 335	8 548 821	8 964 274	439 777	45 694 250	43 471 708	45 985 646
8614060	STILL CAMERA PARTS NSPF							
CANADA.....	-	73 785	72 930	74 258	-	541 147	543 872	545 493
MEXICO.....	-	23 713	23 713	23 713	-	38 132	38 132	38 132
SWEDEN.....	-	46 001	46 001	46 308	-	235 670	235 670	239 032
U KING.....	-	83 922	83 895	86 892	-	918 629	918 444	946 225
IRELAND.....	-	-	-	-	-	11 288	11 313	11 612
NETHLDs.....	-	32 093	32 093	33 865	-	89 255	89 255	94 322

Table 2. Schedule A Commodity by Country of Origin, Customs Value, F.a.s. and C.i.f.—Continued

(For information on coverage, definitions of Customs, f.a.s., and c.i.f. values, see Explanation of Statistics. Shipments valued less than \$251 are shown only under Schedule A commodity number 990.0000 and excluded from all other commodities. OTH CTY represents total for countries averaging under \$1,000 per month based on Customs Value)

Country of origin	Schedule A commodity number, description and unit of quantity							
	Current month				Cumulative, January to date			
	Net quantity	Value (dollars)			Net quantity	Value (dollars)		
Customs		F.a.s.	C.i.f.	Customs		F.a.s.	C.i.f.	
BELGIUM.....	-	309	326	335	-	19 782	19 799	21 307
FRANCE.....	-	4 002	4 002	4 251	-	18 874	18 874	19 451
W GERM.....	-	91 602	91 415	93 590	-	822 022	819 901	840 252
SWITZLD.....	-	81 356	81 356	84 917	-	913 771	913 813	946 915
SPAIN.....	-	326	326	354	-	70 051	70 051	78 863
ITALY.....	-	14 393	14 393	15 601	-	185 451	185 451	199 421
ISRAEL.....	-	-	-	-	-	16 238	16 238	20 040
CHINA T.....	-	294	294	307	-	5 523	5 480	8 148
JAPAN.....	-	386 048	381 392	403 153	-	2 491 498	2 459 628	2 595 907
OTH CTY.....	-	4 083	4 083	4 263	-	13 950	13 892	15 072
TOTAL.....	-	841 927	836 219	871 807	-	6 393 281	6 361 813	6 620 192
8614080	PHOTOGRAPHIC FLASH-LIGHTING APPARATUS, STROBOSCOPIC ELECTRONIC FLASH APPARATUS							
U KING.....	-	35 000	35 000	37 050	-	130 903	130 999	137 492
FRANCE.....	-	22 967	22 967	24 231	-	75 717	75 717	80 000
W GERM.....	-	128 423	128 453	135 498	-	1 022 040	1 022 076	1 056 758
SWITZLD.....	-	58 740	58 740	61 089	-	120 314	120 314	125 850
SINGAPR.....	-	28 186	28 186	32 553	-	148 125	148 125	154 205
KOR REP.....	-	473 650	473 650	488 990	-	1 419 947	1 419 947	1 455 395
HG KONG.....	-	263 000	263 617	278 856	-	510 899	508 206	527 056
JAPAN.....	-	503 215	502 173	517 323	-	3 376 507	3 348 422	3 458 778
OTH CTY.....	-	3 444	3 444	3 444	-	9 797	9 790	10 351
TOTAL.....	-	1 516 625	1 516 230	1 579 034	-	6 814 249	6 783 596	7 005 885
8615010	CAMERAS, 8-MM MOTION-PICTURE (NO)							
BRAZIL.....	20	12 600	12 600	12 800	20	12 600	12 600	12 800
FRANCE.....	-	-	-	-	60	43 841	43 841	44 499
W GERM.....	-	-	-	-	530	142 629	142 629	145 814
AUSTRIA.....	-	-	-	-	260	18 182	18 182	18 777
KOR REP.....	-	-	-	-	220	24 048	24 048	26 755
HG KONG.....	1 000	20 474	20 800	21 222	5 001	112 825	113 151	116 019
CHINA T.....	-	-	-	-	5 000	22 050	22 159	23 337
JAPAN.....	12 972	1 177 525	1 171 516	1 219 471	61 174	6 046 359	5 845 090	6 182 507
OTH CTY.....	-	-	-	-	50	3 250	3 250	3 536
TOTAL.....	13 992	1 210 599	1 204 916	1 253 493	72 315	6 425 784	6 224 950	6 574 043
8615020	CAMERAS, MOTION-PICTURE NES (NO)							
CANADA.....	1	6 984	6 985	5 985	2	8 984	8 985	9 006
U KING.....	1	11 312	11 312	11 344	2	20 452	20 452	20 631
IRELAND.....	-	-	-	-	4	78 050	420 505	421 221
FRANCE.....	60	76 518	76 518	77 666	382	443 329	443 318	449 131
W GERM.....	16	89 578	90 971	90 843	296	608 428	595 132	615 165
SWITZLD.....	137	44 815	45 130	45 632	556	128 962	129 461	130 837
MALAYSA.....	-	-	-	-	1 500	104 460	104 460	109 788
PHIL R.....	2	7 200	7 200	7 534	2	7 200	7 200	7 534
JAPAN.....	12 922	871 212	855 990	888 548	21 471	1 926 561	1 837 097	1 982 077
OTH CTY.....	-	-	-	-	2	842	842	846
TOTAL.....	13 139	1 107 619	1 094 106	1 128 552	24 217	3 327 268	3 567 452	3 746 238
8615030	MOTION PICTURE CAMERA PARTS, NSPF							
CANADA.....	-	-	-	-	-	14 462	14 603	14 623
MEXICO.....	-	341	341	341	-	85 561	86 011	86 011
FRANCE.....	-	8 893	8 893	9 144	-	95 936	95 958	99 074
W GERM.....	-	32 743	32 743	33 244	-	173 020	172 981	176 161
SWITZLD.....	-	8 906	8 906	9 117	-	36 650	36 678	37 734
JAPAN.....	-	17 656	17 622	18 677	-	95 081	95 510	109 940
OTH CTY.....	-	1 200	1 287	1 419	-	6 928	7 124	7 547
TOTAL.....	-	69 739	69 792	71 942	-	507 638	508 865	531 090
8615040	PROJECTORS, MOTION-PICTURE, INCLUDING CAMERA-PROJECTORS (NO)							
CANADA.....	-	-	-	-	24	6 725	6 779	6 779
NORWAY.....	509	129 311	129 944	132 815	1 734	393 912	394 545	403 092
DENMARK.....	1	2 600	2 600	2 625	25	52 955	52 955	57 410
U KING.....	-	-	-	-	5	8 454	8 454	8 832
FRANCE.....	50	14 801	14 801	15 927	84	47 275	47 303	48 964
W GERM.....	7	3 045	3 045	3 416	1 041	86 561	86 581	92 411
AUSTRIA.....	2 960	380 616	382 466	387 373	7 377	919 087	920 937	940 946
SWITZLD.....	-	-	-	-	283	38 905	38 905	41 447
SPAIN.....	2	2 510	2 510	2 969	5	6 693	6 693	7 753
ITALY.....	-	-	-	-	621	225 709	225 709	239 400
JAPAN.....	2 534	365 515	365 515	385 264	19 935	2 519 700	2 515 208	2 682 301
AUSTRAL.....	107	5 778	5 778	6 219	107	5 778	5 778	6 219
OTH CTY.....	2	400	400	400	10	681	681	846
TOTAL.....	6 172	904 576	907 059	937 008	31 251	4 312 435	4 310 528	4 536 400
8615050	PROJECTOR AND CAMERA-PROJECTOR PARTS							
CANADA.....	-	1 853	1 862	1 882	-	5 099	5 122	5 189
MEXICO.....	-	8 678	8 660	8 678	-	25 115	24 999	25 115
U KING.....	-	13 553	13 553	14 198	-	28 036	28 036	29 490
W GERM.....	-	4 787	4 798	5 221	-	35 773	35 796	38 550
SPAIN.....	-	-	-	-	-	12 829	12 829	15 289
ITALY.....	-	6 922	6 922	7 662	-	68 702	68 702	74 481
YUGOSLV.....	-	-	-	-	-	14 298	14 298	15 674
JAPAN.....	-	9 702	9 605	10 582	-	157 548	157 259	168 715
OTH CTY.....	-	765	765	791	-	15 408	15 411	17 024
TOTAL.....	-	46 260	46 165	49 014	-	362 808	362 452	389 527

Table 2. Schedule A Commodity by Country of Origin,
Customs Value, F.a.s. and C.i.f.—Continued

(For information on coverage, definitions of Customs, f.a.s., and c.i.f. values, see Explanation of Statistics. Shipments valued less than \$251 are shown only under Schedule A commodity number 990.0000 and excluded from all other commodities. OTH CTY represents total for countries averaging under \$1,000 per month based on Customs Value)

Country of origin	Schedule A commodity number, description and unit of quantity							
	Current month				Cumulative, January to date			
	Net quantity	Value (dollars)			Net quantity	Value (dollars)		
Customs		F.a.s.	C.i.f.	Customs		F.a.s.	C.i.f.	
8616120	PROJECTORS, SLIDE AND STILL-PICTURE							(NO)
CANADA.....	3	300	300	358	119	7 037	7 037	8 090
MEXICO.....	156	15 419	15 419	15 419	2 604	251 197	251 197	251 197
DENMARK.....	1	2 458	2 458	2 943	23	72 156	70 026	75 239
U KING.....	41	10 909	10 909	11 410	296	92 639	92 767	96 414
NETHLDs.....	-	-	-	-	81	20 496	20 496	22 020
W GERM.....	91	20 825	20 825	21 758	3 381	188 893	186 915	200 616
JAPAN.....	618	70 877	70 877	75 209	9 744	664 586	664 128	711 292
AUSTRAL.....	-	-	-	-	881	47 574	47 574	49 295
OTH CTY.....	181	4 099	4 099	4 561	230	7 716	7 716	8 516
TOTAL.....	1 091	124 887	124 887	131 658	17 359	1 352 294	1 347 856	1 422 679
8616140	ENLARGERS AND CAMERA-ENLARGERS, LENS NOT CHIEF VALUE							(NO)
DENMARK.....	93	114 626	114 626	121 826	462	502 734	502 734	535 187
U KING.....	46	14 848	14 848	15 841	813	109 683	112 654	119 566
W GERM.....	2	1 477	1 210	1 227	92	283 704	282 437	295 707
SWITZLD.....	4	100 633	100 633	103 087	34	868 587	868 587	889 546
SPAIN.....	19	64 850	64 850	72 926	23	92 214	92 214	104 492
ITALY.....	27	9 700	9 700	10 514	1 099	172 440	172 440	190 263
JAPAN.....	1 050	37 328	37 328	40 763	12 814	535 526	537 521	598 869
TOTAL.....	1 241	343 462	343 195	366 184	15 337	2 564 888	2 568 587	2 733 630
8616800	PHOTOGRAPHIC GOODS NES, INCLUDING PHOTOFINISHING, PROCESSING AND PRINTING EQUIPMENT							
CANADA.....	-	22 507	22 549	22 549	-	112 324	114 027	114 315
MEXICO.....	-	6 602	6 602	6 602	-	86 212	86 212	86 230
SWEDEN.....	-	92 120	92 644	93 737	-	209 401	209 925	214 092
NORWAY.....	-	-	-	-	-	34 458	34 458	35 205
FINLAND.....	-	-	-	-	-	16 863	16 863	18 161
DENMARK.....	-	164 579	164 579	170 571	-	257 464	257 464	271 327
U KING.....	-	173 656	173 785	182 248	-	782 402	778 045	819 171
IRELAND.....	-	26 530	26 530	27 442	-	101 737	101 737	107 605
NETHLDs.....	-	33 156	33 156	34 350	-	222 871	222 871	233 038
BELGIUM.....	-	7 862	7 862	8 541	-	85 825	78 877	81 699
FRANCE.....	-	30 811	30 811	33 921	-	92 032	92 081	104 429
W GERM.....	-	306 058	288 903	304 619	-	2 206 613	2 165 594	2 298 588
AUSTRIA.....	-	29 084	29 084	30 076	-	44 986	44 986	46 831
SWITZLD.....	-	65 935	65 935	67 297	-	268 570	268 783	277 180
ITALY.....	-	53 541	53 541	59 706	-	467 009	467 069	502 453
ISRAEL.....	-	15 360	15 360	17 460	-	33 720	33 720	37 607
INDIA.....	-	-	-	-	-	10 000	10 000	13 043
KOR REP.....	-	-	-	-	-	6 750	6 750	7 635
HG KONG.....	-	-	-	-	-	8 971	8 971	11 324
CHINA T.....	-	-	-	-	-	39 119	39 119	45 887
JAPAN.....	-	310 602	307 300	331 114	-	1 561 842	1 548 293	1 673 238
AUSTRAL.....	-	9 241	9 241	9 947	-	13 166	13 166	14 287
OTH CTY.....	-	-	-	-	-	1 807	1 807	2 124
TOTAL.....	-	1 347 644	1 327 882	1 400 180	-	6 664 142	6 600 818	7 015 469
8617110	OPTICAL INSTRUMENTS, APPLIANCES AND PARTS OF, FOR MEDICAL, DENTAL, SURGICAL ETC USE							
CANADA.....	-	-	-	-	-	9 401	9 401	9 456
BRAZIL.....	-	7 546	7 546	8 019	-	9 872	9 872	10 390
U KING.....	-	22 933	22 933	23 752	-	144 041	144 041	149 040
IRELAND.....	-	2 353	2 353	2 408	-	9 305	9 305	9 439
NETHLDs.....	-	9 595	9 595	9 759	-	43 806	42 235	43 041
FRANCE.....	-	17 019	17 019	17 526	-	96 477	96 499	99 624
W GERM.....	-	698 085	698 756	708 362	-	2 389 126	2 389 325	2 433 445
SWITZLD.....	-	161 512	161 470	166 057	-	834 331	831 550	852 536
SPAIN.....	-	-	-	-	-	7 293	7 293	7 823
HG KONG.....	-	455	455	730	-	8 996	8 996	10 057
JAPAN.....	-	691 695	675 578	691 795	-	4 411 797	4 391 364	4 506 483
AUSTRAL.....	-	-	-	-	-	13 191	13 191	14 366
OTH CTY.....	-	-	-	-	-	5 810	5 810	6 338
TOTAL.....	-	1 611 193	1 595 705	1 628 408	-	7 983 446	7 958 882	8 152 038
8617120	CATHETERS OF RUBBER							(DOZ)
DENMARK.....	917	1 094	1 094	1 414	5 688	19 571	19 571	21 158
U KING.....	15 424	136 066	136 066	142 028	93 957	777 649	770 549	804 981
FRANCE.....	-	-	-	-	26 020	239 510	156 399	160 032
W GERM.....	5 672	132 393	103 294	134 327	21 688	426 779	338 197	435 392
JAPAN.....	-	-	-	-	4 973	11 887	11 887	12 318
OTH CTY.....	333	732	732	746	345	1 833	1 833	1 863
TOTAL.....	22 346	270 285	241 186	278 515	152 671	1 477 229	1 298 436	1 435 744
8617130	SYRINGES, INCLUDING HYPODERMIC, AND PARTS OF INCLUDING HYPODERMIC NEEDLES							
BRAZIL.....	-	-	-	-	-	20 865	20 865	22 627
DENMARK.....	-	290	290	323	-	256 812	262 816	304 157
U KING.....	-	5 841	5 881	6 147	-	24 089	24 112	25 391
IRELAND.....	-	327	327	517	-	15 881	15 881	17 778
NETHLDs.....	-	24 651	24 651	25 396	-	69 879	69 879	72 479
FRANCE.....	-	8 168	8 168	8 503	-	33 129	33 059	34 628
W GERM.....	-	16 566	16 579	17 692	-	46 450	46 510	48 140
SWITZLD.....	-	6 309	6 309	6 646	-	49 693	49 993	52 724
ITALY.....	-	-	-	-	-	39 905	39 905	43 387
JAPAN.....	-	125 388	125 831	133 381	-	695 077	695 572	738 414
AUSTRAL.....	-	10 596	10 596	10 865	-	19 687	19 687	20 589

Table 2. Schedule A Commodity by Country of Origin,
Customs Value, F.a.s. and C.i.f.—Continued

(For information on coverage, definitions of Customs, f.a.s., and c.i.f. values, see Explanation of Statistics. Shipments valued less than \$251 are shown only under Schedule A commodity number 990.0000 and excluded from all other commodities. OTH CTY represents total for countries averaging under \$1,000 per month based on Customs Value)

Country of origin	Schedule A commodity number, description and unit of quantity							
	Current month				Cumulative, January to date			
	Net quantity	Value (dollars)			Net quantity	Value (dollars)		
Customs		F.a.s.	C.i.f.	Customs		F.a.s.	C.i.f.	
OTH CTY.....	-	2 874	2 874	3 025	-	6 626	6 633	7 007
TOTAL.....	-	201 010	201 506	212 495	-	1 278 073	1 284 912	1 387 321
8617140	RADIATION THERAPY, ETC., APPARATUS FOR NONPROFIT INSTITUTIONS							
CANADA.....	-	274 030	274 362	274 437	-	992 043	994 089	994 645
FINLAND.....	-	-	-	-	-	79 906	70 177	90 110
DENMARK.....	-	1 560	1 560	1 632	-	77 987	80 189	83 150
W GERM.....	-	132 397	108 990	133 599	-	132 805	109 398	134 038
ISRAEL.....	-	52 680	52 680	53 946	-	163 263	163 263	170 394
OTH CTY.....	-	447	447	640	-	6 309	6 309	6 852
TOTAL.....	-	461 114	438 039	464 254	-	1 452 313	1 423 425	1 479 189
8617150	DENTAL INSTRUMENTS NSPF AND PARTS OF, INCLUDING BURRS AND FORCEPS							
CANADA.....	-	77 838	77 873	77 873	-	254 905	255 133	255 141
SWEDEN.....	-	65 725	65 725	67 343	-	440 448	440 447	464 250
DENMARK.....	-	280	280	305	-	10 311	10 311	10 586
U KING.....	-	22 875	22 875	23 512	-	85 800	85 816	88 473
IRELAND.....	-	25 559	25 562	26 515	-	46 058	46 061	47 431
FRANCE.....	-	91 564	91 564	93 524	-	368 209	364 222	370 656
W GERM.....	-	693 816	691 874	702 680	-	3 476 424	3 459 335	3 522 405
AUSTRIA.....	-	14 976	14 976	15 274	-	92 205	91 449	93 195
SWITZLD.....	-	155 457	155 457	157 520	-	744 670	744 753	758 341
ITALY.....	-	8 569	8 569	9 164	-	26 458	26 458	28 209
PAKISTN.....	-	45 136	44 926	48 005	-	110 445	113 505	123 358
HG KONG.....	-	1 218	1 218	1 551	-	6 443	6 443	10 085
JAPAN.....	-	260 966	260 652	269 946	-	1 119 763	1 119 797	1 161 553
OTH CTY.....	-	378	378	403	-	11 945	11 945	12 669
TOTAL.....	-	1 464 357	1 461 929	1 493 615	-	6 794 084	6 775 675	6 946 354
8617160	INSTRUMENTS AND APPLIANCES NSPF, AND PARTS OF, FOR MEDICAL, SURGICAL ETC USE							
CANADA.....	-	1 345	1 356	1 366	-	37 676	37 809	38 446
MEXICO.....	-	115 394	114 989	117 457	-	485 432	481 751	490 868
HAITI.....	-	-	-	-	-	13 869	13 869	15 025
COLOMB.....	-	694	694	739	-	32 956	32 956	37 742
SWEDEN.....	-	41 318	40 768	42 225	-	289 231	288 960	300 115
NORWAY.....	-	4 574	4 583	4 671	-	12 376	12 385	12 863
DENMARK.....	-	6 596	6 596	7 086	-	83 752	83 752	87 103
U KING.....	-	565 039	559 048	588 323	-	2 699 752	2 667 520	2 600 895
IRELAND.....	-	316 769	316 769	329 616	-	1 255 098	1 189 674	1 247 546
NETHLD.....	-	9 516	9 516	10 069	-	57 654	57 654	60 487
BELGIUM.....	-	8 663	8 663	8 838	-	18 555	18 555	18 895
FRANCE.....	-	80 039	80 039	80 548	-	281 970	283 217	287 667
W GERM.....	-	2 036 566	2 034 475	2 078 171	-	10 246 521	10 223 331	10 451 286
E GERM.....	-	-	-	-	-	7 521	7 521	7 572
SWITZLD.....	-	137 574	139 187	141 076	-	537 751	544 982	553 962
POLAND.....	-	37 395	37 395	40 745	-	37 395	37 395	40 745
ITALY.....	-	19 914	19 165	19 532	-	96 703	97 852	99 939
ISRAEL.....	-	2 549	2 550	2 711	-	8 507	8 518	9 106
INDIA.....	-	-	-	-	-	8 993	8 993	10 168
PAKISTN.....	-	293 558	294 734	315 709	-	1 509 551	1 506 196	1 610 803
KOR REP.....	-	25 300	25 300	26 279	-	29 216	29 216	30 794
CHINA T.....	-	24 629	24 629	26 045	-	121 743	121 743	127 893
JAPAN.....	-	560 920	551 617	588 009	-	2 699 901	2 620 190	2 793 318
OTH CTY.....	-	975	975	4 349	-	14 437	14 437	18 531
TOTAL.....	-	4 289 327	4 273 048	4 433 564	-	20 588 560	20 388 476	21 151 771
8617200	MECHANO-THERAPY APPLIANCES, MASSAGE AND OXYGEN OR OXYGEN THERAPY APPARATUS, AND PARTS OF							
CANADA.....	-	6 118	6 255	6 272	-	84 560	81 475	81 885
SWEDEN.....	-	3 401	3 403	3 609	-	91 578	91 587	96 582
NORWAY.....	-	28 840	28 840	29 714	-	113 647	113 647	116 836
DENMARK.....	-	9 477	8 638	9 407	-	207 174	206 351	218 408
U KING.....	-	65 912	65 534	72 158	-	301 367	300 157	323 454
FRANCE.....	-	3 853	3 853	4 236	-	51 471	51 471	53 234
W GERM.....	-	309 438	285 519	325 348	-	1 241 399	1 141 238	1 305 293
SWITZLD.....	-	2 388	2 388	2 420	-	30 964	30 964	32 518
SPAIN.....	-	2 117	2 117	2 366	-	9 350	9 350	10 381
ITALY.....	-	1 774	1 773	1 924	-	54 452	54 323	60 193
KOR REP.....	-	-	-	-	-	46 511	45 181	50 183
HG KONG.....	-	38 410	38 748	43 463	-	190 410	191 991	209 161
JAPAN.....	-	18 054	18 054	20 228	-	138 289	138 524	150 716
AUSTRAL.....	-	17 473	17 473	18 962	-	88 542	88 291	94 674
REP SAF.....	-	5 419	5 419	6 083	-	9 548	9 548	10 728
OTH CTY.....	-	478	478	552	-	4 370	4 370	4 660
TOTAL.....	-	513 152	488 492	546 742	-	2 663 632	2 558 468	2 818 906
8618000	SPEEDOMETERS, TAXIMETERS ETC, GAS METERS ETC, REVOLUTION ETC COUNTERS, & SPECIFIED PARTS							
CANADA.....	-	192 776	192 482	194 531	-	570 476	574 776	577 868
MEXICO.....	-	31 810	32 219	32 321	-	234 188	234 597	234 699
BRAZIL.....	-	15 403	10 063	15 698	-	24 245	18 805	25 099
SWEDEN.....	-	6 234	6 096	6 416	-	39 852	39 161	41 340
DENMARK.....	-	2 839	2 528	2 545	-	9 099	8 337	8 889
U KING.....	-	129 495	128 594	134 650	-	1 041 473	1 031 607	1 076 881
IRELAND.....	-	-	-	-	-	7 386	7 386	7 678
NETHLD.....	-	10 715	10 715	11 369	-	85 342	85 342	88 711
BELGIUM.....	-	56 246	48 471	58 078	-	223 781	216 006	232 387

Table 2. Schedule A Commodity by Country of Origin,
Customs Value, F.a.s. and C.i.f.—Continued

(For information on coverage, definitions of Customs, f.a.s., and c.i.f. values, see Explanation of Statistics. Shipments valued less than \$251 are shown only under Schedule A commodity number 990.0000 and excluded from all other commodities. OTH CTY represents total for countries averaging under \$1,000 per month based on Customs Value)

Country of origin	Schedule A commodity number, description and unit of quantity							
	Current month			Cumulative, January to date				
	Net quantity	Value (dollars)			Net quantity	Value (dollars)		
Customs		F.a.s.	C.i.f.	Customs		F.a.s.	C.i.f.	
FRANCE.....	-	8 378	8 482	8 894	-	146 906	147 343	156 104
W GERM.....	-	576 156	574 937	597 994	-	2 634 034	2 620 336	2 716 525
AUSTRIA.....	-	25 391	25 384	25 895	-	28 229	28 225	28 891
SWITZLD.....	-	261 105	251 640	268 185	-	1 719 017	1 707 571	1 771 010
ITALY.....	-	124 673	124 729	131 501	-	356 754	354 500	389 026
YUGOSLV.....	-	465	465	572	-	10 725	10 921	11 919
ISRAEL.....	-	-	-	-	-	296 542	296 550	306 791
PHIL R.....	-	22 387	22 387	23 421	-	34 260	34 260	36 726
HG KONG.....	-	5 267	5 267	6 179	-	58 845	59 258	65 434
CHINA T.....	-	-	-	-	-	26 584	26 680	27 882
JAPAN.....	-	435 226	438 521	463 772	-	2 795 860	2 803 456	2 954 375
AUSTRAL.....	-	2 015	2 015	2 431	-	21 327	21 244	21 790
OTH CTY.....	-	2 685	2 671	2 748	-	14 939	14 925	16 065
TOTAL.....	-	1 909 266	1 887 666	1 987 200	-	10 379 864	10 341 286	10 796 090
8619120	COMPASSES, INCLUDING SURVEYING AND GYROSCOPIC, AND PARTS OF							
CANADA.....	-	28 381	28 381	28 653	-	40 254	40 254	40 730
MEXICO.....	-	1 434	1 434	1 434	-	18 090	18 090	18 090
SWEDEN.....	-	57 807	57 811	60 286	-	301 180	301 184	313 808
FINLAND.....	-	21 551	21 616	21 904	-	30 689	30 773	31 305
U KING.....	-	5 807	5 818	6 332	-	49 422	49 432	51 922
FRANCE.....	-	3 665	3 483	3 574	-	21 471	21 330	22 801
W GERM.....	-	100 499	99 601	102 608	-	359 453	356 732	368 464
SWITZLD.....	-	2 656	2 656	2 724	-	8 639	8 639	8 901
ITALY.....	-	24 152	24 152	25 469	-	102 113	94 051	99 116
HG KONG.....	-	4 172	4 369	4 921	-	38 565	38 985	42 586
CHINA T.....	-	3 145	3 336	3 643	-	8 192	8 383	9 456
JAPAN.....	-	52 312	52 913	54 841	-	497 074	501 637	526 436
OTH CTY.....	-	-	-	-	-	9 723	9 499	10 505
TOTAL.....	-	305 581	305 570	316 389	-	1 484 865	1 478 989	1 544 120
8619140	SURVEYING, HYDROGRAPHIC, NAVIGATIONAL, METEOROLOGICAL ETC INSTRUMENTS NSPF AND PARTS OF							
CANADA.....	-	356 611	356 916	357 477	-	1 394 207	1 398 868	1 405 552
MEXICO.....	-	59 484	59 484	59 484	-	250 372	250 372	250 372
NORWAY.....	-	2 220	2 164	2 348	-	27 480	27 344	29 274
DENMARK.....	-	23 835	23 835	24 479	-	59 862	59 862	61 713
U KING.....	-	47 521	41 586	49 192	-	250 017	237 299	260 003
NETHLD.....	-	936	936	1 070	-	5 074	5 074	5 320
FRANCE.....	-	114 119	101 196	102 191	-	596 876	582 784	589 306
W GERM.....	-	118 375	118 400	122 438	-	747 524	747 549	768 256
AUSTRIA.....	-	10 970	10 970	11 210	-	27 198	27 198	27 734
SWITZLD.....	-	550 298	550 297	565 947	-	2 267 416	2 267 956	2 324 497
ITALY.....	-	5 355	5 355	5 624	-	556 269	448 504	669 195
ARAB EM.....	-	-	-	-	-	10 382	10 382	10 382
SINGAPR.....	-	-	-	-	-	8 797	8 797	9 656
CHINA M.....	-	-	-	-	-	107 120	107 120	107 262
HG KONG.....	-	-	-	-	-	8 374	8 729	9 905
CHINA T.....	-	-	-	-	-	109 167	109 167	109 417
JAPAN.....	-	336 843	332 605	349 798	-	2 136 931	2 122 231	2 217 403
OTH CTY.....	-	4 344	4 344	4 684	-	12 552	12 552	13 559
TOTAL.....	-	1 630 911	1 608 088	1 655 942	-	8 575 600	8 431 788	8 868 806
8619200	BALANCES, SENSITIVITY OF 5 CENTIGRAMS OR BETTER, AND PARTS OF INCLUDING WEIGHTS							
CANADA.....	-	298	298	298	-	7 514	7 934	7 934
U KING.....	-	21 965	21 965	23 227	-	57 733	57 733	61 282
NETHLD.....	-	-	-	-	-	18 981	18 981	20 777
BELGIUM.....	-	1 567	1 567	1 719	-	10 317	10 317	10 926
W GERM.....	-	182 614	181 276	186 042	-	824 354	817 915	836 192
SWITZLD.....	-	60 493	60 610	61 583	-	1 662 278	1 662 612	1 684 959
JAPAN.....	-	-	-	-	-	6 076	6 076	6 403
OTH CTY.....	-	2 004	2 004	2 543	-	8 442	8 442	10 021
TOTAL.....	-	268 941	267 720	275 412	-	2 595 695	2 590 010	2 638 494
8619310	DISC CALCULATORS, SLIDE RULES & OTHER MATHEMATICAL CALCULATING INSTRUMENTS, & PARTS OF							
CANADA.....	-	-	-	-	-	11 448	11 448	11 626
MEXICO.....	-	5 553	5 553	5 554	-	5 553	5 553	5 554
FINLAND.....	-	-	-	-	-	35 063	35 063	35 909
DENMARK.....	-	4 434	4 434	4 659	-	38 383	38 342	41 526
U KING.....	-	3 410	3 410	3 553	-	25 861	24 965	25 836
W GERM.....	-	13 165	13 174	13 475	-	113 077	112 910	115 543
SWITZLD.....	-	2 358	2 358	2 417	-	6 030	6 030	6 148
HG KONG.....	-	10 757	10 857	11 408	-	73 677	74 663	86 337
CHINA T.....	-	-	-	-	-	14 797	14 797	15 968
JAPAN.....	-	16 880	16 891	17 359	-	116 385	117 059	123 727
OTH CTY.....	-	1 335	1 335	1 372	-	9 425	9 451	10 865
TOTAL.....	-	57 892	58 012	59 797	-	449 699	450 281	479 039
8619320	CALIPERS, MICROMETERS AND PROTRACTORS, AND PARTS OF							
BRAZIL.....	-	-	-	-	-	33 451	33 450	34 603
SWEDEN.....	-	3 549	3 549	3 591	-	9 523	9 523	9 791
DENMARK.....	-	691	691	706	-	9 419	9 419	9 778
U KING.....	-	9 818	9 828	10 250	-	130 324	129 988	135 971
FRANCE.....	-	1 119	1 119	1 205	-	6 019	6 019	6 369
W GERM.....	-	136 242	136 217	138 446	-	585 531	572 131	593 512
SWITZLD.....	-	150 364	150 364	152 749	-	695 400	695 094	707 073

Table 2. Schedule A Commodity by Country of Origin,
Customs Value, F.a.s. and C.i.f.—Continued

(For information on coverage, definitions of Customs, f.a.s., and c.i.f. values, see Explanation of Statistics. Shipments valued less than \$251 are shown only under Schedule A commodity number 990.0000 and excluded from all other commodities. OTH CTY represents total for countries averaging under \$1,000 per month based on Customs Value)

Country of origin	Schedule A commodity number, description and unit of quantity							
	Net quantity	Current month			Net quantity	Cumulative, January to date		
		Value (dollars)				Value (dollars)		
	Customs	F.a.s.	C.i.f.	Customs	F.a.s.	C.i.f.		
POLAND.....	-	86 727	77 301	78 968	-	351 617	322 453	329 693
SPAIN.....	-	-	-	-	-	14 161	14 473	14 644
ITALY.....	-	8 872	8 872	9 135	-	39 439	39 439	41 659
HG KONG.....	-	4 457	4 535	5 009	-	15 537	15 887	17 825
JAPAN.....	-	647 808	647 808	669 127	-	2 499 044	2 501 872	2 583 356
OTH CTY.....	-	3 773	3 720	3 796	-	9 675	9 622	10 226
TOTAL.....	-	1 053 420	1 044 004	1 072 982	-	4 399 140	4 359 370	4 484 100
8619330	RULES, FOLDING OR NOT, AND PARTS OF							
CANADA.....	-	5 265	5 283	5 308	-	12 974	13 329	13 365
DENMARK.....	-	3 765	3 765	3 851	-	41 186	41 186	42 762
U KING.....	-	37 615	37 464	38 747	-	134 315	135 902	141 362
W GERM.....	-	101 362	101 450	106 457	-	322 611	323 009	338 371
AUSTRIA.....	-	-	-	-	-	18 209	15 418	15 718
SWITZLD.....	-	11 215	11 215	11 921	-	64 616	64 616	67 547
ITALY.....	-	5 845	5 933	6 338	-	16 120	18 271	19 414
HG KONG.....	-	29 518	29 760	31 690	-	55 745	56 420	61 139
CHINA T.....	-	374	374	400	-	5 679	5 679	6 394
JAPAN.....	-	14 626	14 786	16 292	-	262 928	264 031	277 799
AUSTRAL.....	-	12 244	12 244	12 566	-	23 479	21 962	22 572
OTH CTY.....	-	2 563	2 563	2 780	-	10 084	10 055	10 633
TOTAL.....	-	224 392	224 837	236 350	-	970 146	969 878	1 017 076
8619340	LETTERING PENS, DRAFTMENS, AND PARTS OF							
W GERM.....	-	154 711	153 975	157 765	-	633 293	633 557	652 630
SWITZLD.....	-	6 038	6 038	6 075	-	24 675	24 675	24 933
JAPAN.....	-	468	468	480	-	14 897	14 897	15 207
OTH CTY.....	-	-	-	-	-	385	385	400
TOTAL.....	-	161 217	160 481	164 320	-	673 250	673 514	693 370
8619350	DRAFTING ETC, NON-OPTICAL INSTRUMENTS ETC, AND PARTS OF, NSPF							
CANADA.....	-	56 898	57 411	57 461	-	418 758	420 530	422 504
MEXICO.....	-	53 415	53 415	53 415	-	150 269	150 269	150 571
SWEDEN.....	-	10 722	10 724	11 091	-	86 453	86 372	89 004
NORWAY.....	-	-	-	-	-	66 385	66 385	69 346
DENMARK.....	-	11 683	11 684	12 114	-	149 943	149 944	156 580
U KING.....	-	367 040	351 594	398 325	-	1 752 472	1 633 943	1 881 427
IRELAND.....	-	-	-	-	-	14 926	14 926	15 359
NETHLS.....	-	12 950	12 950	13 762	-	130 818	126 567	130 626
BELGIUM.....	-	2 293	2 293	2 399	-	33 962	33 928	34 927
FRANCE.....	-	37 166	36 700	38 144	-	208 501	207 953	217 465
W GERM.....	-	420 802	420 596	437 586	-	2 277 386	2 274 675	2 364 880
SWITZLD.....	-	98 507	105 082	107 850	-	501 351	546 799	561 236
POLAND.....	-	26 902	26 252	26 914	-	104 928	103 215	105 645
SPAIN.....	-	2 611	2 704	2 815	-	7 038	7 175	7 513
ITALY.....	-	46 557	46 583	49 244	-	257 483	257 148	274 230
ISRAEL.....	-	12 818	12 818	13 340	-	25 502	25 502	26 633
KOR REP.....	-	1 085	1 085	1 160	-	22 392	22 392	26 009
HG KONG.....	-	19 137	19 340	21 342	-	169 440	170 765	181 817
CHINA T.....	-	28 841	29 057	31 437	-	108 072	108 529	118 509
JAPAN.....	-	319 343	319 745	333 805	-	2 049 811	2 051 873	2 145 785
AUSTRAL.....	-	5 478	5 478	5 740	-	26 970	27 197	27 900
TUNISIA.....	-	-	-	-	-	7 140	7 140	7 427
OTH CTY.....	-	1 466	1 466	1 793	-	8 673	8 673	9 683
TOTAL.....	-	1 535 714	1 526 983	1 619 737	-	8 578 713	8 501 900	9 025 076
8619360	OPTICAL MEASURING OR CHECKING INSTRUMENTS AND APPLIANCES NSPF, AND PARTS OF							
CANADA.....	-	10 048	10 580	10 580	-	32 088	32 776	32 950
U KING.....	-	21 853	21 853	22 627	-	100 663	100 666	105 662
FRANCE.....	-	-	-	-	-	5 266	5 316	5 641
W GERM.....	-	6 994	6 994	7 167	-	180 202	161 352	182 507
SWITZLD.....	-	4 558	4 558	4 615	-	33 766	30 448	34 460
JAPAN.....	-	133 977	132 742	140 692	-	552 344	547 329	584 554
OTH CTY.....	-	3 221	3 229	3 382	-	5 640	5 648	5 998
TOTAL.....	-	180 651	179 956	189 063	-	909 969	883 535	951 772
8619400	MODELS OF INVENTIONS AND/OR IMPROVEMENTS IN THE ARTS FOR EXHIBIT ETC							
CANADA.....	-	-	-	-	-	10 606	10 641	10 641
SWEDEN.....	-	5 508	5 508	5 565	-	5 508	5 508	5 565
U KING.....	-	-	-	-	-	29 020	29 026	29 997
NETHLS.....	-	-	-	-	-	12 312	10 321	11 065
FRANCE.....	-	-	-	-	-	85 002	85 002	85 872
SWITZLD.....	-	-	-	-	-	23 480	23 480	24 815
HG KONG.....	-	-	-	-	-	16 425	35 825	36 737
OTH CTY.....	-	1 484	1 484	1 586	-	12 019	12 023	12 394
TOTAL.....	-	6 992	6 992	7 151	-	194 372	211 826	217 086
8619500	MACHINES ETC FOR TESTING MATERIALS ETC UNDER COMPRESSION, TORSION ETC, AND PARTS OF							
CANADA.....	-	569	568	578	-	84 007	84 299	84 309
SWEDEN.....	-	634	634	715	-	7 931	7 931	8 383
U KING.....	-	37 048	36 802	38 472	-	217 171	216 685	228 475
FRANCE.....	-	4 687	4 687	4 775	-	10 084	10 110	10 447
W GERM.....	-	37 977	37 647	39 475	-	243 023	235 771	252 897
AUSTRIA.....	-	4 590	4 590	4 925	-	21 404	21 118	22 231

Table 2. Schedule A Commodity by Country of Origin,
Customs Value, F.a.s. and C.i.f.—Continued

(For information on coverage, definitions of Customs, f.a.s., and c.i.f. values, see Explanation of Statistics. Shipments valued less than \$251 are shown only under Schedule A commodity number 990.0000 and excluded from all other commodities. OTH CTY represents total for countries averaging under \$1,000 per month based on Customs Value)

Country of origin	Schedule A commodity number, description and unit of quantity							
	Current month				Cumulative, January to date			
	Net quantity	Value (dollars)			Net quantity	Value (dollars)		
Customs		F.a.s.	C.i.f.	Customs		F.a.s.	C.i.f.	
SWITZLD.....	-	560	560	584	-	56 275	56 275	57 561
ITALY.....	-	12 544	12 544	13 484	-	46 934	46 934	49 233
JAPAN.....	-	300	300	313	-	51 928	51 989	54 206
OTH CTY.....	-	900	900	1 004	-	3 815	3 815	4 578
TOTAL.....	-	99 809	99 232	104 325	-	742 572	734 927	772 320
8619620	BAROMETERS, EXCEPT COMBINATION ARTICLES							
U KING.....	-	8 031	8 031	8 848	-	77 813	77 797	84 724
W GERM.....	-	15 586	15 586	16 622	-	131 857	131 644	138 808
SWITZLD.....	-	26 011	26 012	26 438	-	78 063	78 064	79 325
JAPAN.....	-	1 230	1 230	1 392	-	47 473	44 110	48 348
OTH CTY.....	-	4 331	4 331	4 729	-	12 073	12 073	13 318
TOTAL.....	-	55 189	55 190	58 029	-	347 279	343 688	364 523
8619640	HYDROMETERS, THERMOMETERS, BAROMETERS NES HYGROMETERS AND PSYCHROMETERS, AND PARTS OF							
CANADA.....	-	2 536	2 647	2 647	-	31 272	31 415	31 555
MEXICO.....	-	36 272	36 073	36 272	-	205 886	204 221	205 887
SWEDEN.....	-	12 313	10 718	11 502	-	13 363	11 794	12 591
U KING.....	-	3 527	3 538	4 099	-	63 497	63 114	67 324
BELGIUM.....	-	1 042	1 042	1 122	-	5 941	5 701	6 101
FRANCE.....	-	16 171	16 171	18 599	-	51 081	51 031	55 740
W GERM.....	-	206 181	198 287	207 134	-	506 428	494 383	520 666
SWITZLD.....	-	10 763	10 763	11 080	-	64 680	64 680	68 263
SPAIN.....	-	-	-	-	-	5 318	5 318	5 596
ITALY.....	-	461	492	555	-	26 283	26 314	29 811
KOR REP.....	-	12 838	12 838	14 535	-	97 370	97 453	105 977
HG KONG.....	-	20 477	20 652	22 540	-	173 189	176 784	199 816
CHINA T.....	-	12 228	12 397	13 656	-	79 715	81 203	94 406
JAPAN.....	-	128 117	129 258	137 356	-	619 322	622 322	659 243
OTH CTY.....	-	5 322	5 292	5 721	-	15 158	15 124	16 052
TOTAL.....	-	468 248	460 168	486 818	-	1 958 503	1 950 857	2 079 028
8619700	INSTRUMENTS ETC FOR MEASURING ETC LIQUIDS OR GASES NSPF, AND PARTS OF							
CANADA.....	-	588 372	564 218	613 467	-	3 948 664	3 737 857	3 950 845
MEXICO.....	-	113 977	114 066	114 066	-	747 700	735 268	735 548
ARGENT.....	-	3 298	3 298	3 681	-	35 961	35 961	40 411
SWEDEN.....	-	29 534	29 165	30 983	-	152 918	151 432	158 513
NORWAY.....	-	3 309	3 309	3 402	-	46 930	46 926	47 916
FINLAND.....	-	-	-	-	-	29 280	29 280	29 965
DENMARK.....	-	61 542	61 641	64 190	-	251 115	250 789	259 295
U KING.....	-	230 788	220 369	237 948	-	1 530 760	1 503 762	1 594 967
NETHLD.....	-	67 111	67 267	71 248	-	477 716	477 399	502 409
BELGIUM.....	-	4 287	4 287	4 526	-	31 362	31 120	32 876
FRANCE.....	-	155 694	149 942	153 670	-	712 781	698 272	728 219
W GERM.....	-	625 240	619 848	654 529	-	3 390 741	3 369 175	3 546 959
AUSTRIA.....	-	1 078	1 078	1 278	-	52 055	54 674	56 530
SWITZLD.....	-	21 865	21 821	22 677	-	102 964	102 618	106 468
SPAIN.....	-	-	-	-	-	11 612	11 612	12 628
PORTUGL.....	-	1 085	1 085	1 152	-	6 568	6 568	6 960
ITALY.....	-	86 798	86 816	93 598	-	419 943	419 316	464 113
ISRAEL.....	-	2 501	2 501	2 575	-	37 634	37 650	38 808
SINGAPR.....	-	105 247	105 247	106 976	-	686 575	686 575	697 695
PHIL R.....	-	28 253	28 253	29 610	-	57 131	57 131	60 066
HG KONG.....	-	557	557	622	-	13 315	13 335	14 422
CHINA T.....	-	18 911	19 002	20 677	-	119 723	120 124	127 147
JAPAN.....	-	199 726	200 274	214 698	-	1 555 710	1 550 903	1 660 710
AUSTRAL.....	-	1 000	1 000	1 522	-	230 605	231 264	241 071
OTH CTY.....	-	2 401	2 401	2 497	-	11 845	11 727	12 831
TOTAL.....	-	2 352 574	2 307 445	2 449 592	-	14 661 608	14 370 738	15 127 372
8619820	PHOTOGRAPHIC LIGHT METERS (NO)							
U KING.....	20	874	874	928	936	23 536	23 536	24 369
W GERM.....	259	18 895	18 895	19 311	7 691	225 905	225 905	229 507
SWITZLD.....	-	-	-	-	55	13 979	13 979	14 401
JAPAN.....	2 764	70 827	67 704	75 568	35 583	465 571	452 368	479 089
OTH CTY.....	-	-	-	-	361	6 179	6 179	6 496
TOTAL.....	3 043	90 596	87 473	95 807	44 626	735 170	721 967	753 862
8619840	OPTICAL DEVICES FOR CHEMICAL OR PHYSICAL ANALYSIS NES, AND PARTS OF							
CANADA.....	-	-	-	-	-	18 276	18 345	18 404
U KING.....	-	28 260	28 325	30 027	-	122 852	123 183	126 963
FRANCE.....	-	2 065	2 065	2 108	-	24 299	24 299	25 229
W GERM.....	-	6 072	6 072	6 227	-	59 702	59 702	61 293
SWITZLD.....	-	-	-	-	-	8 497	8 497	8 552
JAPAN.....	-	18 130	18 130	18 702	-	101 959	101 956	105 865
OTH CTY.....	-	322	322	342	-	4 998	4 998	5 222
TOTAL.....	-	54 849	54 914	57 406	-	340 583	340 980	351 528
8619860	DEVICES, EXCEPT OPTICAL, FOR CHEMICAL OR PHYSICAL ANALYSIS NES, AND PARTS OF							
CANADA.....	-	11 385	11 440	11 550	-	175 283	178 345	179 075
SWEDEN.....	-	98 912	97 903	104 067	-	1 082 495	1 033 038	1 146 687
NORWAY.....	-	-	-	-	-	41 458	41 458	42 669
FINLAND.....	-	-	-	-	-	24 242	24 242	25 723
DENMARK.....	-	8 820	8 820	10 475	-	19 556	19 546	21 438

Table 2. Schedule A Commodity by Country of Origin, Customs Value, F.a.s. and C.i.f.—Continued

(For information on coverage, definitions of Customs, f.a.s., and c.i.f. values, see Explanation of Statistics. Shipments valued less than \$251 are shown only under Schedule A commodity number 990.0000 and excluded from all other commodities. OTH CTY represents total for countries averaging under \$1,000 per month based on Customs Value)

Country of origin	Schedule A commodity number, description and unit of quantity							
	Current month			Cumulative, January to date				
	Net quantity	Value (dollars)			Net quantity	Value (dollars)		
Customs		F.a.s.	C.i.f.	Customs		F.a.s.	C.i.f.	
U KING.....	-	65 485	64 380	66 511	-	349 867	347 238	365 014
NETHLDS.....	-	-	-	-	-	8 047	8 047	8 158
BELGIUM.....	-	-	-	-	-	5 950	5 950	6 443
FRANCE.....	-	17 325	17 325	18 144	-	67 347	67 346	70 266
W GERM.....	-	137 888	127 378	144 102	-	400 297	387 206	419 297
AUSTRIA.....	-	852	852	871	-	5 699	5 699	6 150
SWITZLD.....	-	27 426	26 476	28 580	-	147 868	145 648	155 356
ITALY.....	-	1 744	1 744	1 813	-	8 090	8 090	8 522
ISRAEL.....	-	-	-	-	-	7 789	7 732	8 957
JAPAN.....	-	27 956	27 956	29 596	-	170 057	170 092	181 593
AUSTRAL.....	-	-	-	-	-	11 979	11 979	12 673
OTH CTY.....	-	420	420	460	-	7 876	7 876	8 125
TOTAL.....	-	398 213	384 694	416 169	-	2 533 900	2 469 532	2 666 146
8619900	PARTS OF METERS ETC, TAXIMETERS, SPEEDOMETERS ETC, STROBOSCOPES AND ELECTRIC SHIPS LOGS							
CANADA.....	-	26 621	24 427	26 949	-	144 194	125 464	145 955
MEXICO.....	-	74 078	74 078	74 078	-	455 409	455 406	455 409
U KING.....	-	18 126	17 360	18 597	-	130 443	128 153	134 509
FRANCE.....	-	-	-	-	-	18 473	18 473	18 809
W GERM.....	-	46 481	46 479	50 715	-	108 876	106 762	115 312
SWITZLD.....	-	380	380	403	-	8 842	8 405	9 222
ISRAEL.....	-	-	-	-	-	5 328	5 328	5 449
KOR REP.....	-	-	-	-	-	14 761	14 761	16 562
JAPAN.....	-	23 832	23 832	25 238	-	106 468	108 458	113 297
OTH CTY.....	-	2 019	2 019	2 160	-	12 822	12 752	13 913
TOTAL.....	-	191 537	188 575	198 140	-	1 067 616	983 965	1 028 437
8624110	PHOTOGRAPHIC FILM, FLAT, X-RAY, SENSITIZE AND UNEXPOSED							
CANADA.....	-	-	-	-	-	2 003 167	1 999 659	1 999 679
SWEDEN.....	-	368 494	326 842	364 320	-	2 332 675	2 034 285	2 279 039
U KING.....	-	55 336	55 336	56 417	-	2 171 374	2 170 634	2 217 256
BELGIUM.....	-	796 977	768 643	783 671	-	10 978 815	10 816 474	10 986 581
FRANCE.....	-	11 827	11 827	12 182	-	455 439	449 663	466 723
W GERM.....	-	4 360	4 360	4 825	-	258 421	258 421	275 992
ITALY.....	-	4 899	4 899	5 017	-	328 298	328 298	338 394
JAPAN.....	-	957 339	964 624	1 024 153	-	4 846 211	5 077 826	5 285 304
TOTAL.....	-	2 199 232	2 136 531	2 250 585	-	23 374 400	23 135 260	23 848 968
8624120	PHOTOGRAPHIC FILM, FLAT, GRAPHIC ARTS FOR LITHOGRAPHY ETC, SENSITIZED AND UNEXPOSED							
CANADA.....	-	-	-	-	-	5 631	5 649	5 690
BRAZIL.....	-	15 810	15 810	16 742	-	256 384	254 751	266 711
U KING.....	-	52 862	52 862	53 861	-	357 420	356 102	367 226
NETHLDS.....	-	3 910	3 910	3 934	-	12 082	12 091	12 886
BELGIUM.....	-	259 858	236 485	239 827	-	4 069 855	3 753 115	3 807 928
FRANCE.....	-	8 834	8 834	9 025	-	29 924	29 924	30 534
W GERM.....	-	141 023	138 853	140 844	-	226 994	218 736	223 282
SWITZLD.....	-	77 334	77 334	78 457	-	298 909	298 889	315 219
JAPAN.....	-	198 309	217 242	231 070	-	1 030 344	1 088 597	1 153 479
OTH CTY.....	-	-	-	-	-	1 592	1 592	1 696
TOTAL.....	-	757 940	751 330	773 760	-	6 289 135	6 019 446	6 184 651
8624130	PHOTOGRAPHIC FILM, FLAT NES, SENSITIZED AND UNEXPOSED							
CANADA.....	-	1 984 308	1 981 834	1 981 834	-	8 314 077	6 289 968	8 289 968
BRAZIL.....	-	-	-	-	-	6 156	6 156	6 646
U KING.....	-	117 077	106 674	108 432	-	819 848	677 358	691 732
NETHLDS.....	-	90 456	90 456	93 026	-	90 456	90 456	93 026
BELGIUM.....	-	196 675	160 514	170 354	-	1 525 527	1 453 842	1 498 127
FRANCE.....	-	5 360	5 360	5 668	-	10 572	10 572	11 455
W GERM.....	-	55 421	55 421	58 638	-	266 298	266 298	276 678
SWITZLD.....	-	221 333	221 333	225 618	-	708 987	708 987	737 967
ITALY.....	-	-	-	-	-	16 888	16 922	17 131
JAPAN.....	-	136 199	144 006	149 211	-	1 097 014	1 116 674	1 153 601
OTH CTY.....	-	-	-	-	-	10 854	10 854	11 918
TOTAL.....	-	2 806 829	2 765 598	2 792 981	-	12 866 677	12 648 087	12 788 249
8624140	PHOTOGRAPHIC DRY PLATES, AND PHOTSENSITIVE EMULSION IN SHEETS ETC, UNEXPOSED							
U KING.....	-	4 755	4 785	5 036	-	21 141	15 285	18 440
BELGIUM.....	-	25 526	26 007	29 094	-	251 253	259 150	264 014
JAPAN.....	-	105 646	105 646	117 884	-	281 990	281 990	314 399
OTH CTY.....	-	-	-	-	-	5 119	4 818	6 263
TOTAL.....	-	135 927	136 438	152 014	-	559 503	561 243	603 116
8624210	MOTION PICTURE FILMS SENSITIZED AND UNEXPOSED, BLACK AND WHITE UNDER 1 INCH WIDE (LFT)							
U KING.....	24 200	838	622	634	17 998 770	281 658	224 458	229 087
BELGIUM.....	6 191 700	52 596	47 391	47 988	93 723 890	963 154	877 544	900 536
W GERM.....	629 900	7 829	8 200	8 571	689 900	8 321	8 692	9 116
SPAIN.....	1 001 049	8 954	8 954	9 310	10 119 863	90 426	90 426	94 382
ITALY.....	7 329 090	76 387	76 387	78 838	40 159 819	452 147	447 505	462 665
JAPAN.....	550 500	13 776	13 110	14 073	554 700	14 488	13 822	14 856
OTH CTY.....	10 400	858	858	963	10 400	858	858	963
TOTAL.....	15 736 839	161 238	155 522	160 377	163 257 342	1 811 052	1 663 305	1 711 605

Table 2. Schedule A Commodity by Country of Origin,
Customs Value, F.a.s. and C.i.f.—Continued

(For information on coverage, definitions of Customs, f.a.s., and c.i.f. values, see Explanation of Statistics. Shipments valued less than \$251 are shown only under Schedule A commodity number 990.0000 and excluded from all other commodities. OTH CTY represents total for countries averaging under \$1,000 per month based on Customs Value)

Country of origin	Schedule A commodity number, description and unit of quantity							
	Current month				Cumulative, January to date			
	Net quantity	Value (dollars)			Net quantity	Value (dollars)		
Customs		F.a.s.	C.i.f.	Customs		F.a.s.	C.i.f.	
8624220	MOTION PICTURE FILM, SENSITIZED AND UNEXPOSED, BLACK AND WHITE, 1 INCH OR MORE WIDE (LFT)							
U KING.....	125 800	5 170	5 170	5 154	1 992 819	45 976	45 976	46 902
BELGIUM.....	-	-	-	-	14 297 100	215 965	215 965	219 162
SPAIN.....	-	-	-	-	815 605	12 626	12 626	13 113
ITALY.....	3 078 722	61 485	61 485	63 870	20 990 091	431 386	431 386	448 280
OTH CTY.....	-	-	-	-	300 000	3 158	3 450	3 742
TOTAL.....	3 204 522	66 655	66 655	69 024	38 395 615	709 111	709 403	731 199
8624230	MOTION PICTURE FILM, SENSITIZED AND UNEXPOSED, COLOR (LFT)							
U KING.....	392 817	13 772	13 842	14 763	928 241	48 158	48 376	51 700
BELGIUM.....	27 093 735	516 269	490 886	501 902	84 181 375	1 643 002	1 558 914	1 589 417
CZECHO.....	-	-	-	-	4 000 000	19 424	19 424	21 199
ITALY.....	-	-	-	-	1 256 802	39 411	39 411	40 877
JAPAN.....	35 908 200	981 197	963 646	994 751	188 466 089	4 607 354	4 474 998	4 619 514
OTH CTY.....	6 300	280	280	411	294 750	9 627	9 630	10 393
TOTAL.....	63 401 052	1 511 518	1 468 654	1 511 827	279 127 257	6 366 976	6 150 753	6 333 100
8624240	PHOTOGRAPHIC FILM IN ROLLS ETC NES, SENSITIZED AND UNEXPOSED, BLACK AND WHITE (NO)							
U KING.....	93 830	114 815	107 236	110 439	611 260	585 647	546 152	560 535
W GERM.....	12	411	411	631	95 697	62 871	58 660	60 974
SPAIN.....	-	-	-	-	170 891	41 770	41 770	44 818
YUGOSLV.....	-	-	-	-	39 800	11 930	11 930	12 505
JAPAN.....	54 300	89 317	89 559	91 687	117 540	284 220	284 142	291 341
OTH CTY.....	830	1 660	1 660	1 700	4 330	7 450	6 146	7 933
TOTAL.....	148 972	206 203	198 866	204 457	1 039 518	993 888	948 800	978 106
8624250	PHOTOGRAPHIC FILM IN ROLLS ETC NES, SENSITIZED AND UNEXPOSED, COLOR (NO)							
CANADA.....	13 740	24 593	24 593	25 051	22 740	35 231	35 231	35 799
U KING.....	51 289	118 085	118 085	120 378	473 409	337 724	337 838	348 112
W GERM.....	9 000	16 153	11 776	12 099	164 356	152 405	131 658	133 976
ITALY.....	287 255	136 834	136 834	143 662	1 258 754	637 352	584 473	617 110
KOR REP.....	-	-	-	-	40 050	23 906	23 906	28 341
JAPAN.....	502 346	264 157	257 018	273 527	2 370 841	1 311 202	1 319 966	1 395 593
TOTAL.....	863 630	559 822	548 306	574 717	4 330 150	2 497 820	2 433 072	2 558 931
8624610	PHOTO PAPERS, SENSITIZED AND UNEXPOSED, SILVER HALIDE FOR PICTORIAL USE, BLACK AND WHITE (SFT)							
CANADA.....	-	-	-	-	936	5 482	3 097	5 724
U KING.....	3 652 408	359 227	270 800	285 285	22 490 159	2 058 524	1 509 167	1 631 778
NETHLD.....	894 736	118 333	118 333	120 933	1 511 055	233 434	233 325	237 198
BELGIUM.....	294 663	38 561	33 922	35 085	294 663	38 561	33 922	35 085
FRANCE.....	-	-	-	-	39 521	5 286	5 286	6 365
W GERM.....	584 840	50 957	41 534	44 030	15 295 480	800 680	726 987	758 293
POLAND.....	96 389	7 400	7 400	7 803	96 389	7 400	7 400	7 803
SPAIN.....	-	-	-	-	425 147	34 229	34 269	35 964
GREECE.....	122 928	11 385	11 385	12 216	260 763	24 413	24 413	26 260
KOR REP.....	-	-	-	-	589 933	32 382	32 382	35 670
JAPAN.....	-	-	-	-	16 597 778	166 757	166 757	174 606
OTH CTY.....	-	-	-	-	2 200	3 300	3 300	3 601
TOTAL.....	5 645 964	585 863	483 374	505 352	57 604 024	3 410 448	2 780 305	2 958 347
8624620	PHOTO PAPERS, SENSITIZED AND UNEXPOSED, SILVER HALIDE FOR PICTORIAL USE, COLOR (SFT)							
U KING.....	-	-	-	-	17 145	7 695	7 695	7 907
W GERM.....	8 419 663	1 891 901	1 714 374	1 764 456	30 759 443	6 927 065	6 420 549	6 517 888
SWITZLD.....	160 000	16 630	16 630	18 059	160 000	16 630	16 630	18 059
JAPAN.....	5 176 023	961 609	958 666	1 004 178	27 500 131	6 118 629	6 015 104	6 349 566
OTH CTY.....	-	-	-	-	2 826	2 292	2 332	2 726
TOTAL.....	13 755 706	2 870 140	2 689 670	2 786 693	58 439 545	13 072 311	12 462 310	12 896 146
8624630	PHOTO PAPERS, SENSITIZED AND UNEXPOSED, SILVER HALIDE FOR LINE REPRODUCTION (SFT)							
NETHLD.....	1 582 800	173 718	173 735	177 464	4 125 711	414 463	414 484	424 337
BELGIUM.....	9 616 978	295 267	259 611	263 937	106 023 210	3 063 605	2 738 562	2 787 852
FRANCE.....	1 592 727	151 491	151 491	154 646	5 204 457	481 591	481 591	498 111
W GERM.....	48 150	10 556	10 556	11 396	128 565	23 089	25 089	27 363
JAPAN.....	1 445 934	343 473	327 468	345 218	8 910 813	2 350 560	2 273 105	2 392 583
OTH CTY.....	5 856	383	384	384	14 756	4 497	4 507	4 697
TOTAL.....	14 292 445	974 888	923 245	953 045	124 407 512	6 337 805	5 937 338	6 134 943
8624635	PHOTO PAPERS, SENSITIZED AND UNEXPOSED HEAT-SENS RECRDRG PAPRS, EXP X-RAY FILM							
CANADA.....	-	2 185	2 225	2 523	-	12 426	12 778	13 242
SALVADR.....	-	14 940	14 940	15 671	-	14 940	14 940	15 671
HONDURA.....	-	-	-	-	-	6 500	6 500	7 303
C RICA.....	-	-	-	-	-	20 640	20 640	23 085
NORWAY.....	-	-	-	-	-	14 112	14 112	15 997
U KING.....	-	3 191	3 191	4 672	-	41 007	41 022	46 585
NETHLD.....	-	-	-	-	-	73 902	73 902	80 249
BELGIUM.....	-	3 074	2 662	2 703	-	48 403	41 079	42 550
W GERM.....	-	5 298	5 298	5 709	-	7 974	7 920	8 727
AUSTRIA.....	-	359	359	618	-	5 431	5 431	6 449
JAPAN.....	-	33 891	33 134	44 375	-	163 759	159 729	191 232
NIGERIA.....	-	1 600	1 600	2 331	-	5 560	5 560	7 164
OTH CTY.....	-	-	-	-	-	5 140	5 140	5 791
TOTAL.....	-	64 538	63 409	78 602	-	419 794	408 753	464 045

Table 2. Schedule A Commodity by Country of Origin, Customs Value, F.a.s. and C.i.f.—Continued

(For information on coverage, definitions of Customs, f.a.s., and c.i.f. values, see Explanation of Statistics. Shipments valued less than \$251 are shown only under Schedule A commodity number 990.0000 and excluded from all other commodities. OTH CTY represents total for countries averaging under \$1,000 per month based on Customs Value)

Country of origin	Schedule A commodity number, description and unit of quantity							
	Net quantity	Current month			Net quantity	Cumulative, January to date		
		Value (dollars)				Value (dollars)		
		Customs	F.a.s.	C.i.f.		Customs	F.a.s.	C.i.f.
8631020	MOTION PICTURE FILM, EXPOSED, DEVELOPED OR NOT, EXCEPT UNDEVELOPED NEWSREELS (LFT)							
CANADA.....	335 598	75 531	75 617	76 581	1 829 118	398 120	396 652	402 206
MEXICO.....	1 389 124	270 618	270 638	273 239	5 493 973	943 729	943 680	952 235
GUATMAL.....	2 000	600	600	600	27 800	7 170	7 170	7 285
BELIZE.....	112 505	5 189	5 189	5 244	112 505	5 189	5 189	5 244
JAMAICA.....	-	-	-	-	79 750	7 870	7 870	8 137
COLOMB.....	-	-	-	-	37 302	10 743	10 743	10 956
VENEZ.....	17 600	1 480	1 480	1 646	142 640	17 592	17 631	18 393
ECUADOR.....	-	-	-	-	17 500	5 250	5 250	5 339
PERU.....	15 000	4 500	4 500	4 526	36 560	11 908	11 908	12 063
BRAZIL.....	59 971	18 160	18 160	18 566	96 871	32 620	32 620	33 311
ARGENT.....	39 027	3 005	2 996	3 392	251 381	27 658	27 688	30 235
SWEDEN.....	33 321	9 212	9 192	9 660	144 373	33 916	33 958	36 108
NORWAY.....	21 000	6 300	6 300	6 409	24 264	7 390	7 390	7 566
U KING.....	2 242 948	397 454	397 911	413 585	6 179 941	1 122 252	1 123 950	1 175 343
NETHLD.....	14 885	7 032	7 032	7 468	60 943	18 093	18 105	19 154
BELGIUM.....	16 086	4 988	4 988	5 084	42 365	13 816	13 816	14 391
FRANCE.....	591 263	139 948	140 459	147 348	2 489 370	570 161	574 182	602 556
W GERM.....	125 635	53 629	53 700	56 791	605 512	155 765	156 743	165 983
HUNGARY.....	-	-	-	-	25 868	5 706	5 706	6 038
SWITZLD.....	48 907	15 066	15 066	15 688	154 974	48 492	46 577	48 412
POLAND.....	-	-	-	-	57 307	8 322	8 322	9 021
SPAIN.....	76 071	7 948	8 014	8 838	374 935	49 074	49 384	54 147
ITALY.....	943 453	117 229	117 591	124 612	3 314 574	434 775	437 658	472 700
GREECE.....	29 175	15 366	15 366	15 858	105 907	18 666	18 742	19 989
LEBANON.....	71 280	49 350	49 350	50 444	207 880	59 081	59 081	62 884
INDIA.....	147 577	18 483	18 642	19 826	281 547	46 781	47 184	49 616
THAILND.....	11 800	3 540	3 540	3 755	82 396	21 888	21 888	22 534
INDNSIA.....	6 945	2 084	2 084	2 174	39 445	11 834	11 834	12 556
PHIL R.....	148 793	44 639	44 639	46 208	266 752	76 356	76 372	79 116
KOR REP.....	38 200	11 460	11 460	11 664	38 200	11 460	11 460	11 664
HG KONG.....	348 827	214 774	194 855	199 505	1 662 918	534 932	502 547	533 425
JAPAN.....	163 118	39 953	39 275	41 256	1 020 619	217 796	211 720	227 464
AUSTRAL.....	152 275	45 867	45 891	47 217	395 859	101 450	101 517	106 527
NIGERIA.....	-	-	-	-	45 986	13 796	13 166	14 192
KENYA.....	-	-	-	-	91 050	5 910	5 928	6 750
REP SAF.....	26 900	6 875	6 883	7 399	120 186	18 624	18 632	20 806
OTH CTY.....	188 540	13 917	14 122	16 229	475 555	52 619	52 930	59 083
TOTAL.....	7 417 824	1 604 197	1 585 540	1 640 812	26 434 126	5 126 804	5 095 264	5 323 629
8631030	MICROFILM, PHOTOGRAPHIC FILM, ETC FOR USE OF RELIGIOUS & PUBLIC INST, & GOVT AGENCIES							
CANADA.....	-	27 068	27 200	27 661	-	88 387	88 640	90 350
MEXICO.....	-	2 805	2 847	3 059	-	15 160	15 270	16 285
SWEDEN.....	-	1 014	1 039	1 216	-	6 188	6 222	6 928
DENMARK.....	-	-	-	-	-	7 400	5 428	5 888
U KING.....	-	21 861	22 059	23 178	-	58 866	59 098	62 111
FRANCE.....	-	1 336	1 336	1 621	-	37 453	38 171	40 716
W GERM.....	-	856	856	909	-	12 383	12 423	13 893
SWITZLD.....	-	-	-	-	-	12 140	12 175	13 366
ITALY.....	-	11 633	11 654	12 846	-	58 366	58 534	62 214
JAPAN.....	-	10 258	10 258	11 068	-	22 565	22 565	24 322
OTH CTY.....	-	7 809	7 809	8 784	-	42 926	43 109	48 769
TOTAL.....	-	84 640	85 058	90 342	-	361 834	361 635	384 842
8631045	PHOTOGRAPHIC FILM NES, EXPOSED, WHETHER OR NOT DEVELOPED, AND VIDEO TAPE RECORDINGS (LFT)							
CANADA.....	300 152	30 872	29 815	30 108	1 596 986	271 370	267 438	268 603
MEXICO.....	54 100	2 813	2 813	3 123	280 365	26 161	26 129	27 730
HONDURA.....	-	-	-	-	112 500	7 200	7 200	7 916
NICARAG.....	-	-	-	-	251 500	12 058	12 058	12 909
VENEZ.....	7 000	364	364	396	651 650	7 507	7 507	8 581
ECUADOR.....	-	-	-	-	42 500	22 101	22 100	22 239
PERU.....	-	-	-	-	129 500	6 734	6 734	7 053
CHILE.....	62 800	3 266	3 266	3 660	915 121	22 471	22 471	24 696
U KING.....	109 425	29 760	29 823	30 522	721 714	66 509	66 958	71 295
JAPAN.....	194 387	12 999	13 008	13 454	717 537	41 960	42 017	45 426
AUSTRAL.....	-	-	-	-	112 050	8 032	8 032	9 558
OTH CTY.....	186 960	5 848	5 848	7 552	508 126	24 467	24 730	28 772
TOTAL.....	914 824	85 922	84 937	88 835	6 039 549	516 570	513 374	534 778
8641110	WATCHES, 0 TO 1 JEWEL (NO)							
U KING.....	26 480	150 360	138 058	141 074	55 373	323 507	311 173	319 741
FRANCE.....	9 537	46 784	43 738	45 529	37 061	191 451	188 449	193 904
W GERM.....	-	-	-	-	4 329	42 827	42 827	43 543
SWITZLD.....	497 173	2 375 132	2 377 157	2 425 485	2 342 341	10 976 688	10 988 190	11 209 117
ITALY.....	-	-	-	-	4 469	16 882	16 882	17 768
ISRAEL.....	4 100	17 220	17 220	17 951	22 550	90 777	90 809	94 098
KOR REP.....	500	17 985	17 985	18 390	4 398	199 747	199 725	202 635
HG KONG.....	169 894	683 426	683 276	703 651	699 281	2 940 920	2 932 515	3 028 551
JAPAN.....	1 974	101 329	101 213	102 320	40 524	1 486 662	1 486 444	1 502 929
OTH CTY.....	-	-	-	-	1 723	7 694	7 694	7 964
TOTAL.....	709 658	3 392 236	3 378 647	3 454 400	3 212 049	16 277 155	16 264 708	16 620 250
8641120	WATCHES, 2 TO 7 JEWELS (NO)							
FRANCE.....	-	-	-	-	5 700	49 560	49 260	50 361
W GERM.....	100	3 173	3 173	3 223	12 145	273 463	270 764	274 792

Table 2. Schedule A Commodity by Country of Origin,
Customs Value, F.a.s. and C.i.f.—Continued

(For information on coverage, definitions of Customs, f.a.s., and c.i.f. values, see Explanation of Statistics. Shipments valued less than \$251 are shown only under Schedule A commodity number 990.0000 and excluded from all other commodities. OTH CTY represents total for countries averaging under \$1,000 per month based on Customs Value)

Country of origin	Schedule A commodity number, description and unit of quantity								
	Current month				Cumulative, January to date				
	Net quantity	Value (dollars)			Net quantity	Value (dollars)			
Customs		F.a.s.	C.i.f.	Customs		F.a.s.	C.i.f.		
SWITZLD.....	36 636	672 639	671 945	683 807	228 977	4 397 961	4 383 344	4 460 317	
HG KONG.....	12 972	122 050	124 038	125 883	41 535	338 314	342 035	347 400	
CHINA T.....	31 551	445 170	445 170	450 310	127 542	1 474 452	1 474 452	1 492 420	
JAPAN.....	8 735	313 514	313 958	316 018	36 753	1 177 123	1 177 533	1 190 785	
OTH CTY.....	-	-	-	-	25	1 773	1 773	1 804	
TOTAL.....	89 994	1 556 546	1 558 284	1 579 241	452 677	7 712 646	7 699 161	7 817 879	
8641130	WATCHES, 8 TO 15 JEWELS						(NO)		
W GERM.....	105	14 388	14 388	14 548	518	21 526	21 526	21 771	
SWITZLD.....	10 745	497 097	497 545	502 449	23 439	1 042 678	1 041 130	1 052 366	
JAPAN.....	3 120	137 624	137 624	139 291	14 105	502 743	502 743	508 535	
OTH CTY.....	33	999	1 049	1 127	48	1 933	1 983	2 116	
TOTAL.....	14 003	650 108	650 606	657 415	38 110	1 568 880	1 567 382	1 584 788	
8641140	WATCHES, 16 TO 17 JEWELS						(NO)		
DENMARK.....	-	-	-	-	14	6 242	6 242	6 439	
U KING.....	87	3 879	3 879	3 955	12 017	120 573	120 142	122 775	
FRANCE.....	1 810	33 528	33 622	34 288	22 647	325 983	325 198	331 379	
W GERM.....	1 085	36 033	36 044	36 668	13 375	285 567	285 481	290 722	
SWITZLD.....	174 908	4 072 336	4 070 131	4 133 944	783 730	17 771 326	17 776 320	18 054 930	
ITALY.....	594	15 809	15 809	16 011	907	31 501	31 501	32 051	
HG KONG.....	19 787	147 964	150 531	155 776	102 170	857 144	864 157	886 266	
JAPAN.....	100 655	1 811 783	1 811 422	1 821 625	493 040	8 138 955	8 094 854	8 178 396	
OTH CTY.....	5	504	504	523	253	7 803	7 803	7 956	
TOTAL.....	298 931	6 121 836	6 121 942	6 202 790	1 428 153	27 545 094	27 511 698	27 910 914	
8641150	WATCHES, OVER 17 JEWELS						(NO)		
MEXICO.....	1 120	38 663	38 663	39 436	1 152	40 331	40 331	41 104	
U KING.....	-	-	-	-	3 692	47 310	47 310	48 264	
FRANCE.....	-	-	-	-	1 451	40 981	40 981	41 739	
W GERM.....	50	1 722	1 722	1 756	2 193	32 623	32 615	33 312	
SWITZLD.....	6 179	794 125	794 122	803 225	31 542	3 388 305	3 388 350	3 428 587	
HG KONG.....	1 025	5 050	5 050	5 175	8 063	74 114	74 839	77 214	
JAPAN.....	26 343	583 879	584 303	592 702	131 780	2 974 302	2 966 491	3 018 168	
OTH CTY.....	-	-	-	-	15	4 911	4 911	4 939	
TOTAL.....	34 717	1 423 439	1 423 860	1 442 294	179 888	6 602 877	6 595 828	6 693 327	
8641160	WATCHES CONTAINING CLOCK MOVEMENTS						(NO)		
U KING.....	28 951	149 611	149 617	153 714	41 379	192 091	192 097	197 528	
HG KONG.....	-	-	-	-	7 944	60 552	60 552	62 292	
OTH CTY.....	35	1 063	1 063	1 105	167	5 986	5 986	6 190	
TOTAL.....	28 986	150 674	150 680	154 819	49 490	258 629	258 635	266 010	
8641200	CLOCKS CONTAINING WATCH MOVEMENTS						(NO)		
FRANCE.....	49	11 643	11 643	11 971	1 202	29 481	29 524	30 736	
W GERM.....	960	7 084	7 084	7 615	10 978	64 888	65 590	67 824	
SWITZLD.....	1 011	45 899	45 714	47 572	5 380	194 816	194 734	202 598	
HG KONG.....	1 980	14 433	15 142	15 783	1 980	14 433	15 142	15 783	
OTH CTY.....	500	1 955	1 955	2 127	520	2 440	2 500	2 692	
TOTAL.....	4 500	81 014	81 538	85 068	20 060	306 058	307 490	319 633	
8641310	WATCH MOVEMENTS, 0 TO 1 JEWELS						(NO)		
MEXICO.....	58 648	1 163 442	1 174 441	1 174 441	257 848	5 281 764	5 598 700	5 292 810	
SWITZLD.....	42 150	163 858	164 189	166 624	187 128	742 855	743 234	755 505	
ISRAEL.....	-	-	-	-	2 000	7 552	7 719	7 982	
MALAYSIA.....	5 756	113 367	113 369	114 400	16 898	459 530	459 534	463 331	
SINGAPR.....	54 809	1 273 046	1 258 525	1 264 727	102 228	2 647 391	2 632 902	2 645 778	
KOR REP.....	2 200	94 886	95 686	96 327	27 006	906 108	905 468	910 537	
HG KONG.....	4 891	83 865	83 866	85 216	27 475	449 976	449 929	454 393	
CHINA T.....	200	4 762	4 762	4 792	400	11 952	11 967	12 017	
JAPAN.....	-	-	-	-	2 102	28 747	28 747	29 126	
OTH CTY.....	24	1 881	1 900	1 900	1 441	5 447	5 466	5 563	
TOTAL.....	168 678	2 899 107	2 896 738	2 908 427	624 526	10 541 322	10 843 666	10 577 042	
8641320	WATCH MOVEMENTS, 2 TO 7 JEWELS						(NO)		
W GERM.....	33 523	280 930	280 930	287 723	119 646	978 997	978 907	1 001 613	
SWITZLD.....	48 269	484 673	485 113	490 716	283 608	2 389 909	2 389 048	2 413 290	
CHINA T.....	38 392	535 135	535 135	540 423	193 323	1 820 784	1 755 689	1 774 103	
JAPAN.....	34 000	179 244	179 244	181 933	118 050	568 801	568 801	579 375	
OTH CTY.....	60	303	303	308	758	4 417	4 417	4 713	
TOTAL.....	154 244	1 480 285	1 480 725	1 501 103	715 385	5 762 908	5 696 862	5 773 094	
8641330	WATCH MOVEMENTS, 8 TO 15 JEWELS						(NO)		
SWITZLD.....	6 315	224 946	224 946	226 760	55 802	1 421 064	1 421 064	1 433 603	
OTH CTY.....	-	-	-	-	219	3 670	3 670	4 465	
TOTAL.....	6 315	224 946	224 946	226 780	56 021	1 424 734	1 424 734	1 438 068	
8641340	WATCH MOVEMENTS, 16 TO 17 JEWELS						(NO)		
FRANCE.....	24	400	400	419	2 374	11 204	11 204	11 601	
W GERM.....	5	756	756	776	20 205	226 671	226 671	229 682	
SWITZLD.....	99 990	1 310 874	1 310 824	1 325 939	627 273	8 584 413	8 584 946	8 674 377	

Table 2. Schedule A Commodity by Country of Origin,
Customs Value, F.a.s. and C.i.f.—Continued

(For information on coverage, definitions of Customs, f.a.s., and c.i.f. values, see Explanation of Statistics. Shipments valued less than \$251 are shown only under Schedule A commodity number 990.0000 and excluded from all other commodities. OTH CTY represents total for countries averaging under \$1,000 per month based on Customs Value)

Country of origin	Schedule A commodity number, description and unit of quantity							
	Current month				Cumulative, January to date			
	Net quantity	Value (dollars)			Net quantity	Value (dollars)		
Customs		F.a.s.	C.i.f.	Customs		F.a.s.	C.i.f.	
ISRAEL.....	1 000	4 100	4 100	4 161	1 950	7 995	7 995	6 197
HG KONG.....	779	9 997	9 997	10 154	2 245	17 939	17 939	16 225
JAPAN.....	1 220	6 750	6 750	6 978	68 500	333 297	333 279	338 653
OTH CTY.....	-	-	-	-	354	3 918	3 850	3 914
TOTAL.....	103 018	1 332 877	1 332 827	1 348 427	722 901	9 185 437	9 185 884	9 284 889
8641350	WATCH MOVEMENTS, OVER 17 JEWELS							(NO)
SWITZLD.....	40	2 189	2 189	2 210	532	39 356	39 356	39 818
OTH CTY.....	11	379	380	476	129	1 879	1 860	2 052
TOTAL.....	51	2 568	2 569	2 686	661	41 235	41 236	41 870
8641420	WATCH CASES							(NO)
CANADA.....	3 560	8 513	8 513	8 610	17 584	49 356	49 366	49 764
U KING.....	759 608	531 550	527 550	556 335	3 707 380	2 505 076	2 501 083	2 634 648
NETHLDs.....	12 788	6 989	6 989	7 371	13 710	10 173	10 173	10 715
FRANCE.....	573 535	470 964	470 967	497 047	3 027 655	2 315 972	2 315 666	2 439 283
W GERM.....	33 785	99 000	99 000	101 758	173 901	442 783	442 831	456 315
SWITZLD.....	77 444	604 499	605 009	617 692	389 021	2 463 733	2 467 081	2 516 893
PORTUGL.....	136 800	135 319	135 319	150 115	532 100	526 188	526 188	584 422
ITALY.....	10 408	37 010	36 984	38 075	55 228	166 008	165 807	170 837
KOR REP.....	5 150	16 198	16 198	16 546	14 650	51 773	51 773	53 877
HG KONG.....	169 346	271 024	271 042	286 543	773 629	756 700	755 613	796 926
CHINA T.....	44 634	144 953	143 746	146 745	254 966	709 097	694 374	725 751
JAPAN.....	37 344	250 161	250 166	256 564	70 126	436 977	436 230	447 639
OTH CTY.....	-	-	-	-	6 252	3 914	3 914	4 128
TOTAL.....	1 864 402	2 576 180	2 571 483	2 683 401	9 036 202	10 437 750	10 420 119	10 891 218
8641440	WATCH CASE PARTS, INCLUDING BEZELS, BACKS AND CENTERS							(NO)
U KING.....	-	42 337	43 253	45 330	-	268 129	269 017	283 013
FRANCE.....	-	17 427	17 427	18 403	-	115 823	115 876	121 254
W GERM.....	-	67 223	67 221	69 868	-	590 378	590 385	609 951
SWITZLD.....	-	141 862	112 271	115 895	-	480 391	450 687	473 750
PORTUGL.....	-	1 452	1 452	1 593	-	18 486	18 486	21 289
HG KONG.....	-	44 704	44 126	44 821	-	272 835	269 564	277 450
CHINA T.....	-	-	-	-	-	10 284	10 284	10 688
JAPAN.....	-	26 543	26 543	27 309	-	124 326	124 326	128 308
OTH CTY.....	-	752	752	781	-	3 999	3 999	4 307
TOTAL.....	-	342 300	313 045	324 000	-	1 884 651	1 852 624	1 930 010
8642300	TIMING APPARATUS, NES, INCLUDING PIGEON TIMERS							(NO)
CANADA.....	20	1 478	1 483	1 564	358	6 334	6 376	6 457
U KING.....	383	6 961	7 203	7 627	1 831	30 178	30 689	32 157
NETHLDs.....	-	-	-	-	594	21 521	21 521	22 215
FRANCE.....	-	-	-	-	1 357	9 398	9 398	10 125
W GERM.....	2 950	45 543	45 300	46 955	11 633	124 292	123 982	129 763
SWITZLD.....	4 019	9 904	9 904	10 763	13 202	84 145	83 425	87 708
ITALY.....	1 616	3 483	3 483	3 900	7 749	22 288	22 288	24 182
JAPAN.....	2 661	257 981	258 034	268 719	15 724	637 924	637 679	664 034
OTH CTY.....	37	934	934	972	1 321	16 966	16 935	19 008
TOTAL.....	11 686	326 284	326 341	340 500	53 769	953 046	952 306	995 649
8642400	TIME SWITCHES							(NO)
W GERM.....	19	1 358	1 365	1 447	9 290	69 706	68 487	73 070
JAPAN.....	205	4 166	4 166	4 488	3 120	25 829	25 829	27 790
OTH CTY.....	63	3 473	3 473	3 638	239	15 877	15 926	16 626
TOTAL.....	287	8 997	9 004	9 573	12 649	111 412	110 242	117 486
8642510	CLOCK MOVEMENTS, UNDER 1.77 INCHES WIDE, ELECTRIC OR BATTERY OPERATED							(NO)
U KING.....	-	-	-	-	1 150	8 127	8 127	8 776
FRANCE.....	349	5 897	5 897	6 355	2 173	19 025	19 025	19 912
W GERM.....	36 650	143 683	143 349	149 361	109 985	426 508	425 934	445 541
SWITZLD.....	140	2 845	2 845	2 997	1 742	32 649	32 649	33 832
SINGAPR.....	168 280	519 531	519 532	540 914	484 725	1 472 973	1 472 934	1 550 016
KOR REP.....	15 000	57 748	58 600	60 418	102 073	373 015	373 335	385 764
HG KONG.....	86 741	353 387	363 262	378 692	362 871	1 541 646	1 548 074	1 624 652
CHINA T.....	65 510	358 360	357 182	373 252	426 366	2 036 337	2 062 056	2 151 195
JAPAN.....	62 891	342 638	343 349	355 675	433 593	2 257 743	2 258 346	2 347 561
TOTAL.....	435 561	1 784 089	1 794 016	1 867 662	1 924 678	8 168 023	8 200 482	8 567 249
8642520	CLOCK MOVEMENTS, UNDER 1.77 INCHES WIDE, NON-ELECTRIC ETC							(NO)
W GERM.....	752	10 651	10 651	10 893	8 434	79 118	79 118	83 695
SWITZLD.....	1 222	30 365	30 365	30 946	13 533	257 417	257 417	262 086
HG KONG.....	-	-	-	-	10 758	45 160	46 725	48 534
CHINA T.....	300	1 738	1 738	1 858	1 300	5 818	5 818	6 213
JAPAN.....	11 955	103 716	103 716	107 640	37 482	198 323	198 652	207 360
OTH CTY.....	-	-	-	-	1 024	4 906	4 906	5 387
TOTAL.....	14 229	146 470	146 470	151 337	72 531	590 742	592 636	613 275
8642530	CLOCK MOVEMENTS NES, ELECTRIC OR BATTERY							(NO)
W GERM.....	274	2 412	2 412	2 489	4 171	88 282	88 362	92 650
SWITZLD.....	1 750	30 121	30 121	30 980	7 014	123 979	123 979	128 139
SINGAPR.....	2 680	28 610	28 609	29 577	4 134	32 274	32 273	33 353
JAPAN.....	1 962	12 805	12 805	14 657	31 245	98 692	98 692	106 753

Table 2. Schedule A Commodity by Country of Origin,
Customs Value, F.a.s. and C.i.f.—Continued

(For information on coverage, definitions of Customs, f.a.s., and c.i.f. values, see Explanation of Statistics. Shipments valued less than \$251 are shown only under Schedule A commodity number 990.0000 and excluded from all other commodities. OTH CTY represents total for countries averaging under \$1,000 per month based on Customs Value)

Country of origin	Schedule A commodity number, description and unit of quantity							
	Current month				Cumulative, January to date			
	Net quantity	Value (dollars)			Net quantity	Value (dollars)		
Customs		F.a.s.	C.i.f.	Customs		F.a.s.	C.i.f.	
OTH CTY.....	10	458	458	515	315	4 227	4 227	4 854
TOTAL.....	6 676	74 406	74 405	78 218	46 879	347 454	347 533	365 749
8642540	CLOCK MOVEMENTS NES, NON-ELECTRIC ETC						(NO)	
BRAZIL.....	-	-	-	-	17 016	35 904	35 904	40 358
U KING.....	8	694	694	831	9 476	27 797	27 797	29 183
NETHLDs.....	-	-	-	-	160	5 596	5 600	5 999
FRANCE.....	17	880	880	1 026	100	6 277	6 277	6 896
W GERM.....	42 400	1 201 719	1 201 729	1 238 633	220 319	5 570 452	5 571 319	5 761 753
SWITZLD.....	-	-	-	-	28	9 903	9 903	10 818
KOR REP.....	-	-	-	-	3 084	33 014	33 014	39 949
JAPAN.....	2 860	22 744	22 744	24 010	11 848	70 616	70 924	74 166
OTH CTY.....	2 136	4 509	4 521	4 651	3 258	9 218	9 232	10 192
TOTAL.....	47 421	1 230 546	1 230 568	1 269 151	265 289	5 768 777	5 769 970	5 979 314
8642600	CLOCK CASES, INCLUDING CASES FOR CLOCKWORK MECHANISMS, AND PARTS OF							
CANADA.....	-	1 357	1 392	1 392	-	8 854	8 957	8 957
MEXICO.....	-	2 205	2 205	2 205	-	23 460	23 460	23 460
U KING.....	-	-	-	-	-	13 754	13 754	14 880
NETHLDs.....	-	-	-	-	-	34 135	34 135	36 560
W GERM.....	-	27 833	27 885	29 045	-	170 548	170 566	179 440
SWITZLD.....	-	16 674	16 674	17 181	-	72 350	72 349	75 346
SPAIN.....	-	-	-	-	-	5 647	5 647	6 578
PORTUGL.....	-	-	-	-	-	16 054	15 778	17 387
ITALY.....	-	405	432	488	-	9 287	9 314	9 690
HG KONG.....	-	11 592	11 717	12 742	-	39 797	39 283	41 804
CHINA T.....	-	6 756	6 756	7 239	-	44 515	44 515	46 483
JAPAN.....	-	46 397	47 266	49 817	-	219 151	211 012	223 983
OTH CTY.....	-	1 420	1 420	1 630	-	8 177	8 177	10 049
TOTAL.....	-	114 639	115 747	121 739	-	665 729	656 967	694 617
8642710	CLOCKS, WITH MOVEMENTS UNDER 1.77 INCHES WIDE, ELECTRIC OR BATTERY OPERATED							
FRANCE.....	1 760	14 080	14 080	14 537	73 756	302 804	301 692	312 485
W GERM.....	35 993	125 127	125 129	128 032	335 733	1 204 968	1 189 899	1 229 960
SWITZLD.....	10	780	780	806	314	14 217	14 217	14 968
SINGAPR.....	5 000	16 500	16 500	16 985	15 000	52 500	52 500	54 042
HG KONG.....	1 949	12 302	12 302	13 264	56 181	332 398	331 817	353 776
JAPAN.....	88 777	535 246	534 886	560 602	868 491	4 617 154	4 613 321	4 892 236
OTH CTY.....	-	-	-	-	401	3 984	3 990	4 333
TOTAL.....	133 489	704 035	703 677	734 226	1 349 876	6 528 025	6 507 436	6 861 800
8642720	CLOCKS, WITH MOVEMENTS UNDER 1.77 INCHES WIDE, NON-ELECTRIC ETC							
U KING.....	52	4 181	4 181	4 515	2 178	13 015	13 015	13 804
W GERM.....	22 595	152 248	151 651	160 874	211 221	1 340 018	1 339 590	1 421 122
SWITZLD.....	1 645	34 281	34 281	34 632	9 122	330 698	330 422	344 995
ITALY.....	-	-	-	-	1 360	96 934	97 123	102 086
YUGOSLV.....	-	-	-	-	11 530	33 816	33 816	35 660
KOR REP.....	-	-	-	-	3 554	8 951	8 951	10 361
HG KONG.....	1 668	9 307	9 758	10 327	3 516	34 078	34 529	37 236
JAPAN.....	21 276	103 181	103 181	106 723	112 198	523 252	523 177	553 194
OTH CTY.....	130	6 401	6 401	6 616	233	12 702	12 709	13 625
TOTAL.....	47 366	309 599	309 453	323 687	351 912	2 393 464	2 393 332	2 532 083
8642730	CLOCKS NES, ELECTRIC OR BATTERY OPERATED							
SWEDEN.....	122	2 629	2 629	2 760	357	6 731	6 731	7 110
U KING.....	63	1 680	1 503	1 587	448	17 092	15 258	16 703
BELGIUM.....	-	-	-	-	539	10 004	10 004	10 681
FRANCE.....	97	1 397	1 397	1 501	470	7 524	7 434	8 228
W GERM.....	1 980	51 440	48 190	53 621	20 213	320 382	295 914	335 076
SWITZLD.....	14	415	415	433	147	12 275	12 275	13 217
ITALY.....	1 854	68 387	68 443	74 610	4 759	156 689	157 325	179 523
CHINA T.....	98	493	493	686	15 234	29 501	29 501	31 180
JAPAN.....	2 661	29 048	29 125	32 910	20 893	209 251	209 267	233 807
OTH CTY.....	40	4 958	4 958	5 019	479	12 781	12 687	14 232
TOTAL.....	6 929	160 447	157 153	173 127	63 539	782 230	756 396	849 757
8642740	CLOCKS NES, NON-ELECTRIC ETC							
DENMARK.....	68	4 883	4 923	5 607	192	15 034	14 904	16 966
U KING.....	2 515	92 645	91 535	110 566	17 384	802 736	806 991	922 232
NETHLDs.....	438	27 231	27 231	33 914	3 094	193 461	193 669	215 295
BELGIUM.....	338	28 584	28 706	31 993	1 832	86 191	86 630	100 164
FRANCE.....	641	38 409	38 723	42 653	2 825	136 859	138 954	158 318
W GERM.....	24 553	275 996	277 259	297 741	226 570	2 188 862	2 193 072	2 331 508
AUSTRIA.....	367	39 478	40 014	47 519	1 253	123 097	124 250	146 943
SWITZLD.....	381	30 546	30 540	31 184	1 343	87 075	87 405	90 959
SPAIN.....	81	1 060	1 060	1 154	212	9 688	9 688	10 891
ITALY.....	196	13 846	13 913	15 588	566	31 426	31 898	35 675
SINGAPR.....	-	-	-	-	2 526	14 926	15 064	16 366
KOR REP.....	12 908	190 361	190 361	221 103	36 689	558 102	558 953	651 170
HG KONG.....	17 276	47 151	47 475	48 453	214 083	510 642	509 620	530 128
CHINA T.....	26 500	42 654	42 654	43 999	237 318	383 700	383 700	397 178
JAPAN.....	71 651	239 781	236 045	249 133	361 473	1 514 978	1 514 348	1 618 460
OTH CTY.....	10	1 221	1 221	1 462	123	11 812	11 813	14 359
TOTAL.....	157 923	1 073 846	1 071 660	1 182 039	1 107 483	6 668 589	6 680 959	7 256 612

Table 2. Schedule A Commodity by Country of Origin,
Customs Value, F.a.s. and C.i.f.—Continued

(For information on coverage, definitions of Customs, f.a.s., and c.i.f. values, see Explanation of Statistics. Shipments valued less than \$251 are shown only under Schedule A commodity number 990.0000 and excluded from all other commodities. OTH CTY represents total for countries averaging under \$1,000 per month based on Customs Value)

Country of origin	Schedule A commodity number, description and unit of quantity							
	Current month				Cumulative, January to date			
	Net quantity	Value (dollars)			Net quantity	Value (dollars)		
		Customs	F.a.s.	C.i.f.		Customs	F.a.s.	C.i.f.
8642750	STANDARD MARINE CHRONOMETERS WITH SPRING-DETENT ESCAPEMENTS							(NO)
OTH CTY.....	4	1 258	1 258	1 398	4	1 258	1 258	1 398
TOTAL.....	4	1 258	1 258	1 398	4	1 258	1 258	1 398
8642920	JEWELS, UNSET, FOR ANTIFRICTION USE IN WATCH OR CLOCK MOVEMENTS OR PRECISION MECHANISMS							(NO)
CANADA.....	86 000	1 338	1 338	1 348	904 000	14 178	14 178	14 238
W GERM.....	29 020	2 058	2 058	2 091	108 020	5 073	5 073	5 126
SWITZLD.....	2 616 282	112 597	112 597	113 213	8 221 582	513 276	514 279	517 987
ITALY.....	210 000	8 900	8 900	9 025	1 535 141	41 709	41 709	42 148
JAPAN.....	212 000	6 314	6 314	6 345	1 170 500	35 195	35 195	35 410
OTH CTY.....	-	-	-	-	2 895	2 606	2 606	2 647
TOTAL.....	3 153 302	131 207	131 207	132 022	11 942 138	612 037	613 040	617 556
8642940	WATCH MOVEMENT PARTS, INCLUDING DIALS, ASSEMBLIES, SUBASSEMBLIES, AND PLATES							
CANADA.....	-	-	-	-	-	26 274	26 274	28 832
MEXICO.....	-	-	-	-	-	27 283	27 283	27 308
U KING.....	-	-	-	1 019 554	-	5 307 835	5 307 994	5 499 368
FRANCE.....	-	984 053	984 047	345 602	-	2 576 397	2 576 546	2 646 597
W GERM.....	-	175 317	175 319	179 733	-	705 354	705 362	722 897
SWITZLD.....	-	388 184	387 670	393 687	-	1 878 794	1 878 989	1 906 455
PORTUGL.....	-	60 271	60 271	65 551	-	304 872	304 872	332 083
MALAYSA.....	-	136 583	136 585	137 509	-	732 667	732 678	737 190
SINGAPR.....	-	273 366	273 366	275 147	-	797 872	797 872	802 943
KOR REP.....	-	141 707	141 621	142 868	-	250 500	250 418	252 175
HG KONG.....	-	2 101	2 101	2 361	-	59 084	59 079	59 940
CHINA T.....	-	14 614	14 614	14 655	-	120 879	120 879	122 011
JAPAN.....	-	17 014	17 036	17 605	-	147 472	147 494	150 859
MAURIT.....	-	193 201	193 201	196 257	-	349 378	349 378	355 828
OTH CTY.....	-	3 721	3 721	4 176	-	9 031	9 031	9 651
TOTAL.....	-	2 726 654	2 726 074	2 794 705	-	13 295 692	13 296 149	13 654 137
8642960	CLOCK MOVEMENT ETC PARTS, INCLUDING DIALS, ASSEMBLIES, SUBASSEMBLIES, AND PLATES							
CANADA.....	-	35 413	33 553	35 565	-	169 225	150 171	169 756
HAITI.....	-	-	-	-	-	21 763	21 763	22 280
U KING.....	-	50 706	50 659	53 349	-	202 966	202 919	214 080
FRANCE.....	-	9 089	9 089	9 997	-	53 542	53 542	55 978
W GERM.....	-	209 495	209 503	220 963	-	1 306 077	1 306 029	1 357 388
SWITZLD.....	-	58 820	58 820	61 473	-	249 785	249 792	262 207
PORTUGL.....	-	16 851	16 851	18 365	-	93 068	93 038	101 349
ITALY.....	-	2 232	2 232	2 443	-	35 474	35 474	37 329
HG KONG.....	-	13 611	13 612	13 643	-	48 986	48 991	50 406
CHINA T.....	-	-	-	-	-	7 758	7 758	8 039
JAPAN.....	-	11 368	11 368	11 897	-	121 222	120 924	127 221
OTH CTY.....	-	2 825	2 825	2 825	-	8 402	8 402	8 935
TOTAL.....	-	410 410	408 512	430 520	-	2 318 044	2 298 803	2 414 968
8911105	TAPE PLAYERS AND COMBINATION MACHINES CONTAINING TAPE PLAYERS							(NO)
CANADA.....	18	702	702	716	39	7 587	7 604	8 196
MEXICO.....	400	24 284	24 284	24 284	4 755	353 250	353 250	353 250
GUATMAL.....	-	-	-	-	810	37 680	37 680	38 369
SWEDEN.....	96	11 350	10 950	11 611	154	12 681	12 377	13 233
U KING.....	19 351	321 051	327 154	309 910	130 187	1 931 915	1 960 795	1 995 405
W GERM.....	505	36 065	36 065	36 540	1 315	170 972	170 972	174 372
MALAYSA.....	1 400	31 462	31 462	32 432	9 521	195 435	195 435	199 131
SINGAPR.....	11 404	146 310	146 005	154 753	16 128	320 515	320 210	342 105
KOR REP.....	35 212	897 875	896 195	954 471	133 855	3 621 714	3 619 056	3 818 597
HG KONG.....	5 092	135 049	137 805	147 721	44 386	1 093 578	1 099 732	1 175 026
CHINA T.....	52 503	1 425 511	1 421 518	1 553 185	296 177	9 245 528	9 250 660	9 935 832
JAPAN.....	418 042	12 765 613	12 822 422	13 299 032	2 283 247	68 269 737	68 622 251	70 978 511
OTH CTY.....	-	618	618	1 483	1	2 470	2 470	3 539
TOTAL.....	544 023	15 795 890	15 855 180	16 526 138	2 920 575	85 263 262	85 652 512	89 035 566
8911108	RECORD PLAYERS AND PHONOGRAPHS COMPLETE WITH AMPLIFIERS AND SPEAKERS							(NO)
U KING.....	-	-	-	-	604	13 063	13 063	13 747
W GERM.....	53	50 812	50 812	53 013	227	255 151	255 151	264 952
CHINA T.....	5 000	43 500	43 500	50 952	7 001	64 524	64 524	74 620
JAPAN.....	8 485	478 031	478 031	507 208	41 894	2 258 240	2 228 240	2 382 036
OTH CTY.....	906	6 444	6 444	7 315	1 213	15 723	15 739	17 469
TOTAL.....	14 444	578 787	578 787	618 488	50 939	2 606 701	2 576 717	2 752 824
8911112	RECORD CHANGERS AND AUTOMATIC TURNTABLES							(NO)
CANADA.....	-	-	-	-	8	6 070	6 141	6 141
U KING.....	171 827	2 159 776	2 148 184	2 248 719	1 147 045	14 503 138	14 451 550	15 146 918
IRELAND.....	-	-	-	-	106	18 383	18 164	19 501
W GERM.....	16 303	997 477	994 444	1 020 003	107 922	5 756 244	5 726 221	5 900 952
SWITZLD.....	-	-	-	-	303	32 367	22 367	33 372
CHINA T.....	-	-	-	-	400	28 776	28 776	30 904
JAPAN.....	13 436	608 487	608 513	650 192	82 862	3 339 362	3 339 388	3 582 959
TOTAL.....	201 566	3 765 740	3 751 141	3 918 914	1 338 646	23 684 340	23 592 607	24 720 747
8911175	TAPE RECORDERS AND DICTATION MACHINES, AUDIO, NOT CAPABLE OF BATTERY OPERATION							(NO)
MEXICO.....	1 978	44 967	44 874	44 967	10 210	417 033	417 795	417 888

Table 2. Schedule A Commodity by Country of Origin,
Customs Value, F.a.s. and C.i.f.—Continued

(For information on coverage, definitions of Customs, f.a.s., and c.i.f. values, see Explanation of Statistics. Shipments valued less than \$251 are shown only under Schedule A commodity number 990.0000 and excluded from all other commodities. OTH CTY represents total for countries averaging under \$1,000 per month based on Customs Value)

Country of origin	Schedule A commodity number, description and unit of quantity							
	Current month				Cumulative, January to date			
	Net quantity	Value (dollars)			Net quantity	Value (dollars)		
Customs		F.a.s.	C.i.f.	Customs		F.a.s.	C.i.f.	
PANAMA.....	-	-	-	-	504	9 223	9 223	9 716
HAITI.....	125	10 816	10 816	10 902	392	26 434	26 434	27 818
SWEDEN.....	-	-	-	-	398	123 439	123 439	127 121
NORWAY.....	1	866	866	927	4 359	1 204 142	1 206 831	1 237 596
DENMARK.....	-	-	-	-	306	68 827	67 630	70 367
U KING.....	121	39 658	39 658	39 903	152	47 169	47 169	47 962
NETHLDs.....	1 853	112 172	112 172	114 154	7 030	253 075	253 075	258 197
W GERM.....	3	2 168	2 193	2 447	10 019	814 109	814 216	828 209
AUSTRIA.....	7 649	506 420	506 420	510 616	39 378	2 780 160	2 781 016	2 812 996
SWITZLD.....	109	109 109	109 109	111 293	380	637 452	637 452	645 927
SINGAPR.....	1 932	39 065	39 065	39 977	4 431	96 255	97 440	99 968
KOR REP.....	4 000	42 880	42 880	44 631	78 500	988 694	988 694	1 014 309
HG KONG.....	4 860	64 759	64 759	66 696	15 090	176 779	176 779	182 542
CHINA T.....	507	29 396	29 396	30 043	26 992	1 123 958	1 123 958	1 168 395
JAPAN.....	84 177	5 831 702	5 836 871	5 996 992	427 687	31 051 635	31 039 279	31 977 461
OTH CTY.....	3	1 537	1 537	1 555	5	1 837	1 837	1 929
TOTAL.....	107 318	6 835 515	6 840 616	7 015 103	625 833	39 820 221	39 812 267	40 928 403
8911180	TAPE RECORDERS AND DICTATION MACHINES, AUDIO, NES							(NO)
CANADA.....	-	-	-	-	67	6 356	6 361	6 457
MEXICO.....	33	27 791	26 581	27 791	33	27 791	26 581	27 791
HAITI.....	260	9 645	9 645	10 459	4 108	57 199	57 199	64 685
DENMARK.....	-	-	-	-	250	82 409	76 954	79 642
U KING.....	1	3 616	3 616	3 809	26	82 827	82 827	83 736
NETHLDs.....	258	35 810	35 810	36 553	732	99 160	99 160	101 350
FRANCE.....	-	-	-	-	52	8 919	8 582	9 129
W GERM.....	1 648	204 397	204 032	208 656	6 353	1 018 328	1 015 609	1 037 847
AUSTRIA.....	12 294	371 228	371 228	374 434	25 240	757 129	757 129	765 233
SWITZLD.....	2 558	320 181	320 181	324 781	8 079	864 842	857 986	878 011
SINGAPR.....	241	6 985	6 985	7 194	13 485	339 084	344 430	353 154
KOR REP.....	12 130	152 790	152 790	159 737	144 735	2 054 893	2 054 893	2 131 038
HG KONG.....	600	37 109	37 109	38 100	3 270	88 122	88 122	90 873
CHINA T.....	10 190	268 364	270 265	275 522	77 441	1 411 726	1 423 624	1 473 026
JAPAN.....	103 672	3 406 694	3 398 728	3 494 741	719 767	24 329 864	24 210 172	24 864 393
OTH CTY.....	12	5 044	5 083	5 148	27	7 681	7 729	7 969
TOTAL.....	143 897	4 849 654	4 842 053	4 966 925	1 003 665	31 236 330	31 117 358	31 974 334
8911185	TAPE RECORDERS, VIDEO							(NO)
W GERM.....	-	-	-	-	5	6 030	4 671	6 353
JAPAN.....	3 229	2 124 648	2 124 649	2 175 414	17 321	11 698 045	11 696 418	11 972 503
OTH CTY.....	4	3 145	3 158	3 194	22	9 632	9 593	10 547
TOTAL.....	3 233	2 127 793	2 127 807	2 178 608	17 348	11 713 707	11 710 682	11 989 403
8911190	TAPE RECORDERS AND DICTATION MACHINES, OTHER THAN AUDIO, NES AND PARTS							
CANADA.....	-	2 736	2 736	2 806	-	12 611	12 696	12 821
MEXICO.....	-	728 914	693 636	728 715	-	3 295 597	3 084 693	3 288 678
HAITI.....	-	25 090	24 154	27 490	-	70 842	66 730	78 011
NORWAY.....	-	5 774	5 808	6 162	-	128 528	127 918	133 108
DENMARK.....	-	-	-	-	-	36 937	32 795	33 467
U KING.....	-	16 961	17 015	17 560	-	234 980	235 102	239 798
NETHLDs.....	-	13 029	13 029	13 514	-	198 369	198 369	205 489
BELGIUM.....	-	1 557	1 557	1 583	-	11 614	11 614	11 754
W GERM.....	-	26 430	26 430	29 150	-	232 605	229 780	242 098
AUSTRIA.....	-	1 520	1 520	1 550	-	36 137	36 137	36 860
SWITZLD.....	-	133 347	133 352	137 117	-	873 474	873 517	918 161
MALAYSIA.....	-	-	-	-	-	61 199	61 201	61 564
SINGAPR.....	-	305	305	305	-	34 953	34 953	36 070
CHINA M.....	-	5 185	5 185	5 321	-	9 744	9 744	10 050
KOR REP.....	-	328	328	340	-	22 534	22 534	25 691
CHINA T.....	-	342 567	342 547	345 377	-	1 034 444	1 034 418	1 049 823
JAPAN.....	-	1 674 933	1 673 528	1 741 330	-	7 679 384	7 652 897	7 997 161
FR P IS.....	-	-	-	-	-	5 597	5 597	6 373
OTH CTY.....	-	4 365	4 365	4 626	-	16 800	16 800	17 409
TOTAL.....	-	2 983 041	2 945 495	3 062 946	-	13 996 349	13 747 495	14 404 386
8911265	RECORD PLAYERS A TURNTABLES, NES, TONE ARMS, A PTS, INCL PTS FOR RECORD CHANGERS A PHONOS							
CANADA.....	-	330	330	330	-	22 206	22 294	22 343
BRAZIL.....	-	600	600	646	-	38 361	38 364	40 250
DENMARK.....	-	163 998	163 998	173 470	-	1 002 005	1 002 005	1 056 425
U KING.....	-	391 961	391 647	407 786	-	1 471 090	1 466 900	1 544 355
IRELAND.....	-	7 519	7 519	7 969	-	27 300	27 300	37 665
NETHLDs.....	-	2 393	2 393	2 477	-	8 328	8 330	8 690
BELGIUM.....	-	4 841	4 841	5 149	-	6 501	6 501	6 831
W GERM.....	-	32 640	32 645	33 964	-	197 648	197 680	206 431
SWITZLD.....	-	72 298	71 712	73 209	-	385 367	384 749	392 299
ITALY.....	-	-	-	-	-	6 617	6 617	7 316
GREECE.....	-	-	-	-	-	20 241	20 241	20 357
SINGAPR.....	-	23 755	23 755	24 653	-	120 303	120 303	132 929
KOR REP.....	-	29 700	29 700	30 123	-	87 280	87 280	88 801
HG KONG.....	-	-	-	-	-	11 460	11 460	12 107
CHINA T.....	-	341	341	531	-	254 632	254 532	313 611
JAPAN.....	-	577 050	577 294	601 905	-	2 755 900	2 757 326	2 861 179
OTH CTY.....	-	-	-	-	-	617	617	657
TOTAL.....	-	1 307 426	1 306 775	1 362 212	-	6 415 856	6 412 499	6 752 246

Table 2. Schedule A Commodity by Country of Origin,
Customs Value, F.a.s. and C.i.f.—Continued

(For information on coverage, definitions of Customs, f.a.s., and c.i.f. values, see Explanation of Statistics. Shipments valued less than \$251 are shown only under Schedule A commodity number 990.0000 and excluded from all other commodities. OTH CTY represents total for countries averaging under \$1,000 per month based on Customs Value)

Country of origin	Schedule A commodity number, description and unit of quantity							
	Current month				Cumulative, January to date			
	Net quantity	Value (dollars)			Net quantity	Value (dollars)		
Customs		F.a.s.	C.i.f.	Customs		F.a.s.	C.i.f.	
8912020	PHONOGRAPH RECORDS							(NO)
CANADA.....	30 171	40 386	40 736	41 324	147 185	166 971	168 126	169 657
MEXICO.....	8 323	16 474	16 630	17 293	30 548	31 737	31 893	33 633
COLOMB.....	1 760	2 784	2 784	3 182	3 995	6 452	6 452	7 448
BRAZIL.....	1 630	2 934	2 934	3 355	3 245	6 233	6 233	7 119
URUGUAY.....	588	1 500	1 500	1 722	6 346	12 872	12 872	14 555
SWEDEN.....	-	-	-	-	2 327	5 764	5 764	7 397
DENMARK.....	-	-	-	-	10 863	30 241	30 241	32 922
U KING.....	386 352	552 026	540 039	613 206	1 668 006	2 155 667	2 083 655	2 362 255
IRELAND.....	3 031	4 973	4 973	5 248	19 834	47 291	46 728	51 297
NETHLDs.....	40 306	79 051	63 866	73 084	162 895	348 525	262 872	297 905
BELGIUM.....	190	414	414	456	68 619	115 499	59 020	65 429
FRANCE.....	8 387	26 361	25 617	28 959	56 808	154 451	153 707	175 203
W GERM.....	130 017	232 986	232 986	253 641	488 787	805 441	794 613	883 247
AUSTRIA.....	1 980	5 148	5 148	5 778	2 820	7 250	7 250	8 511
CZECHO.....	3 855	5 204	5 204	5 499	6 555	9 308	8 849	9 494
HUNGARY.....	-	-	-	-	8 195	6 957	6 948	7 358
SWITZLD.....	-	-	-	-	4 912	5 133	5 090	5 569
POLAND.....	-	-	-	-	8 844	9 699	9 687	11 885
USSR.....	1 160	1 677	1 677	1 798	16 695	22 889	22 889	24 213
SPAIN.....	225	1 163	1 163	1 260	6 935	15 494	15 494	17 994
PORTUGL.....	3 561	6 423	6 423	6 911	32 851	50 091	50 091	53 547
ITALY.....	107 789	97 337	76 013	88 401	760 491	1 111 165	790 997	876 826
YUGOSLV.....	6 816	3 572	3 572	4 279	58 499	41 128	41 128	47 875
GREECE.....	14 192	30 750	29 119	33 256	34 443	70 059	68 428	78 652
ISRAEL.....	6 345	14 493	14 448	15 448	33 385	67 679	67 364	71 448
INDIA.....	13 056	20 944	20 837	28 140	38 988	67 157	67 049	90 816
PAKISTN.....	-	-	-	-	26 473	39 119	39 119	42 499
PHIL R.....	-	-	-	-	3 330	7 292	7 292	8 438
KOR REP.....	2 660	1 255	1 255	1 423	17 990	23 118	23 118	24 833
JAPAN.....	18 238	22 412	22 412	23 829	93 165	155 474	155 412	167 103
N ZEAL.....	-	-	-	-	1 223	5 603	5 603	5 961
OTH CTY.....	1 459	1 151	1 201	1 383	14 877	12 008	12 058	13 759
TOTAL.....	792 091	1 171 418	1 120 951	1 258 875	3 840 129	5 613 767	5 066 085	5 674 848
8912040	SOUND RECORDINGS NES, & MAGNETIC RECORDING MEDIA WITH OR WITHOUT RECORDED MATERIAL							(NO)
CANADA.....	-	12 221	12 316	12 701	-	165 908	166 583	172 786
MEXICO.....	-	1 566 741	1 556 354	1 565 811	-	8 367 432	6 356 962	6 401 110
JAMAICA.....	-	-	-	-	-	5 600	5 602	5 684
HAITI.....	-	21 433	21 140	23 073	-	32 805	32 343	34 872
ARGENT.....	-	-	-	-	-	5 595	5 595	6 402
DENMARK.....	-	-	-	-	-	6 120	6 120	6 169
U KING.....	-	416 380	416 482	444 433	-	1 158 945	1 151 944	1 242 072
NETHLDs.....	-	8 925	8 925	10 012	-	44 682	44 682	48 347
FRANCE.....	-	14 960	15 098	17 213	-	75 381	76 391	83 672
W GERM.....	-	132 310	115 241	121 532	-	1 350 567	1 235 093	1 284 740
AUSTRIA.....	-	8 910	8 910	9 111	-	224 249	224 249	229 006
SWITZLD.....	-	855	855	866	-	120 856	120 856	123 137
SPAIN.....	-	1 523	1 523	1 845	-	11 596	11 695	13 218
PORTUGL.....	-	3 794	3 794	4 032	-	18 538	18 538	19 529
ITALY.....	-	11 583	11 636	13 518	-	102 513	103 253	117 489
YUGOSLV.....	-	1 650	1 650	1 718	-	12 424	12 424	14 343
GREECE.....	-	5 906	5 906	6 483	-	39 428	39 428	42 953
ISRAEL.....	-	-	-	-	-	7 230	7 249	8 054
MALAYSA.....	-	-	-	-	-	25 000	25 000	26 940
KOR REP.....	-	15 053	15 060	15 332	-	100 572	100 583	102 925
HG KONG.....	-	-	-	-	-	21 299	21 296	22 396
CHINA T.....	-	-	-	-	-	8 481	8 504	8 655
JAPAN.....	-	1 936 074	1 934 145	1 986 211	-	9 514 915	9 509 284	9 757 000
AUSTRAL.....	-	3 726	3 747	3 857	-	18 326	18 347	20 101
OTH CTY.....	-	3 994	3 994	4 509	-	26 701	26 704	28 903
TOTAL.....	-	4 166 038	4 136 778	4 242 277	-	19 465 163	19 328 725	19 820 503
8914100	PIANOS, HARPSICORDS, CLAVICHORDS, AND SIMILAR INSTRUMENTS							(NO)
CANADA.....	12	12 046	12 405	12 405	69	65 805	66 672	66 672
DENMARK.....	-	-	-	-	10	6 260	6 260	7 054
U KING.....	65	21 924	21 910	26 269	395	90 137	89 895	109 725
FRANCE.....	-	-	-	-	3	8 138	8 138	8 775
W GERM.....	20	36 177	36 177	39 994	73	189 755	189 910	209 501
AUSTRIA.....	4	18 271	18 271	19 772	27	72 389	72 395	80 310
KOR REP.....	-	-	-	-	16	10 837	10 837	13 192
JAPAN.....	646	350 876	350 898	398 097	5 618	4 545 071	4 545 293	5 123 710
OTH CTY.....	6	3 329	3 329	3 595	29	10 723	10 728	11 859
TOTAL.....	753	442 623	442 990	500 132	6 240	4 999 115	5 000 128	5 630 798
8914220	VIOLINS, VIOLAS, VIOLONCELLOS, AND DOUBLE BASSES							(NO)
U KING.....	3	5 475	5 475	6 212	24	14 680	14 680	15 866
FRANCE.....	-	-	-	-	22	8 822	8 822	9 567
W GERM.....	3 013	179 706	179 799	187 723	17 374	877 120	876 208	915 061
E GERM.....	6	2 318	2 318	2 388	486	27 191	26 793	29 706
CZECHO.....	32	2 437	2 437	2 700	1 080	36 237	36 237	38 412
HUNGARY.....	716	22 583	22 583	24 165	4 106	77 263	77 263	81 503
ITALY.....	9	1 733	1 733	1 980	28	8 533	8 533	9 619
CHINA M.....	50	1 165	1 165	1 232	4 965	61 420	61 150	69 636
JAPAN.....	1 116	30 444	30 444	32 135	5 015	124 597	124 597	132 696
OTH CTY.....	1	350	350	382	487	4 812	4 812	5 786
TOTAL.....	4 946	246 211	246 304	258 917	33 587	1 240 675	1 239 095	1 307 852

Table 2. Schedule A Commodity by Country of Origin,
Customs Value, F.a.s. and C.i.f.—Continued

(For information on coverage, definitions of Customs, f.a.s., and c.i.f. values, see Explanation of Statistics. Shipments valued less than \$251 are shown only under Schedule A commodity number 990.0000 and excluded from all other commodities. OTH CTY represents total for countries averaging under \$1,000 per month based on Customs Value)

Country of origin	Schedule A commodity number, description and unit of quantity							
	Current month				Cumulative, January to date			
	Net quantity	Value (dollars)			Net quantity	Value (dollars)		
Customs		F.a.s.	C.i.f.	Customs		F.a.s.	C.i.f.	
8914240	STRINGED MUSICAL INSTRUMENTS NSPF							(NO)
BRAZIL.....	-	-	-	-	4 039	104 860	104 817	116 157
U KING.....	-	-	-	-	123	10 586	10 586	11 812
NETHLDs.....	-	-	-	-	1 248	50 227	50 227	52 206
W GERM.....	-	-	-	-	553	30 648	30 850	34 341
E GERM.....	-	-	-	-	3 271	51 921	51 921	56 191
SPAIN.....	-	-	-	-	3 388	95 261	95 551	107 835
ITALY.....	-	-	-	-	362	36 598	36 598	39 927
KOR REP.....	-	-	-	-	91 469	836 188	836 360	1 010 232
HG KONG.....	-	-	-	-	245	5 428	5 539	6 177
CHINA T.....	-	-	-	-	57 401	706 472	706 558	797 620
JAPAN.....	-	-	-	-	104 725	2 742 172	2 741 152	2 993 230
OTH CTY.....	-	-	-	-	1 231	24 338	23 464	27 592
TOTAL.....	-	-	-	-	268 055	4 694 699	4 693 623	5 253 320
8914300	STRINGS FOR MUSICAL INSTRUMENTS							
U KING.....	-	34 923	34 923	36 454	-	181 014	181 014	191 794
FRANCE.....	-	17 358	17 358	17 761	-	60 973	60 973	63 183
W GERM.....	-	54 756	54 756	56 084	-	204 580	204 580	208 773
AUSTRIA.....	-	-	-	-	-	26 833	26 833	27 351
ITALY.....	-	16 993	16 993	17 191	-	60 081	60 081	62 553
KOR REP.....	-	-	-	-	-	15 869	15 869	15 963
JAPAN.....	-	2 074	2 074	2 304	-	18 859	19 153	20 352
OTH CTY.....	-	4 035	4 034	4 356	-	6 775	6 773	7 287
TOTAL.....	-	130 139	130 138	134 150	-	574 984	575 276	597 256
8918120	PIPE ORGANS							(NO)
CANADA.....	4	171 766	175 284	175 284	15	636 847	654 440	654 440
DENMARK.....	-	-	-	-	8	10 173	10 173	12 469
NETHLDs.....	1	43 000	43 000	45 880	374	122 199	122 199	129 997
BELGIUM.....	-	-	-	-	1	7 706	7 706	8 537
FRANCE.....	-	-	-	-	1	11 779	12 365	13 008
W GERM.....	1	773	773	879	3	90 243	83 243	90 764
ITALY.....	-	-	-	-	1	49 850	49 850	52 421
OTH CTY.....	-	-	-	-	1	1 136	1 136	1 185
TOTAL.....	6	215 539	219 057	222 043	404	929 933	941 112	962 821
8918140	ORGANS, EXCEPT PIPE AND ELECTRONIC							(NO)
U KING.....	6	550	550	682	295	6 888	6 888	8 197
ITALY.....	936	38 621	38 621	42 102	4 125	222 944	225 358	252 853
JAPAN.....	-	-	-	-	31	26 869	26 869	29 132
OTH CTY.....	16	871	871	1 456	41	5 982	5 982	7 580
TOTAL.....	958	40 042	40 042	44 240	4 492	262 683	265 097	297 762
8918220	ACCORDIANS AND CONCERTINAS							(NO)
BRAZIL.....	27	2 550	2 375	2 782	278	38 338	38 163	41 094
W GERM.....	165	18 501	18 501	18 877	1 233	69 342	70 049	71 901
E GERM.....	-	-	-	-	1 213	29 779	29 779	31 178
ITALY.....	1 047	195 803	190 092	198 910	4 032	618 417	612 432	643 093
OTH CTY.....	5	1 536	1 536	1 618	54	8 163	8 112	9 460
TOTAL.....	1 244	218 390	212 504	222 187	6 810	764 039	758 535	796 726
8918240	MOUTH ORGANS							(DOZ)
IRELAND.....	1 200	9 245	9 245	10 120	5 100	38 360	38 360	42 149
W GERM.....	11 891	268 992	267 961	272 676	50 148	1 162 904	1 174 058	1 192 288
E GERM.....	554	3 721	3 721	3 817	4 092	48 003	48 003	49 637
POLAND.....	240	1 930	1 930	1 992	642	5 363	5 363	5 542
CHINA M.....	-	-	-	-	1 598	10 194	10 194	11 925
KOR REP.....	2 000	18 000	18 000	18 237	40 960	123 514	123 514	125 169
HG KONG.....	500	1 150	1 150	1 225	4 100	7 500	7 721	8 604
JAPAN.....	640	3 147	3 185	3 409	12 419	76 758	82 025	87 688
TOTAL.....	17 025	306 185	305 192	311 476	119 059	1 472 596	1 489 238	1 523 002
8918310	BRASSWIND MUSICAL INSTRUMENTS							(NO)
U KING.....	100	52 570	52 570	55 084	569	243 574	243 574	253 669
FRANCE.....	83	17 565	17 565	17 950	821	134 543	134 542	137 459
W GERM.....	125	69 802	70 019	74 563	569	276 054	273 249	296 595
E GERM.....	-	-	-	-	61	13 803	13 803	15 108
AUSTRIA.....	-	-	-	-	200	6 245	6 245	6 386
CZECHO.....	367	12 562	12 542	13 395	1 742	57 168	57 148	60 214
SWITZLD.....	22	4 857	4 620	5 270	306	35 826	35 589	38 921
ITALY.....	82	9 507	9 507	10 018	787	64 324	64 743	69 304
JAPAN.....	486	102 427	102 427	107 207	9 515	1 047 046	1 047 045	1 100 715
OTH CTY.....	8	2 765	2 765	3 102	548	9 825	9 874	10 833
TOTAL.....	1 273	272 055	272 015	286 589	15 118	1 888 408	1 885 812	1 989 204
8918320	CLARINETS							(NO)
FRANCE.....	516	68 891	68 863	69 842	8 819	1 151 328	1 148 181	1 161 415
W GERM.....	-	-	-	-	6 523	506 595	506 595	512 305
CZECHO.....	-	-	-	-	277	7 766	7 766	8 157
JAPAN.....	70	8 996	8 996	9 481	3 336	258 045	258 045	267 839
OTH CTY.....	5	990	990	1 022	130	9 075	9 075	9 722
TOTAL.....	591	78 877	78 849	80 345	19 085	1 932 809	1 929 662	1 959 438

Table 2. Schedule A Commodity by Country of Origin, Customs Value, F.a.s. and C.i.f.—Continued

(For information on coverage, definitions of Customs, f.a.s., and c.i.f. values, see Explanation of Statistics. Shipments valued less than \$251 are shown only under Schedule A commodity number 990.0000 and excluded from all other commodities. OTH CTY represents total for countries averaging under \$1,000 per month based on Customs Value)

Country of origin	Schedule A commodity number, description and unit of quantity							
	Net quantity	Current month			Net quantity	Cumulative, January to date		
		Customs	F.a.s.	C.i.f.		Customs	F.a.s.	C.i.f.
8918330	SAXOPHONES							(NO)
FRANCE.....	490	111 408	111 408	114 106	2 136	578 140	577 165	592 657
W GERM.....	60	24 639	24 639	27 045	1 200	252 526	252 526	266 853
CZECHO.....	339	30 706	30 706	32 478	1 333	109 506	109 506	114 765
SWITZLD.....	-	-	-	-	500	83 530	83 530	86 743
ITALY.....	443	74 436	74 436	77 311	797	131 953	131 953	137 020
CHINA T.....	-	-	-	-	105	8 495	8 495	8 844
JAPAN.....	411	88 574	88 574	92 463	4 103	698 651	699 006	732 910
OTH CTY.....	-	-	-	-	38	4 965	4 965	5 221
TOTAL.....	1 743	329 763	329 763	343 403	10 212	1 867 766	1 867 146	1 945 013
8918340	WIND MUSICAL INSTRUMENTS NSPF							(NO)
U KING.....	1 045	2 443	2 443	2 762	6 256	68 571	68 571	71 845
NETHLDs.....	-	-	-	-	2 160	16 825	16 825	17 569
FRANCE.....	15 189	53 433	53 633	55 461	53 903	194 844	193 253	200 553
W GERM.....	3 651	35 576	35 579	37 072	33 427	324 614	324 968	336 315
E GERM.....	9	5 873	5 754	5 785	11 863	58 722	58 903	62 417
CZECHO.....	-	-	-	-	58	10 846	10 846	11 416
SWITZLD.....	-	-	-	-	1 222	16 176	16 176	16 647
ITALY.....	22	2 364	2 364	2 525	436	32 751	32 787	33 994
ISRAEL.....	-	-	-	-	7 529	14 427	14 427	15 045
INDIA.....	1 900	870	870	1 088	108 396	9 993	10 255	14 046
HG KONG.....	-	-	-	-	212	5 314	5 314	5 474
CHINA T.....	-	-	-	-	2 662	14 530	14 555	15 229
JAPAN.....	7 526	80 053	80 053	82 914	78 172	470 909	471 382	490 658
OTH CTY.....	-	-	-	-	5 609	6 917	6 932	7 723
TOTAL.....	29 342	180 612	180 696	187 607	311 905	1 245 439	1 245 194	1 298 931
8918400	PERCUSSION MUSICAL INSTRUMENTS							
CANADA.....	-	103 321	103 328	103 328	-	647 416	647 423	647 423
MEXICO.....	-	35 900	37 867	38 837	-	169 376	174 204	183 932
BRAZIL.....	-	-	-	-	-	7 990	7 990	9 855
U KING.....	-	95 372	95 372	101 359	-	427 040	426 786	454 668
NETHLDs.....	-	-	-	-	-	33 950	33 950	35 344
FRANCE.....	-	-	-	-	-	5 651	5 651	6 030
W GERM.....	-	61 141	61 141	63 565	-	407 687	407 842	430 966
SWITZLD.....	-	-	-	-	-	63 604	63 604	64 871
ITALY.....	-	16 694	16 694	19 384	-	58 288	58 288	65 818
TURKEY.....	-	-	-	-	-	50 650	50 650	52 142
SYRIA.....	-	5 300	5 300	6 438	-	14 914	14 914	18 584
INDIA.....	-	713	713	911	-	8 580	8 574	10 367
PAKISTN.....	-	5 775	5 775	6 849	-	38 160	38 160	46 649
THAILND.....	-	-	-	-	-	6 853	6 853	7 527
HG KONG.....	-	-	-	-	-	6 935	6 935	7 856
CHINA T.....	-	23 723	23 725	27 609	-	129 009	129 019	151 087
JAPAN.....	-	100 688	100 688	111 963	-	499 544	500 068	557 566
REP SAF.....	-	-	-	-	-	16 289	16 289	17 792
OTH CTY.....	-	2 834	2 834	3 264	-	14 670	14 715	18 927
TOTAL.....	-	451 461	453 437	483 507	-	2 606 606	2 611 915	2 787 404
8918520	ELECTRONIC ORGANS							(NO)
GUATMAL.....	-	-	-	-	8 055	63 693	63 693	66 370
NETHLDs.....	-	-	-	-	103	72 782	72 782	77 774
ITALY.....	176	45 225	45 235	51 517	2 948	743 942	743 962	798 143
JAPAN.....	295	209 221	209 221	228 045	3 801	2 481 469	2 482 598	2 687 406
OTH CTY.....	-	-	-	-	5	2 905	2 920	3 714
TOTAL.....	471	254 446	254 456	279 562	14 912	3 364 791	3 365 955	3 633 407
8918540	ELECTRONIC MUSICAL INSTRUMENTS NES							
SWEDEN.....	-	32 901	32 901	34 832	-	99 377	99 377	106 203
U KING.....	-	300	300	300	-	6 827	6 827	7 180
NETHLDs.....	-	25 750	25 750	27 832	-	127 938	127 938	138 510
W GERM.....	-	40 619	40 619	41 587	-	168 970	170 110	176 455
ITALY.....	-	27 960	27 960	29 279	-	351 470	351 470	373 810
KOR REP.....	-	2 980	2 980	3 241	-	73 884	73 884	80 135
HG KONG.....	-	2 832	2 938	3 588	-	42 295	44 199	53 616
CHINA T.....	-	50 660	50 656	55 064	-	77 785	77 781	85 994
JAPAN.....	-	127 098	127 099	136 550	-	835 157	833 860	894 879
OTH CTY.....	-	2 500	2 500	2 526	-	5 434	5 434	5 648
TOTAL.....	-	313 600	313 703	334 799	-	1 789 137	1 790 880	1 922 430
8918920	MUSIC BOXES							(NO)
DENMARK.....	-	-	-	-	27	14 711	14 700	16 556
W GERM.....	993	5 251	5 378	5 908	11 498	59 034	59 246	61 199
SWITZLD.....	7 137	30 228	30 202	31 753	61 670	244 886	245 164	257 919
ITALY.....	1 089	7 816	7 816	8 075	12 783	75 560	76 206	79 885
HG KONG.....	40 236	48 442	49 592	56 014	162 827	206 097	204 113	224 996
CHINA T.....	687	2 696	2 696	3 403	9 231	28 306	28 306	30 883
JAPAN.....	54 685	125 743	129 836	142 111	409 931	988 924	1 002 426	1 098 419
OTH CTY.....	200	1 096	1 096	1 199	1 068	14 119	14 139	15 704
TOTAL.....	105 027	221 272	226 616	248 463	669 035	1 631 637	1 644 300	1 785 561

Table 2. Schedule A Commodity by Country of Origin, Customs Value, F.a.s. and C.i.f.—Continued

(For information on coverage, definitions of Customs, f.a.s., and c.i.f. values, see Explanation of Statistics. Shipments valued less than \$251 are shown only under Schedule A commodity number 990.0000 and excluded from all other commodities. OTH CTY represents total for countries averaging under \$1,000 per month based on Customs Value)

Country of origin	Schedule A commodity number, description and unit of quantity							
	Current month				Cumulative, January to date			
	Net quantity	Value (dollars)			Net quantity	Value (dollars)		
Customs		F.a.s.	C.i.f.	Customs		F.a.s.	C.i.f.	
8918940	MUSICAL INSTRUMENTS NES							
U KING.....	-	5 329	5 329	5 581	-	6 702	6 702	7 323
W GERM.....	-	11 553	11 553	12 003	-	39 364	39 364	40 947
AUSTRIA.....	-	-	-	-	-	6 312	6 312	6 972
CZECHO.....	-	-	-	-	-	10 459	10 459	10 993
ITALY.....	-	15 192	15 192	16 091	-	117 562	117 562	124 412
HG KONG.....	-	5 528	5 528	5 902	-	14 165	14 165	15 646
JAPAN.....	-	2 771	2 771	3 286	-	40 115	40 170	43 168
REP SAF.....	-	7 934	7 934	8 703	-	64 648	64 647	70 797
OTH CTY.....	-	690	690	767	-	6 642	6 642	7 613
TOTAL.....	-	48 997	48 997	52 333	-	305 969	306 023	327 871
8919010	PIPE ORGAN PARTS							
CANADA.....	-	5 721	5 759	5 759	-	231 119	234 696	234 717
U KING.....	-	3 250	3 250	3 624	-	34 879	34 879	37 302
NETHLDS.....	-	55 123	55 123	57 411	-	163 459	163 458	175 606
W GERM.....	-	35 583	35 638	39 097	-	313 977	314 765	344 029
AUSTRAL.....	-	5 197	5 231	5 264	-	15 354	15 400	15 510
OTH CTY.....	-	733	733	833	-	6 425	6 425	7 650
TOTAL.....	-	105 607	105 734	111 988	-	765 213	769 623	814 814
8919020	WOODWIND INSTRUMENT PARTS							
MEXICO.....	-	244 879	244 879	244 879	-	932 667	932 666	932 666
U KING.....	-	3 905	3 905	4 156	-	19 356	19 356	20 494
FRANCE.....	-	140 951	140 834	144 008	-	529 459	529 361	541 792
W GERM.....	-	308	308	337	-	56 218	56 228	58 167
SWITZLD.....	-	20 383	20 383	20 969	-	91 730	91 730	93 895
ITALY.....	-	28 627	28 627	29 565	-	203 021	202 750	207 933
OTH CTY.....	-	362	362	395	-	15 995	15 995	16 798
TOTAL.....	-	439 415	439 298	444 309	-	1 848 446	1 848 086	1 871 745
8919030	MUSIC BOX PARTS, INCLUDING MOVEMENTS							
FRANCE.....	-	-	-	-	-	7 507	7 507	7 924
W GERM.....	-	-	-	-	-	13 728	13 739	14 312
SWITZLD.....	-	127 099	127 099	129 447	-	542 101	542 101	557 086
JAPAN.....	-	884 242	840 197	920 469	-	2 570 943	2 508 959	2 672 241
OTH CTY.....	-	1 947	1 947	2 009	-	1 947	1 947	2 009
TOTAL.....	-	1 013 288	969 243	1 051 925	-	3 136 226	3 074 253	3 253 572
8919040	MUSICAL INSTRUMENT PARTS NES AND ACCESSORIES							
CANADA.....	-	3 539	3 569	3 569	-	33 372	34 753	34 770
MEXICO.....	-	318 304	305 054	318 304	-	1 364 497	1 299 433	1 404 833
GUATMAL.....	-	27 940	27 940	28 645	-	104 297	104 297	106 333
SWEDEN.....	-	-	-	-	-	18 579	18 499	19 755
U KING.....	-	142 919	142 726	150 598	-	879 538	879 291	922 591
NETHLDS.....	-	268	268	347	-	71 206	71 099	74 097
BELGIUM.....	-	745	745	876	-	8 779	8 826	9 220
FRANCE.....	-	17 930	17 930	18 526	-	97 088	97 088	101 990
W GERM.....	-	225 231	226 048	237 755	-	1 247 307	1 247 985	1 304 038
E GERM.....	-	-	-	-	-	9 630	9 628	10 480
AUSTRIA.....	-	-	-	-	-	5 328	5 328	5 449
CZECHO.....	-	-	-	-	-	12 872	12 872	13 595
SWITZLD.....	-	19 618	19 632	20 554	-	48 424	48 438	49 824
ITALY.....	-	70 492	70 492	75 346	-	399 395	398 236	439 674
PAKISTN.....	-	-	-	-	-	10 783	10 783	13 897
CHINA T.....	-	-	-	-	-	9 923	9 923	11 054
JAPAN.....	-	337 649	337 649	362 071	-	2 276 956	2 276 840	2 440 514
OTH CTY.....	-	659	659	668	-	12 657	12 637	13 908
TOTAL.....	-	1 165 294	1 152 712	1 217 259	-	6 610 631	6 545 956	6 976 022
8921135	PRINTED MATTER, LITERARY, SCIENTIFIC AND INDIVIDUAL, FOR SUBSCRIBERS OR FREE DISTRIBUTION							
CANADA.....	-	9 712	9 882	9 909	-	174 960	176 259	178 106
VENEZ.....	-	-	-	-	-	11 549	11 549	12 127
SWEDEN.....	-	-	-	-	-	11 014	11 014	14 583
U KING.....	-	32 118	32 128	34 063	-	173 813	173 960	191 681
NETHLDS.....	-	16 615	16 026	17 584	-	17 564	16 975	18 638
W GERM.....	-	7 161	7 181	7 256	-	9 247	9 267	10 407
ISRAEL.....	-	1 330	1 330	1 398	-	12 695	12 695	13 288
JAPAN.....	-	-	-	-	-	19 296	19 296	27 274
REP SAF.....	-	3 500	3 500	5 625	-	42 495	42 495	68 444
OTH CTY.....	-	2 513	2 707	3 236	-	31 327	31 523	37 809
TOTAL.....	-	72 949	72 754	79 071	-	503 960	505 033	572 357
8921175	BIBLES AND PRAYER BOOKS							
MEXICO.....	7 540	11 169	11 169	11 306	14 516	19 499	19 499	19 636
U KING.....	469 093	196 333	196 333	213 973	953 763	1 249 644	1 249 557	1 344 715
BELGIUM.....	37 842	22 982	22 982	24 535	281 832	294 910	294 910	307 685
W GERM.....	11 135	38 779	38 779	39 554	30 647	102 178	102 178	105 278
SPAIN.....	13 010	27 151	27 151	27 970	322 596	135 526	135 527	143 057
ITALY.....	1 123 096	18 240	18 240	19 790	3 227 991	69 008	69 008	73 942
ISRAEL.....	2 847	16 111	15 511	16 110	42 142	87 385	86 785	93 343
KOR REP.....	300	385	385	452	6 025	5 022	5 022	5 477
HG KONG.....	5 000	9 374	9 374	9 806	7 500	14 159	14 159	15 308

Table 2. Schedule A Commodity by Country of Origin, Customs Value, F.a.s. and C.i.f.—Continued

(For information on coverage, definitions of Customs, f.a.s., and c.i.f. values, see Explanation of Statistics. Shipments valued less than \$251 are shown only under Schedule A commodity number 990.0000 and excluded from all other commodities. OTH CTY represents total for countries averaging under \$1,000 per month based on Customs Value)

Country of origin	Schedule A commodity number, description and unit of quantity							
	Current month				Cumulative, January to date			
	Net quantity	Value (dollars)			Net quantity	Value (dollars)		
Customs		F.a.s.	C.i.f.	Customs		F.a.s.	C.i.f.	
JAPAN.....	-	-	-	-	5 336	9 249	9 249	10 613
OTH CTY.....	5 080	2 427	2 427	3 126	16 527	12 757	12 782	14 979
TOTAL.....	1 674 943	342 951	342 351	366 622	4 908 875	1 999 337	1 998 676	2 134 033
8921185	BOOKS, EXCEPT BIBLES AND PRAYER BOOKS, WHOLLY OR CHIEFLY IN LANGUAGE OTHER THAN ENGLISH (NO)							
CANADA.....	5 509	11 426	11 478	11 525	64 019	90 817	91 802	93 622
MEXICO.....	167 105	161 754	161 876	167 614	723 620	753 144	753 349	780 204
PANAMA.....	4 550	8 423	8 423	9 447	22 724	27 006	27 006	29 485
COLOMB.....	23 181	9 833	9 833	12 720	178 759	211 649	211 649	229 557
VENEZ.....	548	4 085	4 085	4 226	11 002	31 547	31 547	33 090
ARGENT.....	17 119	28 820	28 820	30 543	117 393	229 959	230 059	245 330
SWEDEN.....	-	-	-	-	7	6 256	6 256	6 345
U KING.....	12 951	9 251	9 251	10 817	90 986	104 231	104 231	109 863
NETHLDs.....	6 159	27 398	27 398	29 953	129 524	48 194	48 194	50 975
BELGIUM.....	-	-	-	-	29 517	20 254	20 256	21 665
FRANCE.....	18 938	31 133	30 840	33 924	292 149	314 837	317 240	343 758
W GERM.....	57 149	117 484	117 484	121 547	116 733	451 207	484 044	503 580
SWITZLD.....	6 581	18 979	18 979	20 647	17 909	28 843	28 845	31 242
SPAIN.....	882 513	788 419	789 211	826 015	3 150 233	2 947 225	2 947 283	3 129 030
ITALY.....	1 082	7 604	7 604	8 075	18 343	74 877	74 877	86 326
GREECE.....	700	2 021	2 021	2 131	4 065	5 970	5 970	6 704
ISRAEL.....	28 686	32 291	32 307	33 835	137 300	330 415	330 431	346 914
KOR REP.....	1 515	1 514	1 514	1 614	16 549	32 065	32 065	34 508
HG KONG.....	14 115	21 188	21 188	21 597	23 467	41 113	41 113	42 271
CHINA T.....	200	665	666	746	6 490	14 809	14 811	15 554
JAPAN.....	167 086	79 095	79 095	84 342	405 852	281 807	284 444	305 671
OTH CTY.....	25 756	5 384	5 384	5 909	226 157	29 521	29 534	32 740
TOTAL.....	1 441 443	1 366 767	1 367 457	1 437 227	5 782 798	6 075 746	6 115 010	6 478 434
8921190	BOOKS, NSPF, WHOLLY OR IN PART THE WORK OF A NATIONAL OR DOMICILIARY OF THE UNITED STATES (NO)							
CANADA.....	-	-	-	-	23 322	9 078	9 205	9 205
U KING.....	16 284	88 690	88 690	92 742	94 717	346 164	350 318	366 957
IRELAND.....	-	-	-	-	710	17 589	17 589	17 644
NETHLDs.....	1 350	25 906	25 906	26 138	8 167	96 254	96 291	97 464
BELGIUM.....	-	-	-	-	4 820	72 190	72 190	75 011
W GERM.....	5 846	36 156	36 156	37 160	29 426	138 636	178 105	188 109
AUSTRIA.....	1 061	10 515	10 515	10 778	1 061	10 515	10 515	10 778
SWITZLD.....	1 000	1 226	1 226	1 273	46 875	26 362	26 362	28 738
SPAIN.....	-	-	-	-	21 218	34 512	34 512	36 974
ITALY.....	24 854	131 670	131 670	135 961	264 539	293 290	293 290	307 766
SINGAPR.....	-	-	-	-	110 592	55 586	56 544	58 562
HG KONG.....	1 500	1 563	1 563	1 645	9 500	10 360	10 360	10 740
JAPAN.....	98 399	86 103	86 103	88 429	897 023	540 950	540 583	563 313
AUSTRAL.....	2 542	11 219	11 219	11 795	2 542	11 219	11 219	11 795
OTH CTY.....	1 000	1 000	1 000	1 146	9 774	15 929	15 929	17 038
TOTAL.....	153 836	394 048	394 048	407 067	1 524 286	1 678 634	1 723 012	1 800 294
8921195	BOOKS, NOT SPECIALLY PROVIDED FOR, NES (NO)							
CANADA.....	5 024 985	775 643	783 469	784 770	26 836 832	4 139 832	4 177 332	4 185 785
MEXICO.....	100	1 530	1 530	1 540	16 025	41 694	41 921	44 706
COLOMB.....	53 550	41 489	39 564	41 097	930 363	595 096	593 179	621 642
GUYANA.....	-	-	-	-	2 572	5 015	5 015	5 076
PERU.....	10 037	5 914	5 914	5 914	10 037	5 914	5 914	5 914
BRAZIL.....	-	-	-	-	11 343	6 902	6 902	8 806
ARGENT.....	828	15 178	15 178	15 585	13 109	41 483	41 483	43 506
SWEDEN.....	224 138	89 254	87 450	99 332	867 599	364 754	354 015	392 011
NORWAY.....	2 246	1 271	1 271	1 629	39 828	30 518	30 313	32 206
DENMARK.....	5 860	16 051	16 057	17 746	370 623	196 627	196 639	207 281
U KING.....	2 233 704	6 301 594	6 289 316	6 553 383	10 939 835	22 035 262	22 010 755	23 058 328
IRELAND.....	17 478	23 817	23 837	24 097	43 525	117 038	117 058	123 678
NETHLDs.....	574 495	558 944	559 754	585 040	3 479 598	3 075 537	3 081 975	3 202 534
BELGIUM.....	109 305	55 755	46 039	47 859	751 640	648 117	627 591	683 863
FRANCE.....	44 666	50 559	49 097	56 245	383 909	1 107 546	1 103 542	1 213 179
W GERM.....	1 499 481	735 192	732 243	781 641	4 099 753	3 115 156	3 133 008	3 333 964
E GERM.....	-	-	-	-	8 149	39 206	39 200	41 039
AUSTRIA.....	-	-	-	-	28 169	175 904	179 796	184 797
CZECHO.....	18 050	23 688	23 688	25 111	117 478	116 454	115 644	122 918
SWITZLD.....	94 875	134 324	133 873	145 708	753 376	1 187 231	1 185 477	1 247 629
POLAND.....	2 036	5 360	5 360	5 938	22 073	9 147	9 147	10 032
USSR.....	12 000	19 000	19 000	21 203	17 862	33 349	33 349	37 687
SPAIN.....	118 982	168 819	168 819	177 235	2 209 178	1 393 880	1 391 999	1 492 687
ITALY.....	305 617	535 156	535 156	575 174	1 524 178	2 340 066	2 330 292	2 505 522
YUGOSLV.....	8 008	36 184	36 184	39 051	103 113	159 571	159 573	171 667
ROMANIA.....	-	-	-	-	17 508	22 309	22 309	25 121
ISRAEL.....	3 648	7 047	7 047	7 142	410 260	2 350 521	2 202 331	2 606 010
INDIA.....	17 541	20 169	20 530	23 192	116 996	73 668	74 074	84 093
MALAYSA.....	600	6 244	6 244	6 479	906	9 145	9 145	9 481
SINGAPR.....	162 262	124 458	122 497	128 350	882 184	764 050	747 238	805 827
PHIL R.....	23 497	1 427	1 427	2 852	36 252	11 102	6 409	17 065
CHINA M.....	1 105 500	21 750	21 750	23 950	1 106 496	22 219	22 219	24 453
KOR REP.....	-	-	-	-	11 015	9 065	9 065	10 180
HG KONG.....	274 287	403 663	403 663	431 940	1 413 102	1 848 496	1 846 956	1 961 871
CHINA T.....	58 794	18 027	18 027	19 364	283 462	154 760	151 530	161 784
JAPAN.....	1 023 135	669 687	669 660	729 834	5 757 250	3 402 574	3 377 984	3 717 247
AUSTRAL.....	4 538	20 209	20 047	21 136	101 928	159 677	159 537	173 071
N ZEAL.....	2 517	15 048	15 061	15 507	2 569	15 355	15 368	15 861
KENYA.....	965	2 790	2 790	3 001	9 073	7 306	7 306	9 329

Table 2. Schedule A Commodity by Country of Origin,
Customs Value, F.a.s. and C.i.f.—Continued

(For information on coverage, definitions of Customs, f.a.s., and c.i.f. values, see Explanation of Statistics. Shipments valued less than \$251 are shown only under Schedule A commodity number 990.0000 and excluded from all other commodities. OTH CTY represents total for countries averaging under \$1,000 per month based on Customs Value)

Country of origin	Schedule A commodity number, description and unit of quantity							
	Current month				Cumulative, January to date			
	Net quantity	Value (dollars)			Net quantity	Value (dollars)		
		Customs	F.a.s.	C.i.f.		Customs	F.a.s.	C.i.f.
REP SAF.....	9 600	1 498	1 498	1 642	12 533	26 815	26 815	29 482
OTH CTY.....	5 960	5 495	5 495	6 264	39 598	28 435	28 437	33 823
TOTAL.....	13 053 285	10 912 234	10 888 535	11 425 951	63 781 299	49 886 796	49 677 842	52 661 157
8921320	RECORDS, DIAGRAMS AND OTHER DATA ON CERTAIN OPERATIONS CONDUCTED OUTSIDE THE U.S.							
CANADA.....	-	130 665	131 120	133 099	-	817 529	800 867	813 361
MEXICO.....	-	-	-	-	-	55 372	55 372	55 909
SALVADR.....	-	-	-	-	-	36 605	36 605	38 552
TRINID.....	-	-	-	-	-	74 750	69 750	80 069
N ANTIL.....	-	-	-	-	-	33 535	33 535	35 213
VENEZ.....	-	8 200	8 200	8 440	-	41 692	41 692	43 300
PERU.....	-	1 925	1 925	2 211	-	8 045	8 045	8 877
BOLIVIA.....	-	975	975	1 047	-	11 139	11 139	12 539
ARGENT.....	-	-	-	-	-	148 500	148 500	159 074
NORWAY.....	-	1 101	1 101	1 219	-	5 382	5 382	5 689
DENMARK.....	-	-	-	-	-	32 869	32 883	33 733
U KING.....	-	86 896	86 896	96 689	-	555 233	554 980	612 276
IRELAND.....	-	11 030	11 035	12 005	-	11 030	11 035	12 005
NETHLD.....	-	8 400	8 400	11 393	-	71 290	71 290	82 290
BELGIUM.....	-	-	-	-	-	23 056	23 056	24 024
FRANCE.....	-	15 294	15 303	18 241	-	60 143	61 005	71 023
W GERM.....	-	18 329	18 329	20 672	-	34 352	34 361	39 130
SPAIN.....	-	57 520	57 520	58 530	-	58 722	58 722	59 935
MALTA.....	-	-	-	-	-	23 667	23 667	27 783
ITALY.....	-	400	400	411	-	26 190	26 190	29 627
GREECE.....	-	-	-	-	-	10 200	10 200	11 409
IRAN.....	-	650	650	874	-	5 471	5 471	7 017
ARAB EM.....	-	-	-	-	-	31 950	31 950	43 287
BAHRAIN.....	-	-	-	-	-	11 790	11 790	13 648
BNGLDSH.....	-	-	-	-	-	7 825	7 825	7 855
BURMA.....	-	24 510	24 510	32 167	-	301 969	301 969	370 315
THAILND.....	-	-	-	-	-	19 837	19 837	24 845
MALAYSA.....	-	-	-	-	-	31 980	31 980	41 840
SINGAPR.....	-	45 727	45 727	65 873	-	302 301	302 301	398 789
PHIL R.....	-	-	-	-	-	6 727	6 727	7 787
CHINA T.....	-	3 070	3 070	5 121	-	20 840	20 840	27 912
JAPAN.....	-	3 300	3 300	4 600	-	24 061	24 076	25 986
AUSTRAL.....	-	1 176	1 176	2 318	-	19 308	19 308	23 454
MOROC.....	-	-	-	-	-	23 920	23 920	28 317
EGYPT.....	-	9 390	9 390	10 757	-	65 025	65 025	74 643
SUDAN.....	-	6 350	6 350	7 539	-	6 350	6 350	7 539
SENEGAL.....	-	-	-	-	-	50 235	50 236	59 661
IVY CST.....	-	26 677	26 677	35 452	-	41 227	41 227	52 289
NIGERIA.....	-	-	-	-	-	29 065	29 065	33 800
ANGOLA.....	-	-	-	-	-	106 005	106 005	139 389
O PW AF.....	-	-	-	-	-	16 000	16 000	20 081
KENYA.....	-	325	325	597	-	19 438	19 438	21 730
MAURIT.....	-	-	-	-	-	11 725	11 725	18 181
REP SAF.....	-	-	-	-	-	20 326	20 326	29 639
OTH CTY.....	-	3 748	3 748	3 958	-	64 808	64 808	82 047
TOTAL.....	-	465 658	466 127	533 213	-	3 377 484	3 356 475	3 815 869
8921340	MAPS, GLOBES, ATLASES AND CHARTS, EXCEPT TOURIST, EDUCATIONAL AND SIMILAR LITERATURE							
CANADA.....	-	28 317	28 704	28 763	-	208 425	210 146	211 685
SWEDEN.....	-	9 867	9 869	10 087	-	25 402	25 364	29 072
NORWAY.....	-	-	-	-	-	7 257	7 257	7 497
DENMARK.....	-	655	655	821	-	6 719	6 701	6 987
U KING.....	-	76 672	76 743	80 324	-	314 756	314 908	329 654
NETHLD.....	-	276	276	338	-	15 471	15 419	17 757
BELGIUM.....	-	1 152	1 152	1 312	-	9 311	9 311	11 310
FRANCE.....	-	23 291	23 666	25 310	-	68 821	69 056	75 720
W GERM.....	-	8 752	8 752	9 412	-	282 941	272 956	284 184
SWITZLD.....	-	1 102	1 103	1 125	-	22 518	22 570	24 183
ITALY.....	-	20 953	21 128	25 329	-	98 935	99 457	118 706
HG KONG.....	-	-	-	-	-	35 010	35 255	47 308
JAPAN.....	-	69 793	69 743	73 235	-	390 187	390 137	405 423
OTH CTY.....	-	3 823	3 823	3 937	-	16 649	16 592	17 809
TOTAL.....	-	244 653	245 614	259 993	-	1 502 402	1 495 129	1 587 295
8922020	NEWSPAPERS (LB)							
CANADA.....	1 712 868	1 440 765	1 449 366	1 449 366	8 594 100	6 953 935	6 977 904	6 978 338
YUGOSLV.....	4 093	1 977	1 977	3 843	28 856	21 885	21 885	38 373
INDIA.....	-	-	-	-	3 765	7 214	7 214	9 257
OTH CTY.....	-	-	-	-	9 082	7 668	7 668	10 799
TOTAL.....	1 716 961	1 442 742	1 451 343	1 453 209	8 635 803	6 990 702	7 014 671	7 036 767
8922040	PERIODICALS							
CANADA.....	-	544 497	548 297	548 404	-	3 303 365	3 323 721	3 324 826
MEXICO.....	-	486 787	487 548	487 548	-	2 506 971	2 507 978	2 509 781
VENEZ.....	-	12 930	12 930	13 506	-	32 113	32 113	33 740
ARGENT.....	-	2 133	2 133	2 579	-	8 160	8 160	9 610
SWEDEN.....	-	13 575	13 575	14 110	-	26 636	26 636	27 745
FINLAND.....	-	3 750	3 750	3 962	-	19 485	19 485	20 870
DENMARK.....	-	15 529	15 509	16 706	-	55 252	55 232	59 674
U KING.....	-	512 594	512 594	570 875	-	2 536 961	2 536 978	2 805 463
NETHLD.....	-	55 731	55 731	60 049	-	294 529	294 529	319 628

Table 2. Schedule A Commodity by Country of Origin, Customs Value, F.a.s. and C.i.f.—Continued

(For information on coverage, definitions of Customs, f.a.s., and c.i.f. values, see Explanation of Statistics. Shipments valued less than \$251 are shown only under Schedule A commodity number 990.0000 and excluded from all other commodities. OTH CTY represents total for countries averaging under \$1,000 per month based on Customs Value)

Country of origin	Schedule A commodity number, description and unit of quantity							
	Current month				Cumulative, January to date			
	Net quantity	Value (dollars)			Net quantity	Value (dollars)		
Customs		F.a.s.	C.i.f.	Customs		F.a.s.	C.i.f.	
BELGIUM.....	-	1 747	1 795	3 196	-	8 255	8 303	12 994
FRANCE.....	-	391 843	391 872	397 901	-	1 265 812	1 278 207	1 299 491
W GERM.....	-	37 262	37 242	48 566	-	270 143	270 123	314 597
SWITZLD.....	-	39 415	39 443	41 736	-	109 159	109 187	119 466
USSR.....	-	450	450	1 500	-	15 320	15 320	27 567
SPAIN.....	-	29 818	29 818	33 939	-	118 792	118 792	133 455
PORTUGL.....	-	8 500	8 500	8 500	-	8 500	8 500	8 500
ITALY.....	-	31 315	31 315	36 776	-	176 446	176 478	204 006
YUGOSLV.....	-	1 289	1 289	2 887	-	5 033	5 033	9 156
GREECE.....	-	4 754	4 754	5 557	-	7 345	7 345	8 835
LEBANON.....	-	85 399	85 399	91 766	-	269 771	269 771	287 675
ISRAEL.....	-	3 149	3 149	3 299	-	16 909	16 909	17 670
KOR REP.....	-	1 047	1 047	1 092	-	10 534	10 534	11 235
HG KONG.....	-	3 625	3 625	3 726	-	87 344	87 344	91 417
JAPAN.....	-	67 995	67 995	75 375	-	408 334	408 391	454 306
OTH CTY.....	-	2 996	2 996	4 123	-	16 803	16 803	22 986
TOTAL.....	-	2 358 130	2 362 756	2 477 678	-	11 577 972	11 611 872	12 134 695
8923000	MUSIC BOOKS AND SHEET MUSIC							
CANADA.....	-	4 374	4 425	4 449	-	20 456	20 629	21 154
U KING.....	-	33 039	33 039	33 995	-	147 612	147 160	152 799
FRANCE.....	-	9 952	9 952	10 680	-	84 172	84 619	90 782
W GERM.....	-	47 871	47 871	50 065	-	166 988	167 107	173 088
AUSTRIA.....	-	3 423	3 423	3 485	-	26 727	26 727	27 208
SWITZLD.....	-	347	347	376	-	5 153	5 153	5 259
ITALY.....	-	28 517	28 517	29 715	-	40 375	40 377	42 699
JAPAN.....	-	858	858	926	-	13 362	13 362	14 084
OTH CTY.....	-	4 049	4 049	4 245	-	6 815	6 815	7 076
TOTAL.....	-	132 430	132 481	137 936	-	511 660	511 949	534 149
8924100	DECALCOMANIAS, EXCEPT TOY (LB)							
CANADA.....	529	14 096	14 109	14 343	3 657	61 705	61 903	62 252
SWEDEN.....	50	318	318	320	740	12 500	12 500	12 865
U KING.....	398 723	832 820	822 983	926 081	1 322 639	2 939 772	2 907 824	3 254 369
IRELAND.....	737	26 761	26 761	27 530	1 702	61 085	61 085	62 942
NETHLDs.....	2 810	31 281	31 281	33 851	25 636	212 288	212 246	229 361
BELGIUM.....	92 286	145 637	145 637	189 229	504 969	889 414	854 991	1 107 505
FRANCE.....	91 926	151 738	151 738	200 987	296 896	526 670	529 363	662 954
W GERM.....	59 948	181 045	181 130	202 628	339 318	1 019 504	1 018 145	1 162 903
SPAIN.....	-	-	-	-	45 515	126 202	126 202	129 532
ITALY.....	1 749	20 671	20 671	22 331	17 027	145 389	145 389	158 037
JAPAN.....	1 864	8 626	8 626	9 532	2 617	18 396	18 400	20 020
OTH CTY.....	-	-	-	-	1 292	5 774	5 785	6 386
TOTAL.....	650 622	1 412 993	1 403 254	1 626 832	2 562 008	6 018 699	5 953 833	6 869 126
8929100	LABELS, PAPER AND PAPERBOARD (LB)							
CANADA.....	6 658	14 898	15 041	15 370	88 897	115 101	116 904	119 421
SWEDEN.....	-	-	-	-	557	8 711	8 712	9 056
U KING.....	7 076	13 436	13 451	15 446	54 294	107 385	107 120	115 603
NETHLDs.....	15	1 069	1 069	1 094	4 557	36 469	36 470	37 487
FRANCE.....	198	3 157	3 170	3 437	1 994	43 465	42 893	45 091
W GERM.....	383	3 550	3 550	3 741	5 882	32 312	32 085	35 841
ITALY.....	689	2 256	2 256	3 043	3 963	17 207	17 207	18 743
KOR REP.....	-	-	-	-	4 238	5 574	5 574	5 825
CHINA T.....	877	2 729	2 729	4 300	4 210	8 998	9 005	11 052
JAPAN.....	2 232	7 303	7 362	8 135	18 213	44 710	45 035	53 174
OTH CTY.....	753	1 878	1 889	2 779	13 275	25 380	25 381	28 848
TOTAL.....	18 881	50 276	50 517	57 345	205 080	445 312	446 386	480 141
8929200	PLANS & DRAWINGS, INDUSTRIAL OR COMMRL, INCL MANUSCRIPTS, TYPESCRIPTS REPRODUCTIONS							
CANADA.....	-	82 962	83 056	83 292	-	530 559	533 791	535 739
MEXICO.....	-	14 401	14 401	14 401	-	36 334	36 334	36 334
SWEDEN.....	-	-	-	-	-	7 344	7 344	7 543
U KING.....	-	29 446	29 453	30 331	-	181 961	181 296	188 102
NETHLDs.....	-	1 256	1 256	1 452	-	6 654	6 654	7 065
BELGIUM.....	-	259	259	332	-	35 528	35 528	41 961
FRANCE.....	-	17 200	17 200	17 878	-	80 408	81 233	83 539
W GERM.....	-	33 542	33 542	43 089	-	62 367	62 379	73 200
SWITZLD.....	-	3 674	3 683	3 890	-	6 937	6 946	7 598
ITALY.....	-	7 817	7 817	7 893	-	24 410	24 410	25 344
ISRAEL.....	-	-	-	-	-	35 147	35 147	35 747
KOR REP.....	-	-	-	-	-	6 045	6 045	6 951
HG KONG.....	-	5 002	5 002	5 033	-	5 281	5 306	5 487
JAPAN.....	-	1 582	1 582	1 717	-	44 534	44 358	50 219
OTH CTY.....	-	1 694	1 694	1 895	-	11 203	11 203	11 970
TOTAL.....	-	198 835	198 945	211 203	-	1 074 712	1 077 974	1 116 799
8929400	PAPER CALENDARS (LB)							
CANADA.....	1 983	5 496	5 715	5 715	7 407	15 436	15 574	16 198
COLOMB.....	2 858	15 689	15 639	16 157	3 561	20 592	20 542	21 260
DENMARK.....	6 868	10 532	10 532	12 271	8 984	13 540	13 540	15 830
U KING.....	1 450	2 300	2 300	2 390	3 842	9 363	9 364	10 902
W GERM.....	17 467	49 573	49 573	51 277	40 299	85 601	85 615	93 698
SWITZLD.....	6 578	12 076	12 076	12 729	43 842	50 861	50 861	55 287
SPAIN.....	-	-	-	-	6 375	11 916	11 916	12 266

Table 2. **Schedule A Commodity by Country of Origin, Customs Value, F.a.s. and C.i.f.—Continued**

(For information on coverage, definitions of Customs, f.a.s., and c.i.f. values, see Explanation of Statistics. Shipments valued less than \$251 are shown only under Schedule A commodity number 990.0000 and excluded from all other commodities. OTH CTY represents total for countries averaging under \$1,000 per month based on Customs Value)

Country of origin	Schedule A commodity number, description and unit of quantity							
	Current month			Cumulative, January to date				
	Net quantity	Value (dollars)			Net quantity	Value (dollars)		
Customs		F.a.s.	C.i.f.	Customs		F.a.s.	C.i.f.	
KOR REP.....	-	-	-	-	8 571	7 870	7 870	8 750
HG KONG.....	828	883	883	927	22 963	30 217	30 207	34 042
JAPAN.....	420	922	922	959	48 287	54 653	55 386	81 943
OTH CTY.....	121	771	771	1 011	20 895	34 946	34 883	49 251
TOTAL.....	38 573	98 242	98 411	103 436	215 026	334 995	335 758	399 427
8929810	LITERATURE, TOURIST, ABOUT PLACES OUTSIDE THE UNITED STATES							
CANADA.....	-	91 525	93 157	96 045	-	462 206	471 504	482 062
MEXICO.....	-	-	394	404	-	12 975	13 111	17 507
BERMUDA.....	-	6 783	6 783	9 127	-	39 591	39 591	46 308
SWEDEN.....	-	5 724	5 724	7 199	-	50 260	50 260	60 402
NORWAY.....	-	406	406	428	-	18 651	18 661	22 377
FINLAND.....	-	7 064	7 064	7 641	-	38 814	38 814	41 804
DENMARK.....	-	4 719	4 719	5 319	-	11 357	11 231	11 860
U KING.....	-	71 893	71 897	77 736	-	323 340	322 346	370 849
IRELAND.....	-	10 873	10 873	15 982	-	151 681	151 681	165 823
NETHLDs.....	-	60 888	60 888	62 856	-	220 133	220 146	246 449
BELGIUM.....	-	-	-	-	-	5 496	5 496	7 122
FRANCE.....	-	25 866	25 952	53 000	-	172 716	172 815	214 932
W GERM.....	-	9 048	9 048	15 843	-	84 227	84 227	143 184
AUSTRIA.....	-	540	540	578	-	16 735	16 745	19 680
SWITZLD.....	-	18 541	18 541	21 550	-	69 610	69 579	78 213
SPAIN.....	-	3 015	3 015	4 727	-	16 340	16 340	20 651
ITALY.....	-	5 158	5 158	7 669	-	117 017	117 484	139 136
YUGOSLV.....	-	17 073	17 073	17 136	-	17 073	17 073	17 136
ISRAEL.....	-	4 585	4 585	4 671	-	5 650	5 650	6 800
INDIA.....	-	268	268	460	-	5 914	5 914	92 022
KOR REP.....	-	-	-	-	-	5 400	5 400	5 744
HG KONG.....	-	1 666	1 666	2 356	-	29 972	29 972	37 108
JAPAN.....	-	12 647	12 647	21 418	-	68 480	68 480	95 246
AUSTRAL.....	-	6 536	6 536	7 340	-	15 865	15 865	18 258
N ZEAL.....	-	6 407	6 407	6 453	-	8 830	8 830	17 547
REP SAF.....	-	13 040	13 040	14 141	-	21 931	21 931	27 056
OTH CTY.....	-	3 977	3 977	5 858	-	21 585	21 585	39 214
TOTAL.....	-	388 636	390 358	465 937	-	2 011 849	2 020 792	2 444 490
8929825	CARDS, SOCIAL AND GIFT, WITH WORDING, WITH OR WITHOUT ENVELOPES (M)							
CANADA.....	118	7 403	7 472	7 540	2 398	23 464	23 876	24 014
MEXICO.....	29	19 083	18 573	19 083	250	124 123	119 658	124 368
VENEZ.....	-	-	-	-	249	14 509	14 509	14 939
SWEDEN.....	120	5 831	5 831	6 043	244	9 326	9 326	9 712
NORWAY.....	-	-	-	-	887	13 230	13 230	14 100
DENMARK.....	100	800	800	1 194	3 182	71 107	70 781	73 639
U KING.....	1 945	132 654	132 655	139 574	15 574	690 344	686 718	729 180
BELGIUM.....	-	-	-	-	2 052	44 392	44 392	47 188
W GERM.....	791	34 856	34 891	36 875	2 184	108 253	107 346	113 087
SWITZLD.....	595	43 960	43 960	46 072	5 473	186 622	186 145	199 461
SPAIN.....	12	1 723	1 723	1 837	1 113	32 255	32 255	34 690
ITALY.....	916	17 483	17 483	19 875	5 694	205 066	205 114	229 236
TURKEY.....	-	-	-	-	100	10 000	10 000	10 560
ISRAEL.....	16	5 556	5 556	6 216	842	23 693	23 693	25 935
HG KONG.....	12	1 139	1 139	1 526	274	11 459	11 464	13 295
JAPAN.....	122	1 197	1 256	1 362	752	13 226	12 827	13 820
OTH CTY.....	-	-	-	-	335	12 693	12 784	14 746
TOTAL.....	4 776	271 685	271 339	287 197	41 603	1 593 762	1 584 118	1 691 970
8929835	POSTCARDS, AND SOCIAL AND GIFT CARDS WITHOUT WORDING (M)							
CANADA.....	586	3 030	2 898	2 898	1 815	13 308	13 292	13 651
MEXICO.....	10	4 858	4 682	4 904	21	7 867	7 605	7 913
SWEDEN.....	60	3 042	3 042	3 153	165	6 539	6 539	7 214
U KING.....	53	3 329	3 329	3 547	380	27 584	27 759	29 559
NETHLDs.....	-	-	-	-	180	9 050	9 060	9 470
FRANCE.....	10	915	915	953	230	17 247	17 288	18 027
W GERM.....	238	14 498	14 498	15 285	934	44 523	44 877	47 436
SWITZLD.....	182	5 877	5 877	6 260	417	15 133	15 133	16 001
SPAIN.....	209	3 739	3 739	3 940	5 750	87 407	87 588	90 616
ITALY.....	98	4 015	3 015	3 875	1 768	8 520	7 520	9 058
HG KONG.....	10	2 589	2 589	2 722	99	8 094	8 094	8 820
JAPAN.....	67	7 812	7 817	8 410	11 508	50 250	50 810	53 387
OTH CTY.....	13	1 003	1 003	1 244	32	2 984	2 984	3 490
TOTAL.....	1 536	54 707	53 404	57 191	23 299	298 506	298 549	314 642
8929840	LITHOGRAPHS ON PAPER, NSPF, NOT OVER 20 YEARS OLD (LB)							
CANADA.....	7 811	26 788	26 965	27 278	31 169	86 898	87 726	88 475
SWEDEN.....	924	3 415	3 415	3 519	3 383	7 459	7 459	8 214
NORWAY.....	550	8 565	8 565	8 698	2 484	10 302	10 302	10 744
DENMARK.....	3 997	7 169	7 169	8 124	22 479	42 259	42 259	50 948
U KING.....	4 422	20 506	20 530	22 343	40 866	165 511	164 999	178 242
NETHLDs.....	8 364	19 800	19 820	21 494	42 206	119 545	119 701	125 843
FRANCE.....	2 930	2 797	2 797	3 807	8 105	35 223	35 223	39 637
W GERM.....	12 769	47 000	47 001	49 785	36 288	128 662	128 400	135 091
AUSTRIA.....	547	5 921	5 921	6 868	2 403	25 682	25 681	28 055
SWITZLD.....	1 675	4 250	4 250	4 862	4 184	17 992	17 992	20 443
SPAIN.....	12 588	273 545	273 545	276 160	136 480	3 282 192	3 282 192	3 322 350
ITALY.....	26 772	65 883	65 896	73 718	167 904	391 298	390 298	415 969
JAPAN.....	5 467	16 682	16 682	18 164	54 130	137 398	138 192	146 211
OTH CTY.....	2 432	8 882	8 882	9 449	8 911	23 443	22 837	25 536
TOTAL.....	91 248	511 203	511 438	534 069	560 992	4 473 864	4 473 261	4 595 758

Table 2. Schedule A Commodity by Country of Origin,
Customs Value, F.a.s. and C.i.f.—Continued

(For information on coverage, definitions of Customs, f.a.s., and c.i.f. values, see Explanation of Statistics. Shipments valued less than \$251 are shown only under Schedule A commodity number 990.000 and excluded from all other commodities. OTH CTY represents total for countries averaging under \$1,000 per month based on Customs Value)

Country of origin	Schedule A commodity number, description and unit of quantity							
	Current month				Cumulative, January to date			
	Net quantity	Value (dollars)			Net quantity	Value (dollars)		
Customs		F.a.s.	C.i.f.	Customs		F.a.s.	C.i.f.	
8929850	ENGRAVINGS, PHOTOS, ETCHINGS, WOOD CUTS, PICTORIAL MATTER, ETC, NOT OVER 20 YRS OLD							(LB)
CANADA.....	20 708	129 221	130 676	131 282	48 642	484 493	487 654	490 131
MEXICO.....	24	4 374	4 397	4 476	434	14 011	14 019	14 584
BELIZE.....	-	-	-	-	84	8 728	8 728	8 758
BERMUDA.....	-	-	-	-	550	21 431	21 104	21 384
SWEDEN.....	12 772	20 428	20 400	21 435	58 581	64 908	64 880	66 658
DENMARK.....	21	2 817	2 817	2 920	769	9 079	9 079	9 807
U KING.....	47 245	132 872	132 828	142 141	95 910	513 549	496 384	524 599
IRELAND.....	-	-	-	-	590	15 030	14 619	15 511
NETHLDs.....	221	1 990	1 990	2 326	5 625	42 087	42 081	44 902
BELGIUM.....	593	39 889	39 889	40 449	3 235	103 177	103 177	105 137
FRANCE.....	1 764	18 877	18 873	20 450	9 135	98 678	98 699	107 961
W GERM.....	5 026	42 694	41 487	44 871	23 412	241 965	226 812	237 449
AUSTRIA.....	287	2 436	2 436	2 571	431	6 480	6 418	6 759
SWITZLD.....	363	24 686	22 273	22 762	45 940	215 397	208 665	219 004
SPAIN.....	432	3 298	3 298	3 444	3 616	23 101	22 567	24 086
ITALY.....	7 604	68 408	65 001	68 847	25 968	565 417	549 034	569 241
ISRAEL.....	240	1 017	1 017	1 081	1 554	17 561	17 513	18 919
INDIA.....	9	1 669	1 669	1 738	109	9 740	9 740	9 868
HG KONG.....	-	-	-	-	51	6 591	5 464	5 736
CHINA T.....	2 822	14 281	14 281	15 687	4 477	19 285	19 285	20 997
JAPAN.....	609	18 389	18 389	19 809	34 319	139 613	138 839	157 155
AUSTRAL.....	1 882	32 419	32 419	35 739	2 175	46 063	45 985	50 095
REP SAF.....	-	-	-	-	909	50 679	50 679	51 464
OTH CTY.....	3 511	7 425	7 425	9 075	5 924	14 698	14 709	18 400
TOTAL.....	106 133	567 190	561 565	591 103	372 440	2 731 761	2 676 134	2 801 405
8929860	PRINTED MATTER, LITHOGRAPHIC, NSPF							
CANADA.....	-	145 886	148 806	149 999	-	776 613	787 160	795 645
MEXICO.....	-	2 017	2 017	2 179	-	5 706	5 689	6 272
COLOMB.....	-	52 427	52 427	52 907	-	52 427	52 427	52 907
SWEDEN.....	-	16 472	16 472	18 581	-	83 558	82 997	92 024
NORWAY.....	-	-	-	-	-	7 933	7 933	8 071
FINLAND.....	-	-	-	-	-	5 580	6 250	7 443
DENMARK.....	-	16 150	16 150	17 151	-	24 468	24 468	26 683
U KING.....	-	514 103	514 181	526 169	-	1 112 735	1 112 853	1 148 346
NETHLDs.....	-	8 306	8 315	9 944	-	45 427	45 593	50 371
BELGIUM.....	-	257	257	267	-	15 918	16 003	18 612
FRANCE.....	-	4 530	4 785	4 931	-	29 737	29 805	33 174
W GERM.....	-	4 909	4 909	6 518	-	55 427	54 459	64 374
AUSTRIA.....	-	-	-	-	-	6 615	6 615	7 083
SWITZLD.....	-	3 750	3 750	4 024	-	26 117	26 132	28 657
SPAIN.....	-	-	-	-	-	18 575	18 575	20 279
ITALY.....	-	12 145	12 145	14 055	-	97 349	97 164	105 765
HG KONG.....	-	5 213	5 244	6 865	-	32 913	32 948	40 213
CHINA T.....	-	2 966	2 858	3 328	-	9 008	8 713	9 953
JAPAN.....	-	81 380	81 998	94 986	-	377 914	373 425	435 494
AUSTRAL.....	-	640	640	687	-	24 236	24 236	25 917
OTH CTY.....	-	6 740	6 748	7 132	-	22 878	22 914	24 939
TOTAL.....	-	877 891	881 702	919 723	-	2 831 134	2 836 359	3 002 222
8929870	PRINTED MATTER, NOT LITHOGRAPHIC, SUSCEPTIBLE OF AUTHORSHIP							
CANADA.....	-	10 188	10 351	10 433	-	103 732	104 157	105 016
SWEDEN.....	-	20 422	20 449	23 971	-	46 001	45 960	51 176
DENMARK.....	-	-	-	-	-	7 781	7 781	8 043
U KING.....	-	2 050	2 056	2 250	-	29 976	29 972	31 983
NETHLDs.....	-	2 057	2 057	2 449	-	11 729	11 752	13 568
FRANCE.....	-	-	-	-	-	5 143	5 143	5 565
W GERM.....	-	13 373	13 373	14 969	-	45 063	44 695	50 924
SWITZLD.....	-	7 414	7 414	8 122	-	46 850	46 849	50 487
JAPAN.....	-	19 063	19 063	20 373	-	79 884	79 910	86 715
OTH CTY.....	-	1 656	1 670	1 745	-	13 907	13 929	15 634
TOTAL.....	-	76 223	76 433	84 312	-	390 066	390 148	419 111
8929880	PRINTED MATTER, NSPF							
CANADA.....	-	671 808	671 925	672 903	-	2 846 294	2 852 907	2 864 938
MEXICO.....	-	20 989	21 002	22 198	-	92 781	92 937	95 599
COLOMB.....	-	6 657	6 657	6 858	-	12 856	12 856	13 437
BRAZIL.....	-	1 523	1 523	1 722	-	20 063	19 838	25 712
ARGENT.....	-	4 500	4 500	5 386	-	11 950	11 950	13 081
SWEDEN.....	-	42 028	40 824	46 347	-	136 470	134 614	152 526
NORWAY.....	-	1 086	1 086	1 141	-	27 726	27 751	29 976
FINLAND.....	-	625	625	651	-	26 631	26 631	28 167
DENMARK.....	-	11 839	11 880	13 819	-	66 137	66 225	74 153
U KING.....	-	113 441	113 332	125 772	-	729 666	747 573	817 118
IRELAND.....	-	435	435	522	-	7 399	7 399	8 256
NETHLDs.....	-	19 121	19 124	21 996	-	142 112	141 960	161 147
BELGIUM.....	-	28 928	28 957	30 054	-	137 664	137 590	155 111
FRANCE.....	-	33 102	33 107	35 760	-	164 301	164 199	181 451
W GERM.....	-	68 854	68 886	83 291	-	1 011 304	982 836	1 095 579
AUSTRIA.....	-	4 710	4 710	5 351	-	44 008	44 300	50 296
HUNGARY.....	-	-	-	-	-	12 987	12 987	13 333
SWITZLD.....	-	41 182	41 172	46 379	-	316 265	315 937	340 270
SPAIN.....	-	3 326	3 325	3 309	-	39 690	39 689	44 685
ITALY.....	-	26 436	26 713	32 363	-	221 000	222 697	252 911
GREECE.....	-	-	-	-	-	14 137	14 137	16 641

Table 2. Schedule A Commodity by Country of Origin,
Customs Value, F.a.s. and C.i.f.—Continued

(For information on coverage, definitions of Customs, f.a.s., and c.i.f. values, see Explanation of Statistics. Shipments valued less than \$251 are shown only under Schedule A commodity number 990.0000 and excluded from all other commodities. OTH CTY represents total for countries averaging under \$1,000 per month based on Customs Value)

Country of origin	Schedule A commodity number, description and unit of quantity							
	Current month				Cumulative, January to date			
	Net quantity	Value (dollars)			Net quantity	Value (dollars)		
Customs		F.a.s.	C.i.f.	Customs		F.a.s.	C.i.f.	
ISRAEL.....	-	7 082	7 082	11 246	-	18 769	18 769	24 734
INDIA.....	-	934	934	1 496	-	6 463	6 463	8 525
KOR REP.....	-	2 404	2 361	3 134	-	8 790	8 535	10 190
HG KONG.....	-	25 712	25 711	27 062	-	66 805	66 758	73 330
CHINA T.....	-	8 449	8 203	9 506	-	36 015	35 102	40 369
JAPAN.....	-	128 644	128 481	150 900	-	821 691	821 645	910 107
AUSTRAL.....	-	1 097	1 097	1 518	-	6 208	6 208	7 250
REP SAF.....	-	297	297	554	-	7 879	7 879	8 388
OTH CTY.....	-	2 849	2 849	4 082	-	27 199	27 199	33 920
TOTAL.....	-	1 278 058	1 276 798	1 367 320	-	7 081 290	7 075 571	7 551 200
8931010	RUBBER AND PLASTICS, FOAM OR SPONGE, AND PLASTICS, REINFORCED OR LAMINATED, NSPF							
CANADA.....	-	248 512	256 930	258 505	-	1 237 934	1 252 634	1 257 690
MEXICO.....	-	400	420	420	-	16 217	16 030	16 237
BRAZIL.....	-	26 460	25 433	27 816	-	125 480	122 873	134 525
SWEDEN.....	-	1 925	1 925	2 091	-	19 374	19 374	22 070
NORWAY.....	-	5 681	5 681	6 030	-	9 545	9 545	10 824
DENMARK.....	-	1 824	1 797	1 939	-	13 983	13 956	16 702
U KING.....	-	45 056	44 223	52 031	-	343 006	316 948	382 449
NETHLD.....	-	14 537	14 537	15 277	-	25 665	25 665	27 049
BELGIUM.....	-	-	-	-	-	23 962	25 550	30 290
FRANCE.....	-	35 255	35 255	38 153	-	429 897	428 259	472 783
W GERM.....	-	151 705	151 707	160 633	-	970 512	968 383	1 040 492
AUSTRIA.....	-	19 887	19 887	21 994	-	114 841	114 841	122 125
SWITZLD.....	-	5 644	5 644	6 995	-	128 948	128 262	139 195
ITALY.....	-	306	306	492	-	40 303	40 303	43 475
GREECE.....	-	4 800	4 800	5 299	-	84 383	84 383	90 622
ISRAEL.....	-	20 100	20 100	21 987	-	89 074	89 074	100 865
KOR REP.....	-	5 692	5 692	6 174	-	15 162	15 162	17 749
HG KONG.....	-	2 227	2 227	5 055	-	5 361	5 383	8 989
CHINA T.....	-	2 930	2 930	3 709	-	32 330	32 299	39 073
JAPAN.....	-	350 340	349 805	370 919	-	727 577	717 667	799 020
OTH CTY.....	-	1 401	1 401	1 480	-	5 012	5 012	7 032
TOTAL.....	-	944 682	950 700	1 006 999	-	4 458 566	4 431 603	4 779 256
8931020	GLOVES, RUBBER OR PLASTIC, SEAMLESS (DPR)							
U KING.....	8 529	26 452	26 452	28 990	301 508	355 998	355 995	389 155
BELGIUM.....	8 977	20 080	20 080	21 093	8 977	20 080	20 080	21 093
FRANCE.....	19 048	62 243	62 243	67 258	70 446	242 023	242 023	261 637
W GERM.....	-	-	-	-	1 646	8 660	8 660	9 882
SPAIN.....	300	897	897	1 065	21 548	55 936	55 936	64 522
PHIL R.....	7 940	77 732	70 665	83 107	8 745	88 711	81 054	95 001
KOR REP.....	-	-	-	-	7 150	12 231	12 231	13 309
HG KONG.....	41 807	5 260	5 260	5 726	47 222	22 367	22 483	24 367
CHINA T.....	2 960	9 740	9 740	10 534	28 568	110 719	110 776	120 455
AUSTRAL.....	50 775	137 166	137 166	151 551	199 797	541 662	541 662	602 632
OTH CTY.....	1 624	4 792	4 792	6 117	3 304	13 111	13 111	15 156
TOTAL.....	141 960	344 362	337 295	375 441	698 911	1 471 498	1 464 011	1 617 209
8931025	GLOVES, RUBBER OR PLASTIC, NSPF (DPR)							
CANADA.....	2 125	3 816	3 816	3 964	14 314	16 822	16 853	17 105
MEXICO.....	240	2 426	2 426	2 426	4 322	45 826	45 826	45 826
BARBADO.....	184	333	333	371	6 745	17 331	17 331	18 523
W GERM.....	2	268	201	231	751	9 998	8 907	9 382
SPAIN.....	-	-	-	-	11 000	32 702	32 702	36 300
PHIL R.....	9 732	128 626	115 019	134 847	62 722	810 432	744 024	861 670
MACAO.....	2 500	26 950	26 950	28 145	8 064	64 588	64 588	67 849
CHINA M.....	-	-	-	-	6 060	23 135	23 135	24 285
KOR REP.....	7 822	25 571	25 571	28 531	3 727 902	556 567	557 315	602 188
HG KONG.....	38 654	231 323	231 799	246 108	831 558	1 236 302	1 237 576	1 320 157
CHINA T.....	74 359	685 468	685 468	732 111	181 127	1 445 735	1 456 665	1 559 432
JAPAN.....	6 277	65 068	62 857	68 017	9 889	112 029	109 818	118 169
OTH CTY.....	-	-	-	-	8 463	6 255	6 255	7 053
TOTAL.....	141 895	1 169 849	1 154 440	1 244 751	4 872 917	4 377 722	4 320 995	4 687 939
8931030	WEARING APPAREL, NSPF, OF RUBBER OR PLASTIC							
CANADA.....	-	165 416	168 719	168 719	-	504 607	515 419	515 934
MEXICO.....	-	104 970	104 970	105 394	-	273 707	273 705	274 129
GUATMAD.....	-	9 043	9 043	9 396	-	9 043	9 043	9 396
SALVADR.....	-	33 880	33 880	35 404	-	111 074	111 074	114 730
HAITI.....	-	25 936	27 009	27 955	-	53 916	54 989	57 028
DOM REP.....	-	5 100	4 655	4 919	-	5 100	4 655	4 919
COLOMB.....	-	-	-	-	-	46 690	46 690	55 536
SWEDEN.....	-	5 222	5 222	6 054	-	212 189	210 348	218 966
NORWAY.....	-	54 382	54 382	55 809	-	364 764	364 763	375 920
FINLAND.....	-	3 121	3 184	3 866	-	7 857	8 000	9 367
U KING.....	-	32 833	32 833	35 585	-	154 839	154 839	165 428
IRELAND.....	-	3 764	3 764	4 383	-	14 643	14 643	16 800
FRANCE.....	-	28 408	28 408	30 713	-	151 514	151 622	161 148
W GERM.....	-	14 931	15 137	18 563	-	126 293	124 555	138 862
SWITZLD.....	-	12 440	12 440	13 046	-	56 013	56 013	59 742
PORTUGL.....	-	-	-	-	-	6 218	6 218	6 373
ITALY.....	-	8 144	8 144	9 289	-	233 274	233 288	249 978
ISRAEL.....	-	-	-	-	-	24 836	25 076	26 783
THAILND.....	-	28 560	28 560	31 815	-	41 260	41 260	45 062
PHIL R.....	-	3 167	3 167	3 809	-	6 572	6 572	7 765

Table 2. Schedule A Commodity by Country of Origin,
Customs Value, F.a.s. and C.i.f.—Continued

(For information on coverage, definitions of Customs, f.a.s., and c.i.f. values, see Explanation of Statistics. Shipments valued less than \$251 are shown only under Schedule A commodity number 990.0000 and excluded from all other commodities. OTH CTY represents total for countries averaging under \$1,000 per month based on Customs Value)

Country of origin	Schedule A commodity number, description and unit of quantity							
	Current month				Cumulative, January to date			
	Net quantity	Value (dollars)			Net quantity	Value (dollars)		
Customs		F.a.s.	C.i.f.	Customs		F.a.s.	C.i.f.	
CHINA M.....	-	-	-	-	-	39 431	39 431	45 495
KOR REP.....	-	3 706 219	3 713 547	4 295 588	-	15 770 564	15 811 181	18 491 550
HG KONG.....	-	896 963	901 183	1 004 937	-	4 809 520	4 844 598	5 360 258
CHINA T.....	-	1 274 310	1 284 633	1 411 732	-	5 348 974	5 347 124	5 859 830
JAPAN.....	-	219 164	220 522	241 462	-	865 862	875 678	962 182
OTH CTY.....	-	2 513	2 513	3 126	-	8 325	8 375	9 767
TOTAL.....	-	6 638 486	6 665 915	7 521 584	-	29 247 145	29 339 159	33 242 946
8931040	PACIFIERS, NURSING NIPPLES, ICE BAGS, HOT WATER BOTTLES, ETC, OF PLASTICS OR RUBBER							
BRAZIL.....	-	-	-	-	-	7 917	5 367	8 472
SWEDEN.....	-	9 230	9 230	9 523	-	107 912	107 912	113 952
DENMARK.....	-	9 536	9 536	10 810	-	668 471	668 644	682 015
U KING.....	-	54 633	54 453	62 213	-	172 117	171 849	189 798
NETHLS.....	-	-	-	-	-	7 083	7 083	7 327
FRANCE.....	-	-	-	-	-	48 034	48 034	51 985
W GERM.....	-	-	-	-	-	24 275	24 275	25 351
SPAIN.....	-	7 804	7 804	8 816	-	92 117	92 118	106 971
ITALY.....	-	27 981	27 981	29 783	-	141 114	141 114	150 539
ISRAEL.....	-	12 480	12 480	14 965	-	29 609	29 609	34 872
KOR REP.....	-	-	-	-	-	28 944	28 944	31 811
HG KONG.....	-	5 412	5 674	7 384	-	25 329	25 827	29 488
CHINA T.....	-	8 900	8 900	9 919	-	46 001	46 001	51 098
JAPAN.....	-	1 129	1 129	1 289	-	145 736	145 736	158 207
OTH CTY.....	-	3 063	3 063	3 335	-	6 975	7 005	8 082
TOTAL.....	-	140 168	140 250	158 037	-	1 551 634	1 549 518	1 649 966
8931050	HOUSE FURNISHINGS, CURTAINS AND DRAPES, TABLE COVERS, ETC, OF RUBBER OR PLASTIC							
CANADA.....	-	3 667	3 670	3 698	-	8 028	8 193	8 263
MEXICO.....	-	-	-	-	-	12 656	12 656	13 635
COLOMB.....	-	6 768	6 768	6 723	-	27 378	27 378	35 329
U KING.....	-	1 082	1 112	1 212	-	39 241	39 435	41 628
NETHLS.....	-	-	-	-	-	5 898	5 898	6 175
BELGIUM.....	-	5 810	5 810	6 550	-	16 423	16 423	18 184
FRANCE.....	-	23 799	23 782	27 758	-	27 781	27 752	32 224
W GERM.....	-	6 920	6 920	8 561	-	22 866	22 866	26 904
ITALY.....	-	8 076	8 085	9 434	-	53 834	53 890	59 366
ISRAEL.....	-	6 025	5 965	6 757	-	91 963	90 720	97 993
KOR REP.....	-	37 625	38 343	44 385	-	107 729	109 966	123 271
HG KONG.....	-	11 764	12 082	14 073	-	176 966	180 136	206 340
CHINA T.....	-	621 679	621 496	726 191	-	3 127 277	3 129 765	3 602 296
JAPAN.....	-	333 087	339 364	402 925	-	1 855 935	1 886 170	2 246 922
OTH CTY.....	-	-	-	-	-	3 455	3 455	3 874
TOTAL.....	-	1 066 302	1 073 397	1 260 269	-	5 577 430	5 614 703	6 522 404
8931060	ARTICLES FOR PREPARING, SERVING, ETC, FOOD OR BEVERAGES, OF RUBBER OR PLASTIC, NSPF							
CANADA.....	-	656 552	680 043	681 258	-	1 958 870	2 016 492	2 021 407
MEXICO.....	-	5 397	5 397	6 198	-	177 155	177 725	181 890
VENEZ.....	-	901	901	983	-	45 058	44 258	55 600
SWEDEN.....	-	37 340	37 238	45 418	-	128 791	128 406	148 317
FINLAND.....	-	6 391	6 391	7 988	-	27 978	27 977	35 054
DENMARK.....	-	78 533	78 272	85 956	-	369 193	366 866	399 809
U KING.....	-	46 914	46 986	54 729	-	214 211	214 642	246 142
NETHLS.....	-	4 304	4 304	4 625	-	48 163	48 188	53 595
BELGIUM.....	-	4 182	4 262	4 756	-	20 769	20 849	21 918
FRANCE.....	-	177 272	177 202	207 054	-	606 682	607 040	703 756
W GERM.....	-	192 371	192 795	209 979	-	724 113	724 228	811 179
AUSTRIA.....	-	4 936	4 936	5 199	-	28 720	28 735	33 391
SWITZLD.....	-	17 000	17 000	18 885	-	75 527	75 526	84 988
SPAIN.....	-	1 200	1 200	1 556	-	16 747	16 747	19 746
PORTUGL.....	-	-	-	-	-	8 157	8 157	9 491
ITALY.....	-	32 490	32 537	36 474	-	337 946	338 518	379 861
ISRAEL.....	-	2 923	2 923	3 226	-	139 131	139 964	152 341
CHINA M.....	-	1 321	1 311	1 443	-	6 419	6 478	7 342
KOR REP.....	-	60 179	60 212	73 795	-	339 414	338 700	428 216
HG KONG.....	-	611 624	609 196	744 538	-	3 225 351	3 236 570	3 877 209
CHINA T.....	-	312 160	312 182	355 485	-	1 202 984	1 204 498	1 377 009
JAPAN.....	-	288 910	296 593	326 400	-	1 120 299	1 160 300	1 289 967
AUSTRAL.....	-	-	-	-	-	36 867	36 867	37 839
OTH CTY.....	-	2 044	1 844	2 392	-	17 013	18 717	22 694
TOTAL.....	-	2 544 944	2 573 725	2 878 337	-	10 875 558	10 986 448	12 398 761
8931070	RELIGIOUS ARTICLES OF RUBBER OR PLASTIC, NSPF							
W GERM.....	-	47 376	47 679	53 133	-	82 217	82 769	94 112
ITALY.....	-	100 229	96 769	114 127	-	298 806	295 366	341 000
THAILND.....	-	-	-	-	-	10 200	10 200	13 520
HG KONG.....	-	746 711	761 366	959 207	-	1 199 725	1 222 771	1 528 421
CHINA T.....	-	129 663	129 978	177 196	-	424 565	424 665	582 956
JAPAN.....	-	153 979	160 925	172 621	-	267 379	279 994	304 396
OTH CTY.....	-	4 462	4 475	4 475	-	16 205	16 218	17 949
TOTAL.....	-	1 182 420	1 201 192	1 480 759	-	2 299 097	2 331 983	2 882 354
8931080	GASKETS, OF RUBBER OR PLASTICS							
CANADA.....	-	622 211	635 609	637 154	-	2 428 948	2 477 851	2 484 633
MEXICO.....	-	37 466	37 466	37 466	-	246 335	246 335	246 387
BRAZIL.....	-	50 747	50 747	55 431	-	245 831	245 825	271 604

Table 2. Schedule A Commodity by Country of Origin,
Customs Value, F.a.s. and C.i.f.—Continued

(For information on coverage, definitions of Customs, f.a.s., and c.i.f. values, see Explanation of Statistics. Shipments valued less than \$251 are shown only under Schedule A commodity number 990.0000 and excluded from all other commodities. OTH CTY represents total for countries averaging under \$1,000 per month based on Customs Value)

Country of origin	Schedule A commodity number, description and unit of quantity							
	Current month			Cumulative, January to date				
	Net quantity	Value (dollars)			Net quantity	Value (dollars)		
Customs		F.a.s.	C.i.f.	Customs		F.a.s.	C.i.f.	
ARGENT.....	-	2 457	2 457	2 947	-	11 327	11 327	12 368
SWEDEN.....	-	81 266	80 398	85 246	-	382 837	380 851	402 793
FINLAND.....	-	296	296	343	-	5 138	5 138	5 242
DENMARK.....	-	2 060	2 067	2 118	-	23 737	23 614	24 498
U KING.....	-	176 604	177 710	192 242	-	1 166 458	1 106 278	1 236 951
NETHLDs.....	-	3 848	3 848	3 973	-	16 010	16 010	16 934
BELGIUM.....	-	2 227	2 228	2 301	-	35 503	35 042	36 959
FRANCE.....	-	34 225	33 785	38 182	-	169 163	165 717	179 967
W GERM.....	-	296 560	284 826	316 100	-	1 637 778	1 571 661	1 741 238
AUSTRIA.....	-	1 982	2 002	2 046	-	32 494	30 875	33 079
SWITZLD.....	-	11 668	11 668	13 074	-	87 378	88 213	91 461
SPAIN.....	-	12 654	12 654	12 908	-	86 964	86 897	88 905
MALTA.....	-	15 763	15 763	17 593	-	168 239	168 239	185 532
ITALY.....	-	54 060	47 585	62 468	-	389 473	338 146	412 692
ROMANIA.....	-	2 054	2 054	2 208	-	6 934	6 970	7 382
ISRAEL.....	-	-	-	-	-	31 666	31 666	32 427
SINGAPR.....	-	17 039	17 039	24 575	-	30 428	30 428	46 382
HG KONG.....	-	3 497	3 497	3 720	-	26 251	26 251	28 597
CHINA T.....	-	-	-	-	-	18 428	18 311	19 851
JAPAN.....	-	365 142	363 316	386 316	-	2 243 860	2 237 511	2 360 513
OTH CTY.....	-	7 292	7 294	8 003	-	15 355	15 360	17 644
TOTAL.....	-	1 801 118	1 794 309	1 906 414	-	9 506 535	9 364 516	9 984 039
8931085	CONTAINERS, OF RUBBER OR PLASTIC, FOR PACKING, TRANSPORTING, ETC							
CANADA.....	-	383 600	386 567	389 857	-	1 220 412	1 227 114	1 236 953
MEXICO.....	-	10 796	10 825	10 825	-	94 191	94 366	98 195
C RICA.....	-	-	-	-	-	5 430	5 430	6 434
SWEDEN.....	-	26 778	13 838	14 875	-	37 124	24 184	25 742
NORWAY.....	-	5 908	5 908	6 709	-	9 494	9 494	11 751
DENMARK.....	-	141 094	141 094	152 006	-	1 444 633	1 443 007	1 538 493
U KING.....	-	6 345	6 345	7 015	-	281 316	281 481	306 559
NETHLDs.....	-	19 508	19 508	21 702	-	122 620	122 664	142 503
BELGIUM.....	-	-	-	-	-	1 035 853	1 037 996	1 104 473
FRANCE.....	-	35 698	35 703	38 174	-	511 074	511 089	546 189
W GERM.....	-	48 241	48 245	51 782	-	472 581	470 078	520 394
AUSTRIA.....	-	57 707	58 189	60 946	-	306 587	308 840	324 245
SWITZLD.....	-	1 724	1 724	1 849	-	90 878	90 894	98 264
SPAIN.....	-	10 380	10 380	11 205	-	12 208	12 208	13 533
ITALY.....	-	51 961	51 961	57 603	-	216 177	216 191	236 330
YUGOSLV.....	-	-	-	-	-	151 535	152 880	160 223
ISRAEL.....	-	3 300	3 300	4 936	-	64 017	64 017	71 929
THAILND.....	-	696	696	757	-	94 444	94 444	102 374
KOR REP.....	-	7 334	7 334	7 737	-	149 466	149 391	160 004
HG KONG.....	-	113 076	113 226	133 993	-	709 161	711 445	800 670
CHINA T.....	-	166 433	166 433	184 483	-	1 291 266	1 283 511	1 411 999
JAPAN.....	-	185 144	185 258	199 804	-	971 114	973 622	1 068 049
N ZEAL.....	-	6 544	6 544	7 615	-	6 544	6 544	7 615
REP SAF.....	-	-	-	-	-	8 278	8 232	11 111
OTH CTY.....	-	981	981	1 016	-	20 058	20 058	23 261
TOTAL.....	-	1 283 248	1 274 059	1 364 889	-	9 326 461	9 319 180	10 027 293
8931090	RUBBER AND PLASTICS PRODUCTS, NSPF							
CANADA.....	-	2 234 238	2 256 213	2 260 532	-	9 204 753	9 261 437	9 309 853
MEXICO.....	-	309 414	309 249	309 736	-	1 480 293	1 492 971	1 507 368
HAITI.....	-	2 890	2 890	3 056	-	21 479	21 479	22 741
DOM REP.....	-	1 161	1 161	1 376	-	5 825	5 830	6 753
LW WW I.....	-	7 314	8 047	8 715	-	27 283	28 016	30 203
COLOMB.....	-	8 132	8 132	9 350	-	21 152	21 152	23 651
VENEZ.....	-	1 287	1 287	1 913	-	7 899	7 899	11 712
BRAZIL.....	-	-	-	-	-	17 771	17 700	19 966
ARGENT.....	-	-	-	-	-	6 847	6 847	7 108
SWEDEN.....	-	159 467	157 055	172 632	-	1 093 542	1 083 549	1 207 838
NORWAY.....	-	47 255	46 788	49 199	-	250 084	247 931	268 922
FINLAND.....	-	217 571	217 343	223 891	-	916 594	916 232	953 015
DENMARK.....	-	108 786	108 495	121 820	-	804 518	803 900	873 992
U KING.....	-	936 722	934 782	1 020 525	-	4 467 586	4 460 645	4 859 160
IRELAND.....	-	36 173	36 173	37 711	-	121 660	121 586	127 695
NETHLDs.....	-	123 034	122 770	134 362	-	534 948	533 850	603 023
BELGIUM.....	-	116 434	115 266	122 418	-	745 569	724 110	774 749
FRANCE.....	-	673 854	672 655	722 507	-	2 520 930	2 520 376	2 711 657
W GERM.....	-	2 402 049	2 387 148	2 518 833	-	14 235 191	14 043 622	14 823 847
AUSTRIA.....	-	63 030	63 156	75 662	-	142 452	141 910	165 544
CZECHO.....	-	17 831	17 831	20 820	-	38 553	38 553	43 582
HUNGARY.....	-	-	-	-	-	202 411	202 411	225 092
SWITZLD.....	-	221 756	221 417	233 654	-	1 305 940	1 306 335	1 381 839
SPAIN.....	-	14 927	14 927	16 835	-	146 231	146 212	169 832
PORTUGL.....	-	131 357	131 321	142 377	-	857 781	859 145	920 602
GIBRALT.....	-	-	-	-	-	6 966	6 966	8 947
MALTA.....	-	5 148	5 161	5 161	-	9 066	9 079	9 377
ITALY.....	-	348 826	349 546	411 196	-	1 815 114	1 819 874	2 206 375
GREECE.....	-	-	-	-	-	31 712	31 712	33 782
ISRAEL.....	-	103 562	103 163	114 227	-	397 895	394 672	435 776
INDIA.....	-	-	-	-	-	29 448	29 448	36 663
THAILND.....	-	15 295	15 295	18 900	-	125 708	122 708	147 548
MALAYSA.....	-	43 959	43 959	49 950	-	269 177	269 596	319 876
SINGAPR.....	-	13 039	13 039	15 449	-	44 494	44 499	52 374
PHIL R.....	-	650	650	870	-	17 002	17 002	19 364
CHINA M.....	-	1 861	1 861	2 085	-	6 506	6 539	7 229

Table 2. Schedule A Commodity by Country of Origin,
Customs Value, F.a.s. and C.i.f.—Continued

(For information on coverage, definitions of Customs, f.a.s., and c.i.f. values, see Explanation of Statistics. Shipments valued less than \$251 are shown only under Schedule A commodity number 990.0000 and excluded from all other commodities. OTH CTY represents total for countries averaging under \$1,000 per month based on Customs Value)

Country of origin	Schedule A commodity number, description and unit of quantity							
	Current month				Cumulative, January to date			
	Net quantity	Value (dollars)			Net quantity	Value (dollars)		
		Customs	F.a.s.	C.i.f.		Customs	F.a.s.	C.i.f.
KOR REP.....	-	163 320	163 356	193 886	-	618 068	619 572	747 173
HG KONG.....	-	1 210 186	1 228 484	1 450 467	-	6 142 676	6 193 516	7 168 074
CHINA T.....	-	1 609 306	1 620 991	1 819 471	-	11 271 424	11 294 049	12 422 224
JAPAN.....	-	1 208 239	1 210 842	1 311 559	-	7 584 415	7 609 418	8 278 878
AUSTRAL.....	-	40 832	40 832	47 423	-	169 307	169 307	189 367
N ZEAL.....	-	-	-	-	-	6 945	6 945	7 647
OTH CTY.....	-	6 462	6 462	7 386	-	19 066	19 066	24 151
TOTAL.....	-	12 605 367	12 637 747	13 656 674	-	67 742 103	67 677 666	73 164 569
8941000	BABY CARRIAGES AND BABY STROLLERS AND PARTS THEREOF							
CANADA.....	-	19 962	20 338	20 338	-	50 795	52 355	52 355
MEXICO.....	-	1 510	1 510	1 510	-	11 324	11 324	11 324
U KING.....	-	50 249	50 249	56 454	-	191 424	191 548	222 268
W GERM.....	-	16 409	16 409	19 414	-	49 610	49 610	58 884
SPAIN.....	-	-	-	-	-	9 165	9 165	11 446
ITALY.....	-	119 556	119 924	144 743	-	526 295	526 663	632 035
JAPAN.....	-	11 932	11 932	15 307	-	13 863	13 863	17 713
OTH CTY.....	-	-	-	-	-	3 593	3 593	3 680
TOTAL.....	-	219 618	220 362	257 766	-	856 069	858 121	1 009 705
8942220	DOLLS, DRESSED OR UNDRESSED (NC)							
MEXICO.....	36 172	91 553	91 572	92 238	227 479	647 601	647 638	648 534
COLOMB.....	105 378	30 770	29 189	30 325	460 117	146 368	137 744	143 910
SWEDEN.....	-	-	-	-	10 373	11 730	11 730	12 776
DENMARK.....	29	2 433	2 373	2 671	440	6 537	6 453	7 051
U KING.....	1 669	662	8 662	9 733	51 182	77 317	76 028	83 902
FRANCE.....	1 104	6 709	6 709	7 263	4 618	28 772	28 772	31 940
W GERM.....	8 622	15 279	15 236	15 970	32 900	50 069	50 114	54 306
E GERM.....	800	2 490	2 490	2 751	7 892	7 934	7 934	9 044
CZECHO.....	-	-	-	-	19 907	17 487	17 987	19 586
POLAND.....	27 898	14 266	14 266	14 960	104 773	50 300	50 301	53 643
USSR.....	2 700	3 672	3 672	3 987	6 195	9 719	9 780	10 988
SPAIN.....	2 778	5 970	5 970	6 517	22 213	35 199	35 301	41 891
PORTUGL.....	-	-	-	-	1 111	8 155	7 849	9 043
ITALY.....	4 252	10 462	10 462	13 024	191 978	92 625	92 601	111 539
GREECE.....	1 380	1 458	1 458	1 821	9 393	5 964	5 964	7 340
KOR REP.....	184 856	133 994	130 602	150 625	849 789	497 355	467 847	557 532
HG KONG.....	4 251 601	1 978 783	1 975 009	2 245 208	20 483 034	7 193 139	7 182 037	8 157 248
CHINA T.....	2 033 815	964 858	955 706	1 173 997	5 523 414	2 908 011	2 857 455	3 442 879
JAPAN.....	431 731	110 855	114 514	126 876	1 692 772	602 356	617 956	686 768
MADEIRA.....	135	2 235	1 157	1 305	6 774	6 423	5 935	7 056
OTH CTY.....	6 678	2 001	2 001	2 423	34 889	30 813	30 974	36 386
TOTAL.....	7 101 598	3 385 450	3 371 048	3 901 694	29 735 243	12 434 344	12 368 400	14 133 364
8942240	PARTS OF DOLLS							
W GERM.....	-	-	-	-	-	7 454	7 454	8 214
KOR REP.....	-	9 291	9 291	11 206	-	74 489	74 489	86 020
HG KONG.....	-	302 614	300 158	321 394	-	671 456	656 470	715 585
CHINA T.....	-	57 708	57 378	68 275	-	124 169	123 011	141 502
JAPAN.....	-	31 445	32 573	35 074	-	152 185	155 650	168 395
OTH CTY.....	-	-	-	-	-	7 763	7 517	8 210
TOTAL.....	-	401 058	399 400	435 949	-	1 037 516	1 024 591	1 127 926
8942260	DOLL CLOTHING IMPORTED SEPARATELY							
KOR REP.....	-	146 372	140 236	153 121	-	907 902	869 821	955 130
HG KONG.....	-	395 769	394 569	433 269	-	1 173 973	1 171 835	1 283 423
CHINA T.....	-	116 319	108 629	118 801	-	593 020	575 006	628 374
OTH CTY.....	-	3 114	2 460	3 310	-	4 739	4 147	5 252
TOTAL.....	-	661 574	645 894	708 501	-	2 679 634	2 620 809	2 872 179
8942410	BILLIARD, POOL AND BAGATTELLE EQUIPMENT AND PARTS THEREOF, EXCLUDING TABLES							
CANADA.....	-	1 882	1 911	1 911	-	6 114	6 222	6 339
MEXICO.....	-	7 703	7 703	7 703	-	39 243	39 243	39 243
U KING.....	-	-	-	-	-	6 205	6 240	6 495
BELGIUM.....	-	113 170	113 170	116 654	-	499 188	499 188	520 949
ITALY.....	-	25 258	25 258	27 496	-	94 639	94 639	101 255
KOR REP.....	-	-	-	-	-	6 630	6 630	9 568
CHINA T.....	-	205 098	205 118	221 971	-	962 295	962 327	1 043 990
JAPAN.....	-	22 950	22 865	23 603	-	196 293	196 208	200 479
OTH CTY.....	-	599	599	666	-	10 116	10 202	11 345
TOTAL.....	-	376 660	376 624	400 004	-	1 820 723	1 820 899	1 939 663
8942420	CHESS, CHECKERS, DARTS AND OTHER GAMES USING SPECIAL BOARDS ETC & DICE & POKER CHIPS							
CANADA.....	-	7 397	7 464	7 464	-	14 962	15 223	15 223
MEXICO.....	-	73 750	75 026	75 267	-	228 081	232 146	233 916
SWEDEN.....	-	1 797	1 837	1 938	-	13 405	13 447	14 651
FINLAND.....	-	-	-	-	-	32 521	32 521	35 905
U KING.....	-	153 992	154 580	167 806	-	741 898	742 123	818 677
FRANCE.....	-	8 412	8 469	8 876	-	44 760	44 852	47 317
W GERM.....	-	203 513	203 686	210 637	-	530 655	530 966	549 877
AUSTRIA.....	-	1 207	1 207	1 290	-	7 697	7 786	8 528
SWITZLD.....	-	10 382	10 382	10 661	-	53 948	53 948	56 170
SPAIN.....	-	2 923	2 923	3 373	-	48 262	48 236	54 680
ITALY.....	-	5 101	5 101	5 995	-	54 312	54 426	60 794

Table 2. Schedule A Commodity by Country of Origin,
Customs Value, F.a.s. and C.i.f.—Continued

(For information on coverage, definitions of Customs, f.a.s., and c.i.f. values, see Explanation of Statistics. Shipments valued less than \$251 are shown only under Schedule A commodity number 990.0000 and excluded from all other commodities. OTH CTY represents total for countries averaging under \$1,000 per month based on Customs Value)

Country of origin	Schedule A commodity number, description and unit of quantity							
	Current month			Cumulative, January to date				
	Net quantity	Value (dollars)			Net quantity	Value (dollars)		
Customs		F.a.s.	C.i.f.	Customs		F.a.s.	C.i.f.	
GREECE.....	-	4 416	4 416	5 307	-	8 778	8 778	10 030
SYRIA.....	-	2 491	2 491	2 747	-	7 002	7 002	7 611
ISRAEL.....	-	7 044	7 044	8 002	-	11 538	12 481	13 859
INDIA.....	-	1 315	1 315	1 400	-	8 117	8 117	10 140
PHIL R.....	-	350	350	421	-	8 798	8 799	10 294
KOR REP.....	-	83 709	83 709	103 264	-	219 581	219 581	261 318
HG KONG.....	-	201 050	205 817	225 754	-	848 684	861 518	952 025
CHINA T.....	-	166 842	166 858	188 168	-	550 974	551 095	621 504
JAPAN.....	-	44 584	44 978	48 244	-	336 039	339 094	363 897
OTH CTY.....	-	14 920	15 010	17 083	-	29 663	29 343	34 000
TOTAL.....	-	995 195	1 002 663	1 093 697	-	3 799 695	3 821 482	4 180 416
8942430	GAME MACHINES AND PARTS INCLUDING COIN OR DISC OPERATED GAME MACHINES							
CANADA.....	-	24 219	24 309	24 810	-	75 303	75 921	76 546
MEXICO.....	-	296 000	282 407	296 000	-	1 116 407	1 072 193	1 124 440
HAITI.....	-	736	736	776	-	15 572	15 572	16 656
SWEDEN.....	-	1 095	1 095	1 213	-	8 908	8 843	9 953
U KING.....	-	14 852	14 855	19 884	-	87 719	87 402	103 822
NETHLS.....	-	1 691	1 691	1 814	-	5 927	5 927	6 473
BELGIUM.....	-	32 267	32 267	37 216	-	99 141	98 595	115 788
FRANCE.....	-	53 393	53 393	56 708	-	269 721	269 721	288 599
W GERM.....	-	191 526	191 526	203 290	-	753 909	753 428	809 327
ITALY.....	-	73 970	73 970	77 678	-	255 244	255 244	284 301
SINGAPR.....	-	82 752	82 451	90 803	-	1 358 973	1 295 079	1 386 894
HG KONG.....	-	274 617	270 527	291 373	-	1 342 934	1 266 282	1 369 068
CHINA T.....	-	96 156	96 156	110 778	-	744 752	743 480	854 212
JAPAN.....	-	266 715	266 745	340 673	-	748 557	748 655	956 605
OTH CTY.....	-	1 815	1 815	2 683	-	9 051	9 051	11 806
TOTAL.....	-	1 411 804	1 393 943	1 555 699	-	6 892 118	6 705 393	7 414 492
8942440	TABLES DESIGNED FOR GAMES AND TABLE TENNIS EQUIPMENT AND PARTS, NSPF							
CANADA.....	-	33 864	34 575	34 575	-	50 266	52 726	52 726
SWEDEN.....	-	25 974	25 974	26 387	-	46 386	46 386	47 427
U KING.....	-	41 968	41 861	44 924	-	420 411	416 205	452 109
FRANCE.....	-	-	-	-	-	12 396	12 396	13 836
SPAIN.....	-	2 280	2 280	2 598	-	7 891	7 900	9 311
ITALY.....	-	4 434	4 434	5 373	-	32 177	32 400	36 764
PAKISTN.....	-	-	-	-	-	11 460	11 460	12 814
CHINA M.....	-	-	-	-	-	16 787	19 057	21 031
KOR REP.....	-	-	-	-	-	11 262	11 262	12 645
HG KONG.....	-	108 261	110 839	122 759	-	412 156	414 878	464 414
CHINA T.....	-	21 205	21 205	23 287	-	100 914	100 928	114 245
JAPAN.....	-	43 175	43 131	47 578	-	285 948	278 523	308 226
OTH CTY.....	-	1 534	1 534	1 595	-	15 383	15 552	19 522
TOTAL.....	-	282 695	285 833	309 076	-	1 423 437	1 419 673	1 565 270
8942520	CHRISTMAS ORNAMENTS, OF GLASS, TINSEL ETC AND FESTOONING OF METALLIC FABRIC, ETC							
MEXICO.....	-	6 694	6 694	6 994	-	7 501	7 501	7 876
COLOMB.....	-	40 624	40 624	50 433	-	42 036	42 036	51 924
W GERM.....	-	92 832	93 340	106 611	-	117 023	117 531	133 382
E GERM.....	-	1 171	1 171	1 296	-	10 815	10 815	12 367
AUSTRIA.....	-	14 894	14 894	16 802	-	14 894	14 894	16 802
POLAND.....	-	47 351	47 143	53 679	-	265 149	264 941	302 579
ITALY.....	-	52 054	52 054	60 547	-	71 155	71 209	83 923
KOR REP.....	-	3 068	3 068	3 439	-	95 623	95 623	106 876
HG KONG.....	-	177 172	176 681	199 480	-	616 939	614 785	682 889
CHINA T.....	-	171 062	127 171	152 016	-	388 234	348 828	405 255
JAPAN.....	-	78 283	82 156	92 792	-	318 646	331 620	378 371
OTH CTY.....	-	3 434	3 490	4 506	-	9 610	9 666	12 584
TOTAL.....	-	688 639	648 486	748 595	-	1 957 625	1 929 449	2 194 828
8942540	MAGIC TRICK & PRACTICAL JOKE ITEMS, PARTY FAVORS, NOISEMAKERS, PAPER DECORATION & CONFETTI							
MEXICO.....	-	254	255	255	-	32 271	32 350	32 350
GUATMAL.....	-	31 220	31 220	33 298	-	31 220	31 220	33 298
BRAZIL.....	-	-	-	-	-	73 770	73 770	84 803
W GERM.....	-	7 566	7 566	8 653	-	30 075	30 117	33 579
ITALY.....	-	14 554	14 554	15 710	-	33 909	33 747	37 728
MACAO.....	-	6 672	6 672	8 361	-	23 267	23 267	26 915
CHINA M.....	-	-	-	-	-	6 394	6 394	7 424
KOR REP.....	-	10 534	10 534	12 948	-	67 584	67 441	83 983
HG KONG.....	-	99 964	102 058	118 883	-	373 353	379 891	444 488
CHINA T.....	-	107 210	107 555	124 989	-	414 470	415 205	475 658
JAPAN.....	-	108 379	109 828	120 646	-	461 584	469 504	522 415
OTH CTY.....	-	4 678	4 690	4 929	-	20 547	20 559	22 157
TOTAL.....	-	391 031	394 932	448 672	-	1 568 444	1 583 465	1 804 798
8942605	MODEL TRAINS AND ACCESSORY UNITS, TROLLEY AND BUS MODELS, ALL MADE TO SCALE							
CANADA.....	-	607	611	621	-	5 448	5 534	5 609
NORWAY.....	-	-	-	-	-	10 575	10 575	11 527
DENMARK.....	-	4 000	4 000	4 337	-	27 596	27 596	29 915
U KING.....	-	2 574	2 574	2 829	-	31 746	31 746	33 705
FRANCE.....	-	9 735	9 725	10 361	-	54 285	54 275	57 928
W GERM.....	-	148 044	147 643	151 489	-	347 066	359 586	370 716
AUSTRIA.....	-	424 991	424 986	438 298	-	2 813 816	2 825 412	2 951 763
SPAIN.....	-	-	-	-	-	12 693	8 893	13 951

Table 2. **Schedule A Commodity by Country of Origin, Customs Value, F.a.s. and C.i.f.—Continued**

(For information on coverage, definitions of Customs, f.a.s., and c.i.f. values, see Explanation of Statistics. Shipments valued less than \$251 are shown only under Schedule A commodity number 990.0000 and excluded from all other commodities. OTH CTY represents total for countries averaging under \$1,000 per month based on Customs Value)

Country of origin	Schedule A commodity number, description and unit of quantity							
	Current month				Cumulative, January to date			
	Net quantity	Value (dollars)			Net quantity	Value (dollars)		
		Customs	F.a.s.	C.i.f.		Customs	F.a.s.	C.i.f.
ITALY.....	-	240 898	242 062	251 353	-	963 746	965 190	1 019 280
YUGOSLV.....	-	-	-	-	-	407 497	407 497	420 659
KOR REP.....	-	7 000	7 250	7 975	-	137 765	138 265	144 942
HG KONG.....	-	358 682	341 043	374 575	-	2 087 504	1 996 817	2 113 973
CHINA T.....	-	5 732	5 732	6 029	-	57 709	56 769	65 990
JAPAN.....	-	295 828	298 335	301 200	-	1 345 876	1 348 286	1 365 566
OTH CTY.....	-	540	540	573	-	10 810	10 810	12 353
TOTAL.....	-	1 498 631	1 484 501	1 549 640	-	8 314 132	8 247 271	8 617 877
8942610	CONSTRUCTION KITS OR SETS TO SCALE AND OTHER MODEL BOATS, AIRPLANES, ETC							
CANADA.....	-	85 127	85 213	85 303	-	125 706	125 956	126 995
SWEDEN.....	-	2 211	2 210	2 283	-	9 615	9 614	10 623
NORWAY.....	-	903	903	927	-	5 489	5 489	5 792
DENMARK.....	-	50 454	50 454	52 598	-	121 440	121 803	131 062
U KING.....	-	569 219	569 197	602 944	-	3 027 721	3 021 717	3 182 212
NETHLDS.....	-	-	-	-	-	21 063	21 063	22 520
FRANCE.....	-	8 381	8 381	9 060	-	71 685	71 824	78 985
W GERM.....	-	85 496	83 421	93 608	-	579 436	576 667	639 320
AUSTRIA.....	-	7 999	8 007	8 418	-	65 943	66 012	72 072
SWITZLD.....	-	3 500	3 500	3 708	-	16 466	20 720	21 910
SPAIN.....	-	13 991	13 995	18 256	-	132 700	132 857	157 730
ITALY.....	-	36 185	36 464	40 505	-	124 556	124 881	138 337
GREECE.....	-	325	325	527	-	9 761	9 761	11 268
TURKEY.....	-	-	-	-	-	7 476	7 550	8 386
ISRAEL.....	-	-	-	-	-	22 446	22 446	24 002
THAILND.....	-	1 241	1 241	1 380	-	9 538	8 538	10 367
SINGAPR.....	-	-	-	-	-	9 252	9 252	9 357
PHIL R.....	-	2 957	2 957	3 519	-	9 434	5 434	10 949
KOR REP.....	-	46 224	46 224	49 685	-	46 224	46 224	49 685
HG KONG.....	-	267 490	244 104	274 402	-	841 791	808 203	898 047
CHINA T.....	-	55 421	56 851	71 668	-	239 716	242 574	301 781
JAPAN.....	-	304 239	303 493	355 703	-	1 101 236	1 095 902	1 252 818
OTH CTY.....	-	4 604	4 604	4 866	-	18 181	18 181	20 526
TOTAL.....	-	1 545 967	1 521 544	1 679 360	-	6 616 875	6 577 668	7 184 744
8942615	STUFFED TOY ANIMATE OBJECTS EXCEPT DOLLS, NOT HAVING SPRING MECHANISM (NO)							
CANADA.....	5 587	26 970	25 363	25 363	20 496	59 076	56 710	56 840
MEXICO.....	44 940	46 136	46 108	46 108	260 544	310 573	309 607	310 149
U KING.....	274	1 293	1 320	1 581	5 680	14 024	14 052	16 659
W GERM.....	8 097	42 055	42 012	43 698	39 746	164 552	165 362	171 746
AUSTRIA.....	7 687	21 742	21 742	22 197	10 898	34 076	34 092	35 093
POLAND.....	-	-	-	-	28 800	8 952	8 952	10 393
INDIA.....	-	-	-	-	3 435	7 122	7 122	9 355
THAILND.....	130	585	585	1 026	9 337	8 856	8 856	11 777
CHINA M.....	7 344	14 901	14 901	15 186	9 664	18 763	18 763	19 251
KOR REP.....	234 181	124 394	124 321	145 889	1 499 356	822 807	820 298	956 984
HG KONG.....	60 366	18 889	19 153	22 748	258 726	88 970	90 022	107 467
CHINA T.....	75 968	28 550	28 100	33 393	1 901 532	574 801	575 271	717 816
JAPAN.....	148 466	54 248	54 527	61 081	740 628	355 075	358 172	406 602
AUSTRAL.....	455	2 902	2 902	3 098	2 258	9 972	9 972	10 685
MAURIT.....	-	-	-	-	4 680	7 186	7 186	8 073
OTH CTY.....	9 405	2 812	2 813	3 027	14 717	14 076	14 126	15 912
TOTAL.....	602 900	385 477	383 847	424 395	4 810 497	2 498 881	2 498 563	2 864 842
8942620	METAL AND OTHER TOY ANIMATE OBJECTS NSPF, NOT HAVING A SPRING MECHANISM AND NOT STUFFED (NO)							
MEXICO.....	118 903	90 123	91 544	81 544	690 330	380 288	380 387	370 387
HAITI.....	-	-	-	-	83 276	33 832	33 832	36 599
SWEDEN.....	1 020	1 655	1 686	1 857	4 356	6 940	6 973	7 586
U KING.....	161 062	27 779	27 773	31 455	478 324	86 912	86 196	95 382
W GERM.....	605 661	41 597	41 897	44 961	1 344 199	223 588	224 151	239 610
AUSTRIA.....	5 741	1 468	1 468	1 529	54 116	24 316	24 316	25 529
POLAND.....	12 420	6 668	6 668	7 138	18 900	9 272	9 272	9 974
SPAIN.....	1 008	512	512	539	25 058	11 910	11 989	12 701
ITALY.....	121 496	14 846	14 997	18 073	131 998	26 705	27 109	32 511
KOR REP.....	109 032	48 853	50 853	57 266	1 397 061	534 222	536 222	604 693
HG KONG.....	8 981 441	671 119	687 902	798 521	46 360 305	2 724 963	2 704 562	3 126 544
CHINA T.....	426 370	158 448	158 514	177 015	4 331 274	737 209	737 411	824 895
JAPAN.....	335 706	77 100	79 797	88 853	1 881 806	411 356	423 013	474 389
OTH CTY.....	22 656	4 368	4 368	5 068	76 165	21 686	21 558	23 564
TOTAL.....	10 902 516	1 144 536	1 167 979	1 313 819	56 877 168	5 233 199	5 226 994	5 884 364
8942625	METAL AND OTHER TOY ANIMATE OBJECTS NSPF, HAVING A SPRING MECHANISM (NO)							
MEXICO.....	-	-	-	-	11 946	21 634	21 634	21 634
W GERM.....	66	1 737	1 737	1 973	21 390	18 558	18 581	20 176
KOR REP.....	-	-	-	-	53 904	80 965	80 965	92 747
HG KONG.....	110 432	35 781	35 848	43 098	599 201	122 231	122 808	142 041
JAPAN.....	86 516	50 248	51 174	56 067	321 512	138 793	143 255	157 896
OTH CTY.....	-	-	-	-	18 414	10 307	10 307	11 339
TOTAL.....	197 014	87 766	88 759	101 138	1 026 367	392 488	397 550	445 833
8942630	TOY MUSICAL INSTRUMENTS							
ITALY.....	-	35 075	35 573	39 383	-	37 170	37 737	42 007
HG KONG.....	-	61 566	63 511	77 160	-	307 014	312 856	380 496
CHINA T.....	-	1 503	1 540	1 866	-	30 925	31 312	37 210
JAPAN.....	-	96 951	100 518	117 184	-	199 871	209 439	242 737
OTH CTY.....	-	3 960	3 960	4 577	-	8 883	8 978	11 460
TOTAL.....	-	199 055	205 102	240 170	-	583 863	600 322	713 910

Table 2. Schedule A Commodity by Country of Origin,
Customs Value, F.a.s. and C.i.f.—Continued

(For information on coverage, definitions of Customs, f.a.s., and c.i.f. values, see Explanation of Statistics. Shipments valued less than \$251 are shown only under Schedule A commodity number 990.0000 and excluded from all other commodities. OTH CTY represents total for countries averaging under \$1,000 per month based on Customs Value)

Country of origin	Schedule A commodity number, description and unit of quantity							
	Current month				Cumulative, January to date			
	Net quantity	Value (dollars)			Net quantity	Value (dollars)		
Customs		F.a.s.	C.i.f.	Customs		F.a.s.	C.i.f.	
8942635	TOYS NSPF, HAVING A SPRING MECHANISM							(NO)
SINGAPR.....	-	-	-	-	5 829	8 744	8 744	9 881
KOR REP.....	196 464	111 998	107 047	112 320	355 656	266 641	255 288	276 245
HG KONG.....	272 872	167 566	168 483	196 968	705 317	382 199	383 867	448 987
JAPAN.....	114 490	70 277	59 041	62 052	371 308	214 589	204 048	221 152
OTH CTY.....	2 667	1 715	1 722	2 197	23 112	10 948	10 953	12 154
TOTAL.....	586 493	351 556	336 293	373 537	1 461 222	883 121	862 900	968 419
8942640	TOYS, INFLATABLE, RUBBER OR PLASTIC, NSPF							
MEXICO.....	-	97 587	98 592	99 046	-	311 303	312 308	312 762
ITALY.....	-	8 423	8 423	10 395	-	9 561	9 561	11 621
BNGLDSH.....	-	-	-	-	-	7 960	7 960	7 985
KOR REP.....	-	9 190	9 190	9 620	-	27 687	27 687	28 991
HG KONG.....	-	495	495	578	-	81 941	77 798	86 333
CHINA T.....	-	119 201	119 434	132 664	-	615 390	617 859	679 229
JAPAN.....	-	-	-	-	-	14 176	16 760	18 955
OTH CTY.....	-	3 949	4 011	4 175	-	6 181	6 341	6 642
TOTAL.....	-	238 845	240 145	256 478	-	1 074 199	1 076 274	1 152 518
8942645	TOYS, RUBBER OR PLASTIC NSPF, NOT HAVING A SPRING MECHANISM, ETC							
CANADA.....	-	592	613	613	-	15 468	15 619	15 788
MEXICO.....	-	47 319	47 287	47 319	-	119 848	119 275	119 561
HAITI.....	-	8 167	8 167	8 709	-	53 082	42 744	48 216
BRAZIL.....	-	11 632	11 632	12 264	-	16 272	16 272	18 144
U KING.....	-	25 410	25 410	27 465	-	255 006	254 567	293 824
NETHLDs.....	-	4 015	4 015	4 308	-	8 427	8 427	9 419
FRANCE.....	-	8 736	8 795	9 229	-	24 379	24 505	28 107
W GERM.....	-	39 217	39 528	42 841	-	125 961	126 571	136 988
SPAIN.....	-	41 300	41 300	44 661	-	51 327	51 385	55 715
ITALY.....	-	18 948	19 084	21 245	-	97 025	96 598	107 195
ISRAEL.....	-	-	-	-	-	11 401	11 808	14 823
SINGAPR.....	-	19 219	19 219	22 740	-	89 304	90 135	102 533
KOR REP.....	-	36 161	36 045	42 279	-	190 655	188 993	222 104
HG KONG.....	-	2 150 816	2 181 778	2 594 604	-	9 880 579	9 982 274	11 931 062
CHINA T.....	-	147 263	148 119	171 344	-	720 046	722 968	841 652
JAPAN.....	-	139 033	140 941	156 894	-	911 726	918 517	1 021 112
AUSTRAL.....	-	14 565	14 565	17 174	-	104 080	104 080	113 350
N ZEAL.....	-	-	-	-	-	14 231	14 231	18 327
OTH CTY.....	-	1 191	1 191	1 262	-	4 944	4 944	5 556
TOTAL.....	-	2 713 584	2 747 689	3 224 951	-	12 693 761	12 793 913	15 103 476
8942650	TOYS HAVING A FRICTION OR WEIGHT OPERATED MOTOR, NSPF							(NO)
W GERM.....	-	-	-	-	18 113	16 508	16 508	17 898
KOR REP.....	-	-	-	-	10 800	5 544	5 544	6 297
HG KONG.....	1 274 164	595 918	592 914	658 906	3 878 775	1 914 066	1 872 844	2 062 362
CHINA T.....	1 296	3 673	3 750	4 077	15 984	6 148	6 339	6 853
JAPAN.....	362 406	77 209	78 837	85 844	1 043 808	249 438	258 108	283 178
TOTAL.....	1 637 866	676 800	675 501	748 827	4 967 480	2 191 704	2 159 343	2 376 588
8942655	TOYS HAVING AN ELECTRIC MOTOR, NSPF							(NO)
MEXICO.....	-	-	-	-	3 216	9 278	8 685	9 086
W GERM.....	-	-	-	-	903	16 729	16 729	17 786
ITALY.....	-	-	-	-	16 632	20 542	20 542	23 238
SINGAPR.....	4 902	5 392	5 392	5 392	4 902	5 392	5 392	5 392
HG KONG.....	129 938	145 380	146 386	168 058	646 795	602 363	606 071	700 587
CHINA T.....	-	-	-	-	8 727	15 069	15 228	18 135
JAPAN.....	93 588	86 705	87 341	97 504	159 531	215 893	217 302	246 079
OTH CTY.....	600	1 625	1 625	1 879	600	1 625	1 625	1 879
TOTAL.....	229 028	239 102	240 744	272 833	841 306	886 891	891 574	1 022 182
8942665	TOY ALPHABET AND BUILDING BLOCKS, TOY BOOKS, AND TOYS FOR PETS OF RUBBER OR PLASTIC							
CANADA.....	-	11 901	11 911	11 911	-	607 658	616 028	616 038
DENMARK.....	-	1 633 728	1 633 728	1 727 829	-	4 454 907	4 454 907	4 710 353
U KING.....	-	9 821	9 824	10 510	-	78 400	77 788	85 562
FRANCE.....	-	4 022	4 022	4 228	-	5 959	5 959	6 417
W GERM.....	-	2 977	2 977	3 236	-	147 730	147 900	158 811
E GERM.....	-	-	-	-	-	18 066	18 066	19 566
SPAIN.....	-	41 107	41 107	44 411	-	206 609	206 609	220 929
ITALY.....	-	-	-	-	-	14 705	14 705	17 389
KOR REP.....	-	11 592	11 592	13 364	-	39 690	39 690	46 826
HG KONG.....	-	69 450	70 478	83 122	-	287 420	288 422	338 799
CHINA T.....	-	20 457	20 520	22 919	-	145 744	146 321	168 154
JAPAN.....	-	13 294	13 529	14 756	-	149 535	153 615	171 385
OTH CTY.....	-	6 230	6 230	6 739	-	16 355	16 398	18 416
TOTAL.....	-	1 824 579	1 825 918	1 943 025	-	6 172 778	6 186 408	6 578 645
8942670	TOYS AND TOY PARTS NSPF							
CANADA.....	-	10 398	10 252	10 279	-	87 028	87 708	88 421
MEXICO.....	-	36 163	36 184	36 439	-	174 160	172 001	172 256
SALVADR.....	-	19 762	19 430	19 978	-	50 586	50 108	51 654
JAMAICA.....	-	-	-	-	-	11 425	11 336	12 412
HAITI.....	-	188 140	184 226	195 765	-	762 714	734 054	781 462
DOM REP.....	-	40 583	39 100	41 945	-	119 568	116 506	125 472

Table 2. Schedule A Commodity by Country of Origin, Customs Value, F.a.s. and C.i.f.—Continued

(For information on coverage, definitions of Customs, f.a.s., and c.i.f. values, see Explanation of Statistics. Shipments valued less than \$251 are shown only under Schedule A commodity number 990.0000 and excluded from all other commodities. OTH CTY represents total for countries averaging under \$1,000 per month based on Customs Value)

Country of origin	Schedule A commodity number, description and unit of quantity							
	Current month				Cumulative, January to date			
	Net quantity	Value (dollars)			Net quantity	Value (dollars)		
Customs		F.a.s.	C.i.f.	Customs		F.a.s.	C.i.f.	
BARBADO.....	-	-	-	-	-	10 558	10 558	11 614
COLOMB.....	-	-	-	-	-	24 256	24 256	25 137
BOLIVIA.....	-	6 647	6 647	6 974	-	6 647	6 647	6 974
SWEDEN.....	-	34 101	34 373	37 205	-	144 072	144 039	159 318
NORWAY.....	-	-	-	-	-	15 359	15 359	17 140
DENMARK.....	-	1 809	1 809	2 019	-	26 451	26 069	28 006
U KING.....	-	205 864	205 852	218 827	-	1 000 416	998 146	1 061 091
NETHLD.....	-	8 799	8 799	9 494	-	32 003	32 074	35 184
FRANCE.....	-	8 816	8 816	9 202	-	39 712	39 736	43 669
W GERM.....	-	76 194	76 237	82 726	-	276 775	277 204	299 520
E GERM.....	-	5 204	5 204	5 665	-	22 465	22 308	24 901
AUSTRIA.....	-	8 812	8 865	9 227	-	35 155	35 383	37 127
SWITZLD.....	-	5 890	5 890	6 230	-	13 752	13 752	14 410
POLAND.....	-	3 931	3 931	4 050	-	10 472	10 473	11 323
SPAIN.....	-	36 814	36 814	40 214	-	132 530	131 786	141 779
PORTUGL.....	-	3 991	3 991	4 243	-	10 696	10 696	11 615
ITALY.....	-	488 262	467 575	499 561	-	882 617	861 845	932 374
YUGOSLV.....	-	45 766	45 766	50 490	-	56 620	56 307	62 024
INDIA.....	-	-	-	-	-	15 108	15 090	22 896
MALAYSA.....	-	8 878	8 878	9 530	-	89 205	89 205	95 802
SINGAPR.....	-	14 309	14 389	15 224	-	126 070	117 411	122 162
PHIL R.....	-	-	-	-	-	23 469	23 469	27 826
CHINA M.....	-	-	-	-	-	11 212	11 676	13 551
KOR REP.....	-	310 779	309 116	339 905	-	1 213 273	1 215 057	1 330 363
HG KONG.....	-	1 160 804	1 174 052	1 363 378	-	3 878 251	3 867 208	4 505 793
CHINA T.....	-	363 691	365 594	424 481	-	1 498 526	1 502 042	1 723 234
JAPAN.....	-	719 555	636 668	712 384	-	1 989 784	1 926 043	2 131 202
OTH CTY.....	-	7 577	8 174	9 537	-	26 658	27 388	33 168
TOTAL.....	-	3 821 539	3 726 632	4 164 972	-	12 817 593	12 682 934	14 160 900
8943510	RIFLES, INCLUDING MILITARY, NEW OR USED							(NC)
CANADA.....	655	36 709	36 709	36 826	2 125	113 362	113 653	113 780
BRAZIL.....	840	20 958	20 958	22 009	7 860	153 292	153 629	159 026
SWEDEN.....	-	-	-	-	716	88 947	88 947	92 898
FINLAND.....	1 245	151 946	151 946	154 758	4 811	561 385	542 539	563 525
U KING.....	1 437	147 439	147 439	150 329	2 593	256 982	256 982	263 131
BELGIUM.....	1 491	315 123	315 123	316 894	3 117	693 156	693 166	697 377
W GERM.....	308	54 781	54 781	55 591	3 622	557 529	557 529	567 962
AUSTRIA.....	1	1 445	1 445	1 471	109	31 619	31 645	33 036
SWITZLD.....	21	6 749	6 749	7 044	173	43 002	43 002	44 026
SPAIN.....	200	11 000	11 000	13 351	252	13 638	13 638	16 234
ITALY.....	-	-	-	-	325	26 586	26 586	30 183
PHIL R.....	696	22 020	22 020	22 950	1 021	30 251	30 251	31 407
KOR REP.....	2	270	270	320	806	33 778	33 778	34 848
HG KONG.....	-	-	-	-	104	17 043	17 043	17 383
JAPAN.....	4 146	397 298	397 298	400 957	28 520	2 562 823	2 555 783	2 584 378
OTH CTY.....	1	346	346	367	1	346	346	367
TOTAL.....	11 043	1 166 084	1 166 084	1 182 867	56 155	5 185 739	5 160 517	5 249 491
8943520	SHOTGUNS AND SHOTGUN-RIFLE COMBINATIONS							(NC)
CANADA.....	4 615	131 417	131 104	131 816	27 665	771 876	776 942	774 490
BRAZIL.....	12 824	282 430	282 430	310 832	26 292	642 782	642 782	702 402
FINLAND.....	482	57 578	57 578	58 566	2 866	329 183	329 183	336 260
U KING.....	5	14 070	14 070	14 432	19	53 793	53 793	54 733
BELGIUM.....	42	98 548	98 548	99 095	116	172 680	172 680	174 703
FRANCE.....	47	9 347	9 347	10 100	90	18 042	18 042	19 278
W GERM.....	49	33 320	33 320	33 541	205	138 691	138 698	141 068
AUSTRIA.....	3	4 537	4 537	4 718	9	16 906	16 906	17 357
USSR.....	2 000	72 214	72 214	76 000	2 000	72 214	72 214	76 000
SPAIN.....	1 202	107 791	107 507	111 109	7 358	646 826	643 159	666 963
ITALY.....	1 029	241 889	241 889	246 110	9 264	1 644 132	1 643 166	1 679 451
PHIL R.....	36	1 728	1 728	1 805	111	5 328	5 328	5 504
JAPAN.....	3 915	667 239	657 737	671 016	30 469	4 626 782	4 604 814	4 667 266
DAHOMY.....	20	7 002	7 002	7 256	20	7 002	7 002	7 256
OTH CTY.....	-	-	-	-	6	3 315	3 315	3 574
TOTAL.....	26 269	1 729 110	1 719 011	1 776 396	106 490	9 149 552	9 128 044	9 326 305
8943540	FIREARMS, NSPF INCLUDING FLARE & HARPOON GUNS ETC, AND PARTS THEREOF							
MEXICO.....	-	-	-	-	-	25 170	25 170	25 170
DENMARK.....	-	-	-	-	-	15 000	15 000	15 029
U KING.....	-	64 257	64 344	66 260	-	242 457	242 544	250 971
BELGIUM.....	-	1 711	1 711	1 911	-	268 719	268 733	286 630
FRANCE.....	-	-	-	-	-	30 150	30 150	32 961
W GERM.....	-	37 722	37 722	38 375	-	161 156	161 252	164 124
AUSTRIA.....	-	5 018	5 018	5 522	-	5 018	5 018	5 522
SPAIN.....	-	131 132	131 132	140 100	-	779 089	779 239	827 643
ITALY.....	-	247 399	247 399	262 663	-	1 245 017	1 239 361	1 307 813
INDIA.....	-	8 540	8 502	8 835	-	11 802	11 764	12 233
KOR REP.....	-	4 320	4 320	4 456	-	79 246	79 246	83 084
CHINA T.....	-	3 400	3 400	3 477	-	7 100	7 100	7 239
JAPAN.....	-	24 468	24 468	25 615	-	558 579	558 579	587 273
OTH CTY.....	-	2 892	3 060	3 370	-	11 939	11 880	13 093
TOTAL.....	-	530 859	531 076	560 584	-	3 440 442	3 435 036	3 618 785
8943550	ARMS OTHER THAN SIDE AND FIREARMS, AND PARTS							
MEXICO.....	-	779	779	779	-	5 666	5 666	5 666

Table 2. Schedule A Commodity by Country of Origin,
Customs Value, F.a.s. and C.i.f.—Continued

(For information on coverage, definitions of Customs, f.a.s., and c.i.f. values, see Explanation of Statistics. Shipments valued less than \$251 are shown only under Schedule A commodity number 990.0000 and excluded from all other commodities. OTH CTY represents total for countries averaging under \$1,000 per month based on Customs Value)

Country of origin	Schedule A commodity number, description and unit of quantity							
	Current month				Cumulative, January to date			
	Net quantity	Value (dollars)			Net quantity	Value (dollars)		
Customs		F.a.s.	C.i.f.	Customs		F.a.s.	C.i.f.	
U KING.....	-	28 496	28 496	30 342	-	84 159	84 159	90 072
FRANCE.....	-	21 853	21 853	23 332	-	104 061	104 061	111 504
W GERM.....	-	19 875	20 097	21 009	-	70 752	70 952	74 544
SPAIN.....	-	13 036	13 066	14 721	-	59 638	59 649	66 709
ITALY.....	-	2 463	2 463	2 663	-	25 488	25 488	27 311
JAPAN.....	-	-	-	-	-	16 728	16 728	17 615
OTH CTY.....	-	-	-	-	-	5 555	5 621	5 844
TOTAL.....	-	86 502	86 754	92 846	-	372 025	372 324	399 265
8943570	GUNSTOCKS, GUNBARRELS AND PARTS FOR GUNS NSPF							
CANADA.....	-	69 759	69 850	69 849	-	367 527	367 448	368 258
FINLAND.....	-	37 049	37 049	37 524	-	247 859	247 859	256 491
BELGIUM.....	-	487 573	487 573	492 488	-	1 615 379	1 615 379	1 628 650
W GERM.....	-	31 934	31 934	32 694	-	337 997	337 662	345 559
AUSTRIA.....	-	-	-	-	-	6 624	6 624	6 888
SPAIN.....	-	-	-	-	-	8 365	8 367	8 604
PORTUGL.....	-	355 104	355 104	360 992	-	1 517 966	1 517 966	1 551 363
ITALY.....	-	95 844	95 844	99 509	-	486 200	491 200	510 276
YUGOSLV.....	-	-	-	-	-	141 793	141 793	143 327
KOR REP.....	-	74 673	74 673	75 966	-	533 540	533 540	543 292
JAPAN.....	-	169 885	169 950	173 313	-	1 027 862	1 027 756	1 047 775
OTH CTY.....	-	5 826	5 826	6 213	-	13 787	13 785	15 236
TOTAL.....	-	1 327 647	1 327 803	1 348 548	-	6 304 899	6 309 379	6 425 719
8944110	SNELLED FISHHOOKS							
MEXICO.....	-	32 077	30 400	32 077	-	219 578	208 148	219 503
HAITI.....	-	-	-	-	-	5 677	5 677	6 066
NORWAY.....	-	5 617	5 617	6 032	-	6 082	6 132	6 547
SINGAPR.....	-	8 053	8 053	8 800	-	40 201	40 201	43 557
KOR REP.....	-	11 872	11 872	13 307	-	129 486	129 489	145 258
CHINA T.....	-	30 168	27 433	29 292	-	198 365	195 282	216 868
JAPAN.....	-	3 906	3 912	3 977	-	118 926	120 534	128 183
OTH CTY.....	-	3 971	3 993	4 129	-	8 337	8 210	8 831
TOTAL.....	-	95 664	91 280	97 614	-	726 652	713 673	774 813
8944120	FISHHOOKS NSPF							
NORWAY.....	-	411 347	416 002	421 396	-	1 688 623	1 694 718	1 722 136
DENMARK.....	-	6 953	6 977	7 497	-	10 270	10 312	11 099
U KING.....	-	17 003	17 003	17 218	-	60 648	60 648	62 287
FRANCE.....	-	-	-	-	-	15 492	15 492	15 652
KOR REP.....	-	2 710	2 710	2 959	-	22 560	22 561	24 795
HG KONG.....	-	-	-	-	-	6 545	6 875	7 386
CHINA T.....	-	24 071	24 071	25 043	-	124 899	124 883	131 634
JAPAN.....	-	22 185	22 433	23 849	-	245 871	247 497	263 159
OTH CTY.....	-	-	-	-	-	3 485	3 485	3 762
TOTAL.....	-	484 269	489 196	497 962	-	2 178 393	2 186 471	2 241 910
8944130	ARTIFICIAL BAIT AND FLIES (DOZ)							
CANADA.....	431	5 558	5 573	5 587	8 323	60 107	60 086	60 225
MEXICO.....	26 086	18 190	18 006	18 190	115 684	87 851	87 068	88 244
GUATMAL.....	7 711	17 759	17 761	18 129	33 240	64 459	64 546	65 026
SALVADR.....	6 099	15 417	13 443	15 951	6 099	15 417	13 443	15 951
HAITI.....	15 301	7 204	5 883	6 070	62 776	29 554	28 233	29 008
SWEDEN.....	29	440	440	484	48 365	193 846	193 846	197 194
FINLAND.....	7 393	57 704	57 704	58 600	63 136	488 617	488 617	496 517
U KING.....	180	410	410	410	1 997	6 240	6 240	6 368
FRANCE.....	-	-	-	-	45 107	156 476	156 765	159 892
ITALY.....	-	-	-	-	29 958	53 106	53 106	55 126
KOR REP.....	6 400	3 366	3 366	3 844	23 518	11 102	11 102	12 195
HG KONG.....	7 738	9 318	9 318	9 965	120 459	131 251	132 282	139 288
CHINA T.....	63 033	56 184	56 184	58 189	510 975	388 964	389 348	404 298
JAPAN.....	91 201	93 528	94 151	97 671	435 820	479 695	482 038	506 913
OTH CTY.....	1 913	1 629	1 629	1 895	6 471	7 835	7 835	8 528
TOTAL.....	233 515	286 707	283 868	294 985	1 511 928	2 174 520	2 174 555	2 244 793
8944140	FISHING RODS AND PARTS							
CANADA.....	-	-	-	-	-	6 638	6 676	7 504
JAMAICA.....	-	646	646	665	-	360 576	360 423	366 755
HAITI.....	-	21 635	21 635	21 974	-	140 856	140 252	142 331
U KING.....	-	8 237	8 237	8 542	-	41 720	41 720	42 528
W GERM.....	-	-	-	-	-	41 407	41 053	41 302
PORTUGL.....	-	104 644	104 644	108 257	-	565 852	564 383	587 505
KOR REP.....	-	143 777	143 908	150 993	-	1 089 468	1 089 919	1 142 177
CHINA T.....	-	38 509	38 509	40 418	-	1 283 156	1 293 307	1 356 106
JAPAN.....	-	327 274	327 610	341 870	-	3 158 717	3 168 790	3 310 939
OTH CTY.....	-	3 461	3 461	4 116	-	12 009	11 119	12 686
TOTAL.....	-	648 183	648 650	676 835	-	6 700 399	6 717 642	7 009 833
8944150	FISHING REELS (NO)							
SWEDEN.....	24 572	297 594	297 594	311 155	244 965	3 189 204	3 189 204	3 241 787
U KING.....	765	8 373	8 387	8 712	9 246	117 665	117 635	120 008
FRANCE.....	660	3 498	3 498	3 847	493 674	3 669 099	3 669 227	3 777 853
W GERM.....	7 558	87 046	87 046	89 175	130 584	1 407 012	1 407 094	1 445 884
ITALY.....	530	7 465	7 465	7 942	1 528	25 072	25 072	26 716

Table 2. Schedule A Commodity by Country of Origin,
Customs Value, F.a.s. and C.i.f.—Continued

(For information on coverage, definitions of Customs, f.a.s., and c.i.f. values, see Explanation of Statistics. Shipments valued less than \$251 are shown only under Schedule A commodity number 990.0000 and excluded from all other commodities. OTH CTY represents total for countries averaging under \$1,000 per month based on Customs Value)

Country of origin	Schedule A commodity number, description and unit of quantity							
	Current month				Cumulative, January to date			
	Net quantity	Value (dollars)			Net quantity	Value (dollars)		
Customs		F.a.s.	C.i.f.	Customs		F.a.s.	C.i.f.	
KOR REP.....	46 500	85 120	85 120	90 569	257 286	417 162	417 553	448 148
HG KONG.....	94 030	156 360	156 360	166 326	386 097	597 121	597 876	634 766
CHINA T.....	40 402	68 725	68 725	75 270	190 788	424 478	422 479	447 402
JAPAN.....	188 782	600 546	602 815	629 637	1 507 974	5 033 857	5 057 803	5 297 276
OTH CTY.....	-	-	-	-	6	303	308	308
TOTAL.....	403 799	1 314 727	1 317 010	1 382 633	3 222 148	14 880 973	14 904 251	15 440 150
8944160	FISHING TACKLE AND PARTS INCLUDING NETS, FISHING CASTS OR LEADERS ETC							
CANADA.....	-	26 229	26 143	26 175	-	77 343	76 914	77 112
MEXICO.....	-	11 334	11 334	11 334	-	31 103	31 329	31 329
SALVADR.....	-	18 356	18 356	18 356	-	156 913	156 914	161 336
BRAZIL.....	-	-	-	-	-	6 165	6 165	6 621
SWEDEN.....	-	39 819	39 819	41 414	-	390 892	390 882	396 055
NORWAY.....	-	-	-	-	-	11 907	11 907	12 311
FINLAND.....	-	-	-	-	-	6 018	5 018	6 400
U KING.....	-	4 718	4 718	4 958	-	39 697	39 698	41 101
FRANCE.....	-	17 160	17 160	18 641	-	438 313	438 992	449 408
W GERM.....	-	33 833	33 833	35 198	-	204 641	204 508	214 283
PORTUGL.....	-	4 548	4 548	4 756	-	84 022	83 010	84 996
PAKISTN.....	-	2 811	2 811	2 966	-	10 588	10 588	11 852
KOR REP.....	-	38 408	38 408	40 302	-	413 703	415 597	434 492
HG KONG.....	-	16 843	21 258	23 607	-	273 314	282 139	316 181
CHINA T.....	-	59 993	60 277	64 979	-	1 488 603	1 494 461	1 608 887
JAPAN.....	-	212 154	212 364	225 864	-	2 323 665	2 336 685	2 478 911
AUSTRAL.....	-	-	-	-	-	12 879	12 879	14 976
OTH CTY.....	-	5 767	5 767	6 034	-	13 770	13 770	14 612
TOTAL.....	-	491 973	496 796	525 155	-	5 983 536	6 012 456	6 360 863
8944305	BADMINTON EQUIPMENT AND PARTS							
U KING.....	-	51 329	51 329	56 650	-	135 288	135 288	154 125
PAKISTN.....	-	-	-	-	-	5 595	5 595	6 353
CHINA M.....	-	-	-	-	-	5 039	5 039	5 511
HG KONG.....	-	4 057	4 234	5 170	-	85 315	85 907	107 379
CHINA T.....	-	210 683	211 324	258 487	-	2 108 744	2 120 099	2 630 160
JAPAN.....	-	30 907	31 586	34 440	-	198 556	203 866	222 741
OTH CTY.....	-	1 520	1 520	1 630	-	2 929	2 929	3 311
TOTAL.....	-	298 496	299 993	356 377	-	2 541 466	2 558 743	3 129 580
8944310	BASEBALLS AND SOFTBALLS (NO)							
JAMAICA.....	100 188	41 951	41 950	43 693	1 016 256	435 956	435 939	449 547
HAITI.....	1 366 277	1 071 870	1 046 644	1 088 246	8 973 044	6 849 403	6 700 944	6 972 577
LW WW I.....	-	-	-	-	-	88 056	45 732	46 990
VENEZ.....	-	-	-	-	-	30 912	24 547	25 023
KOR REP.....	-	-	-	-	-	22 696	69 400	76 573
HG KONG.....	-	-	-	-	-	30 552	5 308	6 066
CHINA T.....	82 544	26 122	26 140	29 243	621 092	208 425	209 394	229 925
JAPAN.....	13 200	12 984	12 984	13 579	311 272	117 839	118 191	126 751
OTH CTY.....	-	-	-	-	-	864	330	361
TOTAL.....	1 562 209	1 152 927	1 127 718	1 174 761	11 094 744	7 756 965	7 609 730	7 933 813
8944315	GOLF EQUIPMENT AND PARTS							
CANADA.....	-	19 913	19 928	19 970	-	123 679	122 564	122 814
MEXICO.....	-	241 437	241 437	241 437	-	1 172 330	1 172 340	1 172 310
U KING.....	-	108 347	108 347	117 483	-	659 660	659 786	702 351
SPAIN.....	-	384 724	384 724	396 923	-	1 522 663	1 522 663	1 563 021
PORTUGL.....	-	13 799	13 799	14 311	-	166 153	166 153	170 510
ITALY.....	-	79 994	79 568	81 526	-	617 111	616 665	632 095
PHIL R.....	-	208 989	179 146	216 465	-	1 125 020	948 007	1 170 115
KOR REP.....	-	194 499	194 499	218 302	-	755 499	756 175	840 718
HG KONG.....	-	11 196	10 994	13 508	-	69 132	70 247	79 133
CHINA T.....	-	34 682	34 682	37 194	-	369 577	370 159	382 852
JAPAN.....	-	545 898	545 898	565 270	-	2 783 618	2 788 434	2 907 642
AUSTRAL.....	-	-	-	-	-	10 658	10 658	13 242
CNRY I.....	-	-	-	-	-	6 493	6 493	6 943
OTH CTY.....	-	606	606	635	-	1 752	1 752	1 840
TOTAL.....	-	1 844 084	1 813 628	1 923 024	-	9 383 345	9 212 116	9 765 586
8944320	HOCKEY EQUIPMENT AND PARTS OF, FOR FIELD AND ICE HOCKEY, EXCEPT SKATES							
CANADA.....	-	631 222	566 820	634 885	-	2 062 593	1 918 266	2 061 579
JAMAICA.....	-	-	-	-	-	7 321	7 321	7 825
BARBADO.....	-	28 571	29 054	30 032	-	78 550	79 999	82 694
SWEDEN.....	-	27 552	26 938	31 076	-	81 412	80 796	88 973
FINLAND.....	-	76 233	70 759	72 120	-	642 106	613 645	648 994
U KING.....	-	24 388	24 446	25 457	-	174 900	176 370	183 830
CZECHO.....	-	5 978	5 970	6 773	-	26 145	26 385	29 336
INDIA.....	-	11 295	11 314	15 566	-	39 830	39 849	50 665
PAKISTN.....	-	6 138	6 138	6 729	-	12 963	12 963	14 247
KOR REP.....	-	13 546	13 546	15 201	-	36 430	36 722	42 163
HG KONG.....	-	-	-	-	-	18 601	18 601	21 274
CHINA T.....	-	101 621	105 641	118 463	-	208 743	212 977	235 531
OTH CTY.....	-	-	-	-	-	8 763	8 765	9 525
TOTAL.....	-	926 544	860 626	956 302	-	3 398 357	3 232 659	3 476 636

Table 2. Schedule A Commodity by Country of Origin,
Customs Value, F.a.s. and C.i.f.—Continued

(For information on coverage, definitions of Customs, f.a.s., and c.i.f. values, see Explanation of Statistics. Shipments valued less than \$251 are shown only under Schedule A commodity number 990.0000 and excluded from all other commodities. OTH CTY represents total for countries averaging under \$1,000 per month based on Customs Value)

Country of origin	Schedule A commodity number, description and unit of quantity							
	Current month				Cumulative, January to date			
	Net quantity	Value (dollars)			Net quantity	Value (dollars)		
Customs		F.a.s.	C.i.f.	Customs		F.a.s.	C.i.f.	
8944325	LAWN TENNIS RACKETS, STRUNG OR NOT							(NO)
U KING.....	13 237	88 672	78 175	96 973	111 789	841 113	749 631	879 908
NETHLDs.....	-	-	-	-	786	6 497	6 497	6 750
BELGIUM.....	90 009	714 754	714 754	758 691	700 548	5 114 882	5 114 875	5 420 502
FRANCE.....	10	286	286	294	4 928	56 196	56 196	58 704
W GERM.....	150	5 755	5 755	5 954	186	6 947	6 947	7 276
AUSTRIA.....	944	26 306	26 306	27 081	5 700	130 136	130 136	135 005
ITALY.....	8 381	118 889	118 889	126 241	22 217	258 341	258 342	273 355
INDIA.....	120	342	342	387	15 720	57 027	56 090	63 070
PAKISTAN.....	115 324	136 769	135 962	159 715	904 121	1 168 411	1 175 360	1 356 138
CHINA M.....	-	-	-	-	2 000	6 051	6 051	6 609
KOR REP.....	-	-	-	-	43 575	200 094	200 094	217 076
HG KONG.....	-	-	-	-	1 496	6 871	6 929	7 485
CHINA T.....	399 746	1 282 024	1 282 177	1 354 633	2 225 832	7 148 884	7 187 008	7 603 150
JAPAN.....	36 687	323 104	323 144	338 578	253 905	1 983 126	1 981 538	2 084 116
AUSTRAL.....	3 616	51 555	51 555	53 434	10 752	151 689	151 689	156 949
OTH CTY.....	32	320	328	328	186	2 850	2 872	2 872
TOTAL.....	668 256	2 748 776	2 737 673	2 922 309	4 303 741	17 139 115	17 090 255	18 278 965
8944330	LAWN TENNIS EQUIPMENT AND PARTS, NES							
CANADA.....	-	43 335	43 373	43 373	-	213 432	215 101	215 531
SWEDEN.....	-	23 946	23 946	25 325	-	181 017	174 440	189 148
U KING.....	-	216 554	211 703	211 251	-	2 673 929	2 560 796	2 778 865
IRELAND.....	-	214 164	213 833	227 546	-	540 138	539 807	574 470
BELGIUM.....	-	-	-	-	-	6 085	6 085	6 362
FRANCE.....	-	103 764	103 764	105 695	-	609 378	609 378	619 295
W GERM.....	-	49 145	49 145	50 119	-	232 585	232 585	236 911
SPAIN.....	-	17 526	17 526	19 070	-	132 085	132 085	142 055
PAKISTAN.....	-	4 354	4 354	4 954	-	48 809	48 824	53 737
PHIL R.....	-	3 438	2 950	3 555	-	29 877	28 502	34 770
KOR REP.....	-	113 238	113 238	122 850	-	484 514	482 327	527 094
HG KONG.....	-	19 253	29 253	30 287	-	83 466	93 531	98 557
CHINA T.....	-	61 217	61 267	73 252	-	478 581	478 575	586 339
JAPAN.....	-	68 937	69 147	73 006	-	568 121	568 203	599 962
AUSTRAL.....	-	123 522	121 033	129 291	-	287 799	285 607	302 729
REP SAF.....	-	-	-	-	-	106 648	85 788	96 924
OTH CTY.....	-	1 791	1 791	2 027	-	6 684	6 684	7 539
TOTAL.....	-	1 064 184	1 066 323	1 121 601	-	6 683 148	6 548 218	7 070 288
8944335	ICE-SKATES, HAVING FOOTWEAR ATTACHED							(PR)
CANADA.....	2 712	112 532	107 898	114 339	30 699	944 315	922 078	954 142
FRANCE.....	-	-	-	-	276	5 462	5 462	5 978
KOR REP.....	-	-	-	-	66 347	119 966	120 617	133 063
JAPAN.....	2 253	6 489	6 489	6 489	2 253	6 489	6 489	6 489
OTH CTY.....	-	-	-	-	133	2 924	2 933	3 375
TOTAL.....	4 965	119 021	114 387	120 828	99 708	1 079 156	1 057 579	1 103 047
8944340	ICE-SKATES, WITHOUT ATTACHED FOOTWEAR							(PR)
CANADA.....	-	-	-	-	2 572	10 100	10 100	10 334
U KING.....	8 797	29 892	29 882	30 469	28 351	138 248	138 705	141 259
JAPAN.....	-	-	-	-	179 294	268 646	279 225	295 355
TOTAL.....	8 797	29 892	29 882	30 469	210 217	416 994	428 030	446 948
8944345	ICE-SKATE PARTS, INCLUDING BLADES							
CANADA.....	-	42 876	43 321	43 321	-	828 815	833 062	833 076
U KING.....	-	25 015	25 015	25 570	-	64 134	64 134	65 871
JAPAN.....	-	-	-	-	-	155 274	155 668	166 167
TOTAL.....	-	67 891	68 336	68 891	-	1 048 223	1 052 864	1 065 114
8944352	TOBOGGANS							(NO)
OTH CTY.....	-	-	-	-	101	737	807	807
TOTAL.....	-	-	-	-	101	737	807	807
8944357	SKIS AND SNOWSHOES							(PR)
CANADA.....	66	4 014	3 528	4 108	1 598	24 489	23 391	24 267
SWEDEN.....	361	1 349	1 350	1 550	1 230	13 956	13 957	16 710
NORWAY.....	15	359	359	558	20 021	474 552	474 912	496 458
FINLAND.....	94	2 627	2 627	3 044	3 277	83 834	83 851	92 632
FRANCE.....	16 351	990 630	990 630	1 000 729	25 342	1 537 875	1 534 575	1 579 994
W GERM.....	30	1 098	1 098	1 277	1 719	59 522	59 168	65 220
AUSTRIA.....	9 494	356 611	356 611	361 714	22 540	729 840	729 225	761 585
SWITZLD.....	-	-	-	-	568	43 891	43 891	46 861
SPAIN.....	290	9 307	9 307	9 562	358	11 339	11 339	12 222
ITALY.....	104	7 046	7 046	8 170	775	41 635	41 635	47 722
YUGOSLV.....	-	-	-	-	4 668	127 889	132 546	140 325
JAPAN.....	-	-	-	-	841	33 780	32 720	35 569
TOTAL.....	26 805	1 373 041	1 372 556	1 390 712	82 937	3 182 602	3 181 210	3 319 565
8944360	SNOW SPORTING EQUIPMENT AND PARTS, NSFP							
CANADA.....	-	1 363	1 383	1 383	-	6 086	6 201	6 211
SWEDEN.....	-	16 628	16 696	17 003	-	30 301	30 369	34 270
NORWAY.....	-	-	-	-	-	41 239	39 293	42 154

Table 2. Schedule A Commodity by Country of Origin,
Customs Value, F.a.s. and C.i.f.—Continued

(For information on coverage, definitions of Customs, f.a.s., and c.i.f. values, see Explanation of Statistics. Shipments valued less than \$251 are shown only under Schedule A commodity number 990.0000 and excluded from all other commodities. OTH CTY represents total for countries averaging under \$1,000 per month based on Customs Value)

Country of origin	Schedule A commodity number, description and unit of quantity							
	Current month			Cumulative, January to date				
	Net quantity	Value (dollars)			Net quantity	Value (dollars)		
Customs		F.a.s.	C.i.f.	Customs		F.a.s.	C.i.f.	
FINLAND.....	-	-	-	-	-	13 167	13 167	15 102
FRANCE.....	-	630 297	608 792	641 937	-	1 218 044	1 153 389	1 238 354
W GERM.....	-	7 409	7 409	7 786	-	294 089	293 155	303 651
AUSTRIA.....	-	-	-	-	-	185 136	194 441	199 843
SWITZLD.....	-	-	-	-	-	17 967	17 967	19 729
ITALY.....	-	-	-	-	-	22 132	22 171	25 783
PHIL R.....	-	16 452	14 882	17 513	-	145 793	140 951	161 993
KOR REP.....	-	60 123	60 123	65 847	-	140 736	140 736	154 411
HG KONG.....	-	57 950	57 950	59 937	-	205 668	205 957	219 767
CHINA T.....	-	23 916	23 916	26 884	-	109 838	109 838	120 051
JAPAN.....	-	396 831	400 392	427 209	-	613 063	616 506	659 066
OTH CTY.....	-	-	-	-	-	2 445	2 445	3 213
TOTAL.....	-	1 210 969	1 191 543	1 265 499	-	3 045 704	2 986 566	3 203 598
8944365 BALLS FOR GAMES OR SPORTS NSPF								
CANADA.....	-	637	647	692	-	8 512	8 875	8 920
MEXICO.....	-	2 357	2 414	2 414	-	193 314	188 907	189 715
BRAZIL.....	-	13 263	13 258	14 632	-	65 619	65 614	70 780
DENMARK.....	-	12 255	11 566	12 376	-	127 597	126 908	133 353
U KING.....	-	3 846	3 846	4 049	-	17 661	17 662	18 771
FRANCE.....	-	15 350	15 350	16 135	-	89 820	89 820	94 390
W GERM.....	-	7 703	7 703	7 878	-	30 922	30 953	32 223
SPAIN.....	-	-	-	-	-	15 882	15 882	17 290
ITALY.....	-	-	-	-	-	123 127	123 123	132 505
INDIA.....	-	2 593	2 593	2 851	-	56 484	56 489	65 673
PAKISTN.....	-	2 570	2 570	2 857	-	68 082	68 082	74 986
CHINA M.....	-	-	-	-	-	5 039	5 066	5 315
KOR REP.....	-	9 006	9 016	10 170	-	85 350	85 360	101 553
HG KONG.....	-	10 890	10 932	11 421	-	49 226	49 594	55 128
CHINA T.....	-	98 096	98 239	107 411	-	666 194	671 039	729 598
JAPAN.....	-	258 217	258 572	293 371	-	1 013 094	1 017 066	1 122 809
AUSTRAL.....	-	-	-	-	-	15 835	15 835	16 752
N ZEAL.....	-	12 884	12 884	13 309	-	13 657	13 657	14 099
OTH CTY.....	-	7 570	7 570	8 756	-	8 680	8 680	10 050
TOTAL.....	-	457 237	457 160	508 322	-	2 654 095	2 658 612	2 893 910
8944370 SPORTING GOODS ETC, PLAYGROUND ETC EQUIPMENT AND PARTS, NSPF								
CANADA.....	-	150 637	148 859	150 076	-	615 153	614 638	618 736
MEXICO.....	-	96 135	96 135	96 141	-	300 136	300 136	300 277
HAITI.....	-	-	-	-	-	51 107	51 106	53 245
BRAZIL.....	-	6 390	6 390	6 870	-	22 985	22 985	26 816
SWEDEN.....	-	22 976	23 066	24 680	-	81 224	81 324	88 389
NORWAY.....	-	1 254	1 272	1 272	-	12 784	12 802	13 394
FINLAND.....	-	15 677	15 957	17 976	-	134 206	135 186	151 948
DENMARK.....	-	-	-	-	-	10 274	10 274	12 565
U KING.....	-	111 301	111 659	121 610	-	416 702	411 796	455 268
IRELAND.....	-	-	-	-	-	23 387	23 387	29 650
NETHLDs.....	-	19 110	19 110	21 021	-	106 875	106 769	119 337
FRANCE.....	-	51 421	51 443	55 720	-	244 858	244 915	264 685
W GERM.....	-	111 738	112 132	117 676	-	399 038	399 563	428 242
AUSTRIA.....	-	11 780	11 780	12 015	-	42 370	42 370	43 560
SWITZLD.....	-	3 074	3 074	3 942	-	16 257	16 257	18 044
POLAND.....	-	1 540	1 540	1 655	-	9 312	9 312	10 909
SPAIN.....	-	573	573	589	-	120 817	120 817	134 593
ITALY.....	-	127 814	127 585	156 889	-	806 008	804 289	895 601
ISRAEL.....	-	1 391	1 391	1 539	-	17 467	17 529	19 670
INDIA.....	-	21 998	21 998	26 085	-	85 716	85 716	100 289
PAKISTN.....	-	32 638	32 638	35 330	-	202 019	202 207	223 160
MALAYSA.....	-	-	-	-	-	10 106	10 105	12 360
SINGAPR.....	-	9 634	9 634	11 254	-	40 897	40 592	50 516
KOR REP.....	-	26 240	26 720	28 809	-	139 524	140 012	156 912
HG KONG.....	-	143 144	145 740	166 831	-	653 483	663 473	770 384
CHINA T.....	-	124 825	125 839	149 736	-	686 940	689 289	772 787
JAPAN.....	-	259 272	262 082	310 825	-	1 708 939	1 729 206	1 963 927
AUSTRAL.....	-	4 569	4 569	5 062	-	21 569	21 569	25 071
OTH CTY.....	-	572	572	1 006	-	16 630	16 630	19 133
TOTAL.....	-	1 355 703	1 361 758	1 524 609	-	6 996 612	7 024 254	7 779 488
8951000 STAPLES IN STRIP FORM (LB)								
CANADA.....	18 303	9 368	9 782	9 782	123 770	58 827	60 929	60 929
COLOMB.....	11 429	8 050	8 050	8 640	11 429	8 050	8 050	8 640
SWEDEN.....	255 361	89 922	88 706	98 458	1 242 538	527 423	526 088	575 910
U KING.....	4 409	1 400	1 400	1 666	81 831	37 574	37 584	41 859
NETHLDs.....	30 953	21 878	21 878	23 180	94 185	67 558	64 719	72 542
BELGIUM.....	-	-	-	-	539 130	174 876	174 876	188 651
FRANCE.....	139 147	66 214	66 214	72 906	1 226 850	395 946	395 946	430 614
W GERM.....	219 389	115 677	115 717	123 921	1 560 661	913 564	913 433	971 529
AUSTRIA.....	10 679	5 971	5 971	6 865	178 553	133 493	133 493	142 208
ITALY.....	41 896	60 300	60 300	63 539	260 549	255 751	255 751	270 030
ISRAEL.....	-	-	-	-	27 991	15 720	15 720	17 633
HG KONG.....	835	1 164	1 216	1 421	16 284	14 681	14 791	16 073
JAPAN.....	46 525	13 605	12 562	15 567	239 535	87 395	88 067	97 776
OTH CTY.....	-	-	-	-	518	310	310	329
TOTAL.....	778 926	393 549	391 796	425 945	5 603 824	2 691 168	2 689 737	2 894 723

Table 2. Schedule A Commodity by Country of Origin,
Customs Value, F.a.s. and C.i.f.—Continued

(For information on coverage, definitions of Customs, f.a.s., and c.i.f. values, see Explanation of Statistics. Shipments valued less than \$251 are shown only under Schedule A commodity number 990.0000 and excluded from all other commodities. OTH CTY represents total for countries averaging under \$1,000 per month based on Customs Value)

Country of origin	Schedule A commodity number, description and unit of quantity							
	Current month			Cumulative, January to date				
	Net quantity	Value (dollars)			Net quantity	Value (dollars)		
Customs		F.a.s.	C.i.f.	Customs		F.a.s.	C.i.f.	
8952300	LEADS, PENCIL, CHALK OR CHARCOAL CRAYONS							
CANADA.....	-	80 945	81 245	81 245	-	87 870	88 275	88 275
NETHLS.....	-	29 619	29 619	30 955	-	65 274	65 342	68 262
FRANCE.....	-	20 962	20 779	21 484	-	73 075	70 890	73 280
W GERM.....	-	115 726	106 755	117 245	-	373 730	355 831	378 560
AUSTRIA.....	-	-	-	-	-	20 575	20 575	21 482
ITALY.....	-	4 851	4 851	6 437	-	5 909	5 909	7 516
KOR REP.....	-	-	-	-	-	5 125	5 125	5 664
CHINA T.....	-	642	642	723	-	16 774	16 774	18 373
JAPAN.....	-	99 248	99 642	105 377	-	544 552	543 899	562 739
KENYA.....	-	-	-	-	-	6 076	6 076	7 348
OTH CTY.....	-	5 549	5 549	7 452	-	13 465	13 465	15 970
TOTAL.....	-	357 542	349 082	370 918	-	1 212 425	1 192 161	1 247 469
8952420	PENS, MARKING, WICK-LIKE TIP, OF FELT ETC							
U KING.....	-	565	565	570	-	12 444	12 444	13 287
FRANCE.....	-	6 347	6 347	6 482	-	19 487	19 503	20 011
W GERM.....	-	3 434	3 434	3 809	-	59 669	59 127	64 100
ITALY.....	-	3 131	3 149	3 510	-	81 170	81 193	94 970
ISRAEL.....	-	-	-	-	-	70 612	70 612	78 255
HG KONG.....	-	1 734	1 734	1 938	-	7 830	7 830	8 610
CHINA T.....	-	3 835	3 835	3 999	-	18 242	18 242	19 019
JAPAN.....	-	150 774	152 333	164 476	-	974 271	973 985	1 031 740
OTH CTY.....	-	935	935	973	-	12 722	12 611	13 015
TOTAL.....	-	170 755	172 332	185 757	-	1 256 447	1 255 547	1 343 007
8952440	PENS & PENCILS NES, INCLUDING BALLPOINT, FOUNTAIN AND MECHANICAL, ALSO CASED PENCILS							
CANADA.....	-	709	720	720	-	7 602	7 529	7 574
BRAZIL.....	-	-	-	-	-	35 528	35 528	42 000
ARGENT.....	-	1 548	1 548	1 798	-	9 348	9 348	10 828
DENMARK.....	-	57 657	57 681	60 386	-	158 511	158 109	165 313
U KING.....	-	164 608	164 608	169 876	-	279 571	278 293	288 356
FRANCE.....	-	138 077	122 200	139 164	-	792 453	643 379	747 987
W GERM.....	-	68 441	62 315	64 635	-	488 911	390 093	453 181
SWITZLD.....	-	938	938	1 079	-	8 272	8 272	8 760
ITALY.....	-	58 545	58 498	63 609	-	272 073	272 717	295 604
KOR REP.....	-	2 060	2 060	2 207	-	16 882	17 117	18 583
HG KONG.....	-	22 172	21 594	24 038	-	41 521	41 054	45 830
CHINA T.....	-	80 490	81 118	86 355	-	178 305	179 112	191 299
JAPAN.....	-	463 231	464 608	493 043	-	1 905 660	1 907 233	2 006 364
AUSTRAL.....	-	92 984	92 984	94 816	-	172 592	172 593	176 131
OTH CTY.....	-	743	743	791	-	11 381	11 389	12 264
TOTAL.....	-	1 152 203	1 131 615	1 202 517	-	4 378 610	4 131 766	4 470 074
8952460	PEN & PENCIL PARTS NSPF INCLUDING REFILL CARTRIDGES, PEN HOLDERS, & BALL OR STYLC POINTS							
CANADA.....	-	25 293	25 506	25 506	-	189 788	190 194	190 194
U KING.....	-	27 463	27 463	28 507	-	87 610	87 421	91 244
FRANCE.....	-	80 597	80 597	81 610	-	135 595	135 595	138 778
W GERM.....	-	4 180	4 180	4 458	-	46 018	46 033	47 651
SWITZLD.....	-	3 251	3 251	3 395	-	40 771	40 771	43 761
ITALY.....	-	480	480	501	-	6 578	6 578	6 769
JAPAN.....	-	117 338	117 506	122 163	-	534 101	531 249	556 866
OTH CTY.....	-	1 412	1 412	1 496	-	9 583	9 626	10 308
TOTAL.....	-	260 014	260 395	267 636	-	1 050 044	1 047 467	1 085 571
8959100	INK & INK POWDERS NSPF (LB)							
CANADA.....	13 400	9 533	9 744	9 832	38 067	35 499	36 232	36 623
SWEDEN.....	1 494	7 681	8 414	7 926	3 040	19 604	20 188	20 293
U KING.....	166 053	130 329	130 329	144 794	667 056	528 664	528 732	589 227
NETHLS.....	-	-	-	-	-	5 583	17 606	19 427
FRANCE.....	668	2 345	2 345	2 457	35 597	39 736	39 878	43 788
W GERM.....	13 986	111 766	106 238	115 624	41 154	211 949	191 489	220 872
SWITZLD.....	38 445	97 362	97 362	100 939	44 217	111 852	111 852	116 284
ITALY.....	-	-	-	-	-	2 347	6 354	6 766
JAPAN.....	1 152	3 933	3 933	4 139	10 970	38 231	38 145	39 559
AUSTRAL.....	-	-	-	-	-	416	17 410	17 415
N ZEAL.....	6 432	8 669	8 669	9 657	35 506	49 843	49 843	54 604
OTH CTY.....	360	421	421	455	880	941	941	1 088
TOTAL.....	241 990	372 039	367 455	395 823	884 833	1 077 689	1 058 675	1 166 537
8960150	PAINTINGS, PASTELS AND DRAWINGS, EXECUTED ENTIRELY BY HAND, WHETHER OR NOT ORIGINAL							
CANADA.....	-	878 522	878 863	879 933	-	2 493 832	2 495 631	2 503 060
MEXICO.....	-	29 089	29 089	29 122	-	545 214	545 267	550 617
GUATMAL.....	-	22 080	22 080	22 411	-	22 080	22 080	22 411
JAMAICA.....	-	16 300	16 300	16 471	-	18 300	18 300	18 521
HAITI.....	-	3 907	3 878	4 239	-	33 916	33 887	34 892
F W IND.....	-	-	-	-	-	13 700	13 700	13 813
COLOMB.....	-	219 431	219 431	221 240	-	327 129	327 129	330 915
VENEZ.....	-	-	-	-	-	515 890	515 890	516 780
BRAZIL.....	-	9 114	9 114	9 451	-	11 532	11 532	11 982
SWEDEN.....	-	29 000	29 000	29 246	-	39 582	39 582	40 056
NORWAY.....	-	-	-	-	-	382 200	382 390	382 635
DENMARK.....	-	29 676	29 676	32 742	-	44 051	44 051	48 353
U KING.....	-	2 427 033	2 427 131	2 447 532	-	16 168 491	16 175 873	16 317 437

Table 2. Schedule A Commodity by Country of Origin,
Customs Value, F.a.s. and C.i.f.—Continued

(For information on coverage, definitions of Customs, f.a.s., and c.i.f. values, see Explanation of Statistics. Shipments valued less than \$251 are shown only under Schedule A commodity number 990.0000 and excluded from all other commodities. OTH CTY represents total for countries averaging under \$1,000 per month based on Customs Value)

Country of origin	Schedule A commodity number, description and unit of quantity							
	Current month			Cumulative, January to date				
	Net quantity	Value (dollars)			Net quantity	Value (dollars)		
Customs		F.a.s.	C.i.f.	Customs		F.a.s.	C.i.f.	
IRELAND.....	-	3 612	3 612	3 762	-	69 209	69 209	70 506
NETHLDs.....	-	210 570	210 575	211 964	-	4 445 419	4 445 527	4 473 106
BELGIUM.....	-	46 634	46 653	48 627	-	2 889 981	2 890 101	2 899 907
FRANCE.....	-	5 367 194	5 367 865	5 401 919	-	29 226 419	29 228 156	29 134 779
W GERM.....	-	1 093 321	1 093 321	1 097 949	-	7 382 665	7 382 943	7 434 077
AUSTRIA.....	-	198 007	198 007	200 262	-	1 268 942	1 268 953	1 280 638
HUNGARY.....	-	5 672	5 672	5 999	-	24 867	24 869	27 862
SWITZLD.....	-	2 236 175	2 236 175	2 248 661	-	8 821 335	8 821 482	8 870 519
POLAND.....	-	3 850	3 850	4 208	-	9 815	9 816	11 129
USSR.....	-	1 000	1 000	1 140	-	26 038	26 038	26 523
SPAIN.....	-	124 500	124 500	128 221	-	1 493 006	1 493 172	1 508 773
PORTUGL.....	-	-	-	-	-	6 100	6 100	6 247
ITALY.....	-	51 773	51 773	53 807	-	1 523 219	1 523 179	1 547 612
GREECE.....	-	1 362	1 362	1 900	-	7 312	7 312	8 625
IRAN.....	-	3 294	3 294	3 355	-	90 796	90 796	92 289
ISRAEL.....	-	68 500	68 500	69 926	-	151 867	151 867	155 108
INDIA.....	-	4 811	4 811	5 264	-	34 779	34 779	37 753
SINGAPR.....	-	1 000	973	1 000	-	8 418	8 391	8 856
PHIL R.....	-	1 000	1 001	1 064	-	9 291	9 292	9 857
CHINA M.....	-	1 605	1 618	1 791	-	31 951	32 092	33 939
KOR REP.....	-	47 117	47 117	54 263	-	237 634	237 534	272 855
HG KONG.....	-	200 145	200 445	214 633	-	892 388	892 741	963 291
CHINA T.....	-	10 709	10 709	12 304	-	45 586	46 171	51 878
JAPAN.....	-	1 194 108	1 194 626	1 202 670	-	2 569 420	2 574 344	2 599 649
AUSTRAL.....	-	45 775	45 775	47 464	-	127 151	127 151	130 300
REP SAF.....	-	-	-	-	-	54 776	54 776	55 849
OTH CTY.....	-	10 040	10 040	11 903	-	33 994	34 099	39 059
TOTAL.....	-	14 595 926	14 597 836	14 726 443	-	82 098 295	82 116 201	82 542 458
8960160	WORKS OF FREE FINE ARTS NSPF, INCLUDING ORIGINAL MOSAICS AND COLLAGES							
CANADA.....	-	10 835	10 843	10 848	-	49 521	49 571	49 929
MEXICO.....	-	7 854	7 854	8 472	-	49 815	49 855	51 061
VENEZ.....	-	15 000	15 000	15 179	-	15 000	15 000	15 179
DENMARK.....	-	-	-	-	-	6 085	6 085	6 255
U KING.....	-	6 358	6 484	9 713	-	80 809	81 019	87 601
NETHLDs.....	-	-	-	-	-	33 605	33 605	34 181
FRANCE.....	-	152 634	152 637	154 278	-	443 871	442 909	447 069
W GERM.....	-	106 719	106 735	107 301	-	468 613	468 629	472 791
SWITZLD.....	-	35 000	35 000	35 184	-	212 639	212 639	214 533
USSR.....	-	-	-	-	-	15 350	15 350	15 380
SPAIN.....	-	14 019	14 019	14 815	-	15 932	15 932	16 881
ITALY.....	-	8 174	8 174	8 727	-	145 664	145 691	160 631
HG KONG.....	-	15 023	15 023	15 329	-	15 023	15 023	15 329
CHINA T.....	-	-	-	-	-	9 628	9 628	10 712
JAPAN.....	-	-	-	-	-	21 010	21 010	21 406
NEW GUI.....	-	7 812	7 812	8 525	-	7 812	7 812	8 525
OTH CTY.....	-	359	359	406	-	24 949	25 461	28 253
TOTAL.....	-	379 787	379 940	388 777	-	1 615 326	1 615 219	1 655 716
8960200	ENGRAVINGS, ETCHINGS, LITHOGRAPHS ETC, UNBOUND AND PRODUCED BY HAND							
CANADA.....	-	35 119	35 185	35 327	-	149 841	150 146	150 875
MEXICO.....	-	12 458	12 458	12 813	-	41 935	42 368	43 053
VENEZ.....	-	-	-	-	-	74 450	74 450	74 636
NORWAY.....	-	-	-	-	-	62 500	62 500	62 893
U KING.....	-	286 392	282 816	286 144	-	709 559	706 093	715 445
IRELAND.....	-	-	-	-	-	71 763	71 763	73 025
NETHLDs.....	-	5 302	5 302	5 660	-	214 768	214 868	217 168
BELGIUM.....	-	-	-	-	-	1 165 407	1 165 407	1 167 501
FRANCE.....	-	230 589	230 589	238 038	-	1 186 938	1 182 711	1 220 210
W GERM.....	-	43 456	43 456	44 186	-	258 399	258 428	264 172
AUSTRIA.....	-	1 596	1 596	1 744	-	23 633	23 633	24 532
SWITZLD.....	-	84 601	84 601	86 278	-	316 193	315 855	319 823
POLAND.....	-	-	-	-	-	6 800	6 800	6 873
USSR.....	-	-	-	-	-	8 772	8 772	8 789
SPAIN.....	-	5 811	5 811	5 956	-	80 931	80 931	82 452
ITALY.....	-	12 966	12 966	13 332	-	84 519	84 519	86 511
ISRAEL.....	-	1 800	1 800	1 888	-	44 539	44 539	46 871
JAPAN.....	-	4 620	4 620	4 667	-	256 695	256 695	258 640
OTH CTY.....	-	2 911	2 911	2 969	-	14 688	14 691	15 775
TOTAL.....	-	727 621	724 111	739 002	-	4 772 330	4 765 169	4 839 244
8960300	SCULPTURES AND STATUARY IF ORIGINAL OR IMPORTED FOR SPECIFIED INSTITUTIONS AS ART WORKS							
CANADA.....	-	758 839	760 911	762 287	-	2 122 877	2 127 137	2 130 644
MEXICO.....	-	17 065	17 065	17 202	-	112 443	118 465	122 084
VENEZ.....	-	-	-	-	-	102 042	102 042	104 964
BRAZIL.....	-	-	-	-	-	10 000	10 000	11 000
SWEDEN.....	-	20 000	20 000	20 322	-	41 555	41 555	43 074
DENMARK.....	-	-	-	-	-	5 467	5 467	5 875
U KING.....	-	448 576	448 605	452 951	-	2 464 143	2 464 401	2 500 080
NETHLDs.....	-	6 880	6 880	7 002	-	18 922	18 922	23 066
BELGIUM.....	-	2 500	2 500	2 581	-	16 818	16 818	18 208
FRANCE.....	-	522 710	522 718	524 949	-	1 634 128	1 634 136	1 663 884
W GERM.....	-	45 882	45 882	45 982	-	513 676	513 606	519 302
AUSTRIA.....	-	8 400	8 400	8 550	-	64 551	64 551	65 891
CZECHO.....	-	-	-	-	-	28 000	28 000	28 243
SWITZLD.....	-	16 984	16 984	17 396	-	341 537	341 537	346 646
POLAND.....	-	22 737	22 737	23 700	-	29 887	29 887	30 917

Table 2. Schedule A Commodity by Country of Origin,
Customs Value, F.a.s. and C.i.f.—Continued

(For information on coverage, definitions of Customs, f.a.s., and c.i.f. values, see Explanation of Statistics. Shipments valued less than \$251 are shown only under Schedule A commodity number 990.0000 and excluded from all other commodities. OTH CTY represents total for countries averaging under \$1,000 per month based on Customs Value)

Country of origin	Schedule A commodity number, description and unit of quantity						
	Current month			Cumulative, January to date			
	Net quantity	Value (dollars)			Net quantity	Value (dollars)	
Customs		F.a.s.	C.i.f.	Customs		F.a.s.	C.i.f.
USSR.....	-	-	-	-	35 088	35 088	35 153
SPAIN.....	-	3 000	3 000	3 457	65 042	65 042	68 756
ITALY.....	-	80 346	80 346	87 159	697 754	698 020	749 817
GREECE.....	-	-	-	-	779 100	779 100	779 312
ISRAEL.....	-	1 400	1 400	1 501	24 520	24 520	25 328
THAILND.....	-	392	392	473	6 222	6 222	6 681
HG KONG.....	-	-	-	-	51 764	51 764	52 168
JAPAN.....	-	62 634	62 639	63 526	229 574	229 579	236 295
REP SAF.....	-	2 231	2 231	2 490	14 117	14 117	15 192
OTH CTY.....	-	5 315	5 315	5 467	33 830	33 830	37 201
TOTAL.....	-	2 025 891	2 028 005	2 046 995	9 443 057	9 453 806	9 619 781
8960520 METAL COINS, NUMISMATIC ETC							
CANADA.....	-	322 116	323 698	324 506	1 894 748	1 898 413	1 902 683
MEXICO.....	-	860 922	861 322	864 839	22 667 400	22 669 490	22 699 085
GUATMAL.....	-	-	-	-	168 979	168 979	170 057
SALVADR.....	-	15 883	15 883	16 131	39 033	39 033	39 588
C RICA.....	-	1 227	1 227	1 232	31 870	31 870	31 943
PANAMA.....	-	5 264	5 273	5 273	59 110	59 121	60 070
BAHAMAS.....	-	461 117	461 117	462 373	1 154 317	1 154 317	1 156 106
JAMAICA.....	-	-	-	-	8 339	8 343	8 431
HAITI.....	-	25 678	25 678	25 826	68 578	68 578	69 262
DOM REP.....	-	-	-	-	15 416	15 416	15 523
BARBADO.....	-	-	-	-	6 250	6 250	8 097
N ANTIL.....	-	-	-	-	29 671	29 671	30 329
COLOMB.....	-	-	-	-	32 801	32 913	33 592
VENEZ.....	-	-	-	-	32 190	32 190	32 320
PERU.....	-	9 370	9 370	9 406	101 704	99 704	100 338
CHILE.....	-	6 482	6 482	6 615	67 366	67 366	68 557
BRAZIL.....	-	2 440	2 440	2 891	5 440	5 440	5 903
DENMARK.....	-	5 407	5 407	5 446	10 804	10 808	10 973
U KING.....	-	282 673	282 691	283 990	9 873 926	9 873 954	9 902 300
NETHLS.....	-	-	-	-	9 266 365	9 266 367	9 272 952
FRANCE.....	-	11 394	11 394	11 502	53 407	53 407	53 778
W GERM.....	-	4 440	4 440	4 585	426 781	432 799	434 832
AUSTRIA.....	-	1 846 472	1 846 472	1 852 843	26 159 371	26 159 377	26 225 090
CZECHO.....	-	602	602	617	14 086	14 086	14 174
HUNGARY.....	-	-	-	-	8 092	8 093	8 117
SWITZLD.....	-	624 625	624 625	628 813	8 197 793	8 197 793	8 220 262
POLAND.....	-	9 000	9 000	9 076	53 017	53 017	53 933
USSR.....	-	-	-	-	140 794	140 794	141 006
AZORES.....	-	12 077	12 077	12 132	12 077	12 077	12 132
SPAIN.....	-	-	-	-	9 120	9 120	9 154
ITALY.....	-	5 134	5 134	5 172	192 655	192 655	193 067
GREECE.....	-	7 956	7 956	8 018	18 206	18 206	18 276
BULGAR.....	-	775	775	872	7 795	7 795	8 109
TURKEY.....	-	6 185	6 186	6 207	7 769	7 770	7 831
IRAN.....	-	529	530	530	35 637	35 640	35 880
ISRAEL.....	-	64 772	64 774	64 774	4 155 624	4 155 626	4 166 183
ARAB EM.....	-	7 133	7 146	7 146	7 133	7 146	7 146
INDIA.....	-	33 188	33 189	40 287	115 351	115 386	124 097
PAKISTN.....	-	-	-	-	14 748	14 748	15 687
NEPAL.....	-	4 421	4 425	4 537	9 250	9 260	9 665
THAILND.....	-	-	-	-	10 225	10 225	11 141
MALAYSA.....	-	-	-	-	5 104	5 104	5 244
SINGAPR.....	-	1 283	1 283	1 665	19 597	19 597	20 613
INDNSIA.....	-	3 654	3 659	3 667	229 566	229 580	229 671
PHIL R.....	-	1 930	1 930	2 030	14 535	14 535	14 809
SO ASIA.....	-	5 578	5 578	5 600	12 575	12 575	12 618
KOR REP.....	-	2 627	2 627	2 654	24 672	24 672	25 467
HG KONG.....	-	-	-	-	499 554	499 555	503 437
JAPAN.....	-	1 170	1 170	1 195	9 300	9 300	9 546
AUSTRAL.....	-	143 936	143 936	151 838	339 098	339 099	356 484
NEW GUI.....	-	9 422	9 422	11 288	9 422	9 422	11 288
W SAMOA.....	-	-	-	-	8 591	8 591	9 369
MOROC.....	-	-	-	-	12 558	12 558	12 829
EGYPT.....	-	3 092	3 095	3 101	6 589	6 599	6 616
NIGERIA.....	-	3 570	3 570	3 584	5 670	5 670	5 714
LIBERIA.....	-	6 024	6 024	6 047	6 024	6 024	6 047
UGANDA.....	-	8 032	8 032	8 063	13 282	13 282	13 321
REP SAF.....	-	5 624 965	5 624 965	5 645 556	80 710 142	80 700 142	80 945 387
SWAZLND.....	-	24 244	24 244	24 533	24 244	24 244	24 533
OTH CTY.....	-	27 911	27 916	28 336	66 773	66 784	68 287
TOTAL.....	-	10 504 720	10 506 764	10 564 796	167 200 534	167 200 576	167 668 949
8960540 SPECIMENS OF NATURAL HISTORY, BOTANY, MINERALOGY, ANATOMY, AND TAXIDERMY ETC							
CANADA.....	-	32 448	32 723	32 793	173 249	174 163	174 545
MEXICO.....	-	6 715	6 735	6 735	41 454	41 530	41 620
U KING.....	-	7 281	7 281	8 249	74 968	74 978	81 854
FRANCE.....	-	490	490	560	18 378	18 378	20 768
W GERM.....	-	1 615	1 616	1 720	20 562	20 562	21 637
HUNGARY.....	-	-	-	-	19 651	19 651	21 864
SPAIN.....	-	6 255	6 255	3 424	6 255	6 255	3 424
INDIA.....	-	25 230	25 243	29 559	285 522	285 453	332 946
PHIL R.....	-	413	413	451	7 548	7 550	7 975
JAPAN.....	-	-	-	-	37 215	37 375	40 427
AUSTRAL.....	-	-	-	-	9 740	9 740	10 551
IVY CST.....	-	-	-	-	8 386	8 386	10 757

Table 2. Schedule A Commodity by Country of Origin,
Customs Value, F.a.s. and C.i.f.—Continued

(For information on coverage, definitions of Customs, f.a.s., and c.i.f. values, see Explanation of Statistics. Shipments valued less than \$251 are shown only under Schedule A commodity number 990.0000 and excluded from all other commodities. OTH CTY represents total for countries averaging under \$1,000 per month based on Customs Value)

Country of origin	Schedule A commodity number, description and unit of quantity							
	Current month			Cumulative, January to date				
	Net quantity	Value (dollars)			Net quantity	Value (dollars)		
Customs		F.a.s.	C.i.f.	Customs		F.a.s.	C.i.f.	
KENYA.....	-	9 295	9 295	12 483	-	53 178	52 698	72 863
REP SAF.....	-	-	-	-	-	122 400	122 400	134 452
BOTSWAN.....	-	-	-	-	-	6 271	6 271	11 454
OTH CTY.....	-	5 768	5 768	7 400	-	22 840	22 795	29 580
TOTAL.....	-	95 510	95 819	103 374	-	907 617	908 185	1 016 717
8960600	ANTIQUES							
CANADA.....	-	43 897	43 964	44 231	-	175 901	176 319	177 338
MEXICO.....	-	8 565	8 567	8 567	-	49 198	49 320	50 295
GUATMAL.....	-	11 455	11 455	11 591	-	35 082	35 082	35 729
C RICA.....	-	-	-	-	-	7 218	7 218	7 374
COLOMB.....	-	17 367	17 367	17 391	-	161 732	161 732	162 295
PERU.....	-	-	-	-	-	9 000	9 000	9 145
ARGENT.....	-	-	-	-	-	61 938	61 938	67 056
DENMARK.....	-	87 617	88 261	93 503	-	134 930	135 289	147 288
U KING.....	-	3 848 014	3 851 313	4 096 771	-	14 337 470	14 341 457	15 394 224
IRELAND.....	-	18 521	18 521	20 220	-	258 760	258 781	273 652
NETHLD.....	-	258 029	258 052	264 664	-	1 137 936	1 138 011	1 163 295
BELGIUM.....	-	30 179	30 214	32 744	-	184 195	184 343	202 766
FRANCE.....	-	452 752	454 456	483 740	-	4 353 880	4 353 937	4 527 268
W GERM.....	-	116 911	116 997	120 135	-	562 429	562 766	598 107
AUSTRIA.....	-	60 706	60 707	71 652	-	450 391	449 644	498 760
CZECHO.....	-	11 593	11 593	15 650	-	14 254	14 254	18 723
SWITZLD.....	-	31 887	31 887	32 825	-	284 101	284 101	288 710
USSR.....	-	10 000	10 000	10 245	-	125 849	125 849	128 088
SPAIN.....	-	15 598	15 598	16 794	-	135 333	135 949	146 752
PORTUGL.....	-	990	990	1 219	-	23 893	24 546	26 518
ITALY.....	-	529 146	529 724	535 022	-	1 299 854	1 301 122	1 324 125
GREECE.....	-	5 625	5 625	6 177	-	177 846	177 549	181 046
TURKEY.....	-	10 895	10 895	12 391	-	25 477	25 077	26 865
LEBANON.....	-	12 000	12 000	12 045	-	50 182	50 182	51 935
IRAN.....	-	120 606	120 606	128 552	-	529 507	529 507	547 987
ISRAEL.....	-	8 173	8 173	8 574	-	437 497	437 457	439 523
AFGHAN.....	-	4 305	4 356	4 819	-	26 111	26 162	29 503
INDIA.....	-	76 530	76 526	79 296	-	770 013	770 009	778 010
PAKISTN.....	-	29 000	29 000	29 082	-	29 000	29 000	29 082
NEPAL.....	-	-	-	-	-	11 581	11 581	11 667
THAILND.....	-	15 819	15 819	16 718	-	67 847	67 847	71 962
CAMBOD.....	-	375 000	375 000	376 900	-	375 000	375 000	376 900
SINGAPR.....	-	6 246	6 246	6 544	-	9 342	9 342	9 921
INDNSIA.....	-	2 988	2 988	3 454	-	12 904	12 904	15 814
PHIL R.....	-	1 616	1 616	2 086	-	6 634	6 634	8 135
CHINA M.....	-	265 672	265 691	271 034	-	1 970 966	1 973 140	2 032 124
KOR REP.....	-	7 493	7 493	9 128	-	36 099	35 582	41 916
HG KONG.....	-	46 800	47 427	49 336	-	537 776	540 352	552 079
CHINA T.....	-	1 714	1 714	1 832	-	31 481	31 480	33 004
JAPAN.....	-	89 219	89 363	94 071	-	981 884	981 973	1 015 664
AUSTRAL.....	-	2 500	2 500	2 905	-	8 638	8 638	9 589
NEW GUI.....	-	1 473	1 473	1 608	-	54 171	54 171	56 177
N ZEAL.....	-	-	-	-	-	13 830	13 830	13 917
FR P IS.....	-	-	-	-	-	9 450	9 450	10 375
EGYPT.....	-	3 130	3 130	3 180	-	100 011	100 011	103 479
CAMROON.....	-	4 275	4 275	4 981	-	26 184	26 303	29 044
MALI.....	-	1 894	1 894	2 068	-	63 150	63 152	65 981
IVY CST.....	-	6 366	6 366	6 783	-	40 188	40 192	44 418
NIGERIA.....	-	10 809	10 809	11 383	-	101 921	101 921	104 606
CO BRAZ.....	-	22 975	22 975	23 126	-	45 217	45 217	45 520
ZAIRE.....	-	5 003	5 013	5 206	-	42 609	42 619	43 524
KENYA.....	-	1 204	1 204	1 216	-	15 844	15 850	16 916
REP SAF.....	-	-	-	-	-	159 069	159 069	173 796
OTH CTY.....	-	12 997	12 997	13 835	-	78 124	78 116	86 637
TOTAL.....	-	6 705 554	6 712 840	7 065 294	-	30 648 897	30 660 015	32 304 624
8960700	STAMPS, POSTAGE AND REVENUE, CANCELLED OR NOT, AND STAMPED ENVELOPES AND POSTAL CARDS							
CANADA.....	-	66 077	66 136	66 190	-	260 443	260 679	261 214
MEXICO.....	-	340	340	340	-	17 256	17 256	17 366
NICARAG.....	-	-	-	-	-	7 818	7 818	8 779
COLOMB.....	-	-	-	-	-	76 957	76 957	77 585
GUYANA.....	-	-	-	-	-	6 300	6 300	6 330
SWEDEN.....	-	17 126	17 127	17 162	-	42 983	42 984	43 029
DENMARK.....	-	-	-	-	-	6 672	6 672	6 753
U KING.....	-	193 518	193 236	198 610	-	803 243	802 369	819 710
IRELAND.....	-	75 458	75 458	83 863	-	147 103	147 103	156 549
NETHLD.....	-	2 204	2 204	2 234	-	50 681	50 830	51 468
BELGIUM.....	-	10 490	10 491	10 752	-	63 434	63 454	65 139
FRANCE.....	-	35 507	35 509	36 609	-	276 659	276 660	279 414
W GERM.....	-	90 902	90 886	92 706	-	314 332	314 319	321 114
CZECHO.....	-	1 770	1 770	1 780	-	88 861	88 861	90 469
HUNGARY.....	-	42 849	42 849	43 046	-	300 478	300 478	307 643
SWITZLD.....	-	69 435	69 437	72 330	-	324 951	324 938	328 599
POLAND.....	-	72 358	72 358	72 558	-	286 271	286 271	287 009
USSR.....	-	363 525	363 525	371 183	-	554 964	554 964	575 242
SPAIN.....	-	50 700	50 700	51 443	-	178 628	178 608	183 697
ITALY.....	-	3 545	3 345	3 423	-	10 565	10 435	11 203
YUGOSLV.....	-	-	-	-	-	10 357	10 357	10 556
ROMANIA.....	-	750	750	812	-	19 668	16 668	17 364
TURKEY.....	-	15 135	15 135	15 165	-	15 464	15 464	15 494
CYPRUS.....	-	-	-	-	-	7 700	7 680	7 680

Table 2. Schedule A Commodity by Country of Origin,
Customs Value, F.a.s. and C.i.f.—Continued

(For information on coverage, definitions of Customs, f.a.s., and c.i.f. values, see Explanation of Statistics. Shipments valued less than \$251 are shown only under Schedule A commodity number 990.0000 and excluded from all other commodities. OTH CTY represents total for countries averaging under \$1,000 per month based on Customs Value)

Country of origin	Schedule A commodity number, description and unit of quantity							
	Current month			Cumulative, January to date				
	Net quantity	Value (dollars)			Net quantity	Value (dollars)		
Customs		F.a.s.	C.i.f.	Customs		F.a.s.	C.i.f.	
LEBANON.....	-	5 000	5 000	5 173	-	68 807	68 807	70 967
ISRAEL.....	-	77 230	75 232	75 943	-	654 228	652 219	658 390
S ARAB.....	-	-	-	-	-	11 500	11 500	16 444
INDNSIA.....	-	71 129	71 129	71 342	-	121 167	121 167	121 547
CHINA T.....	-	7 860	7 860	8 195	-	37 253	37 253	38 086
JAPAN.....	-	4 097	4 097	4 112	-	9 409	9 409	9 812
GAMBIA.....	-	-	-	-	-	7 910	7 910	7 952
TOGO.....	-	-	-	-	-	5 967	5 967	6 168
OTH CTY.....	-	13 505	13 506	13 714	-	46 739	46 725	48 655
TOTAL.....	-	1 290 510	1 288 080	1 318 687	-	4 834 768	4 829 082	4 927 427
8971100	JEWELRY AND RELIGIOUS ARTICLES ETC, OF PRECIOUS METALS, AND PARTS ETC							
CANADA.....	-	45 100	45 411	45 473	-	194 489	194 857	195 534
MEXICO.....	-	309 664	309 421	313 625	-	1 287 022	1 286 887	1 308 620
GUATMAL.....	-	937	937	1 004	-	7 298	7 549	8 243
C RICA.....	-	-	-	-	-	5 776	5 776	5 776
PANAMA.....	-	2 192	1 802	1 872	-	59 144	58 754	58 824
JAMAICA.....	-	1 620	1 620	1 634	-	5 501	5 501	5 581
BARBADO.....	-	14 638	14 638	15 543	-	33 471	33 471	35 597
TRINID.....	-	5 152	5 152	5 275	-	14 033	14 033	14 311
COLOMB.....	-	2 692	2 692	2 709	-	28 465	28 466	28 800
PERU.....	-	1 551	1 551	1 585	-	15 619	15 619	15 836
BRAZIL.....	-	188 496	240 845	190 214	-	545 069	733 077	548 590
ARGENT.....	-	3 756	3 756	3 760	-	10 615	10 615	10 742
NORWAY.....	-	6 188	6 188	6 512	-	16 708	16 708	17 324
FINLAND.....	-	8 709	8 709	8 883	-	44 525	44 504	45 369
DENMARK.....	-	48 810	48 735	49 600	-	139 206	139 240	141 785
U KING.....	-	148 229	148 577	149 662	-	451 945	452 464	457 019
IRELAND.....	-	252	252	257	-	8 697	8 697	8 819
NETHLD.....	-	9 953	9 953	10 049	-	25 182	25 182	25 518
BELGIUM.....	-	-	-	-	-	5 695	5 695	6 777
FRANCE.....	-	186 707	189 076	191 695	-	931 629	934 154	945 926
W GERM.....	-	262 128	262 141	266 570	-	1 339 569	1 341 663	1 365 760
AUSTRIA.....	-	393	393	396	-	6 207	6 207	6 566
SWITZLD.....	-	203 842	203 721	206 142	-	960 212	967 970	979 213
USSR.....	-	-	-	-	-	138 496	138 496	138 631
SPAIN.....	-	281 991	277 681	285 176	-	1 211 614	1 204 072	1 230 287
PORTUGL.....	-	47 073	47 091	47 620	-	193 171	193 202	195 177
ITALY.....	-	2 850 348	2 850 567	2 904 883	-	12 370 373	12 375 653	12 531 318
YUGOSLV.....	-	238 710	238 710	239 623	-	495 537	495 532	498 317
GREECE.....	-	8 253	8 254	8 389	-	47 481	47 537	48 939
LEBANON.....	-	23 786	23 786	23 808	-	63 633	63 684	64 292
IRAN.....	-	576	576	646	-	6 073	6 073	6 159
ISRAEL.....	-	120 999	121 010	123 632	-	746 294	746 437	758 676
INDIA.....	-	5 235	5 235	5 670	-	61 118	61 327	63 440
NEPAL.....	-	-	-	-	-	5 183	5 183	6 086
BURMA.....	-	21 268	21 268	21 548	-	23 092	23 092	23 384
THAILND.....	-	129 181	129 071	131 187	-	492 167	491 374	503 341
SINGAPR.....	-	4 295	4 295	4 381	-	10 880	10 980	11 294
PHIL R.....	-	6 976	6 976	7 579	-	14 032	14 032	14 928
CHINA M.....	-	6 226	6 226	6 321	-	33 926	34 070	35 903
KOR REP.....	-	13 987	13 646	14 035	-	26 674	26 333	27 063
HG KONG.....	-	1 521 452	1 519 698	1 534 655	-	6 072 432	6 066 962	6 132 923
CHINA T.....	-	105 453	105 815	107 473	-	334 503	335 168	341 364
JAPAN.....	-	48 840	48 222	50 452	-	159 238	158 619	162 474
AUSTRAL.....	-	724	724	739	-	11 970	11 970	12 043
REP SAF.....	-	2 343	2 016	2 495	-	46 637	46 310	48 143
OTH CTY.....	-	9 465	9 492	10 489	-	37 838	37 591	39 875
TOTAL.....	-	6 898 190	6 945 929	7 003 261	-	28 738 439	28 930 815	29 130 587
8971400	JEWELRY ETC & PARTS, OF PRECIOUS STONES AND PEARLS							
CANADA.....	-	1 896	1 896	1 923	-	13 855	13 855	14 082
MEXICO.....	-	108 895	108 942	110 528	-	420 779	421 178	428 250
JAMAICA.....	-	9 908	9 908	10 011	-	34 560	34 560	34 907
TRINID.....	-	25 247	25 247	25 809	-	53 319	53 319	54 548
BRAZIL.....	-	414	414	487	-	75 759	75 757	77 127
ARGENT.....	-	8 210	8 210	8 238	-	13 130	13 130	13 268
FINLAND.....	-	-	-	-	-	24 911	24 911	25 398
DENMARK.....	-	19 616	19 402	19 666	-	44 023	43 808	44 974
U KING.....	-	1 799	1 799	1 951	-	56 439	56 147	56 922
BELGIUM.....	-	-	-	-	-	5 502	5 502	5 625
FRANCE.....	-	4 929	5 001	5 251	-	29 961	30 033	31 173
W GERM.....	-	35 271	35 481	36 505	-	125 637	126 063	127 008
SWITZLD.....	-	34 201	34 201	34 687	-	101 399	101 399	103 373
SPAIN.....	-	80 607	80 668	82 902	-	408 228	408 309	418 042
PORTUGL.....	-	4 404	4 404	4 413	-	7 587	7 587	7 783
ITALY.....	-	142 515	142 731	146 869	-	791 498	791 015	811 558
ISRAEL.....	-	40 614	40 514	41 518	-	276 482	276 419	283 771
INDIA.....	-	5 010	5 010	5 092	-	25 202	25 203	26 329
THAILND.....	-	42 294	42 294	43 060	-	163 857	163 857	168 338
SINGAPR.....	-	983	983	1 006	-	7 362	7 362	7 572
CHINA M.....	-	618	618	633	-	36 770	36 760	37 513
KOR REP.....	-	24 115	24 115	24 456	-	104 118	103 733	110 633
HG KONG.....	-	118 924	118 927	120 720	-	400 611	400 655	406 858
CHINA T.....	-	2 527	2 527	2 599	-	31 455	30 955	32 306
JAPAN.....	-	-	-	-	-	7 894	7 921	8 193
EGYPT.....	-	1 110	1 110	1 178	-	7 762	7 762	7 995
KENYA.....	-	-	-	-	-	7 442	7 442	7 643
REP SAF.....	-	22 337	22 337	22 727	-	39 049	39 049	40 039

Table 2. Schedule A Commodity by Country of Origin,
Customs Value, F.a.s. and C.i.f.—Continued

(For information on coverage, definitions of Customs, f.a.s., and c.i.f. values, see Explanation of Statistics. Shipments valued less than \$251 are shown only under Schedule A commodity number 990.0000 and excluded from all other commodities. OTH CTY represents total for countries averaging under \$1,000 per month based on Customs Value)

Country of origin	Schedule A commodity number, description and unit of quantity							
	Current month				Cumulative, January to date			
	Net quantity	Value (dollars)			Net quantity	Value (dollars)		
Customs		F.a.s.	C.i.f.	Customs		F.a.s.	C.i.f.	
OTH CTY.....	-	7 811	7 811	8 148	-	36 385	36 293	36 536
TOTAL.....	-	744 255	744 550	760 377	-	3 350 976	3 349 984	3 429 758
8971520	TABLEWARE WITH SILVER OR SILVER PLATED HANDLES							(NO)
MEXICO.....	503	1 368	1 368	1 428	6 532	6 737	6 737	7 128
BRAZIL.....	13 570	4 482	4 482	5 195	19 220	6 944	6 944	8 149
NORWAY.....	4 081	5 619	5 619	5 824	12 328	12 913	12 913	13 427
DENMARK.....	360	3 203	3 203	3 413	4 011	18 811	18 809	19 356
U KING.....	44 279	136 976	136 977	141 315	268 020	530 027	530 603	543 655
NETHLDs.....	17 277	12 261	12 346	13 258	102 928	68 999	70 337	76 477
FRANCE.....	4 303	20 575	20 649	21 285	29 132	197 480	197 679	203 077
W GERM.....	4 232	7 195	7 195	7 522	20 163	39 759	39 759	42 348
ITALY.....	80 230	67 608	67 608	71 788	204 677	128 616	128 616	138 440
CHINA T.....	80 640	23 647	23 647	25 244	139 536	41 177	41 177	43 786
JAPAN.....	13 008	8 905	8 916	9 165	446 842	184 076	183 833	187 686
OTH CTY.....	1 150	1 521	1 521	1 570	13 162	11 152	11 162	11 613
TOTAL.....	263 633	293 360	293 531	307 007	1 266 551	1 246 691	1 248 569	1 295 142
8971540	HOUSEHOLD AND SANITARY WARES OF PRECIOUS METALS, INCLUDING STERLING SILVER TABLEWARE							
CANADA.....	-	3 872	3 876	3 912	-	12 626	12 686	13 198
MEXICO.....	-	2 329	2 329	2 441	-	40 961	41 003	42 074
COLOMB.....	-	-	-	-	-	5 460	5 460	5 547
BRAZIL.....	-	49 725	49 725	58 372	-	94 416	94 416	112 260
ARGENT.....	-	-	-	-	-	6 050	6 050	7 246
SWEDEN.....	-	393	393	403	-	21 994	21 994	22 244
DENMARK.....	-	14 603	14 605	15 550	-	105 166	105 166	110 567
U KING.....	-	106 750	106 920	112 972	-	755 103	757 238	802 900
IRELAND.....	-	-	-	-	-	16 365	16 365	17 559
NETHLDs.....	-	1 594	1 594	2 065	-	9 070	8 779	10 666
FRANCE.....	-	15 445	15 602	16 397	-	92 490	87 553	91 819
W GERM.....	-	67 345	67 456	71 547	-	290 108	290 030	310 396
SWITZLD.....	-	1 263	1 283	1 355	-	8 865	8 865	9 315
SPAIN.....	-	53 411	53 410	58 142	-	274 116	274 112	297 648
PORTUGL.....	-	7 481	7 521	7 811	-	221 082	221 131	232 707
ITALY.....	-	337 614	337 686	360 659	-	1 497 496	1 495 382	1 601 286
GREECE.....	-	-	-	-	-	42 773	42 773	45 731
ISRAEL.....	-	-	-	-	-	10 462	10 462	10 990
INDIA.....	-	17 940	17 940	21 901	-	89 112	89 112	102 882
CHINA M.....	-	1 775	1 775	1 842	-	55 988	55 401	58 300
HG KONG.....	-	11 368	11 242	12 098	-	26 631	27 410	29 346
JAPAN.....	-	133 613	134 140	144 651	-	595 217	598 660	640 407
OTH CTY.....	-	3 689	3 689	3 774	-	18 876	18 861	20 473
TOTAL.....	-	830 230	831 186	895 892	-	4 290 425	4 288 909	4 594 961
8971560	ARTICLES NES, OF PRECIOUS METALS							
CANADA.....	-	22 431	22 505	22 640	-	144 718	145 296	144 928
DENMARK.....	-	-	-	-	-	5 641	5 641	5 981
U KING.....	-	488 383	343 080	348 824	-	2 576 375	1 813 651	1 843 635
IRELAND.....	-	3 567	3 567	3 682	-	12 940	12 940	13 409
BELGIUM.....	-	6 030	6 030	6 040	-	22 619	22 819	22 897
FRANCE.....	-	39 260	39 283	41 040	-	246 432	246 633	258 110
W GERM.....	-	17 766	17 766	18 074	-	720 310	720 310	728 540
AUSTRIA.....	-	-	-	-	-	6 140	6 140	6 233
SWITZLD.....	-	1 756	1 756	1 815	-	90 045	90 045	92 128
SPAIN.....	-	50 784	50 784	55 926	-	194 384	194 254	215 400
PORTUGL.....	-	426	426	466	-	15 680	15 680	16 254
ITALY.....	-	19 950	19 950	21 978	-	176 401	176 308	185 658
ISRAEL.....	-	10 971	10 975	11 065	-	15 116	15 120	15 293
INDIA.....	-	3 658	3 658	4 035	-	10 985	10 985	11 855
HG KONG.....	-	302	311	372	-	32 678	32 678	33 946
JAPAN.....	-	5 985	5 985	6 453	-	54 172	54 172	57 603
OTH CTY.....	-	4 907	4 907	5 185	-	23 255	23 255	24 760
TOTAL.....	-	676 176	530 983	547 615	-	4 348 083	3 565 927	3 676 630
8972025	JEWELRY ETC, NSPF, NOT OVER \$.20 PER DOZEN, PIECES OR PARTS							
CANADA.....	-	738	746	778	-	5 548	5 633	5 663
BARBADO.....	-	16 191	16 191	17 163	-	90 399	90 099	93 213
W GERM.....	-	5 313	5 333	5 610	-	27 080	28 189	29 759
SWITZLD.....	-	616	616	625	-	5 973	5 973	6 179
PHIL R.....	-	17 450	17 450	18 287	-	26 156	26 156	27 413
KOR REP.....	-	37 060	37 285	40 085	-	126 031	127 115	134 107
HG KONG.....	-	192 738	197 938	224 310	-	1 278 469	1 310 161	1 456 111
CHINA T.....	-	2 669	2 669	2 718	-	39 866	40 438	41 903
JAPAN.....	-	15 016	16 010	16 785	-	102 304	105 189	110 327
AUSTRAL.....	-	-	-	-	-	82 889	82 889	90 774
OTH CTY.....	-	5 106	5 106	5 403	-	16 488	16 488	18 604
TOTAL.....	-	292 897	299 346	331 764	-	1 801 203	1 838 330	2 014 133
8972030	WATCH BRACELETS NSPF, OVER \$.20, BUT NOT OVER \$5 PER DOZEN							(DOZ)
SWITZLD.....	542	2 415	2 416	2 480	1 876	5 658	5 659	5 810
HG KONG.....	27 346	85 550	86 012	92 590	312 471	1 104 422	1 103 861	1 138 940
CHINA T.....	120	366	366	411	3 570	12 179	12 179	12 462
JAPAN.....	180	3 613	3 613	3 697	12 980	51 278	50 383	59 371
OTH CTY.....	2 092	5 583	5 583	5 792	3 409	9 910	9 910	10 833
TOTAL.....	30 280	97 527	97 990	104 970	334 306	1 183 447	1 181 992	1 227 416

Table 2. Schedule A Commodity by Country of Origin,
Customs Value, F.a.s. and C.i.f.—Continued

(For information on coverage, definitions of Customs, f.a.s., and c.i.f. values, see Explanation of Statistics. Shipments valued less than \$251 are shown only under Schedule A commodity number 990.0000 and excluded from all other commodities. OTH CTY represents total for countries averaging under \$1,000 per month based on Customs Value)

Country of origin	Schedule A commodity number, description and unit of quantity							
	Current month				Cumulative, January to date			
	Net quantity	Value (dollars)			Net quantity	Value (dollars)		
Customs		F.a.s.	C.i.f.	Customs		F.a.s.	C.i.f.	
8972032	WATCH BRACELETS NSPF, OVER \$5 PER DOZEN							(DOZ)
CANADA.....	410	18 747	18 747	19 009	2 127	108 309	108 269	109 456
U KING.....	3 935	66 635	66 635	70 218	32 545	570 259	560 259	589 294
FRANCE.....	804	50 470	50 470	54 886	3 245	129 233	129 233	136 387
W GERM.....	994	47 871	47 900	48 871	4 180	151 928	152 302	155 904
SWITZLD.....	2 310	135 111	130 830	133 407	12 962	523 396	518 827	528 091
ITALY.....	317	8 749	8 749	9 201	5 781	113 704	113 704	119 311
KOR REP.....	275	4 524	4 524	5 139	874	14 406	14 406	15 974
HG KONG.....	58 835	504 686	505 488	530 458	220 957	1 803 420	1 801 638	1 891 013
CHINA T.....	-	-	-	-	586	6 941	6 941	7 493
JAPAN.....	19 110	548 401	548 401	564 368	66 436	2 151 358	2 151 254	2 213 359
OTH CTY.....	-	-	-	-	218	2 507	2 483	2 906
TOTAL.....	86 990	1 385 194	1 381 744	1 435 557	349 911	5 575 461	5 559 316	5 769 188
8972037	JEWELRY ETC, NSPF, OVER \$.20 PER DOZEN PIECES OR PARTS							
CANADA.....	-	74 659	74 965	75 379	-	194 154	194 852	197 489
MEXICO.....	-	34 501	34 619	35 234	-	133 672	133 977	137 358
GUATMAL.....	-	5 654	5 664	6 041	-	16 148	16 185	17 248
C RICA.....	-	-	-	-	-	18 258	18 258	18 834
HAITI.....	-	1 021	1 021	1 126	-	14 397	14 397	15 437
DOM REP.....	-	396	396	411	-	5 251	4 251	4 381
BARBADO.....	-	97 480	97 480	102 063	-	249 467	249 467	260 912
COLOMB.....	-	4 166	4 166	4 265	-	18 182	18 182	18 610
BRAZIL.....	-	29 803	29 803	32 317	-	89 250	89 350	97 226
ARGENT.....	-	576	576	636	-	5 776	5 776	5 898
SWEDEN.....	-	1 274	1 274	1 313	-	44 949	44 949	47 046
NORWAY.....	-	1 757	1 757	1 800	-	8 487	8 487	9 156
FINLAND.....	-	262	262	281	-	20 472	20 472	21 615
DENMARK.....	-	39 436	39 429	41 747	-	132 445	132 851	143 247
U KING.....	-	65 843	66 390	70 150	-	239 933	241 349	254 683
NETHLD.....	-	5 641	5 662	5 936	-	46 978	45 642	48 521
FRANCE.....	-	75 858	76 282	80 558	-	415 142	416 243	437 774
W GERM.....	-	131 266	135 989	143 744	-	1 094 845	1 121 950	1 198 307
AUSTRIA.....	-	61 767	62 319	69 212	-	324 982	340 195	372 209
CZECHO.....	-	4 696	4 758	5 013	-	30 024	30 112	33 671
SWITZLD.....	-	15 840	14 717	16 157	-	37 259	36 128	38 570
USSR.....	-	-	-	-	-	5 231	5 231	5 756
SPAIN.....	-	14 407	14 431	15 523	-	174 319	174 765	185 645
ITALY.....	-	175 519	178 590	190 739	-	817 189	820 812	876 399
GREECE.....	-	10 029	10 029	11 804	-	66 574	66 475	75 869
TURKEY.....	-	5 898	5 898	6 628	-	14 687	14 687	16 900
LEBANON.....	-	-	-	-	-	10 135	10 135	11 044
IRAN.....	-	2 934	2 934	3 415	-	14 905	14 905	16 640
ISRAEL.....	-	3 347	3 347	3 811	-	41 183	41 183	46 084
AFGHAN.....	-	18 966	18 966	20 105	-	37 471	37 471	42 710
INDIA.....	-	170 923	171 035	196 241	-	825 876	826 044	959 717
PAKISTN.....	-	2 112	2 112	2 638	-	14 192	14 192	17 288
THAILND.....	-	13 010	13 010	13 598	-	37 195	37 195	40 503
SINGAPR.....	-	1 214	1 214	1 243	-	5 318	5 318	5 841
PHIL R.....	-	193 036	193 140	215 054	-	633 827	631 010	729 662
CHINA M.....	-	3 217	3 217	3 840	-	14 974	15 059	16 992
KOR REP.....	-	384 458	387 436	409 659	-	2 290 637	2 313 869	2 423 314
HG KONG.....	-	875 577	887 583	962 046	-	4 000 314	4 055 187	4 400 053
CHINA T.....	-	420 795	425 213	463 479	-	2 150 204	2 175 744	2 322 286
JAPAN.....	-	572 738	590 256	620 452	-	2 642 952	2 711 885	2 844 194
AUSTRAL.....	-	1 960	1 960	2 068	-	8 599	8 563	8 832
N ZEAL.....	-	8 771	8 771	9 264	-	10 373	10 373	10 952
MOROC.....	-	2 000	2 000	2 453	-	16 099	16 099	17 805
EGYPT.....	-	6 023	6 023	6 488	-	17 839	17 839	20 466
GHANA.....	-	1 369	1 369	2 193	-	6 969	6 969	9 455
ETHIOP.....	-	663	663	1 149	-	5 847	5 847	10 560
KENYA.....	-	910	910	954	-	14 954	15 087	16 419
REP SAF.....	-	29 453	29 453	30 263	-	30 635	30 635	31 594
OTH CTY.....	-	4 886	4 886	5 330	-	30 158	30 150	34 620
TOTAL.....	-	3 576 111	3 621 975	3 893 820	-	17 078 770	17 295 802	18 575 792
8972040	RELIGIOUS ARTICLES NSPF, WORN OR CARRIED ON THE PERSON							
MEXICO.....	-	-	-	-	-	9 683	9 699	9 802
FRANCE.....	-	6 057	5 906	6 197	-	26 144	25 993	27 573
W GERM.....	-	8 517	8 517	8 921	-	26 489	26 489	27 872
CZECHO.....	-	-	-	-	-	70 149	70 149	72 468
SPAIN.....	-	1 121	1 121	1 174	-	9 122	9 122	10 112
ITALY.....	-	38 010	38 010	39 606	-	475 092	475 051	497 206
HG KONG.....	-	-	-	-	-	40 635	40 894	43 343
JAPAN.....	-	1 492	1 492	1 506	-	53 457	53 733	55 979
OTH CTY.....	-	2 129	2 129	2 312	-	9 092	9 092	9 915
TOTAL.....	-	57 326	57 175	59 716	-	719 863	720 222	754 270
8972060	CHAINS, RONDELLES, ETC, OF METAL, FOR JEWELRY MANUFACTURES							
W GERM.....	-	141 455	140 340	146 499	-	882 420	865 815	913 145
AUSTRIA.....	-	10 369	10 369	11 153	-	26 957	27 443	28 863
CZECHO.....	-	2 472	2 472	2 493	-	6 062	6 096	6 184
SPAIN.....	-	-	-	-	-	83 351	83 358	89 608
ITALY.....	-	925	925	1 004	-	29 230	29 230	32 390
INDIA.....	-	-	-	-	-	6 583	6 686	7 346
THAILND.....	-	7 800	7 800	8 100	-	7 800	7 800	8 100

Table 2. Schedule A Commodity by Country of Origin,
Customs Value, F.a.s. and C.i.f.—Continued

(For information on coverage, definitions of Customs, f.a.s., and c.i.f. values, see Explanation of Statistics. Shipments valued less than \$251 are shown only under Schedule A commodity number 990.0000 and excluded from all other commodities. OTH CTY represents total for countries averaging under \$1,000 per month based on Customs Value)

Country of origin	Schedule A commodity number, description and unit of quantity							
	Current month				Cumulative, January to date			
	Net quantity	Value (dollars)			Net quantity	Value (dollars)		
Customs		F.a.s.	C.i.f.	Customs		F.a.s.	C.i.f.	
KOR REP.....	-	152 883	154 797	162 716	-	991 979	1 002 712	1 042 592
HG KONG.....	-	226 152	230 443	245 013	-	1 022 967	1 039 431	1 088 416
CHINA T.....	-	12 126	12 412	12 867	-	145 718	148 376	151 732
JAPAN.....	-	102 126	105 830	110 910	-	954 225	981 488	1 023 918
OTH CTY.....	-	318	318	467	-	4 439	4 455	4 861
TOTAL.....	-	656 626	665 706	701 222	-	4 161 731	4 202 890	4 397 157
8991020	ARTICLES OF ALABASTER, OF JET, AND OF ALABASTER AND JET							
USSR.....	-	15 479	15 479	17 333	-	17 227	17 227	19 375
SPAIN.....	-	10 142	10 146	11 765	-	66 329	66 190	81 206
ITALY.....	-	77 393	78 426	89 841	-	423 383	430 544	488 490
GREECE.....	-	6 106	6 106	7 062	-	11 248	11 248	13 430
OTH CTY.....	-	-	-	-	-	5 410	5 342	6 422
TOTAL.....	-	109 120	110 157	126 001	-	523 597	530 551	608 923
8991040	ARTICLES OF SHELL, SHELLAC, IVORY, BONE, ETC, NSPF							
CANADA.....	-	215 546	227 807	216 792	-	809 316	838 159	814 870
MEXICO.....	-	14 293	14 350	14 460	-	46 839	47 044	47 331
JAMAICA.....	-	360	360	381	-	5 173	5 173	5 529
U KING.....	-	5 933	5 933	6 052	-	24 346	24 468	26 059
FRANCE.....	-	1 230	1 130	1 186	-	12 833	12 764	14 615
W GERM.....	-	16 896	16 933	17 799	-	72 597	72 634	77 504
SWITZLD.....	-	414	414	455	-	7 639	7 639	8 378
SPAIN.....	-	953	953	1 175	-	6 507	6 507	7 780
ITALY.....	-	3 617	3 654	3 954	-	53 297	53 352	59 368
ISRAEL.....	-	2 070	2 070	2 166	-	5 916	5 916	6 290
INDIA.....	-	42 684	42 684	45 211	-	172 723	172 767	189 223
THAILND.....	-	4 577	4 577	5 188	-	18 843	18 843	22 964
S VETNM.....	-	1 433	1 502	1 920	-	5 767	6 044	7 313
PHIL R.....	-	235 799	236 319	291 170	-	1 171 264	1 172 307	1 401 610
CHINA M.....	-	10 171	10 291	11 473	-	55 612	55 986	59 778
KOR REP.....	-	2 905	2 905	3 346	-	23 134	23 134	27 574
HG KONG.....	-	124 456	125 084	131 022	-	575 284	578 535	607 660
CHINA T.....	-	44 181	44 762	52 542	-	217 869	218 906	250 789
JAPAN.....	-	93 857	94 565	104 034	-	530 397	534 011	569 852
ZAIRE.....	-	5 575	5 575	5 778	-	5 575	5 575	5 778
KENYA.....	-	677	677	949	-	10 719	10 719	15 535
OTH CTY.....	-	3 104	3 107	3 668	-	37 500	36 364	41 851
TOTAL.....	-	830 731	845 652	920 721	-	3 869 150	3 906 847	4 267 651
8992120	NONELASTIC BRAIDS ETC, OF UNSPUN NATURAL MATERIALS, FOR MAKING OR ORNAMENING HEADWEAR (YD)							
HAITI.....	397 000	4 546	4 546	5 270	2 628 000	30 090	30 090	33 607
CHINA M.....	187 200	15 630	15 630	16 836	1 724 700	29 289	29 289	32 599
JAPAN.....	5 251 496	79 964	79 964	82 818	25 598 904	390 999	390 422	404 868
OTH CTY.....	705 000	4 595	4 655	4 717	1 211 500	10 859	10 965	11 642
TOTAL.....	6 540 696	104 735	104 795	109 641	31 163 104	461 237	461 192	482 716
8992140	NONELASTIC BRAIDS ETC, FOR MAKING OR ORNAMENING HEADWEAR NES (YD)							
NETHLD.....	-	-	-	-	3 795	6 222	6 222	6 442
SWITZLD.....	2 335 452	74 568	75 399	78 215	9 505 207	287 071	289 251	300 243
JAPAN.....	1 206 000	12 184	12 184	12 871	8 220 144	93 880	93 980	99 859
SENEGAL.....	-	-	-	-	748 672	24 171	24 171	24 636
OTH CTY.....	-	-	-	-	312 000	2 614	2 614	2 765
TOTAL.....	3 541 452	86 752	87 583	91 086	18 789 818	413 958	416 241	433 945
8992230	HANDBAGS OR POCKETBOOKS AND LUGGAGE, OF UNSPUN FIBROUS VEGETABLE MATERIALS (NO)							
MEXICO.....	15 474	19 067	19 135	21 187	87 469	53 294	53 720	57 690
HAITI.....	9 067	21 829	21 854	22 880	18 639	43 740	43 765	46 023
U KING.....	156	3 704	3 704	3 980	1 955	16 122	15 579	19 212
FRANCE.....	460	3 529	3 529	3 705	1 089	10 222	10 320	10 844
POLAND.....	5 124	15 395	15 395	18 558	17 896	46 942	46 942	58 802
SPAIN.....	4 663	12 426	12 426	15 935	31 315	93 190	94 087	112 987
PORTUGL.....	672	715	715	1 120	5 315	6 233	6 254	7 853
ITALY.....	43 894	151 057	151 704	184 498	186 689	781 282	786 112	918 771
YUGOSLV.....	574	1 612	1 608	2 055	36 925	43 947	43 943	49 547
PHIL R.....	34 420	62 102	61 991	75 975	332 589	559 867	558 480	695 400
CHINA M.....	58 697	42 879	46 728	64 502	370 301	250 307	253 075	336 967
HG KONG.....	66 979	78 934	80 367	105 495	451 330	649 536	652 033	806 374
CHINA T.....	13 008	15 483	15 483	19 426	66 006	73 464	73 666	88 985
OTH CTY.....	540	1 513	1 513	1 758	4 968	11 001	11 031	13 310
TOTAL.....	253 728	430 245	436 152	541 074	1 612 486	2 639 147	2 649 007	3 222 765
8992240	BASKETS, FISHING CREELS ETC, OF UNSPUN FIBROUS VEGETABLE MATERIALS (NO)							
CANADA.....	-	-	-	-	50 330	19 863	20 393	20 393
MEXICO.....	536 469	171 499	175 949	178 620	2 799 188	891 066	909 812	924 643
GUATMAL.....	4 507	561	561	654	76 276	14 099	14 099	17 160
HAITI.....	28 239	21 976	21 976	28 233	156 599	89 949	89 948	127 034
COLOMB.....	21 420	7 805	7 889	10 096	74 537	46 140	46 224	59 870
ECUADOR.....	899	992	992	1 144	16 885	5 813	5 813	7 922
BRAZIL.....	1 547	4 525	4 525	5 622	1 670	5 169	5 169	6 454
DENMARK.....	-	-	-	-	6 086	6 033	6 033	6 696
U KING.....	1 479	2 784	2 784	3 457	12 943	12 623	12 718	14 775
FRANCE.....	508	3 033	3 033	3 527	1 678	12 745	12 857	15 378
W GERM.....	2 025	2 232	2 232	2 414	3 008	6 390	6 387	6 880

Table 2. Schedule A Commodity by Country of Origin,
Customs Value, F.a.s. and C.i.f.—Continued

(For information on coverage, definitions of Customs, f.a.s., and c.i.f. values, see Explanation of Statistics. Shipments valued less than \$251 are shown only under Schedule A commodity number 990.0000 and excluded from all other commodities. OTH CTY represents total for countries averaging under \$1,000 per month based on Customs Value)

Country of origin	Schedule A commodity number, description and unit of quantity							
	Current month			Cumulative, January to date				
	Net quantity	Value (dollars)			Net quantity	Value (dollars)		
Customs		F.a.s.	C.i.f.	Customs		F.a.s.	C.i.f.	
HUNGARY.....	-	-	-	-	45 708	25 502	25 502	29 523
POLAND.....	118 577	110 882	109 970	130 904	638 940	558 389	556 577	713 128
SPAIN.....	9 209	19 120	19 075	25 629	53 306	109 741	110 163	135 223
PORTUGL.....	311 550	162 254	162 981	202 502	1 381 952	657 615	655 747	811 894
ITALY.....	95 666	80 961	82 297	103 987	787 012	598 002	613 487	778 264
YUGOSLV.....	150 931	90 629	91 533	108 055	733 864	502 129	504 936	597 847
ROMANIA.....	20 132	17 675	17 625	34 210	92 060	96 661	97 252	163 212
INDIA.....	10 809	6 485	6 485	10 486	21 946	16 012	16 012	27 331
THAILND.....	10 818	16 992	16 992	23 482	121 692	67 927	67 706	92 836
S VETNM.....	-	-	-	-	22 358	6 588	6 480	11 500
PHIL R.....	445 480	212 944	213 984	281 141	1 907 214	998 891	1 003 885	1 348 154
CHINA M.....	733 859	352 278	350 830	480 444	3 072 720	1 451 643	1 456 551	2 020 375
KOR REP.....	96 677	38 503	38 153	68 741	816 065	277 637	276 513	440 598
HG KONG.....	387 955	232 093	234 826	301 112	1 949 541	1 105 408	1 116 404	1 403 781
CHINA T.....	384 935	75 143	76 412	101 266	3 517 284	773 924	779 675	1 031 336
JAPAN.....	16 440	13 229	13 265	17 223	302 813	231 260	232 421	272 580
MADEIRA.....	73 552	40 643	40 569	49 126	263 549	153 836	153 781	188 988
U VOLTA.....	2 105	2 675	2 675	3 920	10 287	13 812	13 812	26 341
ETHIOP.....	685	1 901	1 901	3 184	13 233	16 243	16 219	28 288
KENYA.....	-	-	-	-	3 259	6 528	6 527	9 828
MALAGAS.....	10 000	5 054	5 054	6 261	10 000	5 054	5 054	6 261
OTH CTY.....	12 500	10 036	10 036	14 166	42 571	42 435	42 535	62 899
TOTAL.....	3 488 973	1 704 904	1 714 604	2 199 606	19 006 574	8 825 127	8 886 692	11 407 392
8992260	ARTICLES OF UNSpun FIBROUS VEGETABLE MATERIALS NSPF							
MEXICO.....	-	21 341	22 638	22 834	-	88 641	92 766	94 920
COLOMB.....	-	2 164	2 164	2 644	-	15 670	15 670	17 835
ECUADOR.....	-	5 200	5 200	5 723	-	8 106	8 106	9 031
SWEDEN.....	-	1 689	1 689	1 771	-	7 604	7 622	8 202
DENMARK.....	-	5 711	5 711	5 956	-	37 805	37 805	40 678
FRANCE.....	-	1 537	1 537	1 694	-	333 167	334 206	356 345
W GERM.....	-	18 658	18 763	20 069	-	44 630	44 860	50 290
AUSTRIA.....	-	37 282	37 316	49 072	-	106 496	107 233	138 834
HUNGARY.....	-	22 239	22 734	37 320	-	48 272	49 018	72 978
POLAND.....	-	25 143	23 548	34 156	-	38 880	36 607	49 471
SPAIN.....	-	41 948	41 952	51 403	-	179 286	179 179	224 800
PORTUGL.....	-	3 454	3 454	4 110	-	45 167	45 201	55 997
ITALY.....	-	12 926	14 128	17 832	-	77 003	80 467	96 474
YUGOSLV.....	-	23 593	23 835	30 372	-	62 789	63 988	79 183
INDIA.....	-	1 860	1 860	2 276	-	14 285	14 285	22 091
BNGLDH.....	-	2 953	2 952	4 291	-	13 836	13 902	21 091
THAILND.....	-	10 140	10 140	11 354	-	31 043	31 043	37 373
PHIL R.....	-	55 001	54 787	74 173	-	346 793	349 024	448 845
MACAO.....	-	995	995	1 211	-	6 785	6 785	9 683
CHINA M.....	-	78 912	77 286	92 562	-	380 017	379 269	458 733
KOR REP.....	-	11 426	11 493	14 263	-	107 750	110 769	127 420
HG KONG.....	-	268 348	271 571	373 668	-	1 268 559	1 281 864	1 710 286
CHINA T.....	-	204 187	206 729	264 482	-	939 229	944 133	1 207 315
JAPAN.....	-	31 116	31 425	36 174	-	174 105	176 060	202 679
FR P IS.....	-	1 428	1 428	1 812	-	13 438	13 438	15 489
T PAC IS.....	-	-	-	-	-	6 326	6 326	7 031
OPAC IS.....	-	1 836	1 836	2 434	-	10 259	10 259	11 585
OTH CTY.....	-	4 572	4 572	5 952	-	42 961	42 913	55 306
TOTAL.....	-	895 659	901 743	1 169 608	-	4 448 902	4 482 798	5 629 965
8992320	WHISKBROOMS OF BROOM CORN, NOT MOUNTED IN A BLOCK OR HEAD							(N0)
MEXICO.....	-	-	-	-	217 980	69 027	69 498	69 498
HUNGARY.....	28 800	8 651	8 706	9 599	1 080 720	312 536	316 501	364 755
CHINA T.....	-	-	-	-	120 000	30 001	30 001	32 701
OTH CTY.....	-	-	-	-	601	1 311	1 311	1 314
TOTAL.....	28 800	8 651	8 706	9 599	1 419 301	412 875	417 311	468 268
8992340	BROOMS AND BRUSHES NSPF OF BROOM CORN, NOT MOUNTED IN A BLOCK OR HEAD							(N0)
MEXICO.....	46 200	34 321	34 435	34 595	461 640	364 748	368 648	368 808
HUNGARY.....	-	-	-	-	1 047 600	80 522	80 332	100 327
ITALY.....	-	-	-	-	19 728	5 622	5 622	6 525
OTH CTY.....	1 176	764	764	819	5 346	2 987	2 987	3 398
TOTAL.....	47 376	35 085	35 199	35 414	1 534 314	453 879	457 589	479 058
8992360	BROOMS AND BRUSHES OF VEGETABLE MATERIALS NSPF, NOT MOUNTED IN A BLOCK OR HEAD							(N0)
OTH CTY.....	12 280	2 699	2 787	3 674	56 355	11 781	11 952	14 873
TOTAL.....	12 280	2 699	2 787	3 674	56 355	11 781	11 952	14 873
8992410	TOOTHBRUSHES							
SWEDEN.....	-	9 852	9 852	11 473	-	19 456	19 456	22 350
NORWAY.....	-	2 702	2 702	3 150	-	7 619	7 619	8 894
U KING.....	-	5 480	4 780	4 920	-	9 293	8 227	8 526
FRANCE.....	-	2 339	2 339	2 501	-	5 215	5 215	5 617
W GERM.....	-	1 047	1 047	1 154	-	18 636	18 634	19 476
SWITZLD.....	-	452	452	586	-	345 522	345 522	347 656
KOR REP.....	-	-	-	-	-	40 000	40 000	43 550
HG KONG.....	-	61 373	48 331	69 550	-	140 886	127 479	154 084
CHINA T.....	-	-	-	-	-	22 679	22 679	24 992
JAPAN.....	-	5 758	5 758	6 467	-	25 217	25 217	28 054
OTH CTY.....	-	3 111	3 111	3 406	-	6 062	6 062	6 941
TOTAL.....	-	92 114	78 372	103 207	-	640 585	626 110	670 140

Table 2. Schedule A Commodity by Country of Origin,
Customs Value, F.a.s. and C.i.f.—Continued

(For information on coverage, definitions of Customs, f.a.s., and c.i.f. values, see Explanation of Statistics. Shipments valued less than \$251 are shown only under Schedule A commodity number 990.0000 and excluded from all other commodities. OTH CTY represents total for countries averaging under \$1,000 per month based on Customs Value)

Country of origin	Schedule A commodity number, description and unit of quantity							
	Current month				Cumulative, January to date			
	Net quantity	Value (dollars)			Net quantity	Value (dollars)		
		Customs	F.a.s.	C.i.f.		Customs	F.a.s.	C.i.f.
8992420	TOILET BRUSHES, NES							(K0)
CANADA.....	49 706	24 706	24 706	25 956	170 394	81 403	81 459	86 047
SWEDEN.....	16 059	18 653	18 653	19 124	90 187	92 122	92 122	95 278
DENMARK.....	34 947	128 166	128 166	140 588	202 215	567 801	562 248	600 268
U KING.....	50 520	89 900	84 028	89 093	375 487	340 871	330 221	357 863
IRELAND.....	30 576	20 501	20 501	22 987	31 476	20 928	20 928	23 440
NETHLDs.....	9 750	36 254	36 254	37 080	79 878	43 229	43 106	44 995
FRANCE.....	192 746	130 311	129 824	139 617	954 954	582 701	584 640	635 878
W GERM.....	520 756	72 663	72 275	79 668	2 261 265	369 221	368 109	400 164
AUSTRIA.....	37 107	40 610	40 660	43 805	113 946	134 014	133 917	145 388
SWITZLD.....	55 622	37 657	38 046	40 018	184 384	149 387	149 987	157 215
SPAIN.....	-	-	-	-	17 520	18 734	18 734	21 743
ITALY.....	14 916	10 159	10 159	10 934	232 036	156 547	156 546	171 301
ISRAEL.....	37 728	11 636	11 636	12 956	145 032	49 034	49 034	54 319
CHINA M.....	-	-	-	-	60 000	8 817	8 686	9 494
KOR REP.....	272 868	74 539	74 549	95 170	2 929 998	201 552	200 135	243 392
HG KONG.....	507 828	43 498	44 250	51 394	1 912 096	192 452	194 585	223 882
CHINA T.....	89 088	24 286	24 439	28 592	703 404	219 519	216 040	240 184
JAPAN.....	122 821	45 227	45 749	49 914	853 057	286 681	285 417	307 925
OTH CTY.....	-	-	-	-	13 022	5 512	5 531	5 815
TOTAL.....	2 043 038	808 766	803 895	886 896	11 330 351	3 520 525	3 501 445	3 824 591
8992430	ARTISTS BRUSHES AND HAIR PENCILS							(002)
HAITI.....	38 722	18 770	18 768	19 231	180 505	85 051	85 014	87 194
DOM REP.....	115 007	119 054	119 061	121 465	341 939	380 787	380 793	388 847
U KING.....	3 653	23 855	23 855	24 709	100 878	336 814	336 793	345 712
IRELAND.....	18 017	60 615	60 615	61 365	84 323	232 230	232 230	235 600
FRANCE.....	1 745	10 490	10 490	10 767	16 746	114 413	114 413	116 418
W GERM.....	77 324	136 186	135 781	140 112	321 811	542 756	541 576	563 055
SWITZLD.....	-	-	-	-	1 525	5 799	5 799	5 842
KOR REP.....	122 109	32 546	32 546	35 031	578 894	161 851	161 424	181 526
HG KONG.....	169 762	37 769	38 407	42 791	807 648	135 088	136 301	151 384
CHINA T.....	228 960	55 604	55 604	56 944	346 320	94 583	93 477	97 873
JAPAN.....	386 556	255 208	255 861	268 711	1 967 723	1 394 242	1 403 698	1 463 832
OTH CTY.....	10	336	336	341	1 630	2 332	2 332	2 406
TOTAL.....	1 161 865	750 433	751 324	781 467	4 749 942	3 485 946	3 493 850	3 639 669
8992440	BROOMS AND BRUSHES, NES, INCLUDING PAINT ROLLERS							
CANADA.....	-	14 403	14 664	14 668	-	33 561	34 215	34 293
HAITI.....	-	1 493	1 493	1 543	-	49 580	49 580	51 446
SWEDEN.....	-	2 624	2 689	2 904	-	27 482	26 256	28 960
DENMARK.....	-	780	789	841	-	9 746	9 755	10 082
U KING.....	-	51 852	51 808	53 996	-	331 064	326 315	348 616
NETHLDs.....	-	1 612	1 612	1 757	-	15 643	15 643	16 701
BELGIUM.....	-	4 959	4 959	5 289	-	13 881	13 881	15 493
FRANCE.....	-	13 005	13 005	14 468	-	64 168	64 237	72 345
W GERM.....	-	70 078	69 321	75 619	-	410 101	400 826	438 258
SWITZLD.....	-	490	490	646	-	16 357	16 409	18 717
POLAND.....	-	11 355	11 355	13 703	-	32 714	32 603	39 481
SPAIN.....	-	-	-	-	-	17 104	17 104	19 915
ITALY.....	-	240 313	240 272	284 720	-	699 780	698 264	818 243
ISRAEL.....	-	9 222	9 096	10 169	-	47 754	47 008	53 110
CHINA M.....	-	6 185	6 231	6 697	-	20 916	21 600	23 792
KOR REP.....	-	20 807	20 807	22 278	-	193 705	194 065	210 719
HG KONG.....	-	34 605	35 261	39 117	-	131 001	134 812	151 299
CHINA T.....	-	66 924	67 116	74 228	-	299 206	300 988	336 914
JAPAN.....	-	39 539	39 641	43 043	-	381 134	383 627	416 296
OTH CTY.....	-	8 080	8 097	8 800	-	21 369	21 408	23 401
TOTAL.....	-	598 326	598 706	674 486	-	2 816 266	2 808 596	3 128 081
8992600	FEATHER DUSTERS							
ITALY.....	-	-	-	-	-	5 554	5 554	6 041
HG KONG.....	-	367	367	458	-	5 792	5 820	6 623
CHINA T.....	-	12 415	12 437	14 157	-	96 008	95 818	109 593
REP SAF.....	-	745	745	852	-	6 360	6 360	7 743
OTH CTY.....	-	-	-	-	-	5 528	5 528	6 613
TOTAL.....	-	13 527	13 549	15 467	-	119 242	119 080	136 613
8993100	CANDLES AND TAPERS							(LB)
CANADA.....	2 624	4 784	4 810	4 810	14 599	20 824	21 005	21 375
MEXICO.....	15 336	19 424	17 966	18 497	118 002	114 085	109 757	111 821
COLOMB.....	67 797	17 850	17 850	19 505	293 836	117 969	118 914	127 348
SWEDEN.....	-	-	-	-	17 160	15 621	15 713	17 985
FINLAND.....	507	1 049	1 049	1 114	6 352	9 098	9 098	9 830
DENMARK.....	8 750	12 630	12 630	13 300	43 336	48 809	47 093	50 890
NETHLDs.....	-	-	-	-	29 471	17 352	17 352	19 402
FRANCE.....	-	-	-	-	55 162	54 211	54 257	58 377
W GERM.....	8 162	11 156	11 147	12 251	53 907	104 006	103 803	113 565
ISRAEL.....	47 008	10 671	10 671	13 042	486 214	132 484	132 484	157 960
SINGAPR.....	-	-	-	-	10 666	9 289	9 289	10 865
KOR REP.....	33 666	18 786	18 786	23 190	260 273	142 747	142 747	176 299
HG KONG.....	302 054	161 221	159 973	188 645	1 335 829	750 089	748 420	865 691
CHINA T.....	27 614	25 099	25 099	29 183	168 657	171 745	171 788	197 767
JAPAN.....	155 385	118 124	116 871	135 171	1 187 080	912 764	911 643	1 021 136
OTH CTY.....	194	357	357	422	37 443	21 926	22 192	26 251
TOTAL.....	669 097	401 151	397 209	459 130	4 117 987	2 643 019	2 635 555	2 986 562

Table 2. **Schedule A Commodity by Country of Origin, Customs Value, F.a.s. and C.i.f.—Continued**

(For information on coverage, definitions of Customs, f.a.s., and c.i.f. values, see Explanation of Statistics. Shipments valued less than \$251 are shown only under Schedule A commodity number 990.0000 and excluded from all other commodities. OTH CTY represents total for countries averaging under \$1,000 per month based on Customs Value)

Country of origin	Schedule A commodity number, description and unit of quantity							
	Current month				Cumulative, January to date			
	Net quantity	Value (dollars)			Net quantity	Value (dollars)		
Customs		F.a.s.	C.i.f.	Customs		F.a.s.	C.i.f.	
8993200	MATCHES							
SWEDEN.....	-	181 801	179 745	206 307	-	719 144	716 422	808 070
PORTUGL.....	-	-	-	-	-	6 109	6 109	12 694
ITALY.....	-	3 135	3 135	3 477	-	16 360	15 851	17 529
KOR REP.....	-	18 239	18 313	24 557	-	70 712	71 098	94 026
CHINA T.....	-	29 016	29 067	36 107	-	50 931	51 039	63 331
JAPAN.....	-	36 236	36 397	43 499	-	352 487	353 787	411 566
AUSTRAL.....	-	6 138	6 138	6 948	-	11 859	11 859	13 197
OTH CTY.....	-	585	595	623	-	20 831	21 010	24 854
TOTAL.....	-	275 150	273 390	321 518	-	1 248 433	1 247 175	1 445 267
8993400	CIGARETTE LIGHTERS, TABLE LIGHTERS, AND LIGHTER PARTS							
CANADA.....	-	37 594	38 705	38 705	-	185 513	189 337	193 910
U KING.....	-	105 317	105 081	109 059	-	232 983	232 686	245 750
FRANCE.....	-	977 584	978 481	1 039 226	-	6 429 553	6 204 955	6 763 056
W GERM.....	-	36 639	36 639	37 722	-	450 683	450 634	466 462
AUSTRIA.....	-	195 566	195 566	204 234	-	408 131	408 131	427 613
SWITZLD.....	-	487 510	487 510	496 245	-	1 081 024	1 080 961	1 105 642
SPAIN.....	-	42 682	42 682	47 268	-	133 264	133 264	128 612
ITALY.....	-	6 004	6 004	6 405	-	22 199	22 200	23 988
KOR REP.....	-	11 301	11 610	12 383	-	57 620	58 451	61 750
HG KONG.....	-	193 253	193 273	205 849	-	882 961	881 592	946 177
JAPAN.....	-	1 178 439	1 192 798	1 253 057	-	4 265 032	4 350 981	4 570 102
OTH CTY.....	-	1 765	1 765	1 890	-	4 755	4 755	5 418
TOTAL.....	-	3 273 654	3 290 114	3 452 043	-	14 153 718	14 017 947	14 938 480
8993510	BRIERROOT, IN ROUGH OR IN BLOCKS (GR)							
SPAIN.....	590	22 145	22 145	24 544	6 100	202 598	202 598	224 450
PORTUGL.....	-	-	-	-	4 101	10 030	10 030	11 050
ITALY.....	727	48 133	48 158	51 787	1 884	117 863	117 888	127 009
GREECE.....	560	32 178	32 178	34 259	5 504	300 844	300 844	320 269
TURKEY.....	-	-	-	-	498	14 170	14 170	15 909
TOTAL.....	1 877	102 456	102 481	110 590	18 087	645 505	645 530	698 687
8993520	PIPES, TOBACCO, AND BOWLS OF BRIER (NO)							
CANADA.....	-	-	-	-	2 926	8 465	8 826	9 346
HAITI.....	-	-	-	-	12 096	5 141	5 141	5 512
NORWAY.....	372	1 870	1 870	2 011	1 616	7 003	7 009	7 504
DENMARK.....	25 718	153 734	153 734	158 482	93 644	543 258	543 790	560 153
U KING.....	37 841	168 805	168 902	174 265	182 829	649 242	648 556	672 301
IRELAND.....	-	-	-	-	4 184	19 907	19 907	20 855
NETHLDs.....	2 490	7 334	7 334	7 862	2 490	7 334	7 334	7 862
BELGIUM.....	496	2 877	2 877	2 983	5 327	19 776	19 776	20 980
FRANCE.....	14 647	40 009	40 113	42 416	206 139	360 798	361 080	377 781
W GERM.....	-	-	-	-	2 877	7 071	7 071	7 325
E GERM.....	18 000	2 380	2 380	2 947	54 000	6 968	6 968	8 301
AUSTRIA.....	2 072	7 911	7 911	8 123	7 806	28 653	28 653	29 142
SWITZLD.....	-	-	-	-	7 235	33 784	33 784	35 139
SPAIN.....	3 328	7 083	7 083	7 688	27 369	41 199	41 199	43 921
ITALY.....	218 105	228 241	228 338	238 112	1 160 844	1 241 427	1 241 887	1 297 488
TURKEY.....	-	-	-	-	2 076	5 323	5 323	5 684
ISRAEL.....	17 040	49 988	49 988	51 347	57 287	154 748	154 748	161 178
OTH CTY.....	9 283	3 778	3 778	4 448	25 912	14 650	14 714	16 984
TOTAL.....	349 392	674 010	674 308	700 684	1 856 657	3 154 747	3 155 766	3 287 456
8993530	PIPES, TOBACCO, AND BOWLS OF CLAY AND OTHER MATERIALS NES (NO)							
MEXICO.....	15 554	3 890	3 935	4 480	98 720	32 401	33 179	37 097
DENMARK.....	-	-	-	-	181	5 640	4 310	5 705
U KING.....	1 711	3 259	3 259	3 415	16 232	10 399	10 399	11 130
IRELAND.....	-	-	-	-	17 280	9 431	9 431	9 910
NETHLDs.....	576	1 457	1 457	1 550	12 698	27 841	27 841	29 495
BELGIUM.....	3 259	15 874	15 874	16 459	5 073	24 161	24 161	25 378
AUSTRIA.....	2 227	7 716	7 716	7 893	6 468	24 177	24 177	25 317
SWITZLD.....	-	-	-	-	1 000	5 247	5 247	5 458
ITALY.....	66 314	82 564	82 474	92 184	72 770	98 607	99 882	111 388
TURKEY.....	11 262	25 187	25 224	26 856	34 726	127 858	127 953	135 724
INDIA.....	13 238	5 889	5 889	6 634	69 430	89 787	89 749	104 404
THAILND.....	-	-	-	-	15 469	6 591	6 591	9 638
KOR REP.....	14 400	5 068	5 068	5 163	16 900	6 542	6 542	6 916
JAPAN.....	6 186	13 466	13 767	15 747	18 945	40 081	40 372	45 253
TNZANIA.....	1 215	5 282	5 282	5 800	2 641	8 510	8 510	9 436
OTH CTY.....	2 000	1 100	1 100	1 424	12 808	9 483	9 497	11 444
TOTAL.....	137 942	170 752	171 045	187 605	401 341	526 756	527 841	583 693
8993540	CIGAR OR CIGARETTE HOLDERS, MOUTHPIECES, AND PIPE STEMS ETC							
U KING.....	-	10 294	10 093	11 075	-	31 903	31 419	33 807
FRANCE.....	-	3 090	3 108	3 493	-	11 130	11 148	11 947
W GERM.....	-	-	-	-	-	5 187	5 213	5 422
ITALY.....	-	27 003	27 003	29 515	-	75 870	75 870	82 625
TURKEY.....	-	300	300	322	-	18 002	18 002	18 850
OTH CTY.....	-	7 768	7 821	8 877	-	27 584	27 742	31 133
TOTAL.....	-	48 455	48 325	53 282	-	169 676	169 394	183 784

Table 2. Schedule A Commodity by Country of Origin,
Customs Value, F.a.s. and C.i.f.—Continued

(For information on coverage, definitions of Customs, f.a.s., and c.i.f. values, see Explanation of Statistics. Shipments valued less than \$251 are shown only under Schedule A commodity number 990.0000 and excluded from all other commodities. OTH CTY represents total for countries averaging under \$1,000 per month based on Customs Value)

Country of origin	Schedule A commodity number, description and unit of quantity							
	Current month				Cumulative, January to date			
	Net quantity	Value (dollars)			Net quantity	Value (dollars)		
Customs		F.a.s.	C.i.f.	Customs		F.a.s.	C.i.f.	
8994100	UMBRELLAS AND PARASOLS							(NO)
CANADA.....	20 112	106 107	107 588	107 588	73 052	327 793	331 050	331 050
MEXICO.....	-	-	-	-	57 619	85 334	85 420	85 420
FRANCE.....	23	283	283	307	1 423	16 626	17 445	20 034
ITALY.....	737	4 571	4 580	5 227	3 311	29 002	29 033	33 033
CHINA M.....	1 050	806	806	1 134	8 800	6 330	6 356	8 658
KOR REP.....	23 730	32 692	32 692	35 623	115 812	133 647	133 522	142 106
HG KONG.....	233 904	169 364	169 605	187 116	1 069 568	859 551	856 716	941 205
CHINA T.....	701 352	627 040	627 206	678 401	3 010 864	2 825 455	2 823 076	3 030 840
JAPAN.....	4 221	8 919	8 919	9 347	52 319	112 854	113 497	124 300
OTH CTY.....	238	4 290	4 353	5 112	843	16 890	16 953	19 729
TOTAL.....	985 367	954 072	956 032	1 029 855	4 393 611	4 413 482	4 413 068	4 736 375
8994200	WALKING STICKS, CANES, SEAT STICKS, WHIPS AND RIDING CROPS							(NO)
CANADA.....	-	-	-	-	2 356	5 921	5 941	6 396
MEXICO.....	4 026	7 221	7 242	7 242	28 384	43 251	43 332	43 466
U KING.....	11 218	17 343	17 343	18 785	51 301	95 021	95 072	100 398
W GERM.....	16 515	15 302	15 301	17 646	35 974	42 244	42 243	48 141
ITALY.....	13 485	10 101	10 069	11 349	46 969	43 696	43 787	48 028
YUGOSLV.....	-	-	-	-	6 316	6 477	6 477	6 930
INDIA.....	8 742	2 584	2 584	3 227	20 479	8 295	8 412	10 508
PAKISTN.....	4 500	2 905	2 905	3 551	7 000	10 624	10 624	12 320
JAPAN.....	-	-	-	-	31 224	15 134	15 134	17 850
OTH CTY.....	3 809	3 552	3 552	4 511	15 415	15 568	15 538	18 478
TOTAL.....	62 295	59 008	59 016	66 311	245 418	286 231	286 560	312 515
8994300	PARTS OF UMBRELLAS, WALKING STICKS, CANES, SEAT STICKS, WHIPS AND RIDING CROPS							(GR)
CANADA.....	-	-	-	-	-	5 262	5 262	5 262
HAITI.....	-	1 541	1 541	1 649	-	16 519	16 520	17 628
BELGIUM.....	-	-	-	-	-	10 827	11 057	12 020
W GERM.....	-	5 644	5 648	5 838	-	15 636	15 411	16 328
ITALY.....	-	27 101	27 387	30 460	-	65 403	65 689	72 994
HG KONG.....	-	-	-	-	-	9 494	9 312	10 069
CHINA T.....	-	5 458	5 458	5 947	-	19 272	19 272	21 058
JAPAN.....	-	-	-	-	-	9 852	9 851	11 150
OTH CTY.....	-	1 839	1 839	2 104	-	5 807	5 807	6 656
TOTAL.....	-	41 583	41 873	45 998	-	158 072	158 187	173 185
8995210	BUTTONS OF PEARL OR SHELL							(GR)
PHIL R.....	-	-	-	-	16 857	23 079	21 775	22 352
JAPAN.....	13 207	27 325	27 081	28 108	65 507	158 517	157 276	168 519
OTH CTY.....	-	-	-	-	398	1 558	1 558	1 558
TOTAL.....	13 207	27 325	27 081	28 108	82 762	183 154	180 609	192 429
8995220	BUTTONS OF CASEIN							(GR)
CANADA.....	-	-	-	-	1 959	5 212	5 212	5 218
HAITI.....	3 468	1 034	1 034	1 074	16 580	19 419	19 299	20 292
U KING.....	700	3 836	3 836	4 194	4 981	20 839	20 829	22 545
IRELAND.....	168	1 709	1 709	2 005	612	5 345	5 345	6 139
NETHLDs.....	31 247	198 088	198 096	208 287	160 051	815 007	815 011	863 581
FRANCE.....	30 732	40 098	40 098	42 464	100 346	139 389	139 389	149 057
W GERM.....	3 794	16 981	16 981	17 782	18 552	65 831	65 950	70 045
JAPAN.....	1 489	6 384	6 384	6 942	40 207	166 142	165 071	178 742
OTH CTY.....	255	2 389	2 342	2 494	2 749	10 865	10 818	11 460
TOTAL.....	71 853	270 519	270 480	285 242	346 037	1 248 049	1 246 924	1 327 079
8995230	BUTTONS OF ACRYLIC AND/OR POLYESTER RESIN							(GR)
CANADA.....	1 816	3 517	3 600	3 600	4 995	13 084	13 270	13 296
U KING.....	846	3 320	3 320	3 507	8 497	29 698	29 698	31 041
NETHLDs.....	10 017	55 171	55 171	58 411	51 985	245 388	245 385	260 640
W GERM.....	1 993	12 185	12 185	13 061	9 149	36 124	36 479	39 841
PORTUGL.....	6 874	7 746	7 746	8 577	47 572	56 148	56 148	62 569
ITALY.....	26 650	47 137	47 137	51 440	184 354	312 667	312 667	338 592
PHIL R.....	15 000	4 820	4 820	5 022	16 200	5 567	5 567	5 807
KOR REP.....	12 146	31 930	30 021	31 911	12 146	31 930	30 021	31 911
HG KONG.....	2 544	1 236	1 236	1 272	9 680	9 904	9 904	10 701
CHINA T.....	-	-	-	-	8 998	6 213	6 510	6 999
JAPAN.....	111 920	225 583	221 243	242 715	883 820	1 670 346	1 655 410	1 803 550
OTH CTY.....	281	1 308	1 308	1 439	3 057	7 182	7 179	7 763
TOTAL.....	190 087	393 953	387 787	420 955	1 240 453	2 424 251	2 408 238	2 612 710
8995240	BUTTONS NSPF							(GR)
CANADA.....	1 346	12 550	12 687	12 749	2 630	24 842	25 136	25 242
JAMAICA.....	14 767	23 589	23 589	25 230	37 886	60 854	60 854	65 282
HAITI.....	7 943	13 233	11 519	12 793	90 952	62 347	61 000	67 539
BARBADO.....	640	5 076	5 076	5 374	640	5 076	5 076	5 374
SWEDEN.....	145	2 103	2 103	2 331	5 337	13 562	13 562	14 544
U KING.....	559	4 114	4 114	4 400	5 687	34 956	34 956	37 330
NETHLDs.....	1 382	5 231	5 231	5 521	36 618	59 703	59 703	63 498
FRANCE.....	392	3 827	3 827	4 232	3 171	18 010	18 002	19 945
W GERM.....	7 748	30 495	30 495	33 643	43 548	150 302	150 504	165 742
AUSTRIA.....	165	1 856	1 856	2 090	625	6 101	6 101	6 929
CZECHO.....	115	281	281	378	12 451	17 768	17 768	18 430

Table 2. Schedule A Commodity by Country of Origin,
Customs Value, F.a.s. and C.i.f.—Continued

(For information on coverage, definitions of Customs, f.a.s., and c.i.f. values, see Explanation of Statistics. Shipments valued less than \$251 are shown only under Schedule A commodity number 990.0000 and excluded from all other commodities. OTH CTY represents total for countries averaging under \$1,000 per month based on Customs Value)

Country of origin	Schedule A commodity number, description and unit of quantity							
	Current month				Cumulative, January to date			
	Net quantity	Value (dollars)			Net quantity	Value (dollars)		
Customs		F.a.s.	C.i.f.	Customs		F.a.s.	C.i.f.	
SWITZLD.....	-	-	-	-	295	12 009	12 009	12 220
SPAIN.....	9 269	12 627	12 627	14 303	44 260	59 374	66 498	
PORTUGL.....	3 110	9 874	9 874	11 174	20 836	52 817	59 591	
ITALY.....	174 934	222 150	222 382	241 978	986 580	1 098 768	1 192 082	
PHIL R.....	2 500	1 600	1 600	1 637	16 399	10 806	12 356	
KOR REP.....	7 693	12 833	12 520	13 260	13 853	20 921	21 800	
HG KONG.....	11 223	12 655	12 668	16 418	58 615	60 971	68 820	
CHINA T.....	1 376	5 034	5 034	5 616	4 922	14 348	15 752	
JAPAN.....	70 505	149 584	149 025	163 472	612 562	837 478	910 790	
OTH CTY.....	5 674	1 670	1 686	1 772	18 615	15 125	17 624	
TOTAL.....	321 486	530 382	528 194	578 371	2 016 482	2 636 058	2 867 388	
8995250	BUTTON BLANKS AND MOLDS, AND BUTTON PARTS							
FRANCE.....	-	11 710	11 710	12 421	-	34 448	34 448	36 524
W GERM.....	-	-	-	-	-	5 904	5 904	6 232
JAPAN.....	-	-	-	-	-	5 376	5 376	5 851
OTH CTY.....	-	300	300	469	-	12 644	12 644	13 459
TOTAL.....	-	12 010	12 010	12 890	-	58 372	58 372	62 066
8995300	SLIDE FASTENERS AND PARTS							
CANADA.....	-	3 181	3 248	3 248	-	18 087	18 241	18 376
MEXICO.....	-	965	965	1 579	-	5 262	5 262	8 326
U KING.....	-	5 779	5 779	6 003	-	6 623	6 623	6 901
FRANCE.....	-	7 137	7 137	7 846	-	18 961	18 961	20 246
W GERM.....	-	37 636	37 642	40 094	-	62 599	62 808	67 219
SWITZLD.....	-	17 980	17 980	19 371	-	93 092	93 092	99 501
ITALY.....	-	603	603	613	-	27 584	27 524	29 646
JAPAN.....	-	474 867	474 883	529 764	-	2 647 044	2 646 870	2 910 288
OTH CTY.....	-	272	272	393	-	6 289	6 289	6 952
TOTAL.....	-	548 420	548 509	608 911	-	2 885 541	2 885 670	3 167 455
8995400	COMBS & HAIR ORNAMENTS NSPF							
MEXICO.....	-	2 993	2 993	2 993	-	19 198	19 180	18 730
BRAZIL.....	-	644	644	713	-	5 364	5 364	5 817
SWEDEN.....	-	9 333	9 333	9 510	-	20 183	20 183	21 453
DENMARK.....	-	-	-	-	-	9 638	9 638	10 128
U KING.....	-	6 638	6 638	6 961	-	49 732	49 720	52 037
NETHLDs.....	-	39 641	39 641	41 012	-	46 595	46 595	49 287
BELGIUM.....	-	-	-	-	-	11 653	11 554	13 260
FRANCE.....	-	41 156	41 190	43 587	-	228 587	226 289	242 984
W GERM.....	-	28 007	28 007	28 551	-	92 674	92 684	94 749
AUSTRIA.....	-	2 134	2 134	2 219	-	30 978	30 978	27 685
SWITZLD.....	-	19 202	19 202	19 901	-	149 322	149 322	156 571
ITALY.....	-	852	852	923	-	9 744	9 715	10 039
INDIA.....	-	-	-	-	-	6 215	6 235	7 015
KOR REP.....	-	24 507	25 071	27 145	-	63 723	64 385	69 762
HG KONG.....	-	60 349	60 028	66 019	-	250 990	250 839	278 142
CHINA T.....	-	5 013	5 013	5 461	-	37 208	34 654	36 519
JAPAN.....	-	21 842	22 231	23 976	-	128 658	125 635	132 610
OTH CTY.....	-	1 731	1 731	1 819	-	8 233	8 247	9 094
TOTAL.....	-	264 042	264 708	280 790	-	1 168 695	1 161 217	1 235 882
8996100	HEARING AIDS AND PARTS							
BRAZIL.....	-	-	-	-	-	39 065	39 065	39 294
DENMARK.....	-	219 610	214 269	216 366	-	1 688 587	1 660 780	1 675 531
U KING.....	-	10 464	10 459	10 515	-	54 301	54 346	54 609
IRELAND.....	-	371	371	379	-	5 522	5 622	5 660
NETHLDs.....	-	6 556	6 556	6 680	-	223 115	222 914	225 135
W GERM.....	-	119 657	119 657	121 006	-	566 578	564 898	570 275
AUSTRIA.....	-	12 421	12 421	12 523	-	257 135	257 468	261 711
SWITZLD.....	-	154 493	152 693	153 674	-	421 010	413 851	417 632
SPAIN.....	-	46 846	46 846	47 409	-	157 814	157 814	160 070
JAPAN.....	-	7 145	7 145	7 334	-	14 838	14 838	15 220
OTH CTY.....	-	1 982	1 982	1 982	-	6 394	6 372	6 514
TOTAL.....	-	579 545	572 399	577 868	-	3 434 359	3 397 968	3 431 651
8996200	PROSTHETIC ARTICLES & DEVICES INCLUDING ARTIFICIAL TEETH, ORTHOPEDIC APPLIANCES, NSPF							
CANADA.....	-	-	-	-	-	49 632	49 706	49 979
LW HW I.....	-	-	-	-	-	6 580	6 580	6 854
TRINID.....	-	29 621	29 621	30 636	-	157 468	157 468	163 281
F W IND.....	-	-	-	-	-	5 997	5 997	6 086
COLOMB.....	-	19 899	19 899	20 430	-	99 398	99 398	102 699
BRAZIL.....	-	2 332	2 332	2 455	-	10 310	10 310	10 884
SWEDEN.....	-	-	-	-	-	55 175	55 045	57 574
U KING.....	-	45 529	45 529	47 382	-	310 535	310 158	319 537
IRELAND.....	-	5 538	5 538	5 668	-	18 223	18 223	18 509
BELGIUM.....	-	39 711	39 951	40 776	-	45 121	45 361	46 314
FRANCE.....	-	3 240	3 420	3 427	-	136 568	136 857	138 816
W GERM.....	-	110 456	110 471	114 437	-	645 270	646 787	664 890
AUSTRIA.....	-	-	-	-	-	5 334	5 334	5 796
SWITZLD.....	-	68 068	68 068	68 852	-	704 503	704 019	713 816
SPAIN.....	-	12 868	12 868	13 300	-	119 164	119 164	123 768
ITALY.....	-	28 024	28 022	29 247	-	146 133	146 131	153 442
KOR REP.....	-	355	355	551	-	9 702	9 702	10 410
CHINA T.....	-	-	-	-	-	8 585	8 585	10 967

Table 2. Schedule A Commodity by Country of Origin, Customs Value, F.a.s. and C.i.f.—Continued

(For information on coverage, definitions of Customs, f.a.s., and c.i.f. values, see Explanation of Statistics. Shipments valued less than \$251 are shown only under Schedule A commodity number 990.0000 and excluded from all other commodities. OTH CTY represents total for countries averaging under \$1,000 per month based on Customs Value)

Country of origin	Schedule A commodity number, description and unit of quantity							
	Current month				Cumulative, January to date			
	Net quantity	Value (dollars)			Net quantity	Value (dollars)		
Customs		F.a.s.	C.i.f.	Customs		F.a.s.	C.i.f.	
JAPAN.....	-	-	-	-	-	6 183	6 183	6 320
N ZEAL.....	-	2 169	2 169	2 405	-	6 092	6 092	6 626
OTH CTY.....	-	682	682	716	-	3 869	3 869	4 092
TOTAL.....	-	368 492	368 925	380 282	-	2 549 642	2 550 969	2 620 662
8999000	PARACHUTES AND PARTS, AND SPACECRAFT							
CANADA.....	-	800	800	848	-	28 519	28 603	28 874
U KING.....	-	-	-	-	-	16 630	16 650	17 535
FRANCE.....	-	1 761	1 792	1 841	-	13 183	13 303	13 636
KOR REP.....	-	-	-	-	-	8 590	8 590	9 262
OTH CTY.....	-	424	424	434	-	3 824	3 828	4 081
TOTAL.....	-	2 985	3 016	3 123	-	70 746	71 174	73 388
8999100	GUT, CAT, WHIP & ORIENTAL AND ARTICLES OF GUT NSPF, INCLUDING GOLDBEATERS MOLDS & SKINS							
BRAZIL.....	-	-	-	-	-	17 681	17 681	17 981
ITALY.....	-	-	-	-	-	291 707	291 894	293 396
AUSTRAL.....	-	119 294	119 294	119 819	-	613 629	613 867	616 516
OTH CTY.....	-	654	623	654	-	11 979	11 948	13 194
TOTAL.....	-	119 948	119 917	120 473	-	934 996	935 410	941 087
8999200	FEATHERS, ORNAMENTAL, ETC AND ARTICLES OF ORNAMENTAL FEATHERS, NSPF							
CANADA.....	-	54 824	54 981	55 062	-	278 470	279 018	279 880
HAITI.....	-	3 192	3 192	3 268	-	12 972	12 972	13 233
BELGIUM.....	-	24 730	24 730	26 542	-	80 356	80 356	89 868
W GERM.....	-	10 840	10 840	11 484	-	70 611	70 501	73 818
SWITZLD.....	-	-	-	-	-	7 154	7 154	7 443
ISRAEL.....	-	3 863	3 863	4 074	-	17 476	17 776	18 697
CHINA M.....	-	4 782	4 782	5 101	-	13 789	13 805	15 006
KOR REP.....	-	7 500	7 913	8 266	-	9 758	10 171	10 638
HG KONG.....	-	91 016	91 773	98 925	-	523 173	522 349	561 322
CHINA T.....	-	349 238	351 427	367 530	-	1 518 560	1 520 868	1 652 901
JAPAN.....	-	5 240	5 516	5 935	-	19 445	20 694	22 743
OTH CTY.....	-	5 118	5 118	5 506	-	12 362	12 362	13 278
TOTAL.....	-	560 343	564 093	591 693	-	2 564 126	2 568 026	2 759 027
8999320	ARTIFICIAL FLOWERS, FRUIT, FOLIAGE, ETC, CHIEFLY OF PLASTICS							
CANADA.....	-	-	-	-	-	15 688	15 814	15 814
MEXICO.....	-	3 926	3 998	3 998	-	5 078	5 110	5 150
U KING.....	-	-	-	-	-	5 003	5 003	5 549
FRANCE.....	-	-	-	-	-	33 904	33 904	39 633
W GERM.....	-	11 069	11 130	13 201	-	46 334	46 484	52 302
SPAIN.....	-	595	595	706	-	27 475	27 425	35 797
ITALY.....	-	5 565	5 576	7 473	-	31 847	32 364	39 861
THAILND.....	-	15 523	15 523	22 503	-	251 336	251 628	350 124
MALAYSA.....	-	-	-	-	-	9 596	10 015	14 076
SINGAPR.....	-	5 792	5 792	7 926	-	121 783	120 416	150 455
CHINA M.....	-	-	-	-	-	54 325	59 528	65 812
KOR REP.....	-	3 580	3 580	4 407	-	13 947	13 947	16 386
HG KONG.....	-	1 720 317	1 788 820	2 222 805	-	8 557 387	8 773 044	10 916 708
CHINA T.....	-	174 430	185 017	237 242	-	869 407	893 552	1 132 833
JAPAN.....	-	16 051	17 592	20 946	-	173 717	180 237	210 297
OTH CTY.....	-	-	-	-	-	3 953	3 953	4 498
TOTAL.....	-	1 956 848	2 037 623	2 541 207	-	10 220 780	10 472 424	13 055 295
8999340	ARTIFICIAL FLOWERS, FRUIT, FOLIAGE, ETC, OF MATERIALS OTHER THAN PLASTICS							
MEXICO.....	-	12 045	12 072	12 660	-	48 937	49 712	52 069
HAITI.....	-	4 273	4 273	4 372	-	10 764	10 764	11 011
BRAZIL.....	-	-	-	-	-	6 001	6 001	6 943
ARGENT.....	-	2 492	2 492	2 919	-	7 735	7 735	9 220
FRANCE.....	-	3 455	3 429	3 760	-	22 458	22 441	24 819
W GERM.....	-	2 507	2 507	2 737	-	52 504	52 369	59 111
E GERM.....	-	5 033	5 033	6 270	-	106 973	106 119	118 707
CZECHO.....	-	5 895	5 895	6 755	-	24 690	24 690	30 174
POLAND.....	-	538	538	564	-	8 040	8 046	8 674
PORTUGL.....	-	7 570	7 570	8 361	-	19 991	19 991	21 940
ITALY.....	-	25 500	25 547	29 297	-	118 483	118 942	135 057
THAILND.....	-	2 382	2 382	2 545	-	5 605	5 605	6 183
PHIL R.....	-	5 871	5 871	6 935	-	10 518	10 518	12 628
CHINA M.....	-	29 206	38 173	43 149	-	91 404	104 721	117 284
KOR REP.....	-	80 132	80 666	92 037	-	464 785	465 376	528 560
HG KONG.....	-	3 654	3 828	4 587	-	69 868	72 918	81 243
CHINA T.....	-	17 105	17 856	19 358	-	130 000	132 917	147 137
JAPAN.....	-	56 192	59 418	65 087	-	442 917	462 112	507 294
OTH CTY.....	-	-	-	-	-	7 856	7 856	10 839
TOTAL.....	-	263 850	277 550	311 393	-	1 649 529	1 688 833	1 888 893
8999500	WIGS, TOUPEES, CHIGNONS & LIKE ARTICLES							
MEXICO.....	-	2 690	2 690	2 697	-	13 678	13 592	13 679
HAITI.....	-	17 070	16 970	17 070	-	100 112	100 012	100 610
DOM REP.....	-	-	-	-	-	8 105	8 105	8 302
BRAZIL.....	-	10 338	10 338	11 194	-	10 338	10 338	11 194
U KING.....	-	360	360	410	-	21 768	21 075	23 328
FRANCE.....	-	-	-	-	-	12 551	12 554	12 991
W GERM.....	-	4 328	4 328	4 546	-	5 635	5 635	5 940

Table 2. Schedule A Commodity by Country of Origin,
Customs Value, F.a.s. and C.i.f.—Continued

(For information on coverage, definitions of Customs, f.a.s., and c.i.f. values, see Explanation of Statistics. Shipments valued less than \$251 are shown only under Schedule A commodity number 990.0000 and excluded from all other commodities. OTH CTY represents total for countries averaging under \$1,000 per month based on Customs Value)

Country of origin	Schedule A commodity number, description and unit of quantity							
	Current month				Cumulative, January to date			
	Net quantity	Value (dollars)			Net quantity	Value (dollars)		
		Customs	F.a.s.	C.i.f.		Customs	F.a.s.	C.i.f.
ITALY.....	-	3 210	3 210	3 725	-	16 649	16 649	18 638
PHIL R.....	-	6 648	6 648	7 277	-	15 748	15 748	17 169
CHINA M.....	-	9 456	9 456	11 441	-	65 871	65 871	74 641
KOR REP.....	-	4 340 873	4 330 035	4 988 931	-	16 242 607	16 200 356	18 518 937
HG KONG.....	-	334 540	334 651	369 493	-	1 313 465	1 311 866	1 437 530
CHINA T.....	-	93 986	76 512	88 222	-	478 677	420 849	474 327
JAPAN.....	-	91 638	91 638	100 174	-	216 198	216 198	231 594
OTH CTY.....	-	569	569	625	-	12 373	12 373	14 045
TOTAL.....	-	4 915 706	4 887 405	5 605 805	-	18 533 775	18 431 221	20 962 925
8999600	HAND FANS					(NO)		
SPAIN.....	720	697	697	749	8 813	12 556	12 556	13 576
CHINA M.....	38 400	4 400	4 402	4 524	134 400	12 522	12 564	13 456
KOR REP.....	187 200	1 513	1 513	1 782	481 200	5 044	5 090	6 187
HG KONG.....	58 850	7 795	7 997	8 721	970 286	38 758	39 794	45 564
CHINA T.....	25 200	1 765	1 770	2 120	331 950	7 516	7 521	8 642
JAPAN.....	17 492	6 361	6 516	7 101	36 341	22 709	23 450	25 195
OTH CTY.....	9 200	720	720	1 134	59 094	5 215	5 215	7 004
TOTAL.....	337 062	23 251	23 615	26 131	2 022 084	104 320	106 190	119 624
8999700	VACUUM CONTAINERS, AND PARTS EXCEPT GLASS INNERS							
SWEDEN.....	-	5 914	5 914	7 268	-	10 683	10 683	13 050
W GERM.....	-	2 784	2 784	2 979	-	7 818	7 812	8 617
HG KONG.....	-	3 335	3 335	3 653	-	5 282	5 303	5 906
CHINA T.....	-	1 758	1 758	2 316	-	16 812	17 243	20 528
JAPAN.....	-	54 805	55 808	62 115	-	236 538	237 910	272 283
OTH CTY.....	-	561	561	664	-	7 448	7 448	8 629
TOTAL.....	-	69 157	70 160	78 995	-	284 581	286 399	329 013

Table 2. Schedule A Commodity by Country of Origin,
Customs Value, F.a.s. and C.i.f.—Continued

(For information on coverage, definitions of Customs, f.a.s., and c.i.f. values, see Explanation of Statistics. Shipments valued less than \$251 are shown only under Schedule A commodity number 990.000 and excluded from all other commodities. OTH CTY represents total for countries averaging under \$1,000 per month based on Customs Value)

Country of origin	Schedule A commodity number, description and unit of quantity							
	Current month			Cumulative, January to date				
	Net quantity	Value (dollars)			Net quantity	Value (dollars)		
Customs		F.a.s.	C.i.f.	Customs		F.a.s.	C.i.f.	
9311010	UNITED STATES GOODS RETURNED							
CANADA.....	-	64 275 210	64 734 235	64 879 212	-	326 647 505	328 896 207	330 724 686
MEXICO.....	-	11 196 507	11 240 971	11 271 936	-	51 895 035	52 049 846	52 246 319
GUATMAL.....	-	995 624	995 627	1 087 566	-	1 600 708	1 600 716	1 719 685
BELIZE.....	-	1 597	1 597	1 707	-	1 185 773	1 165 779	1 224 514
SALVADR.....	-	105 735	105 742	133 916	-	1 016 398	1 016 365	1 080 247
HONDURA.....	-	57 808	57 808	63 615	-	511 299	514 299	555 452
NICARAG.....	-	26 628	26 635	28 721	-	601 377	601 384	640 446
C RICA.....	-	286 159	286 159	291 239	-	608 223	607 971	633 363
PANAMA.....	-	475 382	475 386	514 968	-	1 653 465	1 653 965	1 757 776
CANAL Z.....	-	2 602	2 602	3 018	-	22 524	22 524	23 353
BERMUDA.....	-	112 387	112 386	115 731	-	489 458	489 472	506 883
BAHAMAS.....	-	708 671	708 698	728 271	-	9 257 523	9 258 556	9 380 199
JAMAICA.....	-	418 300	418 380	430 199	-	5 079 915	4 280 276	4 359 380
HAITI.....	-	109 979	109 991	113 163	-	1 738 583	1 738 187	1 782 006
DOM REP.....	-	145 917	145 917	157 215	-	1 004 051	1 004 393	1 084 433
LW WW I.....	-	49 117	49 117	52 081	-	268 830	268 830	290 804
BARBADO.....	-	414 347	414 347	435 392	-	1 068 668	1 068 689	1 155 215
TRINID.....	-	352 764	352 803	369 091	-	1 434 481	1 431 372	1 510 494
N ANTIL.....	-	424 897	424 897	439 828	-	2 836 701	2 836 712	2 942 388
F W IND.....	-	2 910	2 910	4 087	-	45 014	45 014	51 497
COLOMB.....	-	754 169	754 169	773 998	-	2 238 850	2 238 949	2 344 376
VENEZ.....	-	2 330 911	2 330 870	2 379 130	-	6 071 898	6 071 946	6 226 954
GUYANA.....	-	14 264	14 270	14 695	-	275 607	275 615	304 951
SURINAM.....	-	10 057	10 057	11 474	-	312 189	312 189	327 966
F GUTAN.....	-	1 331	1 331	1 351	-	235 512	235 512	239 456
ECUADOR.....	-	288 658	288 658	305 862	-	1 316 798	1 316 843	1 358 481
PERU.....	-	892 221	882 221	916 506	-	2 773 486	2 763 506	2 878 850
BOLIVIA.....	-	110 948	110 948	112 425	-	543 408	543 408	551 242
CHILE.....	-	44 000	44 000	46 638	-	439 693	439 693	461 349
BRAZIL.....	-	1 081 884	1 082 057	1 105 178	-	6 185 978	6 186 547	6 452 366
PARAGUA.....	-	16 591	16 591	17 481	-	36 135	36 135	37 355
URUGUAY.....	-	157 136	157 136	162 454	-	215 414	215 414	223 235
ARGENT.....	-	423 642	423 733	434 629	-	1 311 224	1 311 474	1 357 825
ICELAND.....	-	17 511	17 511	18 485	-	112 445	112 445	117 568
SWEDEN.....	-	1 540 704	1 538 140	1 578 701	-	8 012 872	8 006 417	8 259 354
NORWAY.....	-	418 698	418 698	430 748	-	1 952 481	1 952 685	2 022 654
FINLAND.....	-	149 849	149 849	162 481	-	1 088 810	1 088 848	1 145 599
DENMARK.....	-	782 664	782 736	808 677	-	3 429 964	3 428 996	3 568 218
U KING.....	-	11 211 455	11 213 867	11 640 270	-	53 434 078	53 422 610	55 215 263
IRELAND.....	-	530 904	531 160	546 839	-	2 910 319	2 910 095	3 009 987
NETHLS.....	-	3 437 312	3 437 546	3 554 414	-	20 152 925	20 139 608	20 792 104
BELGIUM.....	-	2 480 564	2 481 255	2 559 188	-	11 649 722	11 651 362	12 121 033
FRANCE.....	-	6 440 658	6 439 463	6 588 987	-	30 099 739	30 101 673	30 977 494
W GERM.....	-	5 790 019	5 791 348	6 005 936	-	35 308 023	35 272 023	36 322 952
E GERM.....	-	-	-	-	-	7 973	7 973	8 174
AUSTRIA.....	-	89 168	89 228	97 036	-	600 748	597 296	649 614
CZECHO.....	-	1 000	1 000	1 198	-	43 304	43 304	46 450
SWITZLD.....	-	3 057 602	3 057 623	3 100 929	-	22 023 625	22 008 555	22 761 569
ESTONIA.....	-	-	-	-	-	24 815	24 815	25 015
POLAND.....	-	8 670	8 670	8 972	-	1 018 082	1 018 082	1 049 750
USSR.....	-	1 515	1 515	1 912	-	382 156	382 174	394 230
SPAIN.....	-	1 737 587	1 737 592	1 782 121	-	5 129 783	5 131 475	5 344 684
PORTUGL.....	-	503 027	503 047	521 916	-	1 318 223	1 318 275	1 390 476
MALTA.....	-	585	585	655	-	35 236	35 236	37 290
ITALY.....	-	1 176 780	1 176 967	1 254 452	-	9 969 015	9 962 153	10 435 324
YUGOSLV.....	-	37 212	37 212	38 690	-	561 113	561 138	571 711
GREECE.....	-	147 168	147 173	161 044	-	605 660	605 803	664 718
ROMANIA.....	-	140 696	140 482	140 956	-	575 731	575 517	582 449
BULGAR.....	-	-	-	-	-	63 000	63 000	63 446
TURKEY.....	-	258 772	258 772	260 476	-	1 253 781	1 254 056	1 292 947
CYPRUS.....	-	-	-	-	-	58 528	58 528	60 783
SYRIA.....	-	-	-	-	-	9 433	9 433	9 682
LEBANON.....	-	288 819	288 819	300 829	-	1 771 213	1 773 740	1 849 317
IRAQ.....	-	4 000	4 000	4 059	-	293 158	293 158	300 162
IRAN.....	-	114 001	114 058	131 731	-	1 716 430	1 716 496	1 819 253
ISRAEL.....	-	910 596	910 587	936 413	-	4 051 311	4 051 065	4 185 729
JORDAN.....	-	4 553	4 553	4 753	-	108 825	108 825	111 130
GAZA ST.....	-	-	-	-	-	49 819	50 494	50 643
KUWAIT.....	-	33 343	33 343	38 369	-	798 649	800 696	836 310
S ARAB.....	-	1 475 515	1 475 515	1 535 687	-	5 460 355	5 460 355	5 694 090
QATAR.....	-	450	450	477	-	86 184	86 184	108 665
ARAB EM.....	-	542 280	542 280	620 838	-	1 708 702	1 708 702	1 876 437
YEMEN A.....	-	-	-	-	-	7 706	7 706	7 706
OMAN.....	-	94 347	94 361	96 630	-	142 193	142 375	147 349
BAHRAIN.....	-	47 578	47 578	51 935	-	225 520	225 532	245 076
INDIA.....	-	133 258	133 258	138 228	-	615 013	615 067	706 187
PAKISTN.....	-	42 833	42 833	43 893	-	1 191 503	1 191 503	1 197 225
NEPAL.....	-	2 200	2 200	2 267	-	10 720	10 720	11 021
SRI LKA.....	-	3 515	3 515	3 761	-	134 098	134 098	155 474
BURMA.....	-	4 350	4 350	4 836	-	19 520	19 520	23 059
THAILND.....	-	125 680	125 680	129 471	-	413 194	413 194	444 469
S VETNM.....	-	343 549	343 549	351 021	-	462 458	463 044	497 212
LAOS.....	-	2 256	2 256	2 515	-	64 096	64 096	74 180
CAMBOD.....	-	-	-	-	-	6 851	6 851	6 867
MALAYSA.....	-	389 605	389 604	399 786	-	1 747 547	1 747 252	1 813 177
SINGAPR.....	-	1 435 002	1 435 596	1 495 165	-	6 420 862	6 419 359	6 815 223
INDNSIA.....	-	41 163	41 206	45 294	-	279 823	278 961	304 025
PHIL R.....	-	260 542	260 545	282 649	-	1 087 496	1 087 623	1 168 045

Table 2. Schedule A Commodity by Country of Origin,
Customs Value, F.a.s. and C.i.f.—Continued

(For information on coverage, definitions of Customs, f.a.s., and c.i.f. values, see Explanation of Statistics. Shipments valued less than \$251 are shown only under Schedule A commodity number 990.0000 and excluded from all other commodities. OTH CTY represents total for countries averaging under \$1,000 per month based on Customs Value)

Country of origin	Schedule A commodity number, description and unit of quantity							
	Current month			Cumulative, January to date				
	Net quantity	Value (dollars)			Net quantity	Value (dollars)		
		Customs	F.a.s.	C.i.f.		Customs	F.a.s.	C.i.f.
SO ASIA.....	-	26 634	26 634	28 243	-	159 352	159 352	166 213
CHINA M.....	-	124 628	124 628	125 963	-	492 546	492 546	495 978
KOR REP.....	-	932 010	932 015	948 576	-	3 584 052	3 584 100	3 725 332
HG KONG.....	-	3 072 468	3 070 295	3 105 680	-	19 186 225	19 176 724	19 426 267
CHINA T.....	-	922 089	922 129	1 006 899	-	6 627 799	6 627 980	6 937 621
JAPAN.....	-	7 477 409	7 436 264	7 797 767	-	46 045 092	45 935 050	48 152 003
AUSTRAL.....	-	2 518 674	2 519 413	2 610 247	-	12 756 564	12 796 780	13 225 578
NEW GUI.....	-	37 133	37 133	37 920	-	46 437	46 437	47 796
N ZEAL.....	-	676 865	676 885	696 017	-	2 769 601	2 769 422	2 868 772
FR P IS.....	-	36 947	36 947	37 739	-	173 017	173 017	184 679
T PAC I.....	-	6 285	6 285	6 836	-	397 951	397 951	418 257
OPAC IS.....	-	11 095	11 095	11 678	-	74 375	74 375	76 554
MOROC.....	-	16 412	16 412	17 167	-	652 919	652 919	666 969
ALGERIA.....	-	2 031	2 031	2 793	-	55 921	55 921	61 854
TUNISIA.....	-	2 440	2 440	2 580	-	29 174	29 189	31 849
LIBYA.....	-	500 314	500 314	611 995	-	1 102 372	1 102 372	1 231 872
EGYPT.....	-	71 111	71 111	104 426	-	506 565	506 565	599 972
SUDAN.....	-	32 916	32 916	33 497	-	141 685	141 685	145 179
CNRY I.....	-	6 174	6 174	6 500	-	60 720	60 720	66 305
MAURITN.....	-	16 429	16 429	18 514	-	26 486	26 486	29 430
CAMROON.....	-	3 000	3 000	3 521	-	6 600	6 600	7 390
SENEGAL.....	-	1 429	1 429	1 562	-	10 015	10 015	11 144
MALI.....	-	-	-	-	-	11 640	11 640	12 958
GUINEA.....	-	-	-	-	-	14 800	14 800	16 173
SIER LN.....	-	3 791	3 791	4 492	-	38 195	38 195	39 848
IVY CST.....	-	192 384	192 384	201 070	-	327 098	327 098	350 905
GHANA.....	-	62 041	62 041	68 212	-	144 281	144 281	160 568
NIGER.....	-	46 213	46 213	47 097	-	53 013	53 013	54 784
TOGO.....	-	5 250	8 250	9 277	-	30 250	33 250	35 155
NIGERIA.....	-	189 896	189 900	204 531	-	411 387	411 391	446 152
GABON.....	-	9 330	9 330	10 458	-	75 378	75 378	81 413
CHAD.....	-	12 000	12 000	12 343	-	73 661	73 661	74 877
ANGOLA.....	-	55 757	55 757	57 672	-	323 847	323 847	356 508
CO BRAZ.....	-	2 202	2 202	2 502	-	7 563	7 563	8 322
O PW AF.....	-	-	-	-	-	6 000	6 000	7 905
LIBERIA.....	-	39 943	39 943	43 594	-	458 127	446 827	474 460
ZAIRE.....	-	5 312	5 312	5 691	-	17 058 623	17 058 623	17 993 793
SOMALIA.....	-	-	-	-	-	66 683	66 683	68 886
ETHIOP.....	-	101 153	101 153	104 014	-	605 445	605 445	642 242
AFRS IS.....	-	23 200	23 200	23 814	-	101 942	101 856	106 915
UGANDA.....	-	5 581	5 581	5 620	-	34 245	34 245	34 918
KENYA.....	-	28 318	28 318	32 645	-	205 170	205 170	267 245
SEYCHEL.....	-	17 015	17 015	20 766	-	148 104	148 104	160 616
TNZANIA.....	-	-	-	-	-	43 070	43 245	45 187
MAURIT.....	-	5 217	5 217	5 487	-	66 517	67 517	70 348
MOZAMBQ.....	-	1 721	1 721	1 898	-	21 532	21 532	22 781
MALAGAS.....	-	1 373	1 373	1 431	-	13 084	13 084	13 726
F IND O.....	-	-	-	-	-	5 185	5 185	6 561
REP SAF.....	-	519 777	520 800	552 793	-	4 586 390	4 585 286	4 894 858
SW AFR.....	-	33 437	33 437	34 614	-	76 942	76 942	80 047
BOTSWAN.....	-	-	-	-	-	29 531	29 527	31 040
ZAMBIA.....	-	6 323	6 325	8 734	-	23 293	23 302	29 088
OTH CTY.....	-	10 304	10 304	11 835	-	24 357	24 364	29 218
TOTAL.....	-	150 419 939	150 877 370	153 975 177	-	791 617 361	793 041 281	811 017 056
9311020	REIMPORTED ARTICLES							
CANADA.....	-	87 427	87 882	88 153	-	1 103 969	1 106 165	1 108 783
MEXICO.....	-	10 431	10 436	10 763	-	32 139	32 160	32 913
LW WW I.....	-	-	-	-	-	32 315	32 315	32 523
BRAZIL.....	-	-	-	-	-	19 281	19 315	19 431
SWEDEN.....	-	-	-	-	-	80 106	80 106	81 112
U KING.....	-	89 823	89 990	91 794	-	286 740	287 112	295 335
IRELAND.....	-	15 350	15 350	15 366	-	15 350	15 350	15 366
NETHLDs.....	-	-	-	-	-	43 303	43 303	45 233
BELGIUM.....	-	6 600	6 672	6 672	-	52 911	53 127	53 672
FRANCE.....	-	259 939	259 952	260 467	-	892 924	892 937	932 593
W GERM.....	-	103 097	103 495	104 317	-	334 581	335 437	338 233
AUSTRIA.....	-	4 810	4 835	4 835	-	30 811	30 844	30 844
SWITZLD.....	-	11 870	12 014	12 085	-	86 972	87 130	90 472
SPAIN.....	-	5 267	5 267	5 556	-	22 318	22 318	23 564
PORTUGL.....	-	47 331	47 360	48 965	-	124 531	124 617	128 389
ITALY.....	-	10 553	10 738	10 858	-	71 169	71 388	72 114
LEBANON.....	-	-	-	-	-	21 923	21 923	22 722
ISRAEL.....	-	43 336	43 370	43 629	-	43 336	43 370	43 629
THAILND.....	-	-	-	-	-	115 892	115 892	116 032
MALAYSA.....	-	4 500	4 521	4 568	-	23 136	23 154	23 373
SINGAPR.....	-	2 340	2 340	2 386	-	30 138	30 174	30 430
INDNSIA.....	-	10 300	10 328	10 329	-	61 374	61 483	61 674
PHIL R.....	-	775	775	876	-	16 738	16 875	16 976
KOR REP.....	-	7 567	7 579	7 664	-	212 924	213 071	215 765
HG KONG.....	-	34 996	34 996	35 662	-	157 950	158 382	162 814
CHINA T.....	-	607	623	623	-	22 908	23 163	23 527
JAPAN.....	-	367 444	368 056	381 258	-	635 273	636 202	672 478
AUSTRAL.....	-	39 650	39 866	39 866	-	72 912	73 488	73 794
KENYA.....	-	-	-	-	-	32 065	32 065	33 043
REP SAF.....	-	5 360	5 432	5 432	-	11 130	11 202	11 227
OTH CTY.....	-	5 513	5 513	5 893	-	20 139	20 149	21 489
TOTAL.....	-	1 174 886	1 177 390	1 198 017	-	4 707 258	4 714 217	4 829 550

Table 2. Schedule A Commodity by Country of Origin,
Customs Value, F.a.s. and C.i.f.—Continued

(For information on coverage, definitions of Customs, f.a.s., and c.i.f. values, see Explanation of Statistics. Shipments valued less than \$251 are shown only under Schedule A commodity number 990.0000 and excluded from all other commodities. OTH CTY represents total for countries averaging under \$1,000 per month based on Customs Value)

Country of origin	Schedule A commodity number, description and unit of quantity							
	Current month			Cumulative, January to date				
	Net quantity	Value (dollars)			Net quantity	Value (dollars)		
Customs		F.a.s.	C.i.f.	Customs		F.a.s.	C.i.f.	
9311025 VALUE OF FOREIGN REPAIRS AND ALTERATIONS OF U.S. ARTICLES								
CANADA.....	-	2 555 029	2 561 291	2 616 862	-	14 353 341	14 268 768	14 690 405
MEXICO.....	-	881 928	890 965	893 629	-	4 927 556	4 931 074	5 109 761
SALVADR.....	-	25 326	23 129	30 957	-	25 579	23 382	31 226
HAITI.....	-	2 849	2 849	3 779	-	39 764	40 377	48 716
DOM REP.....	-	16 927	16 927	19 220	-	273 793	273 793	307 711
BARBADO.....	-	345	345	346	-	26 129	26 129	26 133
TRINID.....	-	-	-	-	-	32 443	32 443	32 511
VENEZ.....	-	-	-	-	-	6 373	6 373	6 373
BRAZIL.....	-	4 648	4 648	4 714	-	18 111	18 111	19 009
SWEDEN.....	-	19 830	19 830	20 213	-	90 289	90 307	102 415
NORWAY.....	-	60 052	60 112	60 700	-	112 530	112 595	113 515
DENMARK.....	-	7 620	7 620	8 823	-	50 596	50 596	54 342
U KING.....	-	556 944	566 501	589 739	-	4 892 680	4 953 318	5 160 091
IRELAND.....	-	1 471	1 475	1 565	-	22 117	22 121	23 155
NETHLDs.....	-	20 477	20 477	21 089	-	88 193	88 193	90 236
BELGIUM.....	-	7 702	7 702	8 239	-	59 485	68 511	73 830
FRANCE.....	-	250 156	285 347	290 809	-	1 457 167	1 598 228	1 631 875
W GERM.....	-	212 392	214 951	240 281	-	940 873	971 247	1 051 412
AUSTRIA.....	-	84 749	84 749	112 483	-	97 845	97 845	126 463
SWITZLD.....	-	128 181	129 451	143 272	-	507 403	515 400	563 472
SPAIN.....	-	1 700	1 700	3 856	-	31 796	34 046	39 053
PORTUGL.....	-	-	-	-	-	20 353	31 853	37 271
ITALY.....	-	62 643	62 597	65 300	-	180 627	180 540	196 599
ISRAEL.....	-	24 582	24 582	24 977	-	40 641	42 201	43 923
INDIA.....	-	-	-	-	-	11 779	11 779	11 779
PAKISTN.....	-	-	-	-	-	10 551	10 551	10 551
S VETNM.....	-	5 938	5 938	5 938	-	8 587	8 587	8 587
MALAYSIA.....	-	11 034	11 034	11 469	-	93 465	94 492	98 448
SINGAPR.....	-	293 413	293 413	293 545	-	737 358	737 360	738 673
PHIL R.....	-	1 142	1 142	1 340	-	19 181	19 181	20 668
KOR REP.....	-	28 181	29 007	30 711	-	193 119	195 408	202 112
HG KONG.....	-	113 214	113 103	122 127	-	502 087	502 979	539 864
CHINA T.....	-	21 128	20 861	29 361	-	143 265	140 537	164 527
JAPAN.....	-	344 623	354 761	392 207	-	960 133	972 161	1 061 498
AUSTRAL.....	-	15 841	16 838	17 521	-	22 184	23 598	24 524
REP SAF.....	-	-	-	-	-	72 055	72 055	72 055
OTH CTY.....	-	3 658	3 658	3 683	-	34 164	34 378	36 629
TOTAL.....	-	5 763 723	5 837 003	6 068 755	-	31 103 612	31 320 517	32 569 412
9311050 CLASSROOM MATERIALS FOR INSTRUCTION OF CHILDREN								
CANADA.....	-	360	371	371	-	15 747	15 851	15 851
U KING.....	-	1 058	1 077	1 283	-	15 348	15 428	16 928
NETHLDs.....	-	7 191	7 191	7 657	-	43 198	43 203	46 596
W GERM.....	-	-	-	-	-	7 439	7 439	7 715
ITALY.....	-	-	-	-	-	7 148	7 148	8 774
JAPAN.....	-	-	-	-	-	5 315	5 645	6 258
OTH CTY.....	-	316	316	432	-	6 324	6 324	7 356
TOTAL.....	-	8 925	8 955	9 743	-	100 519	101 038	109 482
9311060 VISUAL OR AUDITORY MATERIAL OF AN EDUCATIONAL SCIENTIFIC OR CULTURAL CHARACTER								
CANADA.....	-	62 511	63 202	63 305	-	347 346	349 864	350 553
MEXICO.....	-	1 800	1 800	1 846	-	6 715	6 715	6 921
BARBADO.....	-	-	-	-	-	18 900	18 900	19 173
NORWAY.....	-	150 755	150 755	154 561	-	574 935	574 937	591 980
U KING.....	-	13 845	13 909	14 839	-	243 634	244 283	265 282
NETHLDs.....	-	4 302	4 302	5 085	-	12 878	12 878	14 449
FRANCE.....	-	4 994	4 995	5 394	-	7 331	7 332	7 965
W GERM.....	-	60 062	60 062	63 536	-	264 045	264 045	281 913
ITALY.....	-	-	-	-	-	7 224	7 224	8 109
YUGOSLV.....	-	7 315	7 315	7 361	-	7 315	7 315	7 361
JAPAN.....	-	3 653	3 653	4 366	-	120 998	120 998	130 729
OTH CTY.....	-	722	853	1 542	-	5 848	5 979	6 845
TOTAL.....	-	309 959	310 846	321 855	-	1 617 169	1 620 470	1 691 280
9311065 INSTRUMENTS, APPARATUS AND REPAIR COMPONENTS NOT MANUFACTURED IN US FOR NONPROFIT INST								
CANADA.....	-	1 995	1 995	2 014	-	11 056	11 063	11 201
SWEDEN.....	-	22 190	20 451	24 070	-	137 071	124 628	149 438
NORWAY.....	-	11 793	11 793	11 899	-	66 445	66 445	67 481
FINLAND.....	-	-	-	-	-	5 180	5 180	5 267
DENMARK.....	-	15 487	15 487	16 325	-	28 140	28 140	29 463
U KING.....	-	2 213 270	2 213 270	1 981 626	-	9 330 663	9 330 017	9 243 918
IRELAND.....	-	-	-	-	-	13 595	13 595	14 100
NETHLDs.....	-	148 084	148 084	150 000	-	662 870	662 870	672 654
FRANCE.....	-	4 820	4 820	7 253	-	94 995	95 245	103 754
W GERM.....	-	178 317	178 317	181 897	-	586 797	586 797	602 671
AUSTRIA.....	-	2 291	2 291	2 400	-	5 037	5 037	5 272
USSR.....	-	-	-	-	-	20 000	20 000	20 030
ISRAEL.....	-	-	-	-	-	9 650	9 655	9 861
JAPAN.....	-	88 595	82 403	91 872	-	703 981	717 304	725 322
OTH CTY.....	-	975	975	1 101	-	2 475	2 475	3 040
TOTAL.....	-	2 687 817	2 679 886	2 470 457	-	11 677 955	11 678 451	11 663 472
9311070 ARTICLES FOR EXHIBITION TO ENCOURAGE AGR, ARTS, ETC, & FOR ERECTION OF PUBLIC MONUMNT								
MEXICO.....	-	7 102	7 194	7 194	-	7 102	7 194	7 194

Table 2. Schedule A Commodity by Country of Origin,
Customs Value, F.a.s. and C.i.f.—Continued

(For information on coverage, definitions of Customs, f.a.s., and c.i.f. values, see Explanation of Statistics. Shipments valued less than \$251 are shown only under Schedule A commodity number 990.0000 and excluded from all other commodities. OTH CTY represents total for countries averaging under \$1,000 per month based on Customs Value)

Country of origin	Schedule A commodity number, description and unit of quantity							
	Current month			Cumulative, January to date				
	Net quantity	Value (dollars)			Net quantity	Value (dollars)		
Customs		F.a.s.	C.i.f.	Customs		F.a.s.	C.i.f.	
U KING.....	-	20 724	20 724	22 267	-	74 687	74 700	76 894
FRANCE.....	-	30 000	30 000	31 178	-	74 868	75 014	76 842
ITALY.....	-	8 342	8 342	9 725	-	25 842	25 842	27 384
CHINA T.....	-	-	-	-	-	60 142	60 142	63 050
JAPAN.....	-	-	-	-	-	227 713	227 713	232 315
OTH CTY.....	-	2 913	2 913	3 093	-	20 229	20 229	21 432
TOTAL.....	-	69 081	69 173	73 457	-	490 583	490 834	505 111
9311080	PRODUCTS NSPF, SIMILAR BY USE TO SPECIFIED ARTICLES & NONENUMERATED PRODUCTS, NES							
CANADA.....	-	546 004	588 310	588 320	-	3 114 828	3 349 825	3 351 900
MEXICO.....	-	107 503	108 008	109 037	-	450 793	452 343	455 592
N ANTIL.....	-	-	-	-	-	16 181	16 181	17 185
PERU.....	-	2 635	2 635	3 540	-	9 731	9 731	11 204
BRAZIL.....	-	35 741	35 741	40 619	-	142 384	142 384	162 298
ARGENT.....	-	24 925	24 925	29 440	-	30 342	30 342	37 360
SWEDEN.....	-	95 247	49 280	97 422	-	632 942	337 334	647 871
FINLAND.....	-	-	-	-	-	28 154	28 154	33 606
U KING.....	-	158 759	155 806	166 589	-	1 177 173	1 173 969	1 227 745
IRELAND.....	-	655	655	725	-	5 100	5 100	19 745
NETHLDs.....	-	22 827	22 827	27 561	-	80 421	80 421	89 116
BELGIUM.....	-	26 781	26 781	29 513	-	197 388	197 388	206 629
FRANCE.....	-	100 022	93 289	100 960	-	217 796	196 901	212 562
W GERM.....	-	202 017	166 405	176 543	-	1 795 972	1 262 406	1 328 996
SWITZLD.....	-	9 760	9 275	9 633	-	97 908	97 423	102 231
PORTUGL.....	-	5 814	5 814	6 794	-	7 074	7 074	8 194
ITALY.....	-	7 032	7 061	8 472	-	63 404	63 487	68 861
MALAYSA.....	-	43 581	43 581	45 675	-	247 113	247 114	255 302
SINGAPR.....	-	21 606	21 606	22 177	-	95 900	95 900	99 055
INDNSIA.....	-	-	-	-	-	34 606	34 610	38 228
PHIL R.....	-	8 542	8 535	12 368	-	368 655	368 681	399 131
CHINA M.....	-	2 411	2 411	2 911	-	16 748	16 809	20 132
KOR REP.....	-	4 421	4 421	4 642	-	152 978	153 028	158 096
HG KONG.....	-	34 290	34 628	38 078	-	294 671	297 050	332 469
CHINA T.....	-	7 173	7 195	7 895	-	86 681	87 115	95 682
JAPAN.....	-	45 051	45 051	51 666	-	434 138	436 256	485 144
REP SAF.....	-	1 903	1 903	2 208	-	5 703	5 703	6 753
OTH CTY.....	-	8 184	8 184	9 652	-	36 848	36 900	43 175
TOTAL.....	-	1 522 884	1 474 327	1 592 440	-	9 841 632	9 229 629	9 914 262
9410020	BIRDS, LIVE, NSPF, EXCLUDE WILD BIRDS FOR EXHIBITION (NO)							
MEXICO.....	400	5 000	5 000	5 039	2 803	35 785	35 785	37 269
HONDURA.....	-	-	-	-	163	5 088	5 088	5 198
GUYANA.....	245	6 405	6 405	6 981	1 625	23 853	23 853	26 958
BOLIVIA.....	-	-	-	-	60	7 500	8 970	11 608
PARAGUA.....	2 198	18 326	19 827	22 304	7 681	90 057	92 196	103 077
U KING.....	-	-	-	-	1 634	9 146	9 146	9 933
NETHLDs.....	12 042	18 457	18 457	23 093	24 457	60 460	59 460	69 813
BELGIUM.....	-	-	-	-	7 967	31 121	31 146	36 805
THAILND.....	-	-	-	-	9 600	12 303	12 303	16 808
SENEGAL.....	-	-	-	-	15 165	6 129	6 214	11 742
OTH CTY.....	3 354	5 723	5 768	7 562	10 730	20 086	21 426	30 284
TOTAL.....	18 239	53 911	55 457	64 979	81 885	301 528	305 587	359 495
9410040	MONKEYS AND OTHER PRIMATES, LIVE (NO)							
GUYANA.....	131	1 675	1 675	2 017	1 368	23 933	24 081	26 441
PERU.....	136	22 451	22 451	22 851	136	22 451	22 451	22 851
BOLIVIA.....	633	73 067	73 068	75 377	1 573	131 734	131 735	147 631
PARAGUA.....	40	724	724	1 015	792	16 655	16 655	18 444
INDIA.....	776	33 072	33 072	44 198	5 174	143 785	143 785	218 781
THAILND.....	90	2 220	2 220	5 920	697	12 525	12 525	26 480
MALAYSA.....	177	5 646	5 646	9 275	722	19 153	19 153	32 691
PHIL R.....	100	1 000	1 000	1 590	950	9 450	9 450	20 642
SIER LN.....	20	8 100	8 156	10 496	121	43 350	43 406	55 254
LIBERIA.....	7	1 325	1 325	1 798	45	10 850	10 805	13 724
SOMALIA.....	150	3 015	3 015	4 885	822	14 828	14 828	26 122
ETHIOP.....	126	3 442	3 242	6 505	391	9 846	9 646	19 906
KENYA.....	114	8 654	8 654	16 760	567	29 918	29 918	66 777
OTH CTY.....	275	7 547	7 857	12 122	1 566	32 463	32 867	50 903
TOTAL.....	2 775	171 938	172 105	214 809	14 924	520 941	521 305	746 647
9410060	ANIMALS, LIVE, NSPF- INCLUDE WORMS, CATS, DOGS, ETC, AND ANMLS FOR EXHIBITION AND BREEDING							
CANADA.....	-	838 247	842 911	844 517	-	1 588 305	1 600 669	1 607 962
MEXICO.....	-	13 426	13 476	14 477	-	31 550	31 720	33 246
GUATMAL.....	-	-	-	-	-	7 145	7 145	7 262
DOM REP.....	-	4 400	4 250	4 488	-	5 400	5 250	5 518
COLOMB.....	-	5 619	5 619	6 823	-	24 022	24 015	29 953
GUYANA.....	-	7 771	5 011	6 616	-	38 454	35 624	41 151
U KING.....	-	62 288	62 288	64 002	-	105 760	105 773	114 631
IRELAND.....	-	31 922	31 922	38 080	-	117 081	117 084	134 988
FRANCE.....	-	360	360	420	-	16 188	16 188	16 826
W GERM.....	-	19 023	19 023	21 189	-	27 930	27 930	32 976
LEBANON.....	-	-	-	-	-	10 098	10 131	10 484
INDIA.....	-	8 900	8 900	27 165	-	52 420	52 420	77 448
THAILND.....	-	6 626	6 626	8 359	-	43 104	43 204	66 893
MALAYSA.....	-	1 058	1 050	1 408	-	5 277	5 740	7 496
INDNSIA.....	-	4 560	4 560	4 830	-	8 720	8 720	10 156

Table 2. Schedule A Commodity by Country of Origin,
Customs Value, F.a.s. and C.i.f.—Continued

(For information on coverage, definitions of Customs, f.a.s., and c.i.f. values, see Explanation of Statistics. Shipments valued less than \$251 are shown only under Schedule A commodity number 990.0000 and excluded from all other commodities. OTH CTY represents total for countries averaging under \$1,000 per month based on Customs Value)

Country of origin	Schedule A commodity number, description and unit of quantity							
	Net quantity	Current month			Net quantity	Cumulative, January to date		
		Customs	F.a.s.	C.i.f.		Customs	F.a.s.	C.i.f.
KENYA.....	-	109 369	109 369	143 486	-	115 864	116 405	154 340
REP SAF.....	-	2 897	2 897	4 362	-	14 322	14 422	21 140
OTH CTY.....	-	13 297	13 318	18 362	-	67 198	67 307	95 736
TOTAL.....	-	1 129 763	1 131 580	1 208 584	-	2 278 838	2 269 753	2 468 214
9510100	TANKS & OTHER SELF-PROPELLED ARMORED MILITARY VEHICLES, WITH/WITHOUT WEAPONS, & PARTS							
CANADA.....	-	1 344 691	1 352 934	1 352 967	-	3 847 949	3 913 512	3 913 786
U KING.....	-	257 151	257 169	274 486	-	1 503 581	1 503 736	1 617 074
BELGIUM.....	-	-	-	-	-	8 765	8 765	9 823
W GERM.....	-	-	-	-	-	482 455	482 444	513 195
OTH CTY.....	-	4 202	4 202	5 782	-	4 471	4 471	6 087
TOTAL.....	-	1 606 044	1 614 305	1 633 235	-	5 847 221	5 912 928	6 060 775
9510300	PISTOL AND REVOLVER PARTS							
MEXICO.....	-	5 098	5 098	5 098	-	9 706	9 706	9 706
BELGIUM.....	-	17 971	17 971	18 250	-	33 204	33 204	33 873
W GERM.....	-	132 286	132 286	134 029	-	889 328	889 328	903 048
SPAIN.....	-	18 038	18 038	18 219	-	109 529	107 572	110 102
ITALY.....	-	129 508	129 497	131 963	-	407 218	407 207	416 720
PHIL R.....	-	252	252	337	-	9 430	9 430	10 738
OTH CTY.....	-	1 200	1 200	1 256	-	3 467	3 467	3 647
TOTAL.....	-	304 353	304 342	309 152	-	1 461 882	1 459 920	1 487 834
9510400	SWORDS, BAYONETS AND SIMILAR SIDE-ARMS, PARTS OF, AND THEIR SCABBARDS AND SHEATHS							
U KING.....	-	351	351	419	-	36 859	36 960	38 683
W GERM.....	-	11 509	11 419	12 195	-	87 483	87 544	92 026
SPAIN.....	-	20 581	20 581	22 015	-	155 506	155 529	166 919
ITALY.....	-	-	-	-	-	7 924	7 924	8 701
INDIA.....	-	3 987	3 987	4 919	-	41 127	41 225	52 240
HG KONG.....	-	554	553	601	-	7 362	7 361	8 174
JAPAN.....	-	8 438	8 438	8 846	-	37 093	37 273	39 275
OTH CTY.....	-	3 977	3 979	5 065	-	14 270	14 304	16 182
TOTAL.....	-	49 397	49 308	54 060	-	387 624	388 120	422 200
9510500	PISTOLS AND REVOLVERS (NC)							
BRAZIL.....	4 205	107 187	107 187	112 563	24 893	665 330	665 330	689 589
ARGENT.....	-	-	-	-	450	16 875	16 875	17 821
BELGIUM.....	2 696	337 115	337 115	339 011	5 189	593 858	593 858	596 994
FRANCE.....	-	-	-	-	90	10 200	10 200	10 621
W GERM.....	7 925	427 652	410 868	414 543	44 940	1 549 356	1 512 374	1 531 377
SWITZLD.....	34	13 792	13 792	14 184	682	79 683	78 683	80 054
SPAIN.....	2 315	108 312	108 312	110 085	16 549	751 735	746 835	761 003
ITALY.....	3 000	37 900	37 900	39 036	21 120	513 206	513 206	532 938
TURKEY.....	200	17 140	17 140	17 883	500	29 740	29 740	31 416
OTH CTY.....	52	1 820	1 820	1 874	153	6 122	6 122	6 515
TOTAL.....	20 427	1 050 918	1 034 134	1 049 179	114 566	4 216 105	4 173 223	4 250 330
9510600	BOMBS, GRENADES, TORPEDOES, MINES, GUIDED WEAPONS ETC, AMMUNITION AND PARTS							
CANADA.....	-	922 869	929 346	929 396	-	4 356 554	4 390 669	4 395 723
FINLAND.....	-	-	-	-	-	22 498	22 498	23 438
DENMARK.....	-	136 000	136 268	137 618	-	136 000	136 268	137 618
U KING.....	-	27 212	27 212	30 076	-	170 061	169 661	183 229
FRANCE.....	-	35 700	35 700	36 099	-	40 898	40 898	41 523
W GERM.....	-	5 062	5 062	5 190	-	68 510	68 506	73 990
ITALY.....	-	-	-	-	-	221 015	224 139	237 165
ISRAEL.....	-	-	-	-	-	6 257	6 257	6 430
JAPAN.....	-	6 854	6 854	7 264	-	11 745	11 553	12 239
N ZEAL.....	-	-	-	-	-	8 366	8 366	9 600
OTH CTY.....	-	866	866	890	-	3 127	3 127	3 208
TOTAL.....	-	1 134 563	1 141 308	1 146 533	-	5 045 031	5 081 942	5 124 154
9900000	UNDER 251 FORMAL AND INFORMAL ENTRIES ESTIMATED							
CANADA.....	32	4 539 300	4 539 300	4 540 618	2 059	21 604 900	21 604 900	21 911 097
MEXICO.....	56	5 193 900	5 193 900	5 196 720	1 830	21 532 700	21 532 700	21 706 427
GUATMAL.....	-	126 200	126 200	126 200	27	325 700	325 700	341 291
BELIZE.....	-	1 800	1 800	1 800	1	11 800	11 800	12 660
SALVADR.....	-	63 900	63 900	63 900	15	174 000	174 000	183 469
HONDURA.....	-	31 300	31 300	31 300	2	34 300	34 300	34 556
NICARAG.....	-	15 000	15 000	15 000	5	57 600	57 600	61 304
C RICA.....	-	9 300	9 300	9 300	6	52 500	52 500	55 951
PANAMA.....	-	-	-	-	6	57 000	57 000	61 842
CANAL Z.....	-	19 100	19 100	19 100	26	75 700	75 700	79 434
BERMUDA.....	-	13 400	13 400	13 400	21	98 800	98 800	104 742
BAHAMAS.....	-	25 000	25 000	25 000	13	117 600	117 600	124 487
JAMAICA.....	1	54 500	54 500	56 150	15	132 300	132 300	140 315
HAITI.....	-	53 100	53 100	53 100	75	605 600	605 600	652 419
DOM REP.....	-	-	-	-	20	168 400	168 400	182 100
LW WW I.....	-	2 400	2 400	2 400	3	15 200	15 200	16 045
BARBADO.....	-	500	500	500	5	36 900	36 900	39 330
TRINID.....	-	12 500	12 500	12 500	8	27 700	27 700	28 728
N ANTIL.....	-	37 600	37 600	37 600	8	95 900	95 900	100 389
F W IND.....	-	-	-	-	1	8 500	8 500	9 231
COLOMB.....	1	129 800	129 800	130 453	68	644 800	644 800	686 137
VENEZ.....	-	54 700	54 700	54 700	19	205 000	205 000	217 808

Table 2. Schedule A Commodity by Country of Origin,
Customs Value, F.a.s. and C.i.f.—Continued

(For information on coverage, definitions of Customs, f.a.s., and c.i.f. values, see Explanation of Statistics. Shipments valued less than \$251 are shown only under Schedule A commodity number 990,000 and excluded from all other commodities. OTH CTY represents total for countries averaging under \$1,000 per month based on Customs Value)

Country of origin	Schedule A commodity number, description and unit of quantity							
	Current month				Cumulative, January to date			
	Net quantity	Value (dollars)			Net quantity	Value (dollars)		
Customs		F.a.s.	C.i.f.	Customs		F.a.s.	C.i.f.	
GUYANA.....	-	-	-	-	1	15 000	15 000	16 290
ECUADOR.....	1	13 500	13 500	13 995	21	186 000	186 000	200 381
PERU.....	-	20 000	20 000	20 000	28	146 100	146 100	156 220
BOLIVIA.....	-	-	-	-	2	17 600	17 600	19 114
CHILE.....	-	-	-	-	2	45 000	45 000	48 870
BRAZIL.....	-	122 600	122 600	122 600	62	642 400	642 400	685 809
PARAGUA.....	-	-	-	-	1	22 500	22 500	24 435
URUGUAY.....	-	-	-	-	3	5 600	5 600	6 076
ARGENT.....	1	49 500	49 500	50 391	15	178 200	178 200	189 390
ICELAND.....	-	-	-	-	5	16 100	16 100	17 163
SWEDEN.....	-	385 000	385 000	385 000	213	1 875 200	1 875 200	1 997 821
NORWAY.....	-	237 900	237 900	237 900	65	690 100	690 100	721 044
FINLAND.....	-	81 000	81 000	81 000	33	302 400	302 400	317 880
DENMARK.....	-	322 700	322 700	322 700	277	1 821 100	1 821 100	1 927 976
U KING.....	2	2 714 400	2 714 400	2 715 331	1 379	12 881 600	12 881 600	13 670 410
IRELAND.....	-	206 000	206 000	206 000	236	1 345 300	1 345 300	1 426 133
NETHLDS.....	-	237 300	237 300	237 300	128	1 236 300	1 236 300	1 315 417
BELGIUM.....	-	106 900	106 900	106 900	105	846 400	846 400	910 450
FRANCE.....	1	1 254 300	1 254 300	1 255 679	533	4 584 900	4 584 900	4 854 382
W GERM.....	-	2 806 500	2 806 500	2 806 500	1 280	14 491 200	14 491 200	15 371 425
E GERM.....	-	-	-	-	5	39 900	39 900	42 533
AUSTRIA.....	-	75 500	75 500	75 500	47	498 900	498 900	531 366
CZECHO.....	-	5 000	5 000	5 000	5	42 700	42 700	45 308
HUNGARY.....	-	-	-	-	2	5 400	5 400	5 756
SWITZLD.....	-	744 100	744 100	744 100	273	3 213 500	3 213 500	3 394 033
POLAND.....	-	24 900	24 900	24 900	9	53 600	53 600	55 628
USSR.....	-	-	-	-	3	6 900	6 900	7 518
SPAIN.....	-	230 100	230 100	230 100	132	1 286 700	1 286 700	1 372 126
PORTUGL.....	-	145 400	145 400	145 400	28	374 600	374 600	390 141
GIBRALT.....	-	6 000	6 000	6 000	1	14 400	14 400	15 122
ITALY.....	-	776 800	776 800	776 800	478	4 367 500	4 367 500	4 665 795
YUGOSLV.....	-	27 000	27 000	27 000	4	60 500	60 500	63 441
GREECE.....	-	48 700	48 700	48 700	40	310 000	310 000	330 899
TURKEY.....	-	7 600	7 600	7 600	16	89 200	89 200	94 986
CYPRUS.....	-	-	-	-	1	14 500	14 500	15 892
SYRIA.....	-	2 200	2 200	2 200	6	40 200	40 200	42 708
LEBANON.....	-	6 800	6 800	6 800	19	175 300	175 300	189 638
IRAN.....	-	-	-	-	25	127 100	127 100	137 629
ISRAEL.....	-	154 400	154 400	154 400	37	417 500	417 500	437 247
KUWAIT.....	-	4 500	4 500	4 500	1	6 500	6 500	6 632
S ARAB.....	-	-	-	-	8	60 300	60 300	65 487
YEMEN A.....	-	-	-	-	6	31 300	31 300	33 366
OMAN.....	-	-	-	-	1	16 500	16 500	17 589
BAHRAIN.....	-	-	-	-	1	7 000	7 000	7 462
INDIA.....	-	502 500	502 500	502 500	106	1 408 500	1 408 500	1 478 173
PAKISTN.....	-	16 200	16 200	16 200	21	199 500	199 500	212 374
NEPAL.....	-	-	-	-	2	8 100	8 100	8 635
SRI LKA.....	-	3 000	3 000	3 000	4	50 900	50 900	55 409
BURMA.....	-	-	-	-	1	25 000	25 000	27 150
THAILND.....	-	138 000	138 000	138 000	44	443 800	443 800	464 984
S VETNM.....	-	8 500	8 500	8 500	5	25 000	25 000	26 089
MALAYSA.....	-	11 000	11 000	11 000	10	93 700	93 700	100 043
SINGAPR.....	-	67 200	67 200	67 200	54	316 500	316 500	337 113
PHIL R.....	-	685 900	685 900	685 900	138	1 453 800	1 453 800	1 519 100
CHINA M.....	-	22 100	22 100	22 100	18	136 000	136 000	144 469
KOR REP.....	2	267 400	267 400	267 611	191	1 401 800	1 401 800	1 495 417
HG KONG.....	2	1 840 100	1 840 100	1 841 915	1 665	12 941 600	12 941 600	13 761 500
CHINA T.....	3	970 500	970 500	971 325	657	5 212 800	5 212 800	5 544 779
JAPAN.....	1	3 337 100	3 337 100	3 337 364	1 345	12 401 200	12 401 200	13 156 185
AUSTRAL.....	-	148 400	148 400	148 400	96	709 600	709 600	751 776
N ZEAL.....	1	8 300	8 300	8 643	15	89 300	89 300	96 260
MOROC.....	-	13 300	13 300	13 300	10	69 700	69 700	73 423
EGYPT.....	-	23 300	23 300	23 300	-	23 300	23 300	23 300
MAURITN.....	-	-	-	-	2	19 000	19 000	20 254
MALI.....	-	-	-	-	1	18 600	18 600	20 200
GHANA.....	-	-	-	-	2	11 400	11 400	12 152
U VOLTA.....	-	29 400	29 400	29 400	37	214 100	214 100	226 291
DAHOMY.....	-	-	-	-	4	12 300	12 300	13 112
ANGOLA.....	-	10 200	10 200	10 200	5	42 700	42 700	45 244
O PW AF.....	-	-	-	-	1	6 000	6 000	6 396
LIBERIA.....	-	-	-	-	2	6 500	6 500	6 929
BURUNDI.....	-	-	-	-	1	12 000	12 000	12 792
ETHIOP.....	-	-	-	-	1	15 200	15 200	16 203
KENYA.....	-	9 500	9 500	9 500	6	39 300	39 300	41 267
MALAGAS.....	-	-	-	-	3	30 500	30 500	33 203
REP SAF.....	-	-	-	-	19	217 200	217 200	234 645
ZAMBIA.....	-	-	-	-	1	23 800	23 800	25 371
UNIDENT.....	2	1 200 700	1 200 700	1 201 109	681	5 382 200	5 382 200	5 674 843
OTH CTY.....	-	1 600	1 600	1 600	16	38 800	38 800	41 455
TOTAL.....	106	30 514 100	30 514 100	30 528 104	14 934	141 791 600	141 791 600	148 301 288

U.S. GOVERNMENT PRINTING OFFICE
SUPERINTENDENT OF DOCUMENTS
Washington, D.C. 20402
OFFICIAL BUSINESS
FIRST CLASS MAIL

POSTAGE AND FEES PAID
U.S. DEPARTMENT OF COMMERCE
COM-202



U.S. GENERAL IMPORTS



Schedule A Commodity by Country



U.S. GENERAL IMPORTS



Schedule A Commodity by Country

U. S. DEPARTMENT OF COMMERCE

Rogers C. B. Morton, Secretary

James L. Pate, Assistant Secretary
for Economic Affairs

BUREAU OF THE CENSUS

Vincent P. Barabba, Director



BUREAU OF THE CENSUS

Vincent P. Barabba, Director
Robert L. Hagan, Deputy Director
Shirley Kallek, Associate Director
for Economic Fields

FOREIGN TRADE DIVISION

Leonard R. Jackson, Chief

U.S. import statistics are compiled from information verified by Customs Import Specialists on import entries filed with Customs by importers. Under the direction of Vernon D. Acree, Commissioner of Customs, the primary responsibility for the verification of import statistical information is assigned to the field under the technical direction of the Duty Assessment Division.

SUGGESTED BRIEF CITATION

U.S. Bureau of the Census, *U.S. General Imports*
Report FT 135, June 1975
U.S. Government Printing Office, Washington, D.C., 1975

For sale by the Superintendent of Documents, U.S. Government Printing Office, Washington, D.C. 20402, and U.S. Department of Commerce district offices. Price: Annual subscription \$71.85 (\$18.00 additional for foreign mailing), single issue \$6.00.

CONTENTS

	Page
Explanation of Statistics	V
Abbreviations for Units of Quantity	IX
Tables:	
1. Value of Schedule A Groupings of Commodities	1-1
2. Schedule A Commodity by Country of Origin	2-1
Revisions in 1974 Monthly Data	3-1

Explanation of Statistics

Coverage

The import statistics reflect both government and nongovernment imports of merchandise from foreign countries into the U.S. Customs territory (includes the 50 States, the District of Columbia, and Puerto Rico), without regard to whether or not a commercial transaction is involved. In general, the statistics record the physical movement of merchandise into the United States from foreign countries, with the exception of the following types of transactions which are excluded from the statistics:

1. Merchandise shipped in transit through the United States, when documented with Customs as an intransit movement.
2. Shipments between the United States and Puerto Rico, between the United States and the Virgin Islands, Guam, American Samoa, and other U.S. possessions, between any of these outlying areas, and imports into U.S. possessions from foreign countries. (Imports into Puerto Rico from foreign countries are included in the U.S. import statistics. Statistics on U.S. trade with Puerto Rico and with U.S. possessions are published separately in Report FT 800. Additional data on such trade and on trade of the Virgin Islands with foreign countries are presented in reference tabulations.)
3. U.S. merchandise returned by U.S. Armed Forces for their own use.
4. Gold in the form of ores, concentrates, waste, scrap, and refined bullion. (Information on gold movements, previously shown in Report FT 2402, appears in Report FT 990 effective January 1975. Imports of silver in the above-mentioned forms are included in the statistics.) Issued monetary coins of all component metals are excluded.
5. Some other transactions not considered to be of statistical significance, such as personal and household effects of travelers, temporary imports, low-valued nondutiable imports by mail, etc.

General Imports/Imports for Consumption

Imported merchandise is reported as "General Imports" and "Imports for Consumption." General imports (shown in this report) are a combination of entries for immediate consumption and entries into Customs bonded warehouses. With certain exceptions as indicated above, these data generally reflect total arrivals of merchandise, whether such merchandise enters consumption channels immediately or is entered into warehouses under Customs' custody to be subsequently withdrawn for consumption or withdrawn for exportation. The general import statistics, therefore, reflect merchandise entered for immediate consumption ("duty free" merchandise, merchandise on which duty is paid on arrival, and merchandise entered into Customs bonded manufacturing warehouses for processing and subsequent export of the main product) plus merchandise entered into Customs bonded storage warehouses and Customs bonded smelting and refining warehouses.

Imports for consumption (not shown in this report) are a combination of entries for immediate consumption and withdrawals from warehouses for consumption. With certain exceptions as indicated above, these data generally reflect the total of commodities entered into U.S. consumption channels. Data on imports for consumption are presented in tabulations which are available for reference purposes. (See the section on Sources of Further Information About Foreign Trade Statistics.)

Source of Information

The official U.S. import statistics are compiled by the Bureau of the Census from copies of the import entry and warehouse withdrawal forms which importers are required by law to file with Customs officials. The information as to country of origin, net quantity, value, and commodity classification is verified by Customs officials on entries filed for transactions valued over \$250, which are ordinarily subject to examination for Customs appraisement purposes. The statistical copy of the entry is corrected if it does not accurately reflect the information called for by the statistical requirements.

Monthly Carryover

It is the objective of the compiling procedures to include shipments, insofar as practicable, in the statistics for the actual month of importation. However, for purposes of the statistics the month of importation is based on the date of official acceptance by Customs of the import entry or warehouse withdrawal document. This may not in all cases correspond to the actual month of importation. (For example, under the Customs "immediate-delivery" procedures, importers may file the import entry up to 10 workdays after the actual date of importation.) Also, because of processing problems (e.g., late receipt of a document for an end-of-month shipment, rejection of a shipment by the computer because the data fail to meet certain edit criteria established to protect the accuracy of the statistics, etc.), there is an overall average carryover of about 7 percent (in terms of value) of the shipments from the reported month of importation (based on the date of the import entry or warehouse withdrawal document) to a subsequent month, usually the succeeding month. In addition, as a result of the aforementioned Customs "immediate-delivery" procedures, there is a further carryover of presently unknown magnitude from the actual month of importation to a subsequent month. These limitations should be borne in mind when making month-to-month comparisons.

Cumulations of data over at least 4-month periods are desirable to identify underlying trends. Month-to-month changes in imports, exports, and similar series often reflect primarily irregular movements, differences in monthly carryover, etc.

Import Valuation

Effective with the January 1974 statistics, the foreign trade reports present import value data reported in terms of f.a.s. (free alongside ship) and c.i.f. (cost, insurance, and freight) values, in addition to the Customs value data previously shown. Definitions of these three import valuations are as follows:

Customs Import Value

The value of imports as appraised by the U.S. Customs Service in accordance with the legal requirements of Sections 402 and 402a of the Tariff Act of 1930, as amended, is referred to as the Customs value. It may be based on the foreign market value, export value, constructed value, American selling price, etc. It generally represents a value in the foreign country, and therefore excludes U.S. import duties, freight, insurance, and other charges incurred in bringing the merchandise to the United States. This valuation is primarily used for collection of import duties and frequently does not reflect the actual transaction value.

VI

FAS Import Value

The f.a.s. value represents the transaction value of imports at the foreign port of exportation. It is based on the purchase price, i.e., the actual transaction value and generally includes all charges incurred in placing the merchandise alongside the carrier at the port of exportation in the country of exportation.

CIF Import Value

The c.i.f. value represents the value of imports at the first port of entry in the United States. It is based on the purchase price and includes all freight, insurance, and other charges (excluding U.S. import duties) incurred in bringing the merchandise from the country of exportation and generally placing it alongside the carrier at the first port of entry in the United States. If the merchandise was acquired in a transaction between related parties, the purchase price used in deriving the c.i.f. value is based on an arm's-length equivalent transaction price, i.e., a price which would exist between unrelated buyers and sellers.

Commodity Information

The basic import data are initially compiled in terms of the commodity classifications in the Tariff Schedules of the United States Annotated (TSUSA), which is an official publication of the U.S. Tariff Commission embracing the legal text of the Tariff Schedules of the United States together with statistical annotations.

In this Report, FT 135, the TSUSA data are presented in terms of a rearranged commodity classification system—Schedule A, Statistical Classification of Commodities Imported Into the United States, which is based on the Standard International Trade Classification, Revised (SITC).¹ Schedule A was constructed by the Bureau of the Census (1) to provide for the summarization of data for the approximately 10,000 TSUSA classifications into about 2,400 commodity groupings that are meaningful in terms of commodities important in the U.S. import trade and (2) to provide data in terms of the SITC outline that are comparable, insofar as comparison is possible, to the foreign trade statistics compiled by other trading nations.

At the 1-, 2-, and 3-digit levels, the numbering system of Schedule A is identical with that of the SITC. The commodity coverage is not always identical, but it is believed that for most statistical purposes the coverage at the 1-, 2-, and 3-digit levels can be considered essentially comparable with that of the SITC. Reasonable comparability for statistical purposes can also be expected, in most cases, when 5-digit Schedule A numbers are identical with SITC numbers. At the 4-digit level, the retention of an SITC number in Schedule A indicates similarity of coverage, but the degree of comparability may in some cases be somewhat less at the 4-digit level for identical numbers in the two systems than at the 5-digit level. When a non-SITC number is used as the fourth digit of a Schedule A number, comparability of coverage with any given SITC classification at that level should not be expected, and there will be comparability only with combinations of SITC classifications.

Country of Origin

The country reported in the statistics as the country of origin is defined as the country where the merchandise was grown, mined, or manufactured. In instances where it is known that the country of origin cannot be determined, the transactions are credited to the country of shipment.

¹ U.N. Statistical Papers, Series M, No. 34, 1961.

Countries are presented in the order of Schedule C, Classification of Country Designations for U.S. Foreign Trade Statistics, i.e., in sequence within continents generally from north to south and west to east. Country names that are abbreviated in this report to save space are shown in full in Schedule C, together with descriptions of the countries, adjacent provinces, territories, islands, or other areas considered to be a part of the country for statistical purposes. Schedule C is published as Annex B in Tariff Schedules of the United States Annotated. A separate edition of Schedule C is also available free upon request to the Bureau of the Census.

For individual Schedule A commodity classifications, information for each country of origin is shown only where imports of the commodity from the country average \$5,000 or more per month, on a cumulative year-to-date basis, effective June 1975 (\$1,000 or more per month prior to June 1975). The designation OTH CTY represents the total for countries from which imports of the particular commodity averaged less than \$5,000. The country designation UNIDENT is used to reflect imports from countries which could not be identified because of illegible reporting on import entries for low-valued shipments.

Estimated Data for Low-Valued Imports

The import statistics include estimated data for shipments valued under \$251 reported on both formal and informal entries (informal entries generally contain items valued not more than \$250). The estimates are based on a 1-percent sample following standard practice. (A 5-percent sample was used to estimate data for 1967, 1970, and 1973. For other periods, a 1-percent sample has been used.) The estimates for shipments valued under \$251 are shown under commodity codes 9900000, 990.0, 990, and 99 and are included in the section 9 total and the total for U.S. imports. They are excluded from the other 2-, 3-, 4-, and 7-digit commodity codes. The estimates for low-valued shipments do not reflect any imports by mail of duty-free merchandise valued under \$251, for which import entries are not required to be filed.

The statistics for commodity codes from which the low-valued shipments are excluded are undercounted to the extent that such low-valued shipments of the particular commodity are made. The total value so excluded generally amounts to less than 1 percent of the monthly import total. Although subject to considerable variability, particularly when the estimated amounts are relatively small, these estimates for low-valued imports may be of some interest as a rough guide to the general magnitude of the effect that the exclusion of the items has on the commodity data for individual countries.

The extent to which the estimates shown under commodity code 9900000 might not agree with a complete tabulation of the shipments depends upon the number of items that fall in the sample. In table 2, which contains 7-digit commodity-by-country data, the number of items in the sample is shown by country under commodity code 9900000 in the net quantity columns. The number in sample can be used in conjunction with the table, shown on the following page, to obtain an approximate estimate of the sampling variability on a 2-times-out-of-3 basis.

The following will illustrate the use of the table:

Suppose an estimated value of \$310,800 is based on 45 items in the sample. Referring to the line 40-49, one notes the values \$92,400 and \$116,800. This means that the chances are better than 2 out of 3 that a complete tabulation would have resulted in a figure between \$218,400 (\$310,800 reduced by \$92,400) and \$427,600 (\$310,800 increased by \$116,800).

Should a user desire to combine two or more figures that are estimated values or include estimated values, the variability of the combined total can be determined by merely adding the sample size for each estimated value and then referring to the line on the reliability table applicable to the combined sample size.

If the number of items indicated from the sample is—	Then the chances are better than 2 out of 3 that a complete tabulation would have resulted in a value figure between—	
	The specified estimate reduced by ¹ —	And the specified estimate increased by—
0	0	28,060
1	11,000	35,000
2	17,000	40,500
3	22,100	44,200
4	26,300	47,100
5	29,700	50,600
6	33,100	53,600
7	35,950	56,110
8	38,600	58,600
9	41,100	60,800
10	43,200	63,100
11	45,100	65,100
12	47,700	67,000
13	49,800	69,100
14	51,740	70,900
15	53,500	72,700
16	55,200	74,400
17	57,000	76,000
18	58,900	77,600
19	60,500	79,100
20	62,100	80,750
21	63,670	82,320
22	65,200	83,650
23	66,000	85,200
24	67,200	86,800
25	68,600	88,400
26	70,500	90,000
27	72,200	91,300
28	73,800	92,600
29	75,100	93,800
30-34	78,750	98,100
35-39	84,000	105,750
40-49	92,400	116,800
50-59	103,500	129,750
60-69	113,800	140,500
70-79	121,700	149,700
80-89	130,500	158,200
90-99	137,250	165,400
100-124	148,300	175,500
125-149	162,000	187,600
150-174	176,100	199,000
175-199	187,000	211,000
200-249	212,800	229,500
250-299	236,000	252,000
300-399	269,500	285,000
400-499	308,500	325,500
500-699 ²	344,000	359,000

¹The actual value of shipments cannot be less than 1/100 of the estimated amount shown in the report. Figures in this column can be ignored if use of them for a particular total would bring the lower limit below 1/100 of the estimate.

²If the number of items in the sample is greater than 699, sampling variability for the estimates of the low-valued shipments will generally be less than 9 percent.

Sources of Error in the Statistics

Monthly import figures are subject to the possibility of errors which may arise from various sources. Among these are errors in the reporting and/or processing of information as to commodity classification, net quantity, value and other statistical factors, month of inclusion (see the explanation regarding Monthly Carryover, above), and errors which may result from the sampling of shipments valued under \$251. (See the explanation regarding Estimated Data for Low-Valued Imports.) As indicated above under Source of Information, the information as to net quantity, value, commodity classification, and country of origin is verified by Customs officials on entries filed for transactions valued over \$250 which are ordinarily subject to examination for Customs appraisal purposes, thus considerably reducing the possibility of error. In addition, the procedures used to compile the statistics include clerical and computer processing checks designed to protect the accuracy of the statistics to the fullest practicable extent.

Revisions to Import Statistics

Under the revision policy now in effect, it is planned that revisions to the monthly statistics for the current year will be published in the December issue of this report and these revisions will be reflected in the cumulative data in that issue. Revisions to statistics for the previous year are published in the current year's June issue. In instances where unusual circumstances require that an error be corrected prior to the regular time for carrying revisions into the statistics, an announcement regarding the revision is made.

Sources of Further Information About Foreign Trade Statistics

Summary statistics for both exports and imports are published in Report FT 900, Export and Import Merchandise Trade, and Report FT 990, Highlights of U.S. Export and Import Trade. More detailed data are available in reference tabulations (see below). Information regarding additional sources of foreign trade data is furnished in the Guide to Foreign Trade Statistics. The Guide contains an explanation of the coverage of the statistics and provides sample illustrations of the content and general arrangement of the data presented in individual foreign trade reports and tabulations.

Supplementary information and explanations of interest to users of foreign trade statistics (such as notices of changes in types of shipments covered by current statistics, unusual shipments, problems of valuation and classification, changes in statistical procedures, etc.) are included as special announcements in current issues of the statistical publications. Reports providing additional detail compiled but not published may be obtained on a cost basis.

Copies of foreign trade reports and tabulations are available for public reference use at the reference locations listed below, at various other Department of Commerce field offices, and at some U.S. Customs Service offices. Since the distribution of foreign trade material varies among offices, inquiries regarding the availability of particular types of data should be made at individual offices or directed to the Bureau of the Census, Washington, D.C. 20233.

Some of the principal reference locations for foreign trade statistics are:

VIII

Trade Information Branch
Foreign Trade Division, Bureau of the Census
Room 2116, Federal Office Building # 3
Washington, D.C. 20233
(Located at Suitland, Md.)

U.S. Trade Reference Room
Domestic and International Business Administration
Room 5889, Commerce Building
Washington, D.C. 20230

Department of Commerce Field Office
41st Floor, Federal Office Building
26 Federal Plaza, Foley Square
New York, N.Y. 10007

Department of Commerce Field Office
11201 Federal Building
11000 Wilshire Boulevard
Los Angeles, Calif. 90024

Department of Commerce Field Office
Federal Building, Box 36013
450 Golden Gate Avenue
San Francisco, Calif. 94102

Department of Commerce Field Office
Room 432, International Trade Mart
Number 2 Canal Street
New Orleans, La. 70130

ABBREVIATIONS FOR UNITS OF QUANTITY

Abbreviation	Description	Abbreviation	Description
AOZ	Avoirdupois ounce	LFT	Linear foot
BBL	Barrel	LTN	Long ton (2,240 pounds)
BU	Bushel	M	Thousand (1,000)
C	One hundred	MBF	M (1,000) board feet
CAR	Carat	MC	Millicurie
CD	Cord	MFT	M (1,000) feet
CFT	Cubic foot	MLF	M (1,000) linear feet
CLB	Content pound	MSF	M (1,000) square feet
CTN	Content ton	NO	Number
CUR	Curie	PC (s)	Piece (s)
CWT	Hundredweight (100 pounds)	PFG	Proof gallon
DOZ	Dozen	PR	Pair
DPC	Dozen pieces	SFT	Square foot
DPR	Dozen pair	SQ	Squares
GAL	Gallon	STN	Short ton (2,000 lb.)
GLB	Gross pound	SUF	Superficial foot
GR	Gross	SYD	Square yard
GRM	Gram	TOZ	Troy ounce
LB	Pound	YD	Yard

Table 1. Value of Schedule A Groupings of Commodities

(In thousands of dollars. For information on coverage, definitions of Customs, f.a.s., and c.i.f. values, see Explanation of Statistics. Shipments valued less than \$251 are shown only under Schedule A subgroup 990.0 and excluded from all other subgroups)

Commodity code			Commodity description	Customs value		F.a.s. value		C.i.f. value	
Division	Group	Sub-group		Current month	Cumulative, January to date	Current month	Cumulative, January to date	Current month	Cumulative, January to date
			GRAND TOTAL	7 361 992	47 666 377	7 271 345	47 251 531	7 832 703	51 016 479
			SECTION 0--FOOD AND LIVE ANIMALS	778 586	4 070 392	779 667	4 073 263	840 082	4 416 400
00	001		ANIMALS--LIVE	8 311	43 136	8 349	43 385	8 561	44 930
		001.1	CATTLE--LIVE	4 481	18 048	4 507	18 209	4 589	18 929
		001.2	SHEEP, LAMBS AND GOATS--LIVE	9	28	9	29	9	30
		001.3	SWINE--LIVE	38	1 411	39	1 438	39	1 439
		001.5	HORSES, ASSES, MULES, AND BURROS--LIVE, N.E.S.	3 546	22 224	3 554	22 275	3 683	23 090
		001.8	ANIMALS--LIVE, CHIEFLY FOR FOOD, N.E.S.	235	1 423	238	1 433	238	1 439
01	011		MEAT AND MEAT PREPARATIONS	83 235	511 062	83 243	511 316	95 555	582 861
			MEAT--FRESH, CHILLED, OR FROZEN	47 657	293 605	47 657	293 733	57 959	352 937
		011.1	BEEF AND VEAL, EXCEPT OFFALS--FRESH, CHILLED, OR FROZEN	45 628	270 365	45 622	270 318	55 651	327 769
		011.2	SHEEP AND GOAT MEAT, EXCEPT OFFALS--FRESH, CHILLED, OR FROZEN	1 304	7 095	1 303	7 095	1 540	8 468
		011.3	PORK, EXCEPT OFFALS--FRESH, CHILLED, OR FROZEN	351	13 326	355	13 497	356	13 500
		011.5	HORSEMEAT--FRESH OR FROZEN, NOT IN CONTAINERS WEIGHING WITH THEIR CONTENTS UNDER 10 POUNDS EACH	-	53	-	53	-	53
		011.6	OFFALS OF ANIMALS IN SUBGROUPS 011.1-011.5--FRESH, CHILLED, OR FROZEN	201	735	205	746	213	825
		011.9	MEAT AND EDIBLE OFFALS--FRESH, CHILLED, OR FROZEN, N.E.S.	171	2 030	171	2 022	197	2 320
012	013	012.1	PORK--DRIED, SALTED, OR SMOKED	98	1 202	98	1 209	98	1 219
			MEAT IN AIRTIGHT CONTAINERS, N.E.S., AND MEAT PREPARATIONS, WHETHER OR NOT IN AIRTIGHT CONTAINERS	35 479	216 254	35 487	216 372	37 496	228 705
		013.3	MEAT EXTRACTS AND MEAT JUICES	180	1 046	180	1 129	183	1 147
		013.4	SAUSAGES	785	5 862	780	5 864	803	6 086
		013.9	MEAT AND MEAT PRODUCTS--PREPARED OR PRESERVED, N.E.S.	34 513	209 344	34 526	209 378	36 509	221 471
02	022		DAIRY PRODUCTS AND EGGS	10 258	62 060	10 108	60 509	11 084	66 269
			MILK AND CREAM	85	1 426	85	1 426	114	1 741
		022.1	MILK AND CREAM--EVAPORATED OR CONDENSED	21	130	21	130	22	142
		022.2	MILK AND CREAM--DRIED, AND WHEY--DRIED	-	126	-	126	-	134
		022.3	MILK AND CREAM--FLUID, FRESH OR SOUR, CONTAINING NOT OVER 4% BUTTERFAT; AND FLUID WHEY, YOGHURT, AND OTHER FERMENTED MILK	64	1 169	64	1 169	91	1 464
		023	023.0 BUTTER AND FRESH OR SOUR CREAM--CONTAINING OVER 4% BUTTERFAT	23	111	23	111	27	131
		024	024.0 CHEESE AND CURD	9 886	58 749	9 734	57 176	10 664	62 549
		025	025.0 EGGS--BIRDS; AND BIRD EGG ALBUMEN AND YOLKS	262	1 771	265	1 794	278	1 846
03	031		FISH AND FISH PREPARATIONS	115 008	593 502	115 114	593 855	122 427	635 312
			FISH, INCLUDING SHELLFISH--FRESH, OR SIMPLY PREPARED	103 137	526 320	103 232	526 801	109 871	564 096
		031.1	FISH, EXCEPT SHELLFISH--FRESH, CHILLED, OR FROZEN	47 192	250 847	47 190	250 635	51 617	277 843
		031.2	FISH, EXCEPT SHELLFISH--SALTED, DRIED, OR SMOKED	2 608	15 941	2 661	16 128	2 715	16 539
		031.3	SHELLFISH, EXCEPT PREPARED OR CANNED	53 335	259 531	53 380	260 038	55 539	269 712
		032	032.0 FISH IN AIRTIGHT CONTAINERS, N.E.S., AND FISH PREPARATIONS, INCLUDING SHELLFISH, N.E.S.	11 871	67 181	11 882	67 054	12 555	71 215
04	041	041.0	CEREALS AND CEREAL PREPARATIONS; AND PREPARATIONS OF FLOUR, STARCH, OR MALT EXTRACT	10 824	80 672	10 832	80 746	11 766	86 283
		042	WHEAT, INCLUDING SPELT OR MESLIN--UNMILLED	2	296	2	299	2	299
			RICE--ROUGH, BROWN, MILLED, GLAZED OR POLISHED	4	288	4	288	4	315
		042.1	RICE--PADDY OR ROUGH, BROWN, HULLS REMOVED	-	2	-	2	-	3
		042.2	RICE--MILLED OR BROKEN, INCLUDING PATNA	4	285	4	285	4	312
		043	043.0 BARLEY--UNMILLED	3 177	24 423	3 210	24 674	3 483	25 533
		044	044.0 CORN OR MAIZE--UNMILLED	788	12 527	789	12 540	993	14 093
		045	CEREALS, N.E.S.--UNMILLED	204	2 053	226	2 122	228	2 198
		045.1	RYE--UNMILLED	-	633	-	665	-	686
		045.2	OATS--UNMILLED	161	226	182	248	182	248
		045.9	CEREALS, N.E.S.--UNMILLED	43	1 194	44	1 208	46	1 260
		048	CEREAL PREPARATIONS AND PREPARATIONS OF FLOUR, STARCH, OR MALT EXTRACT	6 646	41 084	6 600	40 820	7 052	43 843
		048.1	CEREAL BREAKFAST FOODS AND PREPARATIONS OBTAINED BY SWELLING OR ROASTING	185	1 981	171	1 935	194	2 164
		048.2	MALT	1 203	6 184	1 243	6 357	1 245	6 432
		048.3	MACARONI, SPAGHETTI, NOODLES, VERMICELLI, AND SIMILAR PRODUCTS	1 255	8 644	1 264	8 721	1 407	9 482
		048.4	BAKERY PRODUCTS	3 824	23 104	3 734	22 611	4 007	24 506
		048.6	FLOUR, MEAL, AND GROATS OF CEREALS, AND OTHER CEREAL PREPARATIONS OBTAINED BY PEARLING, ETC	161	1 090	168	1 116	176	1 170
		048.8	MALT EXTRACT	17	78	17	78	20	87
05	051		FRUITS AND VEGETABLES	87 544	527 108	87 699	530 112	103 832	625 981
			FRUITS--FRESH OR IN BRINE; AND NUTS--FRESH OR DRIED, EXCEPT OIL NUTS	42 988	211 936	42 958	213 295	54 216	276 779
		051.1	ORANGES, EXCEPT MANDARIN--PACKED IN AIRTIGHT CONTAINERS	115	2 111	115	2 132	134	2 490

Table 1. Value of Schedule A Groupings of Commodities—Continued

(In thousands of dollars. For information on coverage, definitions of Customs, f.a.s., and c.i.f. values, see Explanation of Statistics. Shipments valued less than \$251 are shown only under Schedule A subgroup 990.0 and excluded from all other subgroups)

Commodity code			Commodity description	Customs value		F.a.s. value		C.i.f. value	
Division	Group	Sub-group		Current month	Cumulative, January to date	Current month	Cumulative, January to date	Current month	Cumulative, January to date
	051		FRUITS--FRESH OR IN BRINE; AND NUTS--FRESH OR DRIED, EXCEPT OIL NUTS--CONTINUED						
		051.2	CITRUS FRUITS, N.E.S.	239	1 571	239	1 575	289	1 772
		051.3	BANANAS AND PLANTAINS--FRESH	18 992	106 047	18 773	104 205	27 087	152 233
		051.4	APPLES--FRESH	2 161	7 798	2 169	7 926	2 941	8 936
		051.5	GRAPES--FRESH	563	9 516	562	9 517	668	14 987
		051.7	NUTS--EDIBLE, NOT FOR OIL	13 004	51 369	13 005	51 359	14 302	56 918
		051.9	FRUITS--FRESH, N.E.S., OR IN BRINE	7 912	33 522	8 093	36 577	8 791	39 441
	052	052.0	FRUITS--DRIED, INCLUDING ARTIFICIALLY DEHYDRATED	183	5 027	183	5 030	198	6 365
	053		FRUITS AND NUTS--PREPARED OR PRESERVED, N.E.S.	16 045	91 657	16 243	92 640	18 710	106 506
		053.2	FRUIT, FRUIT PEEL, NUTS, AND PARTS OF PLANTS--CANDIED, CRYSTALLIZED, OR GLAZED	267	1 200	267	1 199	280	1 268
		053.3	FRUIT JAMS, JELLIES, MARMALADES, PASTES, PULPS, PUREES, AND BUTTERS	624	6 212	656	6 294	716	7 008
		053.5	FRUIT AND VEGETABLE JUICES--UNFERMENTED	4 733	21 390	4 737	21 385	5 901	26 054
		053.6	FRUIT TEMPORARILY PRESERVED	400	923	411	960	433	1 037
		053.8	FRUITS AND NUTS--PREPARED OR PRESERVED, N.E.S.	10 019	61 931	10 170	62 799	11 380	71 136
	054		VEGETABLES--FRESH, CHILLED, FROZEN, OR IN TEMPORARY PRESERVATIVE; AND DRIED LEGUMINOUS VEGETABLES, ROOTS, AND TUBERS	14 452	125 219	14 567	126 888	15 083	131 242
		054.1	POTATOES--WHITE, FRESH	550	4 460	565	4 736	565	4 744
		054.2	VEGETABLES--LEGUMINOUS, DRIED	383	4 778	387	4 793	435	5 367
		054.3	VEGETABLES, N.E.S.--FRESH, CHILLED, FROZEN, OR DRIED	3 491	43 661	3 546	45 035	3 833	47 455
		054.4	TOMATOES--FRESH, CHILLED, OR FROZEN	9 070	55 410	9 134	55 597	9 153	55 709
		054.6	VEGETABLES IN TEMPORARY PRESERVATIVE	618	2 140	616	2 127	694	2 442
		054.8	VEGETABLE PRODUCTS, ROOTS AND TUBERS--FRESH OR DRIED, N.E.S.	337	14 766	317	14 597	400	15 522
	055		VEGETABLES, ROOTS AND TUBERS--PREPARED OR PRESERVED, N.E.S.	13 875	93 268	13 746	92 257	15 623	105 089
		055.3	VEGETABLES--DEHYDRATED; AND FLOUR AND FLAKES OF FRUITS AND VEGETABLES	939	5 534	920	5 486	981	5 896
		055.4	ARROWROOT, CASSAVA, AND SAGO FLOURS AND STARCHES	742	4 316	742	4 312	1 040	6 065
		055.5	VEGETABLES--PREPARED OR PRESERVED, N.E.S.	12 194	83 417	12 083	82 458	13 601	93 127
	06		SUGAR, SUGAR PREPARATIONS, AND HONEY	279 545	1 133 550	278 687	1 131 675	287 835	1 175 963
		061	SUGAR, SIRUPS, MOLASSES, AND HONEY	272 919	1 095 396	272 114	1 093 809	280 741	1 134 564
		061.3	SUGAR--CANE AND BEET, RAW OR REFINED	260 352	1 019 061	259 494	1 017 259	266 766	1 048 648
		061.5	MOLASSES	10 077	59 310	10 101	59 448	11 386	67 802
		061.6	HONEY--NATURAL	1 334	9 325	1 339	9 328	1 391	9 976
		061.9	SUGAR AND SIRUPS, N.E.S.	1 154	7 699	1 179	7 773	1 196	8 136
		062	SUGAR CONFECTIONERY NOT CONTAINING COCOA; AND FLAVORED OR BLENDED SUGARS, SIRUPS, AND MOLASSES	6 626	38 153	6 573	37 865	7 093	41 398
	07		COFFEE, COCOA, TEA, SPICES, AND MANUFACTURES THEREOF	174 867	1 066 546	176 462	1 068 165	189 252	1 141 151
		071	COFFEE	125 583	738 442	125 551	738 084	134 476	787 237
		071.1	COFFEE, COFFEE SUBSTITUTES, AND MIXTURES	121 294	698 884	121 262	698 614	129 937	746 377
		071.3	COFFEE EXTRACTS, ESSENCES, AND CONCENTRATES	4 288	39 557	4 288	39 469	4 538	40 860
		072	COCOA	32 916	223 190	34 542	225 176	36 630	237 654
		072.1	COCOA BEANS	23 742	173 421	23 591	173 102	25 068	182 394
		072.2	COCOA POWDER--UNSWEETENED; AND COCOA CAKE REDUCIBLE TO COCOA POWDER	3 068	22 546	3 029	22 501	3 115	24 587
		072.3	COCOA BUTTER AND COCOA PASTE	6 104	27 223	7 921	29 572	8 246	30 672
		073	CHOCOLATE AND OTHER FOOD PREPARATIONS CONTAINING COCOA OR CHOCOLATE, N.E.S.	1 997	13 322	1 986	13 225	2 159	14 220
		074	TEA AND MATE--CRUDE OR PREPARED	7 351	46 680	7 368	46 798	8 393	53 498
		074.1	TEA--CRUDE OR PREPARED	7 339	46 634	7 356	46 752	8 379	53 442
		074.2	MATE--CRUDE OR PREPARED	12	46	12	45	14	55
		075	SPICES	7 018	44 910	7 013	44 881	7 592	48 540
		075.1	PEPPER AND PIMENTO	3 714	25 119	3 711	25 094	4 000	27 106
		075.2	SPICES, EXCLUDING PEPPER AND PIMENTO	3 304	19 791	3 302	19 786	3 592	21 434
	08		FEEDING-STUFF FOR ANIMALS, EXCLUDING UNMILLED CEREALS	5 140	30 017	5 401	31 410	5 600	32 926
		081.1	HAY AND FODDER--GREEN OR DRY	1 148	5 365	1 175	5 508	1 240	5 871
		081.2	BYPRODUCTS OF CEREAL GRAINS AND LEGUMINOUS VEGETABLES	893	3 782	978	4 224	1 005	4 275
		081.3	OILSEED CAKE AND MEAL, N.E.S.	1	126	1	130	1	131
		081.4	MEAT MEAL, INCLUDING TANKAGE, AND FISH MEAL--UNFIT FOR HUMAN CONSUMPTION	912	7 689	964	7 888	1 019	8 635
		081.9	FOOD WASTES AND PREPARED ANIMAL FEEDS, N.E.S.	2 184	13 052	2 281	13 658	2 333	14 012
	09		MISCELLANEOUS FOOD PREPARATIONS	3 849	22 735	3 768	22 086	4 167	24 721
		091	MARGARINE, SHORTENING, AND OTHER PREPARED EDIBLE FATS	-	13	-	13	-	16
		099	099.0 FOOD PREPARATIONS, N.E.S.	3 849	22 722	3 768	22 073	4 167	24 705
			SECTION 1--BEVERAGES AND TOBACCO	129 214	726 873	129 551	727 862	140 627	789 255
	11		BEVERAGES	79 775	459 501	79 987	460 335	88 154	505 771
		111	BEVERAGES--NONALCOHOLIC, N.E.S.	213	1 162	219	1 168	258	1 456
		112	BEVERAGES--ALCOHOLIC	79 561	458 338	79 768	459 167	87 895	504 314
		112.1	WINE, EXCEPT PRUNE WINE AND RICE WINE	21 102	111 055	21 096	111 007	24 409	128 761
		112.2	CIDER AND FERMENTED BEVERAGES, N.E.S.	454	2 454	454	2 455	533	2 912
		112.3	ALE, BEER, PORTER, AND STOUT	7 600	43 766	7 695	44 208	9 064	52 468
		112.4	BEVERAGES--DISTILLED, ALCOHOLIC	50 404	301 061	50 521	301 495	53 888	320 173

Table 1. Value of Schedule A Groupings of Commodities—Continued

(In thousands of dollars. For information on coverage, definitions of Customs, f.a.s., and c.i.f. values, see Explanation of Statistics. Shipments valued less than \$251 are shown only under Schedule A subgroup 990.0 and excluded from all other subgroups)

Commodity code			Commodity description	Customs value		F.a.s. value		C.i.f. value	
Division	Group	Sub-group		Current month	Cumulative, January to date	Current month	Cumulative, January to date	Current month	Cumulative, January to date
12			SECTION 1--BEVERAGES AND TOBACCO--CONTINUED						
	121	121.0	TOBACCO AND TOBACCO MANUFACTURES	49 439	267 372	49 563	267 527	52 473	283 484
	122		TOBACCO--UNMANUFACTURED.	46 327	248 937	46 490	249 319	49 129	263 960
			TOBACCO MANUFACTURES	3 112	18 434	3 073	18 207	3 343	19 523
	122.1		CIGARS AND CHEROOTS.	1 076	7 227	1 075	7 227	1 119	7 559
	122.2		CIGARETTES	484	2 581	470	2 562	520	2 805
	122.3		CHEWING AND SMOKING TOBACCO AND SNUFF, INCLUDING SNUFF FLOUR	1 551	8 625	1 526	8 417	1 703	9 158
			SECTION 2--CRUDE MATERIALS--INEDIBLE, EXCEPT FUELS	499 785	2 686 522	512 408	2 756 761	568 089	3 246 545
21			HIDES, SKINS, AND FURSKINS--UNDRESSED, RAW OR CURED	12 966	77 421	13 008	77 466	13 413	79 710
	211		HIDES AND SKINS, EXCEPT FURSKINS--UNDRESSED, RAW OR CURED.	6 323	33 719	6 375	33 839	6 650	35 388
		211.1	HIDES--BUFFALO, CATTLE AND EQUINE, RAW OR CURED	1 308	4 114	1 325	4 170	1 337	4 226
		211.2	SKINS--CALF AND KIP, WHOLE, UNDRESSED, RAW OR CURED.	105	545	106	549	109	565
		211.4	SKINS--GOAT AND KID, UNDRESSED, RAW OR CURED	161	1 185	161	1 184	171	1 249
		211.6	SKINS--SHEEP AND LAMB, WHOLE, UNDRESSED, RAW OR CURED, WOOL ON, EXCEPT PERSIAN, CARACUL, ETC.	75	828	75	829	79	875
		211.7	SKINS--SHEEP AND LAMB, WITHOUT WOOL, UNDRESSED, RAW OR CURED	4 239	24 759	4 239	24 761	4 465	26 001
		211.9	HIDES AND SKINS, N.E.S.--UNDRESSED, RAW OR CURED	433	2 285	466	2 344	487	2 468
	212	212.0	FURSKINS--UNDRESSED.	6 642	43 701	6 632	43 626	6 762	44 322
22	221		OILSEEDS, OIL NUTS, AND KERNELS.	3 165	20 337	3 193	20 562	3 316	21 468
		221.1	PEANUTS (GROUNDNUTS)--GREEN.	25	105	25	105	28	123
		221.2	COPRA.	-	-	-	-	-	-
		221.3	PALM-NUT KERNELS AND PALM NUTS	-	-	-	-	-	-
		221.4	SOYBEANS	6	16	6	16	7	18
		221.5	FLAXSEED OR LINSEED.	8	79	9	80	9	80
		221.6	COTTONSEED	-	-	-	-	-	-
		221.7	BEANS--CASTOR.	-	-	-	-	-	-
		221.8	OIL SEEDS, OIL NUTS AND OIL KERNELS, N.E.S.	3 123	20 136	3 151	20 358	3 270	21 245
23	231		RUBBER--CRUDE, INCLUDING SYNTHETIC AND RECLAIMED, AND SIMILAR NATURAL GUMS.	37 132	201 530	36 821	196 871	41 444	224 569
		231.1	RUBBER--NATURAL, AND SIMILAR NATURAL GUMS, EXCLUDING COMPOUNDED, SEMIPROCESSED, AND MANUFACTURES.	31 310	167 377	31 334	166 886	35 515	189 362
		231.2	RUBBER--SYNTHETIC.	5 810	34 048	5 475	29 877	5 915	35 087
		231.5	RUBBER--RECLAIMED; AND WASTE AND SCRAP RUBBER FOR REMANUFACTURE	11	104	11	108	13	119
24	241		WOOD, LUMBER, AND CORK	95 489	412 171	103 595	452 479	112 379	483 150
		241.1	FUEL WOOD, WOOD CHARCOAL, AND WOOD WASTE	244	1 548	260	1 656	343	2 230
		241.2	FUEL WOOD AND WOOD WASTE	152	799	168	906	194	1 025
		242	WOOD CHARCOAL.	92	748	92	749	149	1 205
		242.1	WOOD IN THE ROUGH, SPLIT, HEWN, OR ROUGHLY SIDED OR SQUARED.	1 581	16 765	1 729	18 099	1 805	18 978
		242.2	PULPWOOD	494	4 623	548	5 497	588	5 723
		242.3	LOGS--SOFTWOOD, EXCEPT PULPWOOD.	21	5 349	24	5 357	24	5 632
		242.8	LOGS--HARDWOOD, EXCEPT PULPWOOD.	188	1 562	193	1 602	225	1 904
		243	TIMBER, POLES, PILING, POSTS, AND OTHER WOOD IN THE ROUGH, SPLIT, HEWN, OR ROUGHLY SIDED OR SQUARED, N.E.S.	876	5 230	962	5 641	967	5 717
		243.1	WOOD--SHAPED OR SIMPLY WORKED.	93 288	390 931	101 230	429 790	109 701	458 015
		243.2	RAILROAD TIES--WOOD, EXCEPT BRIDGE AND SWITCH. LUMBER--SOFTWOOD, ROUGH-SAWED OR SURFACE-WORKED.	386	1 291	410	1 339	410	1 452
		243.3	LUMBER--HARDWOOD, ROUGH-SAWED OR SURFACE-WORKED.	86 336	356 658	94 172	395 164	101 184	416 288
	244	244.0	CORK--NATURAL, RAW AND WASTE	6 564	32 981	6 647	33 286	8 105	40 274
				375	2 926	375	2 933	529	3 925
25	251		PULPS AND WASTE PAPER.	93 898	529 073	96 695	546 036	97 362	548 855
		251.1	PAPER--WASTE AND SCRAP; PAPERBOARD PRODUCTS FOR REMANUFACTURE; AND FLAX AND HEMP FIBERS FOR PAPER MAKING.	1 344	7 704	1 431	8 383	1 716	9 696
		251.2	WOOD PULP--MECHANICAL.	1 485	13 074	1 549	13 416	1 54	13 420
		251.4	PULP, N.E.S., INCLUDING MIXTURES AND SCREENINGS.	214	2 053	220	2 075	22	2 177
		251.6	WOOD PULP--CHEMICAL, DISSOLVING GRADES	7 772	25 457	7 978	26 537	8 030	26 768
		251.7	WOOD PULP--SULPHATE.	74 362	427 831	76 652	442 099	76 980	443 222
		251.8	WOOD PULP--SULPHITE.	8 718	52 952	8 863	53 523	8 865	53 571
26			TEXTILE FIBERS (NOT MANUFACTURED INTO YARN, THREAD OR FABRICS) AND THEIR WASTE.	11 335	74 149	11 317	73 646	12 673	82 382
	261		RAW SILK, INCLUDING COCOONS AND WASTE.	355	2 024	355	2 024	374	2 116
		261.1	SILK COCOONS SUITABLE FOR REELING.	-	-	-	-	-	-
		261.2	WASTE OF SILK.	49	75	49	75	58	85
		261.3	RAW SILK	305	1 949	305	1 949	316	2 031
	262		WOOL AND OTHER ANIMAL HAIR	4 074	25 615	4 076	25 606	4 558	28 174
		262.1	WOOL--IN GREASE OR WASHED.	1 568	11 521	1 568	11 525	1 834	12 881
		262.2	WOOL--SCOURED OR CARBONIZED.	908	4 499	908	4 499	1 034	5 073
		262.3	FINE ANIMAL HAIR, EXCEPT WOOL.	772	1 469	772	1 468	814	1 548

Table 1. Value of Schedule A Groupings of Commodities—Continued

(In thousands of dollars. For information on coverage, definitions of Customs, f.a.s., and c.i.f. values, see Explanation of Statistics. Shipments valued less than \$251 are shown only under Schedule A subgroup 990.0 and excluded from all other subgroups)

Commodity code			Commodity description	Customs value		F.a.s. value		C.i.f. value	
Division	Group	Sub-group		Current month	Cumulative, January to date	Current month	Cumulative, January to date	Current month	Cumulative, January to date
	262		WOOL AND OTHER ANIMAL HAIR--CONTINUED						
		262.5	HORSEHAIR AND OTHER COARSE HAIR.	135	1 908	137	1 909	142	1 997
		262.6	WOOL SHODDY.	13	121	13	121	14	127
		262.7	WOOL OR OTHER ANIMAL HAIR, CARDED OR COMBED, EXCEPT TOPS	5	57	5	57	6	61
		262.8	WOOL TOPS.	3	118	3	118	3	126
		262.9	WASTE, WOOL AND ANIMAL HAIR, N.E.S..	668	5 919	668	5 906	707	6 357
	263		COTTON	1 589	7 705	1 593	7 725	1 672	8 025
		263.1	RAW COTTON, OTHER THAN LINTERS	1 175	5 967	1 175	5 967	1 224	6 134
		263.2	COTTON LINTERS	286	1 244	290	1 260	292	1 264
		263.5	COTTON WASTE	126	494	126	496	154	624
	264	264.0	JUTE--RAW, WASTE, AND PROCESSED.	167	3 510	167	3 518	288	4 669
	265		VEGETABLE FIBERS AND THEIR WASTE, EXCEPT COTTON AND JUTE.	1 860	15 480	1 861	14 982	2 111	17 156
		265.1	FLAX--RAW, WASTE, AND PROCESSED.	102	541	102	542	110	576
		265.2	TRUE HEMP--RAW, WASTE, ADVANCED WASTE, AND PROCESSED BUT NOT SPUN.	1	1	1	1	1	1
		265.3	RAMIE--RAW, WASTE, ADVANCED WASTE, AND PROCESSED BUT NOT SPUN.	-	-	-	-	-	-
		265.4	SISAL, HENEQUEN, AND OTHER AGAVE FAMILY FIBERS AND THEIR WASTE.	57	3 194	57	2 694	80	3 045
		265.5	ABACA--RAW, WASTE ADVANCED WASTE AND PROCESSED BUT NOT SPUN.	1 683	10 980	1 683	10 980	1 898	12 543
		265.8	FIBERS--VEGETABLE TEXTILE, N.E.S., AND WASTE OF SUCH FIBERS.	15	761	16	762	21	988
	266		MANMADE FIBERS AND THEIR WASTE, EXCEPT GLASS	3 022	18 160	2 994	18 120	3 363	20 046
		266.1	MANMADE FIBERS--NONCONTINUOUS, CARDED OR COMBED.	12	500	12	501	14	554
		266.2	MANMADE FIBERS, N.E.S.--NOT CARDED OR COMBED.	1 435	10 221	1 397	10 143	1 562	11 158
		266.3	CELLULOSIC FIBERS--NONCONTINUOUS, NOT CARDED OR COMBED.	1 357	5 751	1 364	5 769	1 506	6 310
		266.4	MANMADE FIBER WASTE.	216	1 687	219	1 706	280	2 023
	267	267.0	WASTE MATERIALS FROM TEXTILE FABRICS, INCLUDING RAGS.	265	1 651	269	1 668	305	1 993
27			CRUDE FERTILIZERS AND CRUDE MINERALS, EXCLUDING COAL, PETROLEUM, AND PRECIOUS STONE	38 545	235 532	40 029	245 786	46 224	280 759
	271		FERTILIZERS--CRUDE	687	19 532	687	19 542	744	21 525
		271.2	SODIUM NITRATE	588	15 208	588	15 217	625	16 560
		271.3	PHOSPHATES--CRUDE, AND APATITE	99	702	99	704	119	887
		271.4	POTASSIUM NITRATE--CRUDE	-	3 621	-	3 621	-	4 076
	273		STONE, SAND, AND GRAVEL.	2 744	12 097	2 845	12 341	4 728	22 183
		273.1	BUILDING AND MONUMENTAL (DIMENSION) STONE--NOT FURTHER WORKED THAN ROUGHLY SPLIT, ROUGHLY SQUARED OR SQUARED BY SAWING.	269	1 372	284	1 441	311	1 847
		273.2	GYPSUM PLASTERS; AND CRUDE LIMESTONE--NOT SUITABLE FOR USE AS MONUMENTAL, PAVING OR BUILDING STONE.	1 635	7 695	1 636	7 691	2 983	14 975
		273.3	SAND, EXCEPT METAL-BEARING SAND.	82	358	82	359	116	693
		273.4	GRAVEL AND CRUSHED OR BROKEN STONE	757	2 670	842	2 848	1 317	4 666
	274		SULFUR AND UNROASTED IRON PYRITES.	6 516	39 590	7 132	44 073	7 608	47 657
		274.2	IRON SULFIDE OR PYRITES.	6	57	10	88	10	88
		274.3	SULFUR, INCLUDING SUBLIMED AND PRECIPITATED.	6 510	39 532	7 121	43 985	7 597	47 568
	275		NATURAL ABRASIVES, INCLUDING INDUSTRIAL DIAMONDS.	5 910	29 434	5 914	29 433	5 955	29 891
		275.1	DIAMONDS--INDUSTRIAL	4 663	22 943	4 664	22 937	4 683	23 033
		275.2	NATURAL ABRASIVES, N.E.S., INCLUDING DIAMOND DUST AND POWDER	1 246	6 490	1 249	6 495	1 272	6 858
	276		CRUDE MINERALS, N.E.S.	22 686	134 878	23 449	140 394	27 186	159 502
		276.2	CLAY AND OTHER REFRACTORY MINERALS, N.E.S.	3 389	16 546	3 421	16 744	3 725	19 326
		276.3	SODIUM CHLORIDE (SALT)	1 360	8 061	1 391	8 291	2 336	14 004
		276.4	ASBESTOS--CRUDE.	8 371	57 001	8 759	59 488	9 330	61 811
		276.5	MICA, FLOURSPAR, NEPHELINE SYENITE, CRYOLITE, AND NATURAL MINERAL FLUXES, N.E.S..	7 047	42 211	7 429	44 712	7 904	47 662
		276.6	FERROUS SCALE.	-	-	-	-	-	-
		276.9	MINERALS, N.E.S.--CRUDE.	2 516	11 057	2 447	11 158	3 888	16 696
28			METALLIFEROUS ORES AND METAL SCRAP	182 165	962 671	183 263	973 669	214 120	1 135 399
	281	281.0	IRON ORES AND CONCENTRATES, INCLUDING ROASTED IRON PYRITES.	89 435	405 986	89 933	408 647	111 408	514 497
	282	282.0	IRON AND STEEL SCRAP	4 542	14 988	4 662	15 493	4 989	16 032
	283		ORES AND CONCENTRATES OF NONFERROUS BASE METALS.	64 410	392 664	64 870	399 318	73 578	453 354
		283.1	COPPER ORES AND CONCENTRATES	8 527	32 438	8 683	32 659	9 135	34 309
		283.2	NICKEL ORES AND CONCENTRATES	6 335	46 346	6 286	45 970	6 345	46 654
		283.3	BAUXITE, INCLUDING CALCINED.	22 519	124 855	22 633	128 967	27 813	157 004
		283.4	LEAD ORES AND CONCENTRATES	1 965	13 982	2 126	14 830	2 403	15 883
		283.5	ZINC ORES AND CONCENTRATES	4 656	28 799	4 718	29 176	4 852	30 693
		283.6	TIN ORES AND CONCENTRATES.	-	19 541	-	19 541	-	19 838
		283.7	MANGANESE ORES AND CONCENTRATES CONTAINING OVER 10% MANGANESE.	4 750	36 272	4 750	36 278	5 466	41 540
		283.9	ORES AND CONCENTRATES OF NONFERROUS BASE METALS, N.E.S..	15 656	90 426	15 672	91 894	17 562	107 429
	284		NONFERROUS METAL SCRAP	8 256	80 673	8 291	81 048	8 509	81 459
		284.0	NONFERROUS METAL SCRAP, EXCLUDING METALLURGICAL RESIDUES.	4 338	24 118	4 366	24 251	4 421	24 785
		284.1	ASH AND RESIDUES BEARING NONFERROUS METALS, N.E.S..	3 918	56 554	3 925	56 797	4 087	56 674

Table 1. Value of Schedule A Groupings of Commodities—Continued

(In thousands of dollars. For information on coverage, definitions of Customs, f.a.s., and c.i.f. values, see Explanation of Statistics. Shipments valued less than \$251 are shown only under Schedule A subgroup 990.0 and excluded from all other subgroups)

Commodity code			Commodity description	Customs value		F.a.s. value		C.i.f. value	
Division	Group	Sub-group		Current month	Cumulative, January to date	Current month	Cumulative, January to date	Current month	Cumulative, January to date
28	285	285.0	METALLIFEROUS ORES AND METAL SCRAP--CONTINUED PLATINUM AND PLATINUM GROUP METAL ORES, CONCENTRATES, WASTE, AND SWEEPINGS.	15 449	68 199	15 435	69 001	15 541	69 843
	286	286.0	SILVER, PLATINUM AND PLATINUM GROUP METAL ORES, CONCENTRATES, WASTE AND SWEEPINGS THORIUM ORES AND CONCENTRATES.	15 449 70	68 199 159	15 435 70	69 001 159	15 541 93	69 843 212
29	291	291.1	ANIMAL AND VEGETABLE MATERIALS, N.E.S.--CRUDE. . . ANIMAL MATERIALS, N.E.S.--CRUDE. BONES, IVORY, HORNS, CORAL, NATURAL SHELLS AND SIMILAR PRODUCTS, INCLUDING THEIR WASTES.	25 086 9 222	173 633 56 664	24 483 9 062	170 243 55 508	27 153 9 703	390 248 59 991
	292	292.1	MATERIALS OF ANIMAL ORIGIN, N.E.S. VEGETABLE MATERIALS, N.E.S.--CRUDE PLANTS USED IN DYEING AND TANNING. GUMS, RESINS, BALSAMS, AND LACS--NATURAL VEGETABLE MATERIALS USED FOR PLAITING. SPICES, N.E.S., FOR PERFUMERY, PHARMACEUTICAL, AND FUNGICIDAL PURPOSES. SEEDS, FRUIT, AND SPORES FOR PLANTING, EXCEPT OILSEEDS, N.E.S. NURSERY STOCK AND BULBS, CORMS, PIPS, TUBERS, RHIZOMES, AND ROOTS, EXCEPT VEGETABLE FLOWERS, BUDS AND FOLIAGE--CUT: AND BRANCHES FOR ORNAMENTAL PURPOSES CRUDE VEGETABLE MATERIALS, N.E.S.	2 330 6 891 15 864 320 3 653 542 2 236 1 397 931 1 990 4 790	17 688 38 976 116 968 3 423 23 458 3 580 15 627 15 529 11 210 13 257 30 881	2 278 6 783 15 421 320 3 651 555 2 235 1 401 933 1 553 4 769	16 885 38 623 114 734 3 431 23 428 3 674 15 625 15 695 11 024 10 547 31 307	2 513 7 190 17 449 384 4 035 643 2 501 1 543 1 085 2 195 5 060	19 492 40 498 330 257 4 002 226 155 4 406 18 149 16 643 12 256 14 854 33 789
			SECTION 3--MINERAL FUELS, LUBRICANTS, AND RELATED MATERIALS	1 424 117	12 598 712	1 428 267	12 634 093	1 527 810	13 479 723
32	321	321.4	COAL, COKE, AND BRIQUETS COAL--BITUMINOUS PEAT MOSS AND PEAT MOSS FERTILIZER COKE OF COAL, SUITABLE FOR USE AS FUEL COAL, COKE, OR OTHER CARBONACEOUS MATERIAL FUEL COMPOSITIONS AND COAL, N.E.S., INCLUDING LIGNITE	9 402 451 1 977 6 876 96	160 487 15 096 14 936 128 433 2 020	9 609 451 2 131 6 891 134	162 344 15 134 16 138 128 797 2 273	10 871 707 2 219 7 809 134	181 892 19 394 16 634 142 216 3 646
33	331	331.0	PETROLEUM AND PETROLEUM PRODUCTS PETROLEUM--CRUDE AND PARTLY REFINED FOR FURTHER REFINING. PETROLEUM PRODUCTS GASOLINE AND MOTOR FUELS, N.E.S. JET FUEL AND KEROSENE. DISTILLATE FUEL OILS RESIDUAL FUEL OILS LUBRICATING OILS AND GREASES MINERAL WAXES. PITCH, ASPHALT AND OTHER BYPRODUCTS OF COAL, LIGNITE, PETROLEUM, AND SHALE OIL, N.E.S., EXCEPT CHEMICALS.	1 312 829 967 757 345 072 19 592 31 954 21 241 252 205 199 858 19 019	11 794 816 8 916 826 2 877 990 98 442 252 313 334 379 2 073 208 1 509 5 047 113 089	1 316 072 970 610 345 462 19 648 31 954 21 307 252 269 203 864 19 214	11 819 776 8 938 465 2 881 310 98 469 252 495 334 734 2 073 749 1 703 4 997 115 161	1 412 114 1 046 121 365 992 20 817 34 437 22 204 266 707 249 944 20 631	12 637 859 9 587 647 3 050 212 103 582 272 154 354 767 2 192 243 1 829 5 471 120 161
34	341	341.0	GAS--NATURAL AND MANUFACTURED.	101 886	643 407	102 585	651 972	104 824	659 971
			SECTION 4--OILS AND FATS--ANIMAL AND VEGETABLE	33 036	273 831	33 170	274 022	35 055	287 054
41	411	411.1	ANIMAL OILS AND FATS, N.E.S. FISH AND MARINE MAMMAL OIL ANIMAL FATS, OILS AND GREASES, N.E.S.	1 173 267 906	5 675 1 189 4 485	1 277 273 1 003	5 808 1 202 4 606	1 341 293 1 047	6 202 1 293 4 909
42	421	421.2	VEGETABLE OILS, AND FATS--FIXED, EXCEPT HYDROGENATED. VEGETABLE OILS--FIXED, SOFT, EXCEPT HYDROGENATED. SOYBEAN OIL. COTTONSEED OIL PEANUT OIL OLIVE OIL. SUNFLOWER OIL. RAPESEED OIL VEGETABLE OILS--FIXED, N.E.S. LINSEED OR FLAXSEED OIL. PALM OIL COCONUT OIL. PALM KERNEL OIL. CASTOR OIL VEGETABLE OILS--FIXED, N.E.S.	31 081 3 246 - - 2 3 152 - 91 27 835 2 16 305 6 721 3 536 688 581	261 940 22 989 1 688 2 756 9 16 426 8 2 100 238 951 39 90 869 112 128 21 940 8 064 5 909	31 110 3 247 - - 2 3 152 - 92 27 863 2 16 332 6 721 3 536 688 582	261 990 22 986 1 688 2 756 9 16 419 8 2 103 239 003 40 90 911 112 137 21 934 8 064 5 915	32 889 3 449 - - 2 3 354 - 92 29 439 2 17 279 6 944 3 777 7 777 6 666	274 205 24 412 1 865 2 827 11 17 445 8 2 253 249 793 40 95 535 116 154 22 990 8 626 6 445
43	431	431.2	FATTY ACIDS, WAXES, AND SPECIALLY TREATED FATS AND OILS, EXCLUDING PETROLEUM PRODUCTS. FATS AND OILS--HYDROGENATED. WAXES OF ANIMAL OR VEGETABLE ORIGIN, EXCLUDING FATTY ACIDS FATTY ACIDS, OILS, AND FATS--PROCESSED, OF ANIMAL OR VEGETABLE ORIGIN.	781 125 629 25	6 215 779 5 140 295	782 125 631 25	6 222 779 5 147 295	824 134 662 27	6 645 852 5 456 336
			SECTION 5--CHEMICALS	256 466	1 975 411	252 877	1 974 588	270 615	2 101 836
51	512	512.0	CHEMICAL ELEMENTS AND COMPOUNDS. ORGANIC CHEMICALS.	141 246 71 328	1 110 386 569 596	136 544 66 315	1 087 141 545 888	147 635 71 872	1 171 342 589 714

Table 1. Value of Schedule A Groupings of Commodities—Continued

(In thousands of dollars. For information on coverage, definitions of Customs, f.a.s., and c.i.f. values, see Explanation of Statistics. Shipments valued less than \$251 are shown only under Schedule A subgroup 990.0 and excluded from all other subgroups)

Commodity code			Commodity description	Customs value		F.a.s. value		C.i.f. value	
Division	Group	Sub-group		Current month	Cumulative, January to date	Current month	Cumulative, January to date	Current month	Cumulative, January to date
51	513		CHEMICAL ELEMENTS AND COMPOUNDS--CONTINUED						
			INORGANIC CHEMICAL ELEMENTS: OXIDES, INCLUDING						
			HYDROXIDES AND PEROXIDES; AND HALOGEN SALTS . . .	58 160	378 601	58 334	377 392	63 036	410 957
	513.2		CHEMICAL ELEMENTS, N.E.S.	4 384	29 411	4 358	29 067	4 577	30 400
	513.3		INORGANIC ACIDS AND OXYGEN COMPOUNDS OF NON-						
			METALS OR METALLOIDS.	3 320	16 534	3 424	17 153	3 607	18 340
	513.5		OXIDES--METALLIC, PIGMENT GRADE.	2 307	13 630	2 311	13 644	2 394	14 565
	513.6		AMMONIA, SODIUM HYDROXIDE, POTASSIUM						
			HYDROXIDE, ETC.	43 708	293 596	43 798	292 171	47 846	321 028
	513.7		INORGANIC BASES, METALLIC OXIDES, NSPF	4 439	25 427	4 441	25 356	4 610	26 622
	514		INORGANIC CHEMICALS, EXCEPT ELEMENTS, OXIDES,						
			HYDROXIDES, PEROXIDES, AND HALOGEN SALTS.	6 889	62 990	7 037	64 682	7 765	70 114
	515		RADIOACTIVE AND STABLE ISOTOPES, THEIR COM-						
			POUNDS AND MIXTURES AND RADIOACTIVE ELEMENTS,						
			EXCEPT URANIUM AND THORIUM ORES AND CONCEN-						
			TRATES.	4 867	99 197	4 856	99 178	4 961	100 556
52	521		MINERAL TAR, TAR OILS, AND CRUDE CHEMICALS FROM						
			COAL, PETROLEUM AND NATURAL GAS	2 492	8 074	2 514	8 121	2 749	8 839
	521.1		MINERAL TAR.	23	168	24	189	27	193
	521.5		COAL TAR DISTILLATE PRODUCTS, N.E.S.	2 468	7 905	2 490	7 931	2 721	8 645
53			DYEING, TANNING, AND COLORING MATERIALS--NATURAL						
			AND SYNTHETIC	7 695	49 951	6 979	44 390	7 363	46 788
	531	531.0	SYNTHETIC ORGANIC DYE STUFFS, NATURAL INDIGO,						
			COLOR LAKES AND TONERS.	4 942	34 139	4 226	28 591	4 362	29 599
	532		DYEING AND TANNING EXTRACTS, INCLUDING SYN-						
			THETIC, AND ARTIFICIAL BATES.	501	3 121	502	3 130	624	3 748
	532.2		DYEING AND TANNING MATERIALS, N.E.S., IN-						
			CLUDING BENZENOID SYNTHETICS, TANNIC ACID,						
			AND DERIVATIVES	64	691	64	687	69	728
	532.4		TANNING EXTRACTS OF VEGETABLE ORIGIN	436	2 429	437	2 443	554	3 020
	533		PIGMENTS, PAINTS, VARNISHES, AND RELATED						
			MATERIALS	2 251	12 691	2 251	12 668	2 375	13 439
	533.1		PIGMENTS AND PIGMENT-LIKE MATERIALS, N.S.P.F..						
			PRINTING INK AND INK POWDERS DERIVED FROM						
			BENZENOID PRODUCTS.	545	3 036	545	3 035	576	3 263
	533.2		PREPARED PAINTS, ENAMELS, LACQUERS, VAR-						
			NISHES, ARTISTS' COLORS, AND MASTICS.	500	3 267	499	3 252	524	3 408
	533.3		PREPARED PAINTS, ENAMELS, LACQUERS, VAR-						
			NISHES, ARTISTS' COLORS, AND MASTICS.	1 205	6 386	1 206	6 380	1 274	6 767
54	541		MEDICINAL AND PHARMACEUTICAL PRODUCTS.	17 946	125 006	17 868	123 431	18 296	127 131
	541.1		VITAMINS AND PROVITAMINS--BULK	2 801	22 798	2 795	22 254	2 882	23 154
	541.3		ANTIBIOTICS--BULK.	3 035	26 212	3 034	26 098	3 106	27 504
	541.4		VEGETABLE ALKALOIDS, THEIR SALTS AND OTHER						
			DERIVATIVES--BULK	5 125	32 997	5 124	32 917	5 174	33 294
	541.5		HORMONES--BULK	2 202	15 640	2 168	15 402	2 210	15 616
	541.6		GLYCOSIDES, GLYCOSIDE DERIVATIVES AND ORGANO-						
			THERAPEUTIC GLANDS AND OTHER ORGAN						
			EXTRACTS--BULK.	972	5 333	939	5 295	977	5 504
	541.7		MEDICINAL AND PHARMACEUTICAL PREPARATIONS--						
			DOSAGE.	1 906	12 865	1 903	12 329	2 020	12 729
	541.8		DRUGS, N.E.S.	1 796	8 061	1 795	8 033	1 815	8 200
	541.9		PHARMACEUTICAL GOODS	106	1 097	106	1 099	108	1 125
55			ESSENTIAL OILS AND PERFUME MATERIALS; TOILET,						
			POLISHING, AND CLEANSING PREPARATIONS	10 835	70 511	10 398	68 886	10 960	72 638
	551		ESSENTIAL OILS, PERFUME, AND FLAVOR MATERIALS.	5 465	36 904	5 426	36 723	5 599	37 870
	551.1		ESSENTIAL OILS AND RESINOIDS	3 110	21 215	3 074	21 146	3 179	21 823
	551.2		SYNTHETIC PERFUME AND FLAVOR MATERIALS AND						
			CONCENTRATES, AND ENFLEURAGE GREASES AND						
			MIXTURES OF ALCOHOL AND ESSENTIAL OILS.	2 354	15 688	2 351	15 577	2 420	16 047
	553	553.0	PERFUMERY AND COSMETICS, DENTIFRICES, AND OTHER						
			TOILET PREPARATIONS, EXCEPT SOAPS	3 308	18 106	3 168	17 241	3 396	18 505
	554		SOAPS, CLEANSING, POLISHING, AND FINISHING						
			PREPARATIONS.	2 061	15 501	1 803	14 921	1 964	16 262
	554.1		SOAPS.	298	1 546	296	1 537	322	1 675
	554.2		SURFACE ACTIVE AGENTS, DETERGENTS AND WASHING						
			PREPARATIONS, N.E.S.	1 386	12 318	1 352	12 214	1 463	13 243
	554.3		BLACKINGS, POWDERS, LIQUIDS, AND CREAMS FOR						
			POLISHING AND CLEANING, IN CONTAINERS HOLD-						
			ING NOT OVER 10 POUNDS EACH	376	1 636	154	1 169	179	1 342
56	561		FERTILIZERS, MANUFACTURED, AND FERTILIZER						
			MATERIALS, N.E.S.	36 788	341 596	39 822	376 706	42 271	390 048
	561.2		PHOSPHATIC FERTILIZERS AND FERTILIZER						
			MATERIALS, N.S.P.F.	509	18 871	536	19 369	537	19 817
	561.3		POTASSIC FERTILIZERS AND FERTILIZER MATERIALS,						
			N.S.P.F.	13 683	133 895	16 351	164 909	17 050	167 104
	561.4		NITROGENOUS FERTILIZERS AND FERTILIZER						
			MATERIALS, N.S.P.F.	15 991	127 366	16 119	129 374	17 621	137 928
	561.9		OTHER FERTILIZERS AND FERTILIZER MATERIALS,						
			N.E.S.	6 603	61 463	6 814	63 053	7 062	65 198
57	571		EXPLOSIVES AND PYROTECHNIC PRODUCTS (INCLUDING						
			SMALL ARMS AMMUNITION).	1 817	13 319	1 807	13 449	2 030	14 572
	571.1		PROPELLANT POWDERS, DYNAMITE AND EXPLOSIVE						
			SUBSTANCES, N.S.P.F.	229	3 479	232	3 639	243	3 782
	571.2		CAPS AND FUSES--BLASTING, INCLUDING PER-						
			CUSSION CAPS AND MINING AND SIMILAR FUSES	48	1 411	49	1 415	49	1 442
	571.3		PYROTECHNICAL ARTICLES	1 067	5 335	1 067	5 334	1 274	6 215

Table 1. Value of Schedule A Groupings of Commodities—Continued

(In thousands of dollars. For information on coverage, definitions of Customs, f.a.s., and c.i.f. values, see Explanation of Statistics. Shipments valued less than \$251 are shown only under Schedule A subgroup 990.0 and excluded from all other subgroups)

Commodity code			Commodity description	Customs value		F.a.s. value		C.i.f. value	
Division	Group	Sub-group		Current month	Cumulative, January to date	Current month	Cumulative, January to date	Current month	Cumulative, January to date
57	571	571.4	EXPLOSIVES AND PYROTECHNIC PRODUCTS (INCLUDING SMALL ARMS AMMUNITION)--CONTINUED CARTRIDGES AND SHELLS--SMALL ARMS, INCLUDING GUN WADS.	471	3 093	458	3 059	462	3 131
58	581	581.3	SYNTHETIC RESINS, REGENERATED CELLULOSE AND PLASTIC MATERIALS	14 978	121 722	14 780	120 299	15 965	130 947
		581.4	VULCANIZED FIBER AND CELLULOSIC PLASTIC MATERIALS	1 469	9 610	1 472	9 621	1 533	10 008
		581.9	PLASTIC MATERIALS AND SHAPES, N.E.S.	13 146	110 682	12 944	109 206	14 053	119 414
			RESINS AND ARTIFICIAL MIXTURES OF PLASTIC MATERIALS, N.S.P.F.	363	1 428	363	1 471	377	1 524
59	599	599.2	CHEMICAL PRODUCTS AND MATERIALS, N.E.S.	22 666	134 843	22 161	132 161	23 341	139 527
		599.5	INSECTICIDES, FUNGICIDES, DISINFECTANTS, AND SIMILAR PRODUCTS--CYCLIC INCLUDING SHEEPDIP CASEIN, ALBUMIN, GELATIN, DEXTRIN, AND OTHER ALBUMINOIDAL SUBSTANCES AND THEIR DERIVATIVES; STARCHES, GLUTEN AND GLUTEN FLOUR, AND GLUES AND ADHESIVES	12 429	55 623	11 957	53 167	12 405	55 000
		599.6	WOOD AND RESIN-BASED CHEMICAL PRODUCTS, N.E.S.	5 879	42 043	5 922	42 087	6 347	44 723
		599.7	ANIMAL BLACK; AND GLAZINGS, DRESSINGS, AND MORDANTS PREPARED FOR TEXTILES.	381	5 413	363	5 388	397	5 990
		599.8	CHEMICAL PRODUCTS AND PREPARATIONS, N.E.S.	568	5 087	562	5 031	625	5 593
			CHEMICAL PRODUCTS AND PREPARATIONS, N.E.S.	3 406	26 675	3 355	26 487	3 565	28 219
			<u>SECTION 6--MANUFACTURED GOODS CLASSIFIED CHIEFLY BY MATERIAL</u>	1 251 576	8 037 722	1 231 404	7 941 861	1 328 492	8 575 113
61	611	611.2	LEATHER, LEATHER MANUFACTURES, N.E.S., AND DRESSED FURSKINS.	10 203	57 798	10 196	57 661	10 794	60 917
		611.3	LEATHER.	6 429	36 937	6 439	36 870	6 834	38 938
		611.4	LEATHERBOARD	74	602	74	602	80	645
		611.9	LEATHER--Calf and KIP.	800	5 675	801	5 673	831	5 889
			LEATHER--BOVINE, N.E.S.	2 567	12 395	2 576	12 362	2 710	13 007
			LEATHER, N.E.S.	2 986	18 264	2 987	18 232	3 212	19 395
	612	612.1	LEATHER MANUFACTURES, N.E.S., EXCLUDING MANUFACTURES OF ARTIFICIAL AND RECONSTITUTED LEATHER	2 689	16 370	2 671	16 312	2 821	17 273
		612.2	BELTING LEATHER IN FINISHED OR SEMIFINISHED FORM OR SHAPE FOR CONVERSION TO BELTING SADDLERY AND OTHER HARNESS MAKERS' GOODS OF ALL MATERIALS	67	357	67	357	70	372
		612.3	LEATHER--CUT OR SHAPED, FOR FOOTWEAR	1 062	6 207	1 064	6 223	1 122	6 544
		612.9	LEATHER--CUT OR SHAPED, FOR FOOTWEAR	836	5 566	816	5 479	850	5 762
		613.0	MANUFACTURES OF LEATHER, N.E.S.	722	4 238	722	4 251	778	4 593
	613		FURSKINS--DRESSED, INCLUDING DYED.	1 084	4 489	1 085	4 479	1 137	4 705
62	629	629.1	RUBBER MANUFACTURES--FINISHED, N.E.S., EXCLUDING HYGIENIC AND PHARMACEUTICAL PRODUCTS.	47 169	320 199	38 740	275 019	44 793	313 080
		629.4	RUBBER TIRES AND TUBES FOR VEHICLES AND AIRCRAFT BELTS AND BELTING--RUBBER, TRANSMISSION, CONVEYOR, OR ELEVATOR.	45 380	306 748	36 958	261 778	42 897	298 848
				1 789	13 451	1 782	13 240	1 896	14 232
63	631	631.1	WOOD AND CORK MANUFACTURES, N.E.S.	52 532	262 122	52 983	262 870	60 078	300 884
		631.2	WOOD VENEERS, PLYWOOD BOARDS, IMPROVED OR RECONSTITUTED WOOD, AND OTHER WOOD, WORKED, N.E.S.	32 860	166 005	32 870	164 234	38 396	194 346
		631.4	VENEERS--WOOD.	5 060	23 752	5 150	24 140	5 871	26 964
			PLYWOOD, INCLUDING WOOD VENEER PANELS.	23 888	119 471	23 679	116 898	28 286	142 748
			BLOCKS--COMPRESSED WOOD (INCLUDING WOOD IMPREGNATED), AND MANUFACTURES, N.E.S.	538	1 902	579	1 986	583	2 026
		631.8	WOOD, SIMPLY SHAPED OR WORKED, N.E.S.	3 373	20 879	3 461	21 208	3 655	22 607
	632	632.1	WOOD MANUFACTURES, N.E.S.	18 586	90 782	19 028	93 304	20 462	100 540
		632.3	WOOD PACKING BOXES, CASES, CRATES, AND CONTAINERS, EXCEPT COOPERAGE PRODUCTS	206	1 405	208	1 418	213	1 461
		632.4	COOPERAGE PRODUCTS	71	580	72	584	83	663
		632.7	FLOORING, HARDWOOD (EXCEPT IN STRIPS AND PLANKS), AND WOOD DOORS	765	3 936	773	3 946	841	4 314
		632.8	MANUFACTURES OF WOOD FOR DOMESTIC OR DECORATIVE USE.	4 979	26 086	5 001	26 172	5 697	29 726
		633.0	ARTICLES MANUFACTURED OF WOOD, N.S.P.F.	12 562	58 773	12 973	61 182	13 627	64 375
	633		CORK MANUFACTURES, INCLUDING AGGLOMERATED CORK AND MANUFACTURES.	1 085	5 333	1 084	5 331	1 218	5 997
64	641	641.1	PAPER, PAPERBOARD, AND MANUFACTURES THEREOF.	155 960	934 835	157 063	944 249	161 437	968 375
		641.2	PAPER AND PAPERBOARD	149 446	898 644	150 510	908 085	154 381	929 213
		641.3	PAPER--STANDARD NEWSPRINT.	133 520	821 403	134 557	830 859	137 000	847 141
		641.4	PAPER--PRINTING AND WRITING, N.E.S.	8 362	31 834	8 353	31 641	9 232	33 098
			PAPER--WRAPPING.	1 282	9 196	1 233	9 052	1 242	9 280
			PAPER--CIGARETTE, IN BULK, ROLLS, SHEETS OR BOBBINS	58	370	58	370	63	393
		641.5	PAPER AND PAPERBOARD--MACHINEMADE.	660	7 179	663	7 121	703	7 771
		641.6	BUILDING BOARDS OF WOODPULP OR OF VEGETABLE FIBERS.	1 251	5 741	1 275	5 881	1 576	7 124
		641.7	HANDMADE PAPER, EXCEPT IMPREGNATED, COATED, LINED, PRINTED, DECORATED, ETC.	48	910	49	934	51	978
		641.9	PAPER AND PAPERBOARD IN ROLLS OR SHEETS, N.E.S.	4 261	22 006	4 317	22 226	4 510	23 425

Table 1. Value of Schedule A Groupings of Commodities—Continued

(In thousands of dollars. For information on coverage, definitions of Customs, f.a.s., and c.i.f. values, see Explanation of Statistics. Shipments valued less than \$251 are shown only under Schedule A subgroup 990.0 and excluded from all other subgroups)

Commodity code			Commodity description	Customs value		F.a.s. value		C.i.f. value	
Division	Group	Sub-group		Current month	Cumulative, January to date	Current month	Cumulative, January to date	Current month	Cumulative, January to date
64			PAPER, PAPERBOARD, AND MANUFACTURES THEREOF-- CONTINUED						
	642		PAPER, PAPER PULP, AND PAPERBOARD ARTICLES, N.E.S.	6 514	36 190	6 553	36 163	7 056	39 162
	642.1		BOXES OF PAPER, PAPERBOARD, OR PAPIER MACHE	594	3 174	600	3 189	657	3 519
	642.2		PAPER STATIONERY FOR CORRESPONDENCE, N.E.S.	136	474	139	482	144	505
	642.3		PAPER STATIONERY, EXCEPT CORRESPONDENCE, N.E.S.	1 150	6 082	1 161	6 168	1 330	7 059
	642.9		ARTICLES OF PAPER PULP, PAPER OR PAPERBOARD, N.E.S.	4 633	26 459	4 652	26 323	4 923	28 078
65			TEXTILE YARN, FABRICS, MADE-UP ARTICLES AND RELATED PRODUCTS.	90 495	565 556	89 580	560 093	98 609	611 400
	651		TEXTILE YARN AND THREAD.	8 782	44 895	8 627	44 191	9 522	48 949
	651.0		YARN AND THREAD OF COTTON AND MANMADE FIBERS.	6 653	31 811	6 532	31 177	7 177	34 224
	651.1		SILK YARN AND THREAD	1	170	1	169	2	178
	651.2		YARN OF WOOL AND ANIMAL HAIR	1 332	6 580	1 292	6 475	1 442	7 203
	651.5		YARN, THREAD, AND ROVING OF FLAX, RAMIE, AND TRUE HEMP	339	2 111	339	2 112	360	2 264
	651.8		YARN OF GLASS FIBER	161	1 336	164	1 338	188	1 517
	651.9		YARN AND ROVING OF TEXTILE FIBERS, N.E.S., INCLUDING PAPER	292	2 885	297	2 919	350	3 559
	652		COTTON FABRICS--WOVEN, NOT INCLUDING NARROW OR SPECIAL FABRICS.	13 549	77 295	13 474	76 953	14 323	81 858
	652.0		COTTON FABRICS--TERRY	7	156	7	156	8	167
	652.1		COTTON FABRICS--WOVEN, UNBLEACHED, NOT INCLUDING NARROW OR SPECIAL FABRICS	5 283	34 529	5 214	34 438	5 565	36 882
	652.2		COTTON FABRICS--WOVEN, BLEACHED, DYED, COLORED, OR OTHERWISE FINISHED, NOT INCLUDING NARROW OR SPECIAL FABRICS, EXCEPT TERRY	8 258	42 610	8 252	42 358	8 749	44 808
	653		TEXTILE FABRICS--WOVEN, NOT INCLUDING NARROW OR SPECIAL FABRICS, OTHER THAN COTTON	32 273	200 613	31 692	196 699	36 166	220 622
	653.1		SILK FABRICS--WOVEN	1 200	7 602	1 202	7 625	1 248	7 919
	653.2		WOVEN FABRICS OF WOOL AND/OR FINE ANIMAL HAIR	3 036	18 044	3 010	17 945	3 225	18 941
	653.4		WOVEN FABRICS OF JUTE	8 687	50 650	8 682	50 621	10 864	60 909
	653.5		WOVEN FABRICS OF NONCELLULOSE MANMADE FIBERS, EXCEPT PILE	11 206	76 597	10 790	73 917	12 084	81 852
	653.6		WOVEN FABRICS OF MANMADE FIBERS, N.E.S.	2 152	13 215	2 126	12 997	2 315	14 110
	653.7		KNIT OR CROCHETED FABRICS, NOT ELASTIC OR RUBBERIZED	4 324	23 492	4 212	22 694	4 677	25 421
	653.9		WOVEN FABRICS OF TEXTILE FIBERS, N.E.S.	1 666	11 012	1 666	10 897	1 751	11 466
	654		TULLE, LACE, EMBROIDERY, RIBBONS, TRIMMINGS AND OTHER SMALL WARES	1 430	8 943	1 429	8 957	1 521	9 522
	655		SPECIAL TEXTILE FABRICS AND RELATED PRODUCTS	19 041	140 477	18 978	140 338	20 216	148 727
	655.1		FELT AND FELT ARTICLES, N.E.S.	12	268	12	268	13	290
	655.2		ELASTIC FABRICS AND TRIMMINGS OF ELASTIC	100	533	100	532	109	576
	655.4		COATED OR IMPREGNATED TEXTILE FABRICS AND PRODUCTS, N.E.S.	5 949	24 099	5 951	24 109	6 287	25 522
	655.6		NETS, NETTING, TWINE, AND CORDAGE OF TEX- TILE FIBERS AND MANUFACTURES THEREOF	10 573	99 965	10 510	99 852	11 278	105 852
	655.7		HAT BODIES	191	3 268	193	3 277	205	3 490
	655.8		WADDING, WICKS AND TEXTILE FABRICS FOR USE IN MACHINERY OR PLANT	1 965	11 100	1 961	11 076	2 070	11 732
	655.9		TEXTILE BELTING, TUBING AND HOSEPIPING	248	1 241	247	1 222	251	1 263
	656		MADE-UP ARTICLES WHOLLY OR CHIEFLY TEXTILE MATERIALS, N.E.S.	6 884	44 593	6 861	44 346	7 450	48 220
	656.1		BAGS AND SACKS OF TEXTILE MATERIALS	103	807	103	808	111	892
	656.6		BLANKETS, INCLUDING ELECTRIC BLANKETS AND TRAVELLING RUGS	220	822	222	821	239	896
	656.9		MADE-UP ARTICLES OF TEXTILE MATERIALS, N.E.S.	6 560	42 963	6 535	42 716	7 099	46 431
	657		FLOOR COVERINGS, TAPESTRIES AND ARTICLES OF VEGETABLE PLAITING MATERIALS.	8 534	48 735	8 517	48 605	9 407	53 499
	657.4		LINOLEUM AND SIMILAR FLOOR COVERINGS	740	3 705	741	3 695	809	4 062
	657.5		CARPETS AND RUGS OF KNOTTED FABRICS	3 247	18 995	3 249	18 962	3 507	20 431
	657.6		CARPET, CARPETING, AND RUGS, N.E.S.	3 622	21 503	3 580	21 392	3 969	23 798
	657.7		TAPESTRIES--HANDWOVEN OR NEEDLEWORKED	326	2 049	326	2 039	338	2 121
	657.8		MATS, MATTING, SCREENS, AND OTHER ITEMS, N.E.S., OF VEGETABLE PLAITING MATERIALS	596	2 481	619	2 515	783	3 085
66			NONMETALLIC MINERAL MANUFACTURES, N.E.S.	143 728	765 474	144 304	769 393	152 658	818 310
	661		LIME, CEMENT AND FABRICATED BUILDING MATERIALS, EXCEPT GLASS AND CLAY	9 715	57 905	10 262	60 356	12 492	72 921
	661.1		LIME, INCLUDING HYDRATED	576	3 886	691	4 698	691	4 699
	661.2		CEMENT AND OTHER CONCRETE MIXES	6 148	32 638	6 570	34 233	7 992	41 629
	661.3		BUILDING AND MONUMENTAL (DIMENSION) STONE AND SLATE--WORKED, AND ARTICLES THEREOF	2 656	17 196	2 655	17 209	3 396	21 718
	661.8		ARTICLES OF GYPSUM AND ASBESTOS-CEMENT	333	4 184	344	4 214	411	4 874
	662		CLAY AND REFRACTORY CONSTRUCTION MATERIALS	5 487	31 583	5 158	31 654	5 984	36 555
	662.3		REFRACTORY BRICK AND OTHER REFRACTORY CONSTRUCTION MATERIALS	1 827	9 509	1 452	9 290	1 673	10 474
	662.4		CERAMIC TILE AND OTHER NONREFRACTORY CERAMIC CONSTRUCTION MATERIALS	3 660	22 074	3 705	22 363	4 310	26 081
	663		MINERAL MANUFACTURES, N.E.S.	6 321	39 835	6 319	39 306	6 695	41 934
	663.1		GRINDING, POLISHING AND ABRASIVE WHEELS AND STONES FOR HAND- OR PEDAL-OPERATED MACHINES	393	2 883	389	2 882	411	3 037

Table 1. Value of Schedule A Groupings of Commodities—Continued

(In thousands of dollars. For information on coverage, definitions of Customs, f.a.s., and c.i.f. values, see Explanation of Statistics. Shipments valued less than \$251 are shown only under Schedule A subgroup 990.0 and excluded from all other subgroups)

Commodity code			Commodity description	Customs value		F.a.s. value		C.i.f. value	
Division	Group	Sub-group		Current month	Cumulative, January to date	Current month	Cumulative, January to date	Current month	Cumulative, January to date
	663		MINERAL MANUFACTURES, N.E.S.--CONTINUED						
		663.2	ABRASIVE CLOTHS AND PAPERS AND SIMILAR ARTICLES, N.E.S.	1 071	8 684	1 035	7 994	1 061	8 211
		663.4	MICA--WORKED, AND ARTICLES THEREOF	124	1 139	124	1 155	130	1 225
		663.5	MINERAL INSULATING MATERIALS, N.E.S.	48	166	48	169	51	182
		663.6	MANUFACTURES OF MINERAL MATERIALS, N.E.S., OTHER THAN CERAMIC.	2 388	14 201	2 431	14 428	2 596	15 795
		663.7	REFRACTORY AND HEAT INSULATING ARTICLES, EXCLUDING REFRACTORY CONSTRUCTION MATERIALS	278	1 459	281	1 458	297	1 588
		663.8	ASBESTOS YARN, SLIVERS, ROPE, AND ARTICLES OF ASBESTOS, N.E.S.	1 790	9 633	1 777	9 546	1 879	10 082
		663.9	ARTICLES OF CERAMIC MATERIALS, N.E.S.	225	1 667	229	1 671	267	1 809
	664		GLASS.	9 368	53 385	9 319	52 706	10 374	59 589
		664.1	GLASS IN THE MASS--UNWORKED, IN RODS AND TUBES, AND WASTE GLASS.	413	4 016	413	3 954	444	4 187
		664.2	OPTICAL GLASS AND ELEMENTS, NOT OPTICALLY WORKED, AND BLANKS FOR CORRECTIVE SPECTACLE LENSES.	230	1 484	228	1 477	254	1 570
		664.3	GLASS--DRAWN OR BLOWN, UNWORKED.	1 490	8 022	1 504	8 054	1 882	10 287
		664.4	GLASS--SURFACE GROUND OR POLISHED.	619	5 191	606	5 165	712	6 004
		664.5	GLASS--CAST OR ROLLED, UNWORKED.	185	1 129	184	1 128	224	1 448
		664.6	GLASS--PRESSED OR MOLDED, CONSTRUCTION MATERIALS.	-	37	-	37	-	40
		664.7	GLASS--LAMINATED OR TOUGHENED.	4 400	20 221	4 354	19 588	4 600	21 265
		664.8	GLASS MIRRORS.	1 132	6 409	1 130	6 425	1 252	7 105
		664.9	GLASS, N.E.S.	894	6 872	896	6 874	1 003	7 679
	665		GLASSWARE.	11 924	60 446	12 005	60 816	13 016	66 025
		665.1	GLASS CONTAINERS	1 353	7 322	1 370	7 386	1 478	8 000
		665.3	GLASS ARTICLES, N.E.S., INCLUDING IMITATION GEM STONES.	10 571	53 123	10 635	53 429	11 538	58 024
	666		POTTERY.	22 202	127 500	22 584	129 810	25 064	144 506
		666.4	PORCELAIN OR CHINA HOUSEHOLD WARE.	7 459	43 845	7 562	44 558	8 247	48 668
		666.5	EARTHENWARE OR STONWARE HOUSEHOLD ARTICLES, EXCLUDING ORNAMENTAL ARTICLES.	12 317	70 196	12 549	71 700	14 196	81 571
		666.6	CERAMIC AND CHINA ORNAMENTAL ARTICLES, N.E.S.	2 426	13 457	2 472	13 551	2 620	14 266
	667		PEARLS AND PRECIOUS AND SEMIPRECIOUS STONES--UNWORKED OR WORKED, NOT SET OR STRUNG.	78 707	394 817	78 656	394 743	79 029	396 776
		667.1	PEARLS--NATURAL AND CULTURED, NOT SET OR STRUNG.	869	4 184	869	4 180	879	4 228
		667.2	DIAMONDS, EXCEPT INDUSTRIAL--NOT SET OR STRUNG.	67 941	341 480	67 925	341 456	68 157	342 797
		667.3	PRECIOUS AND SEMIPRECIOUS STONES, N.E.S.--NOT SET OR STRUNG.	9 282	45 404	9 247	45 362	9 375	45 977
		667.4	SYNTHETIC GEM STONES--NOT SET OR STRUNG.	614	3 748	613	3 743	617	3 773
67			IRON AND STEEL.	381 532	2 922 841	371 583	2 873 101	416 536	3 201 255
	671		PIG IRON, SPONGE IRON, IRON AND STEEL POWDER AND SHOT, AND FERROALLOYS.	53 100	345 082	53 122	345 368	58 944	377 321
		671.1	SPIEGELEISEN.	-	-	-	-	-	-
		671.2	PIG IRON, INCLUDING CAST IRON.	1 134	39 227	1 143	39 363	1 207	42 184
		671.3	IRON OR STEEL POWDERS, SHOT, SPONGE, GRITS, AND WIRE PELLETS.	1 295	5 258	1 352	5 456	1 374	5 564
		671.4	FERROMANGANESE.	22 146	80 466	22 144	80 447	23 413	86 352
		671.5	FERROALLOYS, N.E.S.	28 524	220 130	28 481	220 100	32 949	243 220
	672		IRON OR STEEL PRIMARY FORMS.	6 723	45 007	6 617	44 012	7 491	49 666
		672.1	BARS OF WROUGHT IRON.	-	73	-	73	-	84
		672.4	IRON OR STEEL BLOOMS, BILLETS, INGOTS, SLABS, AND SHEET BARS.	6 723	44 934	6 617	43 939	7 491	49 582
	673		IRON OR STEEL BARS, RODS, ANGLES, SHAPES, SECTIONS, AND SHEET PILING.	74 140	644 968	72 914	638 793	83 135	717 576
		673.1	IRON OR STEEL WIRE RODS.	22 009	246 182	21 424	241 647	24 449	271 037
		673.2	IRON OR STEEL BARS, HOLLOW MINING DRILL STEEL, AND FLAT WIRE OVER 0.05 INCH IN THICKNESS.	26 799	192 322	26 584	193 575	30 097	216 253
		673.4	IRON OR STEEL ANGLES, SHAPES, AND SECTIONS HAVING A MAXIMUM CROSS SECTIONAL DIMENSION OF 3 INCHES OR MORE, AND SHEET PILING.	20 272	165 362	19 966	163 014	22 964	184 848
		673.5	IRON OR STEEL ANGLES, SHAPES, AND SECTIONS OF LESS THAN 3 INCHES.	5 058	41 100	4 938	40 557	5 624	45 436
	674		IRON OR STEEL PLATES AND SHEETS.	134 055	1 039 800	128 542	1 021 301	146 355	1 148 768
		674.1	IRON OR STEEL PLATES--UNCOATED.	33 842	272 187	33 054	268 971	37 315	301 151
		674.4	IRON OR STEEL SHEETS--UNCOATED.	68 391	488 358	65 244	482 166	74 524	543 089
		674.7	TIN PLATE AND TIN COATED SHEET.	12 398	120 681	12 160	116 916	13 458	128 708
		674.8	IRON OR STEEL PLATES AND SHEETS--COATED, N.E.S.	19 422	158 574	18 082	153 246	21 055	175 819
	675		IRON OR STEEL HOOP AND STRIP AND FLAT WIRE NOT OVER 0.05 INCH IN THICKNESS.	4 586	38 255	4 518	37 803	4 904	40 794
	676		IRON OR STEEL RAILS AND RAILWAY TRACK CONSTRUCTION MATERIALS.	1 714	19 271	1 715	19 058	1 855	21 203
		676.1	RAILS--IRON OR STEEL.	1 662	18 547	1 663	18 322	1 801	20 373
		676.2	JOINT BARS AND TIE PLATES--IRON OR STEEL.	51	724	52	736	53	830
	677		IRON OR STEEL WIRE, EXCEPT FLAT WIRE AND INSULATED ELECTRIC.	14 683	150 921	14 375	146 141	15 916	162 831
		678	IRON OR STEEL TUBES, PIPES AND FITTINGS.	89 648	621 871	86 884	602 835	94 778	663 872
		678.1	CAST IRON PIPES AND TUBES.	154	1 521	160	1 570	173	1 604
		678.2	IRON OR STEEL PIPES AND TUBES--SEAMLESS.	44 828	236 784	42 785	226 493	46 530	248 764
		678.5	IRON OR STEEL PIPE AND TUBE FITTINGS.	11 278	78 013	11 108	76 380	11 853	81 823
		678.6	IRON OR STEEL PIPES AND TUBES--WELDED.	33 386	305 551	32 830	298 391	36 221	331 680

Table 1. Value of Schedule A Groupings of Commodities—Continued

(In thousands of dollars. For information on coverage, definitions of Customs, f.a.s., and c.i.f. values, see Explanation of Statistics. Shipments valued less than \$251 are shown only under Schedule A subgroup 990.0 and excluded from all other subgroups)

Division	Group	Sub-group	Commodity description	Customs value		F.a.s. value		C.i.f. value	
				Current month	Cumulative, January to date	Current month	Cumulative, January to date	Current month	Cumulative, January to date
67	679		IRON AND STEEL--CONTINUED						
			IRON OR STEEL CASTINGS AND FORGINGS IN THE ROUGH STATE	2 879	17 661	2 893	17 785	3 153	19 220
	679.1		IRON CASTINGS IN THE ROUGH STATE	2 018	11 674	2 023	11 673	2 230	12 713
	679.3		IRON OR STEEL FORGINGS IN THE ROUGH STATE	861	5 987	869	6 111	923	6 507
68	681		NONFERROUS METALS	233 366	1 281 341	231 015	1 278 432	238 276	1 309 985
			SILVER, PLATINUM AND PLATINUM GROUP METALS--UNWROUGHT OR PARTLY WORKED	41 868	265 657	41 867	265 532	42 128	267 253
	681.1		SILVER--UNWROUGHT OR PARTLY WORKED	23 092	142 692	23 090	142 672	23 200	143 530
	681.2		PLATINUM AND PLATINUM GROUP METALS--UNWROUGHT OR PARTLY WORKED	18 776	122 964	18 776	122 860	18 928	123 722
	682		COPPER AND COPPER ALLOYS--WROUGHT OR UNWROUGHT	41 797	180 824	41 992	181 536	42 957	187 805
	682.1		COPPER AND COPPER ALLOYS--UNWROUGHT	31 828	115 737	32 046	116 536	32 646	120 287
	682.2		COPPER AND COPPER ALLOYS--WROUGHT	9 968	65 086	9 946	65 000	10 311	67 518
	683		NICKEL AND NICKEL ALLOYS--WROUGHT OR UNWROUGHT	61 603	277 729	59 398	271 334	61 952	279 492
	683.1		NICKEL AND NICKEL ALLOYS--UNWROUGHT	57 406	253 721	55 267	247 555	57 704	255 259
	683.2		NICKEL AND NICKEL ALLOYS--WROUGHT	4 196	24 007	4 130	23 779	4 247	24 232
	684		ALUMINUM AND ALUMINUM ALLOYS--WROUGHT OR UNWROUGHT	29 860	177 995	30 141	179 832	31 035	185 436
	684.1		ALUMINUM AND ALUMINUM ALLOYS--UNWROUGHT	25 257	145 812	25 577	147 788	26 109	151 333
	684.2		ALUMINUM AND ALUMINUM ALLOYS--WROUGHT	4 602	32 183	4 563	32 043	4 926	34 102
	685		LEAD AND LEAD ALLOYS--WROUGHT OR UNWROUGHT	3 442	25 438	3 563	26 441	3 714	27 349
	685.1		LEAD AND LEAD ALLOYS--UNWROUGHT	3 442	25 413	3 563	26 416	3 714	27 323
	685.2		LEAD AND LEAD ALLOYS--WROUGHT	-	24	-	24	-	25
	686		ZINC AND ZINC ALLOYS--WROUGHT OR UNWROUGHT	19 393	106 697	19 586	107 789	20 198	110 875
	686.1		ZINC AND ZINC ALLOYS--UNWROUGHT	19 106	103 239	19 297	104 315	19 900	107 221
	686.2		ZINC AND ZINC ALLOYS--WROUGHT	286	3 457	288	3 474	298	3 654
	687		TIN AND TIN ALLOYS--WROUGHT OR UNWROUGHT	25 322	185 066	24 422	184 144	25 741	187 774
	687.1		TIN AND TIN ALLOYS--UNWROUGHT	25 322	184 980	24 422	184 082	25 741	187 708
	687.2		TIN AND TIN ALLOYS--WROUGHT	-	85	-	61	-	66
	688		URANIUM AND THORIUM METAL, INCLUDING WASTE AND SCRAP	-	1	-	1	-	1
	689		BASE METALS AND ALLOYS, N.E.S.--WROUGHT OR UNWROUGHT, AND WASTE AND SCRAP	10 078	61 930	10 043	61 819	10 548	63 996
	689.3		BERYLLIUM, MAGNESIUM, AND THEIR ALLOYS--WROUGHT OR UNWROUGHT, EXCLUDING MAGNESIUM WASTE AND SCRAP	826	6 051	826	6 025	857	6 239
	689.4		TUNGSTEN, MOLYBDENUM, TANTALUM, AND THEIR ALLOYS--WROUGHT OR UNWROUGHT, AND WASTE AND SCRAP	377	2 448	378	2 440	386	2 484
	689.5		BASE METALS AND THEIR ALLOYS, N.E.S.--WROUGHT OR UNWROUGHT, AND WASTE AND SCRAP	8 874	53 430	8 838	53 353	9 304	55 272
69	691		MANUFACTURES OF METAL, N.E.S.	136 587	927 553	135 935	921 039	145 307	990 901
			FINISHED STRUCTURAL PARTS AND STRUCTURES OF METAL	4 460	23 852	4 371	23 899	4 620	26 112
	691.1		POSTS, BEAMS, GIRDERS, AND SIMILAR STRUCTURAL UNITS OF IRON OR STEEL	3 574	15 561	3 477	15 295	3 705	17 367
	691.4		STRUCTURES AND PARTS OF STRUCTURES OF BASE METAL, N.E.S.	886	8 291	893	8 603	915	8 745
	692		METAL CONTAINERS FOR STORAGE AND TRANSPORT	2 378	15 449	2 381	15 568	2 536	16 549
	692.1		TANKS, VATS, RESERVOIRS AND OTHER CONTAINERS FOR STORAGE OR MANUFACTURING USE, OF METAL, WITH A CAPACITY OVER 75 GALLONS	368	2 555	372	2 595	377	2 771
	692.2		DRUMS, FLASKS, COLLAPSIBLE TUBES, AND OTHER CONTAINERS OF METAL USED FOR TRANSPORT OF GOODS	1 746	11 629	1 746	11 727	1 878	12 369
	692.3		COMPRESSED GAS CYLINDERS OF METAL	262	1 265	261	1 245	280	1 408
	693		WIRE PRODUCTS--EXCLUDING INSULATED ELECTRIC	15 980	153 925	15 431	149 120	16 992	164 463
	693.1		WIRE CABLES, ROPES, STRANDS, PLAITED BANDS, AND SIMILAR ARTICLES--NOT INSULATED	12 717	121 163	12 292	116 880	13 678	130 153
	693.2		BARBED WIRE	480	10 963	480	10 886	529	11 970
	693.3		WIRE GAUZE, NETTING, GRILL, FENCING, AND OTHER WOVEN WIRE PRODUCTS	2 740	21 644	2 619	21 205	2 737	22 169
	693.4		EXPANDED METAL OF BASE METAL	41	153	38	147	47	169
	694		NAILS, TACKS, SCREWS, NUTS, BOLTS, RIVETS, AND SIMILAR ARTICLES OF IRON, STEEL OR COPPER	27 834	213 814	27 738	212 615	30 096	230 620
	694.1		NAILS, TACKS, STAPLES, SPIKES, AND SIMILAR ARTICLES OF IRON OR STEEL	7 357	57 541	7 315	56 869	7 909	62 200
	694.2		BOLTS, NUTS, SCREWS, RIVETS, WASHERS, AND SIMILAR ARTICLES OF IRON, STEEL OR COPPER: AND COPPER NAILS, TACKS, STAPLES AND SIMILAR ARTICLES	20 476	156 272	20 423	155 746	22 186	168 419
	695		TOOLS FOR USE IN THE HAND OR IN MACHINES	14 964	98 491	14 961	98 393	15 685	103 209
	695.1		HAND TOOLS OF A KIND MAINLY USED IN AGRICULTURE OR FORESTRY	311	4 098	313	4 103	336	4 428
	695.2		TOOLS, N.E.S., FOR USE IN THE HAND OR IN MACHINES	14 653	94 393	14 647	94 289	15 349	98 780
	696		TABLE FLATWARE AND CUTLERY	10 551	57 245	10 551	57 380	10 992	59 862
	697		HOUSEHOLD EQUIPMENT OF BASE METAL	9 462	61 210	9 365	60 944	10 603	68 939
	697.1		DOMESTIC STOVES, OVENS, RANGES, AND SIMILAR ARTICLES OF BASE METAL, NONELECTRIC	1 995	15 263	2 010	15 362	2 368	18 082
	697.2		DOMESTIC UTENSILS OF IRON, STEEL, COPPER, AND ALUMINUM	7 435	45 704	7 323	45 337	8 200	50 591
	697.9		HOUSEHOLD EQUIPMENT--BASE METALS, N.E.S.	31	241	31	244	35	266
	698		MANUFACTURES OF BASE METAL, N.E.S.	50 954	303 561	51 134	303 117	53 779	321 143
	698.1		HARDWARE OF BASE METALS, INCLUDING LOCKS	6 505	37 654	6 539	37 729	6 868	39 583
	698.2		SAFES, STRONG BOXES, STRONG ROOMS, AND SIMILAR ARTICLES--BASE METALS	309	3 602	309	3 589	336	3 902

Table 1. Value of Schedule A Groupings of Commodities—Continued

(In thousands of dollars. For information on coverage, definitions of Customs, f.a.s., and c.i.f. values, see Explanation of Statistics. Shipments valued less than \$251 are shown only under Schedule A subgroup 990.0 and excluded from all other subgroups)

Commodity code			Commodity description	Customs value		F.a.s. value		C.i.f. value	
Division	Group	Sub-group		Current month	Cumulative, January to date	Current month	Cumulative, January to date	Current month	Cumulative, January to date
	698		MANUFACTURES OF BASE METAL, N.E.S.--CONTINUED						
	698.3		CHAINS AND PARTS THEREOF OF IRON OR STEEL . . .	4 036	33 557	3 971	32 989	4 236	35 406
	698.4		ANCHORS, GRAPNELS, AND PARTS THEREOF--IRON OR STEEL	467	1 598	467	1 593	518	1 779
	698.5		NEEDLES, PINS, AND APPAREL FITTINGS OF BASE METAL	1 706	10 055	1 711	10 064	1 842	10 759
	698.6		SPRINGS AND LEAVES FOR SPRINGS OF BASE METAL . .	12 132	47 913	12 294	48 336	12 484	48 947
	698.8		MISCELLANEOUS ARTICLES--BASE METAL	2 326	26 386	2 319	25 815	2 510	28 995
	698.9		ARTICLES OF BASE METALS, N.E.S.	23 469	142 793	23 520	142 997	24 982	151 768
			SECTION 7--MACHINERY AND TRANSPORT EQUIPMENT .	2 043 560	11 925 919	1 961 576	11 517 185	2 119 885	12 435 577
71	711		MACHINERY, OTHER THAN ELECTRIC	579 316	3 557 167	560 383	3 444 226	592 787	3 652 990
			POWER GENERATING MACHINERY, OTHER THAN ELECTRIC, AND PARTS	148 130	812 740	143 026	786 923	149 278	822 335
	711.1		STEAM AND OTHER VAPOR GENERATING BOILERS, AND PARTS	663	12 252	666	12 239	684	12 980
	711.2		ECONOMIZERS ETC., AND AUXILIARY PLANTS FOR STEAM AND OTHER VAPOR GENERATING BOILERS, CONDENSERS ETC., AND PARTS	57	846	51	853	52	873
	711.3		STEAM ENGINES, TURBINES, AND PARTS	7 193	36 821	6 231	33 614	6 486	35 723
	711.4		INTERNAL COMBUSTION ENGINES--INCLUDING TURBOJET AND GAS TURBINE ENGINES, FOR AIRCRAFT, EXCLUDING PARTS	27 701	129 872	27 599	129 234	27 735	129 894
	711.5		INTERNAL COMBUSTION ENGINES--OTHER THAN AIRCRAFT; AND PARTS FOR INTERNAL COMBUSTION ENGINES	110 490	621 422	106 501	599 810	112 283	631 349
	711.6		ENGINES--NONPISTON-TYPE, N.E.S., AND PARTS FOR NONPISTON ENGINES	1 052	4 682	1 052	4 640	1 077	4 754
	711.8		ENGINES, N.E.S. (INCLUDING WATER ENGINES, WATER WHEELS, AND WATER TURBINES), AND PARTS	971	6 842	923	6 530	958	6 760
	712		AGRICULTURAL MACHINERY AND APPLIANCES, AND PARTS	74 377	484 261	68 619	447 201	76 482	501 407
	712.1		AGRICULTURAL MACHINERY AND APPLIANCES FOR PREPARING, PLANTING, AND CULTIVATING THE SOIL, AND PARTS	9 517	63 955	8 874	60 178	9 693	66 227
	712.2		AGRICULTURAL MACHINERY AND APPLIANCES FOR HARVESTING, CUTTING, AND SORTING, AND PARTS .	32 829	212 241	28 431	184 846	33 310	216 719
	712.3		CREAM SEPARATORS (INCLUDING CREAM SEPARATORS FOR INDUSTRIAL DAIRIES)	-	160	-	116	-	161
	712.5		TRACTORS SUITABLE FOR AGRI USE, AND TRACTORS, NES, EXCLUDING TRACTOR TRAILER COMBINATIONS .	29 090	187 804	28 410	182 040	30 391	197 204
	712.8		AGRICULTURAL MACHINERY AND APPLIANCES, N.E.S., AND PARTS	2 940	20 100	2 903	20 018	3 087	21 094
	714		OFFICE MACHINES AND PARTS	85 874	528 356	84 574	520 918	87 963	543 271
	714.1		TYPEWRITERS, NUMBERING, DATING, AND CHECK-WRITING MACHINES	14 673	77 634	14 683	77 963	15 043	80 207
	714.2		CALCULATING MACHINES, ADDING MACHINES, AND CASH REGISTERS	24 213	164 043	23 809	162 182	24 948	170 247
	714.3		ACCOUNTING, COMPUTING, AND OTHER DATA PROCESSING MACHINES	9 209	63 358	9 110	62 551	9 307	64 059
	714.9		DUPLICATING, ADDRESSING, AND OFFICE MACHINES, N.E.S., AND PARTS FOR OFFICE MACHINES	37 777	223 319	36 971	218 220	38 664	228 757
	715		METALWORKING MACHINERY	26 565	196 231	25 971	192 092	27 611	203 334
	715.1		MACHINE TOOLS FOR WORKING METALS	22 837	173 072	22 296	169 165	23 788	178 907
	715.2		METALWORKING MACHINERY OTHER THAN MACHINE TOOLS, AND PARTS	3 727	23 159	3 675	22 926	3 822	24 426
	717		TEXTILE AND LEATHER MACHINERY, AND PARTS	37 774	250 321	37 471	248 083	39 144	259 975
	717.1		TEXTILE MACHINERY, PARTS AND ACCESSORIES, INCLUDING LAUNDRY EQUIPMENT, OTHER THAN DOMESTIC WASHING MACHINES AND PARTS	22 325	159 601	22 079	157 944	23 199	166 119
	717.2		SHOE MACHINERY AND PARTS	311	2 570	312	2 402	325	2 656
	717.3		SEWING MACHINES AND PARTS	15 138	88 149	15 079	87 737	15 618	91 200
	718		MACHINES FOR SPECIAL INDUSTRIES, AND PARTS . . .	47 032	279 310	46 468	276 352	48 878	290 250
	718.1		PAPER MILL AND PULP MILL MACHINERY, PAPER CUTTING MACHINERY, AND OTHER MACHINERY FOR THE MANUFACTURE OF ARTICLES OF PAPER PULP, PAPER OR PAPERBOARD, AND PARTS	5 496	42 779	5 466	42 332	5 713	44 218
	718.2		PRINTING AND BOOKBINDING MACHINERY, AND PARTS .	8 614	46 911	8 588	46 642	8 911	48 432
	718.3		FOOD-PROCESSING MACHINERY, OTHER THAN DOMESTIC, AND PARTS	5 505	25 853	5 341	25 341	5 741	26 789
	718.4		CONSTRUCTION AND MINING MACHINERY, N.E.S., AND PARTS	22 068	136 248	21 760	134 581	22 987	142 242
	718.5		MINERAL CRUSHING, SORTING, WASHING, MIXING, FORMING, AND SIMILAR MACHINERY, AND PARTS; AND GLASS-WORKING MACHINES, AND PARTS	5 347	27 518	5 312	27 455	5 524	28 567
	719		MACHINERY AND APPLIANCES, AND MACHINE PARTS, N.E.S.	159 561	1 005 945	154 251	972 655	163 428	1 032 415
	719.1		HEATING AND COOLING MACHINERY AND EQUIPMENT, AND PARTS	13 532	80 662	13 240	79 260	13 957	84 837
	719.2		PUMPS FOR LIQUIDS AND GASES, BLOWERS, COMPRESSORS, CENTRIFUGES (OTHER THAN CREAM SEPARATORS), AND FILTERING AND PURIFYING MACHINERY, AND PARTS	25 354	173 176	24 948	169 681	26 398	179 412
	719.3		MECHANICAL HANDLING MACHINERY AND EQUIPMENT, AND PARTS	17 470	124 851	17 309	124 256	18 473	131 714
	719.4		DOMESTIC APPLIANCES--NONELECTRIC, AND PARTS . .	3 913	19 986	3 902	19 940	4 378	22 204

Table 1. Value of Schedule A Groupings of Commodities—Continued

(In thousands of dollars. For information on coverage, definitions of Customs, f.a.s., and c.i.f. values, see Explanation of Statistics. Shipments valued less than \$251 are shown only under Schedule A subgroup 990.0 and excluded from all other subgroups)

Division	Group	Sub-group	Commodity description	Customs value		F.a.s. value		C.i.f. value	
				Current month	Cumulative, January to date	Current month	Cumulative, January to date	Current month	Cumulative, January to date
	719		MACHINERY AND APPLIANCES, AND MACHINE PARTS, N.E.S.—CONTINUED						
		719.5	POWERED-TOOLS, N.E.S., FOR WORKING MINERALS, WOOD, PLASTICS, AND HARD CARVING MATERIALS, AND POWER-OPERATED, NONELECTRIC HAND TOOLS, N.E.S., AND PARTS, ACCESSORIES, AND ATTACHMENTS, INCLUDING PARTS, ACCESSORIES, AND ATTACHMENTS, N.E.S., FOR METALWORKING MACHINES.	18 255	116 768	18 063	115 446	18 693	119 613
		719.6	CALENDERING AND SIMILAR ROLLING MACHINES, N.E.S.; BOTTLING AND PACKAGING MACHINERY; WEIGHING MACHINERY; SPRAYING MACHINERY; AUTOMATIC VENDING MACHINES; AND PARTS--NONELECTRIC	9 213	52 353	9 192	52 189	9 584	54 452
		719.7	BEARINGS--BALL AND ROLLER, AND PARTS	19 515	126 975	16 357	106 127	17 776	117 570
		719.8	MACHINERY AND MECHANICAL APPLIANCES, N.E.S.,	25 312	153 983	24 611	150 669	26 358	160 446
		719.9	METAL FOUNDRY MOLDING BOXES, AND MOLDS, OTHER THAN INGOT MOLDS; TAPS, COCKS, VALVES, AND SIMILAR DEVICES, N.E.S.; TRANSMISSION SHAFTS, CRANKS, PULLEYS, ETC.; AND PARTS AND ACCESSORIES FOR MACHINERY, N.E.S.	26 993	157 187	26 624	155 084	27 806	162 163
72			ELECTRICAL MACHINERY, APPARATUS, AND APPLIANCES.	417 295	2 238 165	411 048	2 206 492	429 384	2 302 583
	722		ELECTRIC POWER MACHINERY AND SWITCHGEAR, AND PARTS	49 230	266 752	48 452	262 640	50 422	273 676
		722.1	ELECTRIC POWER MACHINERY AND PARTS	24 001	132 306	23 726	131 128	24 633	136 563
		722.3	ELECTRICAL APPARATUS FOR MAKING OR BREAKING ELECTRICAL CIRCUITS, AND PARTS.	25 229	134 446	24 726	131 511	25 789	137 113
	723		EQUIPMENT FOR DISTRIBUTING ELECTRICITY	11 148	67 813	11 090	67 437	11 634	70 739
		723.1	WIRE AND CABLE--INSULATED.	9 475	57 241	9 429	56 896	9 821	59 257
		723.2	ELECTRICAL INSULATORS AND FITTINGS, AND CONDUIT AND FITTINGS LINED WITH INSULATING MATERIALS	1 673	10 572	1 660	10 541	1 813	11 481
	724		TELECOMMUNICATIONS APPARATUS, AND PARTS.	179 256	845 614	176 795	835 812	185 560	874 738
		724.1	TELEVISION RECEIVING SETS.	38 648	164 126	38 841	163 864	40 682	172 727
		724.2	RADIO RECEIVING SETS, RADIO-PHONOGRAPH AND RADIO-TAPE RECORDER COMBINATIONS, AND PARTS, N.E.S., OF RADIO APPARATUS.	55 437	272 444	55 525	272 394	57 302	281 653
		724.9	TELEPHONE AND TELEGRAPH EQUIPMENT: LOUD-SPEAKERS, MICROPHONES, AND AMPLIFIERS; AND TELECOMMUNICATIONS EQUIPMENT, N.E.S.,	85 170	409 043	82 427	399 553	87 576	420 357
	725		ELECTRIC HOUSEHOLD REFRIGERATORS, FOOD FREEZERS, COOKING EQUIPMENT, AND ELECTRO-THERMIC APPLIANCES; HOUSEHOLD TYPE WASHING MACHINES; ELECTRO-MECHANICAL APPLIANCES, N.E.S.; AND PARTS	22 710	134 464	22 766	134 166	24 174	142 378
	726		ELECTRIC APPARATUS FOR MEDICAL PURPOSES, AND RADIOLOGICAL APPARATUS, AND PARTS	16 392	78 309	15 444	71 165	16 876	80 644
		726.1	ELECTRO-MEDICAL APPARATUS, OTHER THAN X-RAY AND RADIOLOGICAL APPARATUS, AND PARTS	1 728	9 744	1 727	9 584	1 793	10 105
		726.2	X-RAY TUBES, VALVES, AND PARTS; AND X-RAY AND RADIOLOGICAL APPARATUS, AND PARTS	14 663	68 564	13 716	61 581	15 082	70 539
	729		ELECTRICAL MACHINERY AND APPARATUS, AND PARTS, N.E.S.,	138 557	845 211	136 500	835 269	140 715	860 406
		729.1	BATTERIES, AND PARTS, N.E.S.,	3 653	22 095	3 634	21 947	3 787	22 900
		729.2	ELECTRIC LAMPS (BULBS), AND PARTS, N.E.S.,	4 307	26 813	4 274	26 450	4 506	28 123
		729.3	ELECTRON TUBES, TRANSISTORS, SEMICONDUCTOR DEVICES, AND PARTS.	75 289	413 988	74 264	409 898	75 434	417 168
		729.4	ELECTRICAL STARTING AND IGNITION EQUIPMENT FOR INTERNAL COMBUSTION ENGINES, AND PARTS.	8 247	53 180	8 157	52 464	8 597	55 545
		729.5	ELECTRICAL MEASURING AND CONTROLLING INSTRUMENTS AND APPARATUS, N.E.S.,	16 497	148 582	15 970	146 916	16 936	150 833
		729.6	ELECTRO-MECHANICAL HAND TOOLS AND PARTS,	1 911	14 724	1 909	14 719	1 937	15 046
		729.9	ELECTRICAL MACHINERY AND APPARATUS, N.E.S., AND PARTS	28 650	165 826	28 288	162 872	29 515	170 788
73			TRANSPORT EQUIPMENT.	1 046 947	6 130 586	990 144	5 866 466	1 097 714	6 480 003
	731		RAILWAY VEHICLES AND PARTS	6 524	59 160	6 521	59 061	7 062	63 978
		731.0	RAILWAY LOCOMOTIVES, AND RAILWAY CARS--NOT SELF-PROPELLED.	903	8 343	903	8 365	909	8 665
		731.4	RAILWAY CARS--SELF-PROPELLED	-	7 827	-	7 822	-	8 048
		731.7	PARTS OF RAILWAY LOCOMOTIVES AND ROLLING STOCK, N.E.S.,	5 621	42 989	5 617	42 873	6 152	47 263
	732		ROAD MOTOR VEHICLES AND VEHICLE PARTS, N.E.S.,	979 181	5 626 824	922 009	5 362 451	1 026 608	5 957 202
		732.1	MOTOR VEHICLES--PASSENGER, EXCEPT MOTORCYCLES AND BUSES	658 685	3 695 306	615 694	3 516 697	692 600	3 939 819
		732.2	BUSES.	1 116	7 003	1 046	6 507	1 134	6 935
		732.3	TRUCKS	47 751	290 031	40 961	249 489	48 265	294 565
		732.4	MOTOR VEHICLES--SPECIAL PURPOSE.	2 094	13 405	2 114	13 464	2 127	13 601
		732.8	MOTOR VEHICLE AND TRACTOR PARTS AND ACCESSORIES, N.E.S.,	210 567	1 179 975	203 214	1 135 137	220 620	1 237 733
		732.9	MOTORCYCLES AND PARTS.	58 966	441 101	58 977	441 155	61 859	464 546
	733		VEHICLES--OTHER THAN ROAD MOTOR VEHICLES, AND PARTS	16 755	89 333	16 788	89 221	18 334	97 076
		733.1	BICYCLES AND PARTS	15 390	80 164	15 416	79 985	16 937	87 443
		733.3	VEHICLES--NOT SELF-PROPELLED, N.S.P.F., AND PARTS	1 364	9 169	1 372	9 236	1 396	9 632
	734		AIRCRAFT AND SPACECRAFT, AND PARTS	38 206	315 736	38 580	316 476	39 093	319 734
		734.1	AIRCRAFT, EXCLUDING PARTS.	11 722	142 421	12 199	143 811	12 340	144 367

Table 1. Value of Schedule A Groupings of Commodities—Continued

(In thousands of dollars. For information on coverage, definitions of Customs, f.a.s., and c.i.f. values, see Explanation of Statistics. Shipments valued less than \$251 are shown only under Schedule A subgroup 990.0 and excluded from all other subgroups)

Commodity code			Commodity description	Customs value		F.a.s. value		C.i.f. value	
Division	Group	Sub-group		Current month	Cumulative, January to date	Current month	Cumulative, January to date	Current month	Cumulative, January to date
	734	734.9	AIRCRAFT AND SPACECRAFT, AND PARTS--CONTINUED						
			AIRSHIPS, BALLOONS, AND SPACECRAFT: AND PARTS, N.E.S., FOR AIRCRAFT, AIRSHIPS, BALLOONS, AND SPACECRAFT.	26 483	173 314	26 381	172 665	26 753	175 366
	735	735.0	PLEASURE BOATS, FLOATING STRUCTURES, AND PARTS .	6 279	39 532	6 243	39 255	6 615	42 011
			<u>SECTION 8--MISCELLANEOUS MANUFACTURED ARTICLES, N.E.S..</u>	726 301	4 138 637	722 706	4 118 053	777 752	4 419 152
81	812		SANITARY, PLUMBING, HEATING, AND LIGHTING FIXTURES, FITTINGS, LAMPS AND PARTS, N.E.S..	4 646	30 573	4 670	30 565	5 158	33 803
		812.2	TOILET AND SANITARY WARE--CERAMIC.	89	768	89	778	91	807
		812.3	TOILET AND SANITARY WARE--IRON OR STEEL.	116	685	118	690	131	752
		812.4	LIGHTING FIXTURES AND FITTINGS, LAMPS AND LANTERNS, AND PARTS THEREOF	4 440	29 119	4 462	29 096	4 936	32 244
82	821	821.0	FURNITURE.	33 007	190 801	33 103	191 382	35 876	210 038
83	831	831.0	TRAVEL GOODS, HANDBAGS, AND OTHER PERSONAL GOODS .	17 133	93 136	17 183	93 434	19 036	103 586
84			CLOTHING AND ACCESSORIES; ELASTIC OR RUBBERIZED KNIT FABRIC; KNIT HOUSE FURNISHINGS AND ARTICLES; AND ARTICLES MADE OF FUR.	206 069	1 037 247	207 360	1 041 106	227 725	1 139 037
	841		CLOTHING, AND ACCESSORIES, EXCEPT FUR; ELASTIC OR RUBBERIZED KNIT FABRIC; KNIT HOUSE FURNISHINGS AND ARTICLES.	204 313	1 032 286	205 618	1 036 118	225 887	1 133 680
		841.1	CLOTHING OF TEXTILE FABRIC--NOT KNIT OR CROCHETED	80 242	407 566	80 944	409 303	89 332	447 286
		841.2	CLOTHING ACCESSORIES OF TEXTILE FABRIC--NOT KNIT OR CROCHETED	11 778	56 632	11 636	55 984	12 288	59 113
		841.3	CLOTHING AND ACCESSORIES OF LEATHER.	15 689	73 838	15 616	73 587	16 560	77 913
		841.4	CLOTHING AND ACCESSORIES, HOUSE FURNISHINGS AND ARTICLES--KNIT OR CROCHETED, INCLUDING ELASTIC OR RUBBERIZED KNIT FABRIC	93 968	476 061	94 786	479 046	104 768	529 175
		841.5	MILLINERY, HATS AND CAPS, INCLUDING HAT AND CAP MATERIALS, EXCEPT HAT BODIES.	2 633	18 186	2 634	18 196	2 937	20 191
842	842.0		FUR CLOTHING AND OTHER ARTICLES MADE OF FUR-SKINS, EXCEPT HEADGEAR, ARTIFICIAL FUR AND ARTICLES THEREOF.	1 756	4 961	1 742	4 987	1 838	5 357
85	851	851.0	FOOTWEAR--NEW, EXCEPT ORTHOPEDIC	100 693	634 375	97 497	620 381	106 362	678 540
86			PROFESSIONAL, SCIENTIFIC AND CONTROLLING INSTRUMENTS; PHOTOGRAPHIC AND OPTICAL GOODS, N.E.S.; WATCHES AND CLOCKS.	101 128	631 379	99 857	623 362	103 850	647 085
	861		SCIENTIFIC, MEDICAL, OPTICAL, MEASURING AND CONTROLLING INSTRUMENTS AND APPARATUS, N.E.S.	55 778	352 561	55 037	347 866	57 763	363 893
		861.1	OPTICAL ELEMENTS	7 474	45 194	7 402	44 894	7 682	46 419
		861.2	SPECTACLES AND FRAMES AND OTHER SPECTACLE PARTS	8 441	48 066	8 429	47 966	8 802	50 045
		861.3	MICROSCOPES, BINOCULARS, TELESCOPES, AND OTHER OPTICAL APPLIANCES.	4 979	31 169	4 985	31 125	5 179	32 334
		861.4	CAMERAS--STILL; AND PHOTOGRAPHIC FLASH-LIGHTING APPARATUS; AND PARTS	11 069	75 026	10 586	72 256	11 325	76 141
		861.5	CAMERAS AND PROJECTORS--MOTION PICTURE; AND PARTS	2 348	17 284	2 346	17 320	2 455	18 232
		861.6	PHOTOGRAPHIC AND MOTION PICTURE EQUIPMENT, N.E.S..	1 899	12 480	1 884	12 401	2 008	13 180
		861.7	MEDICAL, DENTAL, SURGICAL, OPHTHALMIC AND VETERINARY INSTRUMENTS AND APPARATUS, EXCLUDING ELECTRO-MEDICAL	8 043	50 280	7 979	49 667	8 310	51 681
		861.8	METERS AND COUNTERS, AND SPECIFIED PARTS	2 058	12 438	2 039	12 380	2 147	12 943
		861.9	MEASURING, CONTROLLING, AND SCIENTIFIC INSTRUMENTS, N.E.S.	9 462	60 621	9 384	59 852	9 852	62 914
862	862.4		PHOTOGRAPHIC FILM, PLATES AND PAPER--UNEXPOSED .	15 374	94 083	14 868	90 726	15 292	93 484
863	863.1		MOTION PICTURE AND PHOTOGRAPHIC FILM, N.E.S.--EXPOSED AND/OR DEVELOPED; AND VIDEO TAPE RECORDINGS	1 389	7 394	1 385	7 355	1 449	7 693
			WATCHES AND CLOCKS, INCLUDING PARTS.	28 585	177 339	28 565	177 413	29 344	182 014
	864		WATCHES, WATCH MOVEMENTS, CASES, AND CASE PARTS	18 993	118 543	18 982	118 653	19 331	120 480
		864.2	CLOCKS, TIME RECORDING MACHINES, TIMING MECHANISMS, CLOCK MOVEMENTS, AND PARTS.	9 592	58 796	9 582	58 760	10 012	61 534
89			MISCELLANEOUS MANUFACTURED ARTICLES, N.E.S.. . . .	263 623	1 521 123	263 033	1 517 821	279 742	1 607 059
	891		SOUND RECORDERS, SOUND REPRODUCERS, MUSICAL INSTRUMENTS, AND PARTS AND ACCESSORIES THEREOF	62 534	346 281	62 468	345 332	65 145	360 133
		891.1	PHONOGRAPHS, TAPE RECORDERS, AND OTHER SOUND RECORDERS AND REPRODUCERS	47 757	262 494	47 818	262 440	49 576	272 133
		891.2	PHONOGRAPH RECORDS AND OTHER SOUND RECORDING AND RECORDED MEDIA.	5 031	30 110	4 910	29 305	5 100	30 595
		891.4	PIANOS AND OTHER STRING MUSICAL INSTRUMENTS, INCLUDING MUSICAL INSTRUMENT STRINGS.	2 450	13 959	2 453	13 961	2 788	15 578
		891.8	MUSICAL INSTRUMENTS, N.E.S..	4 982	25 044	4 981	25 082	5 268	26 498
		891.9	PARTS AND ACCESSORIES FOR MUSICAL INSTRUMENTS, EXCEPT MUSICAL INSTRUMENT STRINGS.	2 312	14 673	2 303	14 541	2 411	15 327

Table 1. Value of Schedule A Groupings of Commodities—Continued

(In thousands of dollars. For information on coverage, definitions of Customs, f.a.s., and c.i.f. values, see Explanation of Statistics. Shipments valued less than \$251 are shown only under Schedule A subgroup 990.0 and excluded from all other subgroups)

Commodity code			Commodity description	Customs value		F. a. s. value		C. i. f. value	
Division	Group	Sub-group		Current month	Cumulative, January to date	Current month	Cumulative, January to date	Current month	Cumulative, January to date
89			MISCELLANEOUS MANUFACTURED ARTICLES, N.E.S.-- CONTINUED						
	892		PRINTED MATTER	22 620	136 010	22 429	135 608	23 852	144 294
		892.1	MAPS, CHARTS, BOOKS, PAMPHLETS, AND GLOBES	13 998	79 022	13 812	78 683	14 653	83 702
		892.2	NEWSPAPERS AND PERIODICALS	3 492	22 061	3 497	22 124	3 619	22 791
		892.3	MUSIC BOOKS AND SHEET MUSIC	66	578	66	578	70	604
		892.4	TRANSFERS (DECALCOMANIAS), EXCEPT TOY	987	7 005	981	6 934	1 141	8 011
		892.9	CALENDARS, PRINTS, CATALOGS AND PRINTED MATTER, N.E.S.	4 075	27 342	4 071	27 286	4 366	29 183
	893		RUBBER AND PLASTIC MANUFACTURES, N.E.S.	31 623	178 057	31 603	178 002	35 172	196 129
	894		BABY CARRIAGES AND STROLLERS, WHEELCHAIRS, TOYS, GAMES, AND SPORTING GOODS	53 151	270 404	52 334	268 944	57 179	291 056
		894.1	BABY CARRIAGES, BABY STROLLERS, WHEELCHAIRS, AND PARTS THEREOF	192	1 048	192	1 050	233	1 243
		894.2	CHILDREN'S TOYS, INDOOR GAMES, CHRISTMAS DECORATIONS, AND ENTERTAINMENT ARTICLES	26 287	120 260	26 154	119 650	29 291	133 599
		894.3	ARMS AND PARTS, EXCEPT REVOLVERS AND PISTOLS	6 877	31 330	6 845	31 251	7 014	32 034
		894.4	FISHING AND HUNTING EQUIPMENT, EXCEPT GUNS, AND APPARATUS, ACCESSORIES AND REQUISITES FOR SPORTS AND OUTDOOR GAMES	19 793	117 764	19 641	116 992	20 639	124 179
	895		OFFICE AND STATIONERY SUPPLIES, N.E.S.	2 179	13 846	2 154	13 530	2 300	14 508
		895.1	STAPLES IN STRIP FORM	304	2 995	302	2 991	328	3 223
		895.2	PENS, PENCILS, PEN NIBS AND POINTS, CRAYONS, AND CHALK	1 558	9 455	1 542	9 169	1 639	9 785
		895.9	INK AND INK POWDERS, N.S.P.F.	317	1 395	310	1 368	332	1 499
	896		WORKS OF ART, COLLECTORS' PIECES, AND ANTIQUES	48 634	350 155	48 657	350 205	49 326	353 901
	897		JEWELRY AND RELATED ARTICLES	17 049	89 544	16 949	89 152	17 578	92 443
		897.1	JEWELRY OF GOLD, SILVER, AND PLATINUM GROUP METALS AND GOLDSMITHS' AND SILVERSMITHS' WARES INCLUDING SET GEMS (EXCEPT WATCHCASES). JEWELRY NOT OF PRECIOUS OR SEMIPRECIOUS MATERIALS, COSTUME	10 872	52 846	10 715	52 119	10 913	53 040
		897.2	MANUFACTURED ARTICLES, N.E.S.	6 176	36 697	6 234	37 032	6 665	39 403
	899		ARTICLES AND MANUFACTURES OF CARVING OR MOLDING MATERIALS	25 830	136 823	25 936	137 045	29 185	154 592
		899.1	ARTICLES OF PLAITING MATERIALS, N.E.S., DUSTERS, BROOMS, AND BRUSHES	895	5 288	904	5 341	993	5 870
		899.2	CANDLES, TAPERS, MATCHES, AND SMOKERS' ARTICLES	5 907	34 156	5 921	34 253	7 026	40 564
		899.3	UMBRELLAS, PARASOLS, WALKING STICKS AND SIMILAR ARTICLES, AND PARTS THEREOF	5 388	27 930	5 413	27 812	5 804	29 928
		899.4	BUTTONS, COMBS AND HAIR ORNAMENTS, N.S.P.F., AND SLIDE FASTENERS AND PARTS	1 429	6 287	1 435	6 293	1 537	6 759
		899.5	ORTHOPEDIC APPLIANCES AND ARTICLES, HEARING AIDS, ARTIFICIAL PARTS OF BODY, AND FRACTURE APPLIANCES	2 275	12 879	2 272	12 846	2 493	13 958
		899.6	OTHER MANUFACTURED ARTICLES, N.E.S.	1 361	7 346	1 357	7 306	1 384	7 436
		899.9		8 571	42 933	8 630	43 190	9 945	50 074
			<u>SECTION 9--COMMODITIES AND TRANSACTIONS NOT CLASSIFIED ACCORDING TO KIND.</u>	219 346	1 232 353	219 714	1 233 835	224 291	1 265 820
93	931	931.1	SPECIAL TRANSACTIONS NOT CLASSIFIED ACCORDING TO KIND	184 752	1 035 908	185 156	1 037 353	189 559	1 061 859
94	941	941.0	ANIMALS--LIVE, N.E.S., INCLUDING ZOO ANIMALS, DOGS, CATS, INSECTS AND BIRDS	1 701	4 803	1 718	4 834	1 799	5 374
95	951	951.0	ARMS OF WAR, AMMUNITION AND ARMORED FIGHTING VEHICLES	4 248	21 206	4 196	21 212	4 288	21 641
99	990	990.0	ESTIMATED VALUE OF UNDER \$251 FORMAL AND INFORMAL ENTRIES	28 643	170 435	28 643	170 435	28 643	176 944

Table 2. Schedule A Commodity by Country of Origin, Customs, F.a.s., and C.i.f. Values

(See "Explanation of Statistics" for information on coverage, definitions of Customs, f.a.s., and c.i.f. values, sources of error in the data, OTH CTY (other countries), and other definitions and features of the import statistics. Shipments valued less than \$251 are shown only under Schedule A commodity number 990.0000 and excluded from all other commodities.)

Country of origin	Schedule A commodity number, description and unit of quantity							
	Current month				Cumulative, January to date			
	Net quantity	Value (dollars)			Net quantity	Value (dollars)		
Customs		F.a.s.	C.i.f.	Customs		F.a.s.	C.i.f.	
0011010	BULLS FOR BREEDING							(NO)
CANADA.....	87	60 190	61 232	61 232	1 218	1 131 363	1 146 055	1 146 055
TOTAL.....	87	60 190	61 232	61 232	1 218	1 131 363	1 146 055	1 146 055
0011020	COWS, DAIRY, FOR BREEDING							(NO)
CANADA.....	159	96 477	98 087	98 074	1 045	690 645	700 100	700 087
TOTAL.....	159	96 477	98 087	98 074	1 045	690 645	700 100	700 087
0011030	COWS FOR BREEDING, EXCEPT DAIRY COWS							(NO)
CANADA.....	154	89 930	91 192	91 192	644	400 765	408 118	408 118
TOTAL.....	154	89 930	91 192	91 192	644	400 765	408 118	408 118
0011040	COWS, DAIRY, 700 POUNDS AND OVER, NES							(NO)
CANADA.....	198	94 304	95 207	95 207	1 064	496 092	500 307	500 307
OTH CTY.....	-	-	-	-	26	3 487	3 898	3 898
TOTAL.....	198	94 304	95 207	95 207	1 090	499 579	504 205	504 205
0011050	CATTLE, NSPF, AND ANIMALS, DOMESTICATED, RETURNED FROM PASTURAGE IN A FOREIGN COUNTRY							(NO)
CANADA.....	90	17 435	17 885	17 885	2 260	3 650 180	3 668 045	3 668 045
MEXICO.....	32 314	3 687 489	3 708 131	3 708 131	72 071	8 027 908	8 079 037	8 079 037
SWEDEN.....	-	-	-	-	61	233 093	288 685	374 212
NORWAY.....	-	-	-	-	106	162 816	162 816	243 643
U KING.....	44	303 865	303 865	364 283	255	1 947 174	1 947 174	2 259 660
IRELAND.....	18	131 477	131 477	153 221	89	406 753	406 753	488 365
FRANCE.....	-	-	-	-	124	797 792	798 032	958 267
ITALY.....	-	-	-	-	1	100 000	100 100	100 100
TOTAL.....	32 466	4 140 266	4 161 358	4 243 520	74 967	15 325 716	15 450 642	16 171 329
0012000	SHEEP, LAMBS AND GOATS, LIVE							(NO)
OTH CTY.....	97	9 478	9 858	9 858	213	28 303	29 179	30 161
TOTAL.....	97	9 478	9 858	9 858	213	28 303	29 179	30 161
0013000	SWINE, LIVE							(NO)
CANADA.....	385	38 938	39 958	39 958	12 257	1 410 225	1 437 025	1 437 025
OTH CTY.....	-	-	-	-	2	1 766	1 766	2 559
TOTAL.....	385	38 938	39 958	39 958	12 259	1 411 991	1 438 791	1 439 584
0015010	HORSES FOR BREEDING, MALE							(NO)
IRELAND.....	-	-	-	-	2	1 202 000	1 202 000	1 209 200
FRANCE.....	-	-	-	-	1	35 288	35 288	37 268
OTH CTY.....	-	-	-	-	1	2 000	2 000	4 000
TOTAL.....	-	-	-	-	4	1 239 288	1 239 288	1 250 468
0015020	HORSES FOR BREEDING, FEMALE							(NO)
OTH CTY.....	1	5 000	5 000	5 975	2	13 152	13 152	16 127
TOTAL.....	1	5 000	5 000	5 975	2	13 152	13 152	16 127
0015030	HORSES, LIVE, NOT FOR SLAUGHTER OR BREEDING							(NO)
CANADA.....	550	2 299 697	2 307 351	2 310 631	2 924	12 844 160	12 889 460	12 899 691
MEXICO.....	6	5 000	5 000	5 000	33	31 560	31 921	31 921
PANAMA.....	9	145 000	145 000	150 061	10	175 000	175 000	180 757
VENEZ.....	-	-	-	-	5	200 000	200 000	204 805
PERU.....	-	-	-	-	12	77 405	77 405	85 628
BOLIVIA.....	-	-	-	-	3	52 000	52 000	54 925
CHILE.....	-	-	-	-	11	73 035	74 497	89 869
URUGUAY.....	4	66 500	66 500	70 400	5	104 500	104 500	109 565
ARGENT.....	9	208 400	208 425	218 878	65	877 140	877 240	956 549
SWEDEN.....	-	-	-	-	2	65 000	65 000	66 601
U KING.....	15	149 149	149 149	176 029	132	2 946 374	2 947 039	3 180 026
IRELAND.....	4	120 000	120 000	127 433	30	485 520	485 595	536 817
FRANCE.....	1	1 000	1 000	3 503	44	739 337	739 362	815 859
W GERM.....	1	2 000	2 000	3 800	5	51 000	51 000	59 968
E GERM.....	-	-	-	-	3	53 000	53 000	60 075
ITALY.....	1	10 000	10 000	11 519	5	72 280	72 280	78 504
AUSTRAL.....	17	137 543	137 568	163 224	57	617 426	617 509	703 007
N ZEAL.....	25	337 293	337 519	368 385	134	1 282 930	1 283 521	1 453 324
EGYPT.....	3	42 000	42 000	49 000	11	108 900	108 900	132 015
OTH CTY.....	2	6 470	6 470	8 148	17	37 570	37 720	44 383
TOTAL.....	647	3 530 052	3 537 982	3 666 011	3 508	20 894 137	20 942 949	21 744 289
0015040	ASSES, BURROS, MULES, HORSES, LIVE, NES							(NO)
CANADA.....	76	11 069	11 669	11 669	157	77 946	79 956	79 956
TOTAL.....	76	11 069	11 669	11 669	157	77 946	79 956	79 956
0018000	POULTRY, ANIMALS, CHIEFLY FOR FOOD, LIVE, NES							(NO)
CANADA.....	-	233 347	235 535	235 644	-	1 367 431	1 377 335	1 378 442
W GERM.....	-	-	-	-	-	31 290	31 290	32 690
OTH CTY.....	-	2 461	2 490	3 001	-	24 479	24 827	28 574
TOTAL.....	-	235 808	238 025	238 645	-	1 423 200	1 433 452	1 439 706

Table 2. Schedule A Commodity by Country of Origin, Customs, F.a.s., and C.i.f. Values—Continued

(See "Explanation of Statistics" for information on coverage, definitions of Customs, f.a.s., and c.i.f. values, sources of error in the data, OTH CTY (other countries), and other definitions and features of the import statistics. Shipments valued less than \$251 are shown only under Schedule A commodity number 990.0000 and excluded from all other commodities.)

Country of origin	Schedule A commodity number, description and unit of quantity							
	Current month				Cumulative, January to date			
	Net quantity	Value (dollars)			Net quantity	Value (dollars)		
Customs		F.a.s.	C.i.f.	Customs		F.a.s.	C.i.f.	
0111010	BEEF, FRESH, CHILLED, OR FROZEN, WITH BONE							(LB)
CANADA.....	23 115	36 753	36 753	38 136	23 561	37 132	37 137	38 520
HONDURA.....	-	-	-	-	865 532	605 866	556 528	594 733
NICARAG.....	282 639	199 941	199 941	211 631	392 533	281 770	281 770	298 305
C RICA.....	95 821	46 296	46 296	51 295	848 655	396 654	396 654	428 780
DOM REP.....	172 157	89 582	89 582	96 536	1 171 499	605 628	605 647	645 426
AUSTRAL.....	105 600	48 844	48 844	61 008	908 293	622 004	621 994	720 891
OTH CTY.....	-	-	-	-	22 377	11 518	11 518	12 355
TOTAL.....	679 332	421 416	421 416	458 606	4 232 450	2 560 572	2 511 248	2 739 010
0111020	BEEF, FRESH, CHILLED, OR FROZEN, WITHOUT BONE							(LB)
CANADA.....	175 200	94 728	99 088	99 128	3 455 013	2 039 136	2 050 242	2 052 842
MEXICO.....	2 984 580	1 579 009	1 572 321	1 572 321	11 289 272	6 546 266	6 565 811	6 569 012
GUATMAL.....	1 101 838	705 248	705 250	750 644	10 171 648	6 531 185	6 544 187	6 951 423
SALVADR.....	232 046	156 432	156 432	165 973	2 181 833	1 274 474	1 274 466	1 358 707
HONDURA.....	1 193 065	698 593	698 593	738 991	11 462 117	5 833 804	5 833 684	6 258 003
NICARAG.....	1 989 938	1 124 466	1 123 466	1 247 614	16 893 059	8 861 810	8 865 718	9 881 817
C RICA.....	5 225 208	2 627 142	2 624 142	2 831 649	30 643 783	14 643 244	14 638 831	15 902 606
PANAMA.....	-	-	-	-	959 278	471 236	471 236	502 110
HAITI.....	114 400	66 816	66 816	72 207	292 360	161 508	161 508	176 147
DOM REP.....	499 623	292 502	292 502	307 110	1 779 109	948 837	948 803	1 006 234
U KING.....	180 600	92 023	92 023	101 844	7 704 160	301 572	301 572	351 918
IRELAND.....	860 514	387 131	387 041	451 431	1 094 574	479 769	479 679	557 073
AUSTRAL.....	44 504 182	18 897 416	18 887 131	23 795 632	345 528 512	150 441 453	150 423 774	187 835 982
N ZEAL.....	42 138 498	18 159 287	18 173 865	22 666 129	151 173 241	63 880 430	63 908 553	79 207 799
TOTAL.....	101 199 692	44 880 793	44 878 670	54 800 673	587 627 959	262 414 724	262 468 064	318 611 673
0111030	VEAL, FRESH, CHILLED, OR FROZEN							(LB)
AUSTRAL.....	153 594	74 911	74 588	92 614	3 264 317	1 425 870	1 434 613	1 618 544
N ZEAL.....	511 946	229 895	229 895	280 458	8 983 508	3 485 696	3 472 143	4 124 328
OTH CTY.....	-	-	-	-	48 436	24 434	24 724	24 724
TOTAL.....	665 540	304 806	304 483	373 072	10 296 261	4 936 000	4 931 480	5 967 596
0111040	BEEF AND VEAL, PREPARED, FRESH, CHILLED, OR FROZEN, BUT NOT OTHERWISE PRESERVED							(LB)
GUATMAL.....	41 211	19 922	16 322	17 638	71 766	33 616	30 016	32 891
ARGENT.....	-	-	-	-	90 441	69 242	69 616	72 789
AUSTRAL.....	-	-	-	-	339 322	336 205	292 836	328 923
OTH CTY.....	3 000	1 116	1 116	1 440	41 238	15 099	15 200	16 984
TOTAL.....	44 211	21 038	17 438	19 078	542 767	454 162	407 668	451 587
0112020	MUTTON, FRESH, CHILLED, OR FROZEN							(LB)
OTH CTY.....	-	-	-	-	48 420	17 937	17 937	23 810
TOTAL.....	-	-	-	-	48 420	17 937	17 937	23 810
0112040	LAMB, FRESH, CHILLED, OR FROZEN							(LB)
AUSTRAL.....	158 373	85 303	85 303	99 211	2 862 095	1 229 368	1 228 368	1 584 445
N ZEAL.....	1 690 818	1 218 947	1 217 794	1 441 742	8 065 684	5 666 995	5 667 763	6 670 938
OTH CTY.....	-	-	-	-	800	3 600	3 670	3 670
TOTAL.....	1 849 191	1 304 250	1 303 097	1 540 953	10 928 579	6 899 963	6 899 801	8 259 053
0112060	GOAT MEAT, FRESH, CHILLED, OR FROZEN							(LB)
HAITI.....	-	-	-	-	208 637	177 661	177 661	185 420
TOTAL.....	-	-	-	-	208 637	177 661	177 661	185 420
0113000	PORK, FRESH, CHILLED, OR FROZEN							(LB)
CANADA.....	587 166	310 475	314 608	314 651	18 195 604	13 281 942	13 453 355	13 453 944
NORWAY.....	42 835	40 832	40 832	41 460	42 835	40 832	40 832	41 460
OTH CTY.....	-	-	-	-	6 234	3 684	3 684	4 675
TOTAL.....	630 001	351 307	355 440	356 111	18 244 673	13 326 458	13 497 871	13 500 079
0115000	HORSEMEAT, FRESH OR FROZEN, NOT IN CNTNRS WEIGHING WITH THEIR CONTENTS UNDER 10LBS EACH							(LB)
MEXICO.....	-	-	-	-	202 980	53 137	53 137	53 137
TOTAL.....	-	-	-	-	202 980	53 137	53 137	53 137
0116000	MEAT OFFAL, EDIBLE, FRESH, CHILLED, OR FROZEN, OF ALL ANIMALS, EXCEPT BIRDS							(LB)
CANADA.....	541 095	174 470	178 049	178 049	1 346 974	389 743	401 228	401 040
AUSTRAL.....	70 860	23 982	23 982	32 301	503 306	173 511	173 511	228 058
N ZEAL.....	2 240	565	565	743	246 550	150 298	150 298	172 861
OTH CTY.....	4 122	2 697	2 697	2 829	56 942	21 504	21 504	23 728
TOTAL.....	618 317	201 714	205 293	213 922	2 153 772	735 056	746 541	825 687
0119020	FROG MEAT							(LB)
NETHLD.....	-	-	-	-	117 540	121 318	121 318	131 034
INDIA.....	70 400	62 552	62 552	77 576	822 326	809 764	809 764	939 750
JAPAN.....	57 301	88 839	88 839	98 661	227 125	374 456	374 456	408 329
OTH CTY.....	2 680	4 020	4 020	4 020	21 890	29 584	29 584	30 583
TOTAL.....	130 381	155 411	155 411	180 257	1 188 881	1 335 122	1 335 122	1 509 696

Table 2. Schedule A Commodity by Country of Origin, Customs, F.a.s., and C.i.f. Values—Continued

(See "Explanation of Statistics" for information on coverage, definitions of Customs, f.a.s., and c.i.f. values, sources of error in the data, OTH CTY (other countries), and other definitions and features of the import statistics. Shipments valued less than \$251 are shown only under Schedule A commodity number 990.0000 and excluded from all other commodities.)

Country of origin	Schedule A commodity number, description and unit of quantity							
	Current month				Cumulative, January to date			
	Net quantity	Value (dollars)			Net quantity	Value (dollars)		
Customs		F.a.s.	C.i.f.	Customs		F.a.s.	C.i.f.	
0119040	MEATS, HORSE, GAME ANIMALS & BIRDS, FRSH, CHILLD, FRZN, WHOLE, PLKED, BEHEADED, OR EVIS (LB)							
NICARAG.....	-	-	-	-	144 800	120 993	120 993	127 842
JAMAICA.....	3 440	5 496	5 496	5 751	63 970	74 413	74 413	79 527
ECUADOR.....	-	-	-	-	72 964	45 525	45 525	56 586
CHINA M.....	-	-	-	-	697 270	333 417	326 217	415 014
AUSTRAL.....	-	-	-	-	70 500	46 295	46 295	51 700
N ZEAL.....	4 468	5 815	5 815	6 399	41 628	54 953	54 953	59 687
OTH CTY.....	6 540	5 015	4 839	5 053	33 227	19 522	19 038	19 949
TOTAL.....	14 448	16 326	16 150	17 203	1 124 359	695 118	687 434	810 305
0121020	HAMS AND SHOULDERS, PORK, PREPARED OR PRESERVED EXCEPT BONED, COOKED OR CANNED (LB)							
CANADA.....	5 086	8 377	8 460	8 460	279 987	491 082	494 038	494 038
W GERM.....	-	-	-	-	17 880	45 101	45 101	47 355
POLAND.....	39 600	55 440	55 440	55 740	39 600	55 440	55 440	55 740
OTH CTY.....	-	-	-	-	29 193	21 150	21 243	23 041
TOTAL.....	44 686	63 817	63 900	64 200	366 660	612 773	615 822	620 174
0121040	BACON, PREPARED OR PRESERVED, EXCEPT BONED, COOKED, AND CANNED (LB)							
CANADA.....	18 929	29 513	29 794	29 794	336 497	504 097	507 903	507 903
OTH CTY.....	-	-	-	-	7 094	5 879	5 880	7 342
TOTAL.....	18 929	29 513	29 794	29 794	343 591	509 976	513 783	515 245
0121060	PORK, NSPF, PREPARED OR PRESERVED, EXCEPT BONED, COOKED, AND CANNED (LB)							
CANADA.....	699	763	768	768	33 371	45 595	46 315	46 832
OTH CTY.....	1 236	3 924	3 924	4 089	38 850	33 980	33 980	37 080
TOTAL.....	1 935	4 687	4 692	4 857	72 221	79 575	80 295	83 912
0133000	EXTRACT, MEAT, INCLUDING FLUID (LB)							
BRAZIL.....	22 344	163 111	163 111	164 460	39 144	279 031	279 031	282 012
ARGENT.....	1 458	9 828	9 828	11 682	49 658	356 687	359 686	368 471
ITALY.....	-	-	-	-	10 192	71 344	71 344	72 388
AUSTRAL.....	-	-	-	-	40 665	307 641	387 678	391 939
OTH CTY.....	3 376	7 764	7 764	7 764	32 381	31 911	32 082	33 902
TOTAL.....	27 178	180 703	180 703	183 906	172 040	1 046 614	1 129 821	1 147 902
0134020	SAUSAGES, PORK (LB)							
CANADA.....	254 101	335 180	337 219	339 427	1 366 903	1 791 902	1 803 386	1 813 964
DENMARK.....	66 027	61 699	61 699	64 487	591 973	614 440	614 440	640 678
ITALY.....	1 102	3 250	3 250	3 414	174 178	247 634	247 634	269 277
TOTAL.....	321 230	400 129	402 168	407 328	2 133 054	2 653 976	2 665 460	2 723 919
0134040	SAUSAGES, BEEF (LB)							
CANADA.....	-	-	-	-	47 225	41 496	41 763	41 837
DENMARK.....	173 303	196 330	196 330	205 124	1 356 591	1 480 303	1 481 509	1 556 191
W GERM.....	1 200	1 860	1 860	1 992	39 188	46 329	46 329	50 687
OTH CTY.....	-	-	-	-	27 720	16 632	16 632	17 788
TOTAL.....	174 503	198 190	198 190	207 116	1 470 724	1 584 760	1 586 233	1 666 503
0134060	SAUSAGES, EXCEPT PORK AND BEEF (LB)							
CANADA.....	20 138	17 725	17 843	17 879	194 442	168 149	169 522	169 707
DENMARK.....	143 009	158 521	151 829	159 721	1 102 939	1 159 253	1 146 711	1 207 968
W GERM.....	6 609	10 782	10 782	11 759	150 830	201 287	201 287	215 062
POLAND.....	-	-	-	-	76 950	68 198	68 198	73 576
OTH CTY.....	-	-	-	-	40 171	27 177	27 177	29 275
TOTAL.....	169 756	187 028	180 454	189 359	1 565 332	1 624 064	1 612 895	1 695 588
0139010	GOOSE LIVER PRODUCTS (LB)							
FRANCE.....	2 381	47 365	48 186	50 269	33 050	218 907	219 718	228 793
TOTAL.....	2 381	47 365	48 186	50 269	33 050	218 907	219 718	228 793
0139020	HAMS AND SHOULDERS, PORK, BONED, COOKED AND PACKED IN AIRTIGHT CONTAINERS (LB)							
CANADA.....	11 796	20 171	20 171	20 171	227 736	354 235	356 199	356 199
SWEDEN.....	220 410	314 605	314 605	326 729	899 448	1 160 102	1 160 102	1 217 769
DENMARK.....	6 383 443	8 861 418	8 846 511	9 236 781	42 277 593	55 506 862	55 485 923	58 225 226
U KING.....	36 828	48 757	48 757	50 858	153 516	168 378	168 378	178 121
NETHLDs.....	5 016 065	7 034 267	7 034 267	7 327 999	35 592 312	46 993 273	46 977 213	49 047 522
W GERM.....	2 512	7 137	7 137	7 694	34 576	384 887	374 886	398 890
CZECHO.....	-	-	-	-	176 736	210 516	210 516	222 983
HUNGARY.....	900 918	952 186	952 151	1 000 835	5 102 557	5 252 006	5 251 970	5 539 354
POLAND.....	5 476 551	6 743 106	6 744 660	7 149 282	40 851 639	47 033 267	47 028 470	49 984 474
SPAIN.....	-	-	-	-	96 822	102 568	102 568	113 952
PORTUGL.....	-	-	-	-	34 992	50 650	50 650	52 488
YUGOSLV.....	2 873 756	3 609 592	3 612 753	3 860 257	12 439 788	13 778 200	13 794 766	14 797 407
ROMANIA.....	340 932	373 106	373 106	403 976	2 343 790	2 405 336	2 388 835	2 563 781
BULGAR.....	76 320	78 808	78 808	80 596	271 640	285 303	285 303	295 643
AUSTRAL.....	34 020	46 233	46 233	48 056	70 740	88 946	88 946	93 049
OTH CTY.....	-	-	-	-	36 000	14 837	14 837	18 720
TOTAL.....	21 373 551	28 089 386	28 079 159	29 513 234	140 921 885	173 789 366	173 739 562	183 105 578

Table 2. Schedule A Commodity by Country of Origin, Customs, F.a.s., and C.i.f. Values—Continued

(See "Explanation of Statistics" for information on coverage, definitions of Customs, f.a.s., and c.i.f. values, sources of error in the data, OTH CTY (other countries), and other definitions and features of the import statistics. Shipments valued less than \$251 are shown only under Schedule A commodity number 990.0000 and excluded from all other commodities.)

Country of origin	Schedule A commodity number, description and unit of quantity								
	Net quantity	Current month			Net quantity	Cumulative, January to date			
		Value (dollars)				Value (dollars)			
		Customs	F.a.s.	C.i.f.		Customs	F.a.s.	C.i.f.	
0139030	BACON, PORK, BONED, COOKED AND PACKED IN AIRTIGHT CONTAINERS							(LB)	
DENMARK.....	38 016	41 483	41 483	43 719	508 608	482 303	482 303	511 910	
IRELAND.....	-	-	-	-	36 000	40 984	40 984	45 416	
NETHLDs.....	36 540	50 588	50 588	52 486	36 540	50 588	50 588	52 486	
HUNGARY.....	5 610	3 101	3 101	3 257	104 412	55 001	55 000	58 301	
POLAND.....	-	-	-	-	75 700	36 424	36 424	40 956	
ROMANIA.....	182 200	104 882	104 882	116 540	483 470	289 956	289 956	321 241	
BULGAR.....	-	-	-	-	65 000	34 110	34 110	38 310	
OTH CTY.....	459	1 228	1 230	1 230	95 355	73 453	73 453	79 214	
TOTAL.....	262 825	201 282	201 284	217 232	1 405 085	1 062 819	1 062 891	1 147 834	
0139040	PORK, NSPF, BONED, COOKED AND PACKED IN AIRTIGHT CONTAINERS							(LB)	
DENMARK.....	30 417	35 370	35 370	38 213	582 626	500 338	500 338	538 916	
NETHLDs.....	90 360	40 971	40 971	45 843	497 781	333 257	333 257	362 241	
POLAND.....	252 887	231 388	231 388	246 436	2 852 230	2 480 613	2 480 613	2 647 350	
ROMANIA.....	23 160	19 244	19 244	21 263	471 216	382 325	382 325	410 393	
OTH CTY.....	942	1 890	1 898	2 006	71 948	58 393	58 408	62 724	
TOTAL.....	397 766	328 863	328 871	353 761	4 475 801	3 754 926	3 754 941	4 021 624	
0139050	BEEF, EXCEPT SAUSAGES, PREPARED OR PRESERVED, IN AIRTIGHT CONTAINERS							(LB)	
C RICA.....	-	-	-	-	69 149	42 270	42 270	44 900	
BRAZIL.....	1 192 824	837 798	836 891	895 306	931 125	7 023 911	7 010 526	7 453 464	
PARAGUA.....	560 975	415 471	416 728	448 181	2 336 595	2 001 716	2 010 574	2 127 935	
ARGENT.....	336 726	264 030	264 394	279 688	7 296 169	5 194 885	6 205 789	6 536 137	
ITALY.....	-	-	-	-	29 937	40 223	40 223	42 906	
N ZEAL.....	-	-	-	-	53 791	68 021	68 021	70 774	
OTH CTY.....	18 600	17 569	17 850	18 887	67 343	54 702	55 005	57 860	
TOTAL.....	2 109 125	1 534 868	1 535 863	1 642 062	18 784 109	15 425 728	15 432 408	16 333 976	
0139060	BEEF OR VEAL, PICKLED OR CURED, PREPARED OR PRESERVED, NSPF							(LB)	
CANADA.....	2 740	15 667	15 864	16 865	14 220	78 152	78 884	84 682	
BRAZIL.....	1 649 356	1 332 400	1 332 400	1 461 132	2 557 970	2 261 226	2 261 226	2 460 933	
ARGENT.....	2 797 227	2 171 681	2 198 331	2 402 488	5 278 274	7 974 865	8 107 487	8 963 600	
N ZEAL.....	-	-	-	-	44 980	113 381	113 381	122 131	
OTH CTY.....	50 079	32 886	32 886	36 190	77 223	47 878	47 878	52 118	
TOTAL.....	4 499 402	3 552 634	3 579 481	3 916 675	11 972 667	10 475 502	10 608 856	11 683 464	
0139070	MEAT, EXCEPT FROG, INCLUDING BIRD, EDIBLE OFFAL, PREP OR PRES, NSPF, AND CORN BEEF HASH							(LB)	
CANADA.....	26 214	26 025	26 720	26 736	96 702	77 326	78 800	80 100	
BRAZIL.....	-	-	-	-	179 948	150 000	150 000	159 758	
SWEDEN.....	525	1 385	1 385	1 480	34 135	32 764	32 764	35 763	
DENMARK.....	371 046	254 768	251 051	274 029	2 542 773	1 750 152	1 714 254	1 873 593	
NETHLDs.....	54 612	28 260	28 260	30 756	174 132	70 647	69 966	78 380	
FRANCE.....	45 026	179 406	176 452	182 781	386 850	1 036 515	1 022 644	1 070 790	
POLAND.....	330 264	144 888	144 888	168 496	2 176 650	1 011 031	1 008 331	1 140 652	
YUGOSLV.....	-	-	-	-	52 963	104 084	104 084	108 000	
TURKEY.....	26 383	82 649	82 649	85 616	75 944	214 838	214 838	221 342	
AUSTRAL.....	-	-	-	-	57 793	70 703	64 935	71 257	
N ZEAL.....	22 873	22 873	22 873	25 591	66 718	48 739	48 739	56 540	
OTH CTY.....	10 394	19 220	19 220	20 389	25 386	50 773	50 773	53 663	
TOTAL.....	887 337	759 474	753 498	815 874	5 869 994	4 617 572	4 560 128	4 949 838	
0221000	MILK AND CREAM, INCLUDING BUTTERMILK, SKIMMED MILK AND WHEY, EVAPORATED OR CONDENSED							(LB)	
DENMARK.....	32 937	15 064	15 064	16 177	233 839	106 332	106 332	116 234	
OTH CTY.....	12 600	6 067	6 067	6 255	59 366	24 372	24 374	26 288	
TOTAL.....	45 537	21 131	21 131	22 432	293 205	130 704	130 706	142 522	
0222000	MILK AND CREAM, INCLUDING BUTTERMILK, SKIMMED MILK AND WHEY, DRIED							(LB)	
CANADA.....	-	-	-	-	121 000	64 250	64 250	64 250	
N ZEAL.....	-	-	-	-	137 346	54 856	54 856	61 806	
OTH CTY.....	-	-	-	-	10 818	7 116	7 116	8 883	
TOTAL.....	-	-	-	-	269 164	126 222	126 222	134 939	
0223000	MILK, CREAM, WHEY, YOGHURT, FLUID, FRESH, SOUR OR FERMENTED, CONT NOT OVER 45% BUTTERFAT							(LB)	
N ZEAL.....	-	64 158	64 158	91 357	-	1 169 055	1 169 055	1 463 478	
OTH CTY.....	-	360	360	407	-	693	693	783	
TOTAL.....	-	64 518	64 518	91 764	-	1 169 748	1 169 748	1 464 261	
0230000	BUTTER AND FRESH OR SOUR CREAM CONTAINING OVER 45 PERCENT OF BUTTERFAT							(LB)	
DENMARK.....	4 800	2 854	2 854	3 072	41 798	36 304	36 304	40 314	
N ZEAL.....	37 038	20 352	20 352	24 175	148 150	75 000	75 000	90 284	
OTH CTY.....	-	-	-	-	980	627	627	684	
TOTAL.....	41 838	23 206	23 206	27 247	190 928	111 931	111 931	131 282	
0240005	CHEESE, BLUE-MOLD							(LB)	
DENMARK.....	215 422	234 505	234 508	253 775	1 336 348	1 375 112	1 375 075	1 496 494	
U KING.....	2 904	4 404	4 404	4 811	63 400	84 476	82 557	88 368	
ITALY.....	8 280	11 233	11 233	12 091	40 691	53 619	53 449	58 482	
OTH CTY.....	322	427	427	489	22 412	21 913	21 714	23 513	
TOTAL.....	226 928	250 569	250 572	271 166	1 462 851	1 535 120	1 532 795	1 666 857	

Table 2. Schedule A Commodity by Country of Origin, Customs, F.a.s., and C.i.f. Values—Continued

(See "Explanation of Statistics" for information on coverage, definitions of Customs, f.a.s., and c.i.f. values, sources of error in the data, OTH CTY (other countries), and other definitions and features of the import statistics. Shipments valued less than \$251 are shown only under Schedule A commodity number 990.0000 and excluded from all other commodities.)

Country of origin	Schedule A commodity number, description and unit of quantity							
	Current month				Cumulative, January to date			
	Net quantity	Value (dollars)			Net quantity	Value (dollars)		
Customs		F.a.s.	C.i.f.	Customs		F.a.s.	C.i.f.	
0240010	CHEESE, CHEDDAR							(LB)
CANADA.....	26 700	35 480	35 535	35 932	375 115	475 956	405 165	458 658
AUSTRAL.....	-	-	-	-	87 864	43 925	43 925	55 793
N ZEAL.....	-	-	-	-	573 388	320 769	320 769	361 006
OTH CTY.....	3 830	3 105	3 402	3 771	8 390	7 117	7 414	8 186
TOTAL.....	30 530	38 585	38 937	39 703	1 044 757	847 767	777 273	883 643
0240015	CHEESE, EDAM AND GOUDA							(LB)
NETHLDS.....	702 923	815 947	771 950	838 344	3 670 827	3 924 653	3 835 077	4 178 835
W GERM.....	-	-	-	-	32 280	34 029	34 029	34 712
OTH CTY.....	497	349	347	396	68 032	48 219	47 903	52 731
TOTAL.....	703 420	816 296	772 297	838 740	3 771 139	4 006 901	3 917 009	4 266 278
0240020	CHEESE, ROQUEFORT							(LB)
FRANCE.....	87 704	188 375	188 376	198 347	588 601	1 205 239	1 204 240	1 263 280
TOTAL.....	87 704	188 375	188 376	198 347	588 601	1 205 239	1 204 240	1 263 280
0240025	CHEESES, REGGIANO, PARMESANO, PROVOLONI, PROVOLLETTE, AND ROMANO MADE FROM COWS MILK							(LB)
ARGENT.....	215 161	184 488	191 296	213 993	2 185 559	1 835 773	1 735 707	1 964 741
ITALY.....	140 783	207 654	206 228	221 234	850 912	1 320 687	1 295 137	1 382 933
TOTAL.....	355 944	392 142	397 524	435 227	3 036 471	3 156 460	3 030 844	3 347 674
0240030	CHEESE, SWISS OR EMMENTHALER WITH EYE FORMATION							(LB)
ICELAND.....	-	-	-	-	266 140	220 395	220 395	235 193
SWEDEN.....	220	276	276	301	37 747	34 426	34 426	36 483
NORWAY.....	1 313 822	1 234 914	1 224 605	1 332 717	5 869 149	5 307 822	5 283 549	5 696 493
FINLAND.....	682 058	582 102	539 372	603 680	4 004 021	3 336 356	3 239 004	3 521 782
DENMARK.....	101 239	108 584	108 553	117 822	810 162	781 463	781 020	844 788
NETHLDS.....	-	-	-	-	85 335	80 505	80 505	84 876
FRANCE.....	31 802	35 594	35 594	38 341	51 452	55 510	55 510	61 763
W GERM.....	24 528	22 600	23 225	25 039	158 041	130 161	131 384	143 295
AUSTRIA.....	1 214 434	1 116 522	1 117 579	1 220 565	5 024 501	4 288 586	4 284 419	4 668 880
SWITZLD.....	478 849	570 932	571 830	611 292	2 744 432	3 223 830	3 223 615	3 430 210
OTH CTY.....	-	-	-	-	64 609	38 360	38 715	42 666
TOTAL.....	3 846 952	3 671 524	3 621 034	3 949 757	19 115 589	17 497 414	17 372 542	18 766 429
0240035	CHEESE, GRUYERE-PROCESS							(LB)
NORWAY.....	-	-	-	-	57 507	57 276	57 286	61 242
FINLAND.....	136 500	70 349	66 743	74 290	1 034 534	526 772	503 818	559 851
DENMARK.....	67 978	78 328	78 328	83 803	607 875	764 838	764 838	804 484
IRELAND.....	-	-	-	-	77 093	58 573	61 969	65 906
FRANCE.....	35 939	42 633	42 633	45 105	274 063	309 679	309 674	329 944
W GERM.....	92 658	65 410	59 410	65 453	198 845	128 327	122 327	135 520
AUSTRIA.....	153 261	97 132	97 132	108 728	454 059	273 665	273 565	303 597
SWITZLD.....	134 508	157 682	154 554	164 974	933 954	1 115 238	1 038 015	1 188 914
OTH CTY.....	-	-	-	-	25 891	27 620	27 620	30 037
TOTAL.....	620 844	511 534	498 800	542 353	3 663 821	3 261 988	3 159 112	3 479 495
0240040	CHEESES MADE FROM SHEEPS MILK, IN ORIGINAL LOAVES AND SUITABLE FOR GRATING							(LB)
ITALY.....	691 641	807 302	785 141	852 058	5 889 659	7 751 437	8 957 814	7 376 149
GREECE.....	-	-	-	-	123 857	74 601	74 601	88 108
ROMANIA.....	241 445	137 797	137 797	157 483	369 812	212 658	212 658	243 594
TOTAL.....	933 086	945 099	922 938	1 009 541	6 383 328	8 038 696	7 245 073	7 707 851
0240045	CHEESE, PECORINO, IN ORIGINAL LOAVES, NOT SUITABLE FOR GRATING							(LB)
ITALY.....	165 157	155 329	152 698	168 377	729 582	830 953	794 841	873 156
YUGOSLV.....	-	-	-	-	171 394	112 772	113 162	130 911
GREECE.....	212 988	251 093	241 018	260 872	940 227	884 996	872 152	972 781
ROMANIA.....	56 262	30 369	30 369	42 900	930 910	475 362	475 362	576 621
BULGAR.....	-	-	-	-	469 479	381 502	381 502	435 399
OTH CTY.....	-	-	-	-	14 471	26 937	26 748	29 666
TOTAL.....	434 407	436 791	424 085	472 149	3 256 063	2 712 522	2 663 767	3 018 534
0240050	CHEESE, COLBY							(LB)
OTH CTY.....	1 530	784	784	917	1 530	784	784	917
TOTAL.....	1 530	784	784	917	1 530	784	784	917
0240055	CHEESES, BRYNDZA, GJETOST, GOYA, SBRINZ, GAMMELOST, NOKKELOST, SHEEPS MILK CHEESE, NSPF							(LB)
CANADA.....	36 143	48 544	48 919	49 136	489 358	488 932	492 492	492 954
SALVADR.....	7 670	8 847	8 847	9 709	50 675	59 410	59 310	65 160
ICELAND.....	92 150	34 475	34 475	39 625	277 718	103 629	103 629	119 419
SWEDEN.....	19 889	13 156	13 156	15 412	873 837	569 886	567 461	634 967
NORWAY.....	121 160	109 210	109 737	119 847	522 284	455 080	454 752	493 111
FINLAND.....	115 798	66 290	61 093	70 769	502 263	282 490	278 610	313 532
DENMARK.....	1 440 153	1 262 725	1 262 514	1 365 090	6 053 956	5 289 867	5 283 313	5 734 813
U KING.....	68 839	62 890	62 890	67 401	260 715	264 326	261 346	280 298
IRELAND.....	9 097	11 749	11 749	12 646	57 218	54 170	54 170	58 164
NETHLDS.....	7 786	9 844	9 844	10 528	415 222	390 038	388 908	415 262
FRANCE.....	493 983	741 632	727 961	844 023	3 927 261	5 535 290	5 375 251	6 241 669
W GERM.....	61 950	59 281	59 549	67 985	320 621	315 865	316 188	345 808

Table 2. Schedule A Commodity by Country of Origin,
Customs, F.a.s., and C.i.f. Values—Continued

(See "Explanation of Statistics" for information on coverage, definitions of Customs, f.a.s., and c.i.f. values, sources of error in the data, OTH CTY (other countries), and other definitions and features of the import statistics. Shipments valued less than \$251 are shown only under Schedule A commodity number 990.0000 and excluded from all other commodities.)

Country of origin	Schedule A commodity number, description and unit of quantity							
	Current month				Cumulative, January to date			
	Net quantity	Value (dollars)			Net quantity	Value (dollars)		
Customs		F.a.s.	C.i.f.	Customs		F.a.s.	C.i.f.	
AUSTRIA.....	10 309	8 534	8 748	9 412	272 140	224 313	224 527	242 492
CZECHO.....	44 092	14 856	14 856	19 000	154 322	52 954	53 599	67 400
SWITZLD.....	119 478	128 645	130 535	146 094	1 064 652	1 062 578	1 023 708	1 150 392
POLAND.....	-	-	-	-	909 195	419 310	419 310	476 181
PORTUGL.....	18 017	20 222	20 222	22 263	145 828	182 620	182 373	197 546
ITALY.....	23 573	28 028	28 068	30 634	261 586	319 245	316 015	347 513
GREECE.....	1 543	1 540	1 540	1 931	134 607	117 243	117 243	129 904
ISRAEL.....	-	-	-	-	77 003	67 730	67 770	73 882
AUSTRAL.....	-	-	-	-	54 086	44 919	45 803	52 376
N ZEAL.....	-	-	-	-	214 353	116 878	116 878	131 749
OTH CTY.....	4 377	4 345	4 345	5 359	82 306	70 263	70 416	84 045
TOTAL.....	2 696 007	2 634 813	2 619 048	2 906 864	17 061 206	16 487 036	16 273 072	18 148 637
0250000	EGGS, ALBUMEN, AND BIRD-EGG YOLKS, FRESH, FROZEN, PREPARED OR PRESERVED							
CANADA.....	-	197 008	199 302	199 411	-	1 481 187	1 502 983	1 504 424
CHINA M.....	-	19 191	19 204	24 557	-	94 967	95 197	116 739
HG KONG.....	-	18 371	18 496	20 750	-	56 509	57 064	64 065
CHINA T.....	-	22 088	22 088	26 181	-	117 083	117 082	135 959
OTH CTY.....	-	6 245	6 245	7 201	-	21 972	21 989	25 345
TOTAL.....	-	262 903	265 335	278 100	-	1 771 718	1 794 315	1 846 532
0311004	TUNA, ALBACORE, FRESH, CHILLED, OR FROZEN BUT NOT OTHERWISE PREPARED OR PRESERVED (LB)							
CANADA.....	200 000	53 840	53 840	53 840	272 528	81 259	81 259	81 259
PANAMA.....	44 500	15 575	15 575	17 099	118 184	36 518	36 518	40 631
TRINID.....	460 660	149 334	146 224	157 571	1 500 650	483 354	485 982	524 925
N ANTIL.....	1 981 221	642 824	642 824	713 807	4 020 106	1 417 966	1 417 966	1 541 474
MALAYSA.....	224 748	65 021	65 021	78 053	3 150 374	1 125 462	1 125 462	1 305 702
SINGAPR.....	-	-	-	-	475 022	177 017	177 017	203 072
KOR REP.....	201 085	40 217	40 217	46 502	966 395	256 538	256 538	292 717
CHINA T.....	1 518 140	459 530	459 530	546 875	8 034 014	2 543 653	2 543 653	3 000 969
JAPAN.....	2 487 294	707 815	713 141	837 161	18 197 752	6 473 587	6 555 735	7 442 579
BR P IS.....	-	-	-	-	600 300	210 105	210 105	237 119
OPAC IS.....	-	-	-	-	230 000	103 880	103 880	119 500
CNRY I.....	1 906 042	693 248	647 337	732 577	5 673 868	1 819 754	1 773 843	2 011 362
SIER LN.....	122 000	42 700	42 700	48 525	122 000	42 700	42 700	48 525
IVY CST.....	209 780	73 423	73 423	82 391	5 438 830	1 879 323	1 861 217	2 099 505
KENYA.....	-	-	-	-	522 000	234 900	234 900	257 477
MAURIT.....	-	-	-	-	2 606 962	1 059 473	1 059 473	1 118 903
MALAGAS.....	-	-	-	-	1 354 137	612 476	606 187	629 673
F IND O.....	-	-	-	-	953 300	374 170	374 170	390 019
OTH CTY.....	-	-	-	-	276 787	72 322	72 322	90 612
TOTAL.....	9 355 470	2 943 527	2 899 832	3 314 401	54 563 209	19 004 457	19 018 927	21 436 023
0311014	TUNA, YELLOWFIN, FRESH, CHILLED, OR FROZEN, BUT NOT OTHERWISE PREPARED OR PRESERVED (LB)							
MEXICO.....	-	-	-	-	420 707	103 900	103 900	103 900
C RICA.....	294 000	94 180	94 180	104 105	294 000	94 180	94 180	104 105
PANAMA.....	6 319 937	1 273 446	1 279 134	1 526 676	13 908 439	2 587 841	2 594 640	3 165 077
CANAL Z.....	-	-	-	-	296 000	99 900	99 900	109 575
TRINID.....	86 800	25 614	23 558	25 614	502 210	150 793	148 488	166 492
N ANTIL.....	735 467	215 274	215 274	233 795	3 004 722	1 740 657	1 740 657	1 891 533
ECUADOR.....	286 370	83 763	83 763	85 923	11 119 160	2 720 115	2 720 115	3 209 206
PERU.....	-	-	-	-	1 640 000	413 840	413 840	481 609
FRANCE.....	674 236	109 563	109 563	130 633	852 056	147 883	147 883	177 666
SPAIN.....	-	-	-	-	1 432 990	317 902	328 871	384 313
MALAYSA.....	362 217	95 444	95 444	117 101	751 131	214 375	214 375	255 244
PHIL R.....	712 000	171 758	171 758	214 975	3 930 587	1 166 372	1 166 372	1 442 241
KOR REP.....	602 922	111 096	111 096	134 083	1 348 068	285 685	285 685	394 649
CHINA T.....	1 761 261	502 708	502 708	585 537	4 321 293	1 240 968	1 240 968	1 460 692
JAPAN.....	72 687	21 564	21 564	25 519	10 233 221	1 938 768	1 958 044	2 364 746
NEW GUI.....	-	-	-	-	240 000	81 000	81 000	91 245
BR P IS.....	-	-	-	-	557 426	180 112	180 112	205 196
OPAC IS.....	-	-	-	-	944 000	339 539	339 539	389 347
SIER LN.....	482 000	144 600	144 600	167 495	482 000	144 600	144 600	167 495
ANGOLA.....	-	-	-	-	156 527	48 910	48 910	67 521
MALAGAS.....	-	-	-	-	897 063	307 028	307 028	345 343
OTH CTY.....	95 158	27 359	27 359	34 419	95 158	27 359	27 359	34 419
TOTAL.....	12 485 055	2 876 369	2 880 001	3 385 875	57 426 758	14 351 727	14 386 466	17 011 614
0311018	TUNA, SKIPJACK, FRESH, CHILLED OR FROZEN, BUT NOT OTHERWISE PREPARED OR PRESERVED (LB)							
MEXICO.....	-	-	-	-	243 383	55 200	55 200	55 200
C RICA.....	280 000	60 650	60 650	72 233	280 000	60 650	60 650	72 233
PANAMA.....	4 295 469	797 217	799 039	966 351	20 539 788	3 337 756	3 340 267	4 419 881
ECUADOR.....	1 511 630	340 117	340 117	403 794	11 077 040	2 270 421	2 163 421	2 639 274
PERU.....	-	-	-	-	1 187 042	300 899	300 899	341 472
FRANCE.....	4 855 177	890 116	890 116	1 081 902	8 532 217	1 786 342	1 786 342	2 152 781
SPAIN.....	3 651 674	365 167	365 167	479 283	4 301 976	496 578	500 290	643 265
PHIL R.....	151 600	22 691	22 691	34 301	3 588 310	732 573	732 573	970 786
KOR REP.....	989 179	105 707	105 707	138 377	3 088 600	533 007	533 007	678 313
JAPAN.....	2 674 180	558 822	558 822	680 133	30 072 323	5 319 700	5 331 243	6 608 833
NEW GUI.....	-	-	-	-	2 311 886	508 930	508 930	634 951
BR P IS.....	-	-	-	-	838 100	226 135	226 135	261 644
T PAC I.....	2 662 302	614 057	614 057	766 195	2 662 302	614 057	614 057	766 195
SENEGAL.....	-	-	-	-	1 267 645	370 785	370 785	424 612
ANGOLA.....	-	-	-	-	4 972 565	1 092 677	1 092 677	1 545 524
MALAGAS.....	-	-	-	-	5 468 000	1 690 735	1 690 735	1 923 376
OTH CTY.....	20 812	5 412	5 412	6 205	329 488	53 359	53 359	66 020
TOTAL.....	21 092 023	3 759 956	3 761 778	4 628 774	100 760 665	19 449 604	19 360 570	24 204 360

Table 2. Schedule A Commodity by Country of Origin, Customs, F.a.s., and C.i.f. Values—Continued

(See "Explanation of Statistics" for information on coverage, definitions of Customs, f.a.s., and c.i.f. values, sources of error in the data, OTH CTY (other countries), and other definitions and features of the import statistics. Shipments valued less than \$251 are shown only under Schedule A commodity number 990.0000 and excluded from all other commodities.)

Country of origin	Schedule A commodity number, description and unit of quantity							
	Current month				Cumulative, January to date			
	Net quantity	Value (dollars)			Net quantity	Value (dollars)		
Customs		F.a.s.	C.i.f.	Customs		F.a.s.	C.i.f.	
0311021	TUNA, NSPF, FRESH, CHILLED, OR FROZEN, BUT NOT OTHERWISE PREPARED OR PRESERVED (LB)							
CANADA.....	1 000	599	602	602	56 734	36 333	36 336	36 520
MEXICO.....	-	-	-	-	2 063 486	503 950	503 950	503 950
N ANTIL.....	-	-	-	-	938 688	286 300	286 300	299 672
JAPAN.....	11 300	1 695	1 695	2 048	544 739	82 164	82 164	99 252
CNRY I.....	-	-	-	-	2 350 000	763 750	763 750	797 414
OTH CTY.....	244 841	63 080	63 080	74 178	348 317	80 706	80 706	98 891
TOTAL.....	257 141	65 374	65 377	76 828	6 301 964	1 753 203	1 753 206	1 835 699
0311024	SMELTS & SEA HERRING, FRESH, CHILLED, FROZEN, BUT NOT OTHERWISE PREPARED OR PRESERVED (LB)							
CANADA.....	6 540 069	484 879	483 599	519 640	19 681 003	3 055 797	3 044 230	3 100 945
PORTUGL.....	-	-	-	-	108 095	42 870	42 870	56 427
OTH CTY.....	30 150	22 947	22 955	26 498	44 046	34 236	34 245	42 475
TOTAL.....	6 570 219	507 826	506 554	546 138	19 833 144	3 132 903	3 121 345	3 199 847
0311027	WHITEFISH, FRESH, CHILLED, OR FROZEN, WHOLE OR BEHEADED, ETC, BUT NOT OTHWSE PROCESSED (LB)							
CANADA.....	606 048	418 115	423 795	424 899	3 441 976	2 516 163	2 549 200	2 568 685
PERU.....	-	-	-	-	551 190	96 900	96 900	100 120
OTH CTY.....	-	-	-	-	1 639	2 383	2 387	2 937
TOTAL.....	606 048	418 115	423 795	424 899	3 994 805	2 615 446	2 648 487	2 671 742
0311029	PIKE, FRESH, CHILLED OR FROZEN, BEHEAD ETC OR WHOLE, BUT NOT SCALED OR FURTHER PROCESSED (LB)							
CANADA.....	547 360	422 371	427 759	432 006	2 823 848	2 118 702	2 138 213	2 143 075
NETHLDs.....	-	-	-	-	71 640	97 540	97 637	100 374
OTH CTY.....	-	-	-	-	34 306	30 806	32 015	32 256
TOTAL.....	547 360	422 371	427 759	432 006	2 929 794	2 247 048	2 267 865	2 275 705
0311035	TROUT, FRESH, CHILLED, FROZEN, WHOLE OR BEHEADED, NOT SCALED OR FURTHER PROCESSED (LB)							
CANADA.....	1 285	1 007	1 043	1 043	179 997	137 382	138 147	138 147
JAPAN.....	22 500	17 401	17 403	20 604	646 560	499 100	497 415	555 605
OTH CTY.....	4 850	1 431	1 431	1 789	80 253	37 473	37 473	43 476
TOTAL.....	28 635	19 839	19 877	23 436	906 810	673 955	673 035	737 228
0311040	FISH, FRESH-WATER, NES, FRESH, CHILLED, OR FROZEN, WHOLE OR BEHEADED, NOT SCALED (LB)							
CANADA.....	810 271	340 745	354 866	355 184	3 416 736	1 372 599	1 425 995	1 428 790
MEXICO.....	21 605	7 030	7 477	7 477	118 691	43 446	44 776	44 776
BRAZIL.....	210 850	76 727	76 726	97 083	844 820	337 094	337 093	411 722
NETHLDs.....	-	-	-	-	32 750	53 926	53 926	57 796
PHIL R.....	33 787	30 955	30 955	32 530	124 933	112 349	112 349	120 922
OTH CTY.....	5 000	3 440	3 440	3 750	69 217	24 901	24 911	30 245
TOTAL.....	1 081 513	458 897	473 464	496 024	4 607 147	1 944 315	1 999 050	2 094 251
0311043	COD, CUSK, EELS, HADDOCK, HAKE, POLLOCK, STURGEON, AND SHAD, FRESH OR FROZEN, NOT SCALED (LB)							
CANADA.....	741 015	230 992	235 414	235 704	6 665 636	1 936 440	1 969 989	1 970 779
DENMARK.....	-	-	-	-	122 719	56 859	56 859	63 980
IRAN.....	-	-	-	-	544 539	492 369	492 369	540 877
JAPAN.....	5 000	2 623	2 623	3 100	67 313	41 715	41 715	48 362
OTH CTY.....	104 668	27 187	27 187	34 982	200 906	87 368	87 419	102 764
TOTAL.....	850 683	260 802	265 224	273 786	7 601 113	2 614 751	2 648 351	2 726 762
0311046	HALIBUT, FRESH, CHILLED OR FROZEN, WHOLE OR BEHEADED, NOT SCALED OR OTHERWISE PROCESSED (LB)							
CANADA.....	1 059 975	948 174	953 258	953 979	2 915 110	3 016 246	3 047 046	3 048 188
JAPAN.....	-	-	-	-	606 323	475 940	475 940	519 476
OTH CTY.....	13 661	5 041	5 041	5 041	104 889	41 920	41 920	43 398
TOTAL.....	1 073 636	953 215	958 299	959 020	3 626 322	3 534 106	3 564 906	3 611 062
0311048	SALMON, FRESH, CHILLED OR FROZEN, WHOLE OR BEHEADED, NOT SCALED OR OTHERWISE PROCESSED (LB)							
CANADA.....	585 630	850 999	856 207	857 489	3 405 163	4 225 171	4 249 833	4 252 916
AUSTRAL.....	-	-	-	-	59 759	89 955	90 212	90 212
OTH CTY.....	-	-	-	-	5 000	3 833	3 833	3 903
TOTAL.....	585 630	850 999	856 207	857 489	3 469 922	4 318 959	4 343 878	4 347 031
0311050	MACKEREL, FRESH, CHILLED OR FROZEN, WHOLE OR BEHEADED, NOT SCALED OR OTHERWISE PROCESSED (LB)							
CANADA.....	392 112	110 264	113 782	113 812	791 333	258 497	262 561	262 591
JAPAN.....	37 046	21 522	21 522	24 223	153 510	84 371	84 361	99 382
OTH CTY.....	6 720	2 802	2 802	3 073	47 936	20 738	20 744	23 454
TOTAL.....	435 878	134 588	138 106	141 108	992 779	363 606	367 666	385 427
0311052	SWORDFISH, FRESH, CHILLED OR FROZEN, WHLE OR BEHEADED, NOT SCALED OR OTHERWISE PROCESSED (LB)							
OTH CTY.....	-	-	-	-	12 505	3 858	3 858	4 843
TOTAL.....	-	-	-	-	12 505	3 858	3 858	4 843
0311054	ROSEFISH, TOTOABA, FISH, NES, FRSH, CHLD FRZN, WHLE OR BEHEADED, NT SCALED OR OTHWSE PROC (LB)							
CANADA.....	185 299	60 489	61 506	61 201	1 196 128	408 578	415 861	415 883
MEXICO.....	598 374	205 607	210 715	213 943	4 244 144	1 340 830	1 389 069	1 406 696
GUATMAL.....	25 152	5 533	5 533	5 863	171 432	36 784	36 784	38 821
NICARAG.....	240 389	161 581	161 581	186 662	1 562 131	897 224	896 427	1 068 298
DOM REP.....	43 904	17 132	17 132	20 130	163 849	59 129	59 130	68 903

Table 2. Schedule A Commodity by Country of Origin,
Customs, F.a.s., and C.i.f. Values—Continued

(See "Explanation of Statistics" for information on coverage, definitions of Customs, f.a.s., and c.i.f. values, sources of error in the data, OTH CTY (other countries), and other definitions and features of the import statistics. Shipments valued less than \$251 are shown only under Schedule A commodity number 990.0000 and excluded from all other commodities.)

Country of origin	Schedule A commodity number, description and unit of quantity							
	Current month				Cumulative, January to date			
	Net quantity	Value (dollars)			Net quantity	Value (dollars)		
Customs		F.a.s.	C.i.f.	Customs		F.a.s.	C.i.f.	
VENEZ.....	70 911	47 045	47 045	52 460	652 733	388 978	388 978	445 016
PERU.....	795 572	84 795	92 295	115 788	10 075 044	1 897 617	1 905 160	2 509 431
ARGENT.....	254 747	94 575	94 575	111 868	1 238 436	269 588	269 588	355 083
ICELAND.....	-	-	-	-	341 360	145 937	145 937	158 489
U KING.....	19 936	35 370	35 370	37 202	58 116	74 357	74 511	78 432
NETHLD.....	371 300	593 368	593 422	622 571	800 304	1 158 505	1 158 832	1 216 393
BELGIUM.....	124 180	215 112	215 125	225 216	269 044	400 559	400 686	418 207
PORTUGL.....	85 644	49 857	49 860	61 066	296 426	174 210	174 263	212 617
PHIL R.....	41 214	32 531	33 358	36 986	193 968	145 844	146 671	164 697
CHINA M.....	9 526	3 115	3 115	4 315	173 231	53 826	53 905	67 465
KOR REP.....	11 500	4 542	4 542	5 100	95 562	46 718	46 718	56 989
JAPAN.....	121 170	93 213	93 213	105 289	1 138 213	587 042	587 018	682 962
N ZEAL.....	51 395	20 509	20 509	27 412	1 050 030	37 027	37 011	51 259
REP SAF.....	164 950	36 009	36 009	50 474	3 194 218	756 717	756 779	975 048
OTH CTY.....	47 638	47 764	47 766	54 484	389 409	206 083	206 194	258 754
TOTAL.....	3 262 801	1 808 147	1 822 671	1 998 030	26 358 778	9 085 553	9 149 522	10 649 443
0311056	FISH, FRESH, CHILLED OR FROZEN, SCALED, Eviscerated, etc, BUT NOT OTHERWISE PROCESSED (LB)							
CANADA.....	2 390	2 974	2 999	2 999	57 790	72 626	69 872	69 872
BRAZIL.....	-	-	-	-	229 800	57 450	57 450	80 767
URUGUAY.....	214 500	64 705	64 714	81 250	631 863	184 073	184 082	231 628
ARGENT.....	60 000	10 085	10 085	14 551	369 647	65 127	65 127	93 332
REP SAF.....	48 706	5 371	6 371	9 341	429 019	65 128	65 128	89 310
OTH CTY.....	-	-	-	-	92 498	22 640	22 640	29 079
TOTAL.....	325 596	84 135	84 169	108 141	1 810 617	467 044	464 299	593 988
0311058	COD, SKINNED, BONED, FROZEN INTO BLOCKS WEIGHING OVER 10 LBS, IMPORTED TO BE MINCED, ETC (LB)							
GREENLD.....	593 868	305 478	305 478	325 706	5 551 722	2 628 369	2 628 369	2 827 899
CANADA.....	1 231 585	686 259	686 772	699 045	9 474 228	5 416 754	5 416 979	5 501 292
MIQUEL.....	-	-	-	-	178 596	92 438	92 438	97 055
ICELAND.....	2 495 006	1 051 202	1 051 202	1 117 355	12 839 647	6 379 361	6 379 361	6 766 993
SWEDEN.....	-	-	-	-	198 000	90 278	90 278	97 020
NORWAY.....	1 097 139	572 742	572 742	636 341	14 648 385	8 311 092	8 311 085	8 938 140
DENMARK.....	4 125 064	2 072 398	2 072 398	2 255 367	16 444 289	9 077 614	8 537 624	9 299 648
U KING.....	62 370	31 690	31 690	34 844	95 242	48 401	48 401	52 974
NETHLD.....	-	-	-	-	1 407 348	709 816	709 816	780 774
W GERM.....	-	-	-	-	157 206	84 972	84 972	93 474
POLAND.....	572 550	286 585	286 585	315 745	2 280 234	1 133 362	1 133 362	1 246 756
SPAIN.....	-	-	-	-	107 500	103 040	103 040	107 600
JAPAN.....	599 808	276 663	276 663	323 789	3 490 442	1 639 129	1 639 130	1 869 427
OTH CTY.....	41 184	15 971	15 971	18 121	49 173	20 144	20 144	23 121
TOTAL.....	10 818 574	5 298 988	5 299 501	5 726 313	66 922 012	35 719 770	35 194 999	37 702 173
0311060	FLATFISH, SKINNED, BONED, FRZN INTO BLKS WEIGHING OVER 10 LBS, IMPORTED TO BE MINCED, ETC (LB)							
CANADA.....	663 295	394 226	394 389	396 203	3 578 468	2 045 960	2 052 381	2 066 401
ICELAND.....	2 910	1 548	1 548	1 621	131 904	66 261	66 261	69 738
JAPAN.....	239 580	309 283	309 171	333 986	1 691 385	1 229 982	1 229 871	1 371 034
OTH CTY.....	9 306	4 693	4 693	5 154	168 099	82 590	82 590	88 108
TOTAL.....	915 091	709 750	709 801	736 964	5 569 856	3 424 793	3 431 103	3 595 281
0311062	HADDOCK, SKINNED, BONED, FRZN INTO BLOCKS WEIGHING OVER 10 LBS, IMPORTED TO BE MINCED, ETC (LB)							
CANADA.....	20 130	12 616	12 735	12 842	172 582	100 846	101 012	101 375
ICELAND.....	558 240	305 224	305 224	322 676	4 474 752	2 414 335	2 414 336	2 579 867
NORWAY.....	485 617	275 768	275 768	297 774	3 621 270	2 075 475	2 075 465	2 230 031
DENMARK.....	298 769	143 484	143 484	155 564	1 862 326	919 470	919 470	988 422
U KING.....	89 562	45 519	45 519	49 805	450 318	234 463	234 463	254 222
W GERM.....	45 282	25 856	25 856	25 856	132 204	69 995	69 995	73 378
TOTAL.....	1 497 600	808 467	808 586	864 517	10 713 452	5 814 584	5 814 741	6 227 295
0311064	POLLOCK, SKINNED, BONED, FRZN INTO BLOCKS WEIGHING OVER 10 LBS, IMPORTED TO BE MINCED, ETC (LB)							
CANADA.....	197 072	76 418	76 750	77 326	940 120	357 369	492 791	494 863
ICELAND.....	221 819	74 457	74 457	79 915	5 122 473	1 728 489	1 728 489	1 868 987
DENMARK.....	160 654	53 658	53 658	58 317	892 136	286 962	286 962	312 141
U KING.....	214 896	60 796	60 796	73 065	506 096	170 990	170 990	195 052
KOR REP.....	2 032 140	564 027	562 468	704 379	15 475 627	3 848 374	3 844 764	4 927 667
JAPAN.....	747 932	184 122	184 122	227 556	9 037 619	2 579 978	2 579 978	3 101 146
OTH CTY.....	-	-	-	-	12 876	4 465	4 465	4 884
TOTAL.....	5 745 513	1 013 478	1 012 251	1 220 558	31 986 947	8 976 627	9 108 439	10 904 740
0311066	FISH, SKINNED, BONED, NES, FRZN INTO BLKS WEIGHING OVER 10 LBS, IMPORTED TO BE MINCED, ETC (LB)							
GREENLD.....	53 724	23 930	23 930	25 740	782 565	254 585	254 585	284 142
CANADA.....	165 560	74 211	74 535	75 300	1 808 848	747 395	756 911	761 702
PERU.....	-	-	-	-	620 000	94 050	94 050	133 238
ARGENT.....	473 314	125 621	125 621	155 683	1 801 277	520 032	520 032	632 078
ICELAND.....	162 138	68 788	68 788	74 276	825 844	318 578	318 578	342 457
NORWAY.....	48 699	26 100	26 100	28 678	273 057	131 973	131 973	145 462
DENMARK.....	4 898	1 797	1 797	1 959	164 896	71 301	71 301	76 390
U KING.....	117 876	51 782	51 782	56 986	472 428	189 222	189 222	209 900
POLAND.....	357 258	104 248	104 248	122 182	357 258	104 248	104 248	122 182
JAPAN.....	-	-	-	-	139 600	80 379	80 379	86 280
REP SAF.....	429 000	174 557	174 557	205 590	1 930 362	691 208	691 208	830 921
OTH CTY.....	7 500	3 750	3 750	4 129	58 075	29 555	29 555	35 557
TOTAL.....	1 819 967	654 784	655 108	750 523	9 244 210	3 232 526	3 242 042	3 660 309

Table 2. Schedule A Commodity by Country of Origin, Customs, F.a.s., and C.i.f. Values—Continued

(See "Explanation of Statistics" for information on coverage, definitions of Customs, f.a.s., and c.i.f. values, sources of error in the data, OTH CTY (other countries), and other definitions and features of the import statistics. Shipments valued less than \$251 are shown only under Schedule A commodity number 990.0000 and excluded from all other commodities.)

Country of origin	Schedule A commodity number, description and unit of quantity							
	Current month				Cumulative, January to date			
	Net quantity	Value (dollars)			Net quantity	Value (dollars)		
Customs		F.a.s.	C.i.f.	Customs		F.a.s.	C.i.f.	
0311068	ROSEFISH, FRESH, CHILLED OR FRZN, OTHWISE PROCESSED, FILLETED, MINCED, GROUND, ETC (LB)							
CANADA.....	7 713 463	3 950 270	3 922 385	3 998 946	25 972 721	13 027 272	12 957 231	13 226 462
BRAZIL.....	-	-	-	-	105 000	51 200	51 200	61 778
ICELAND.....	86 966	51 032	51 032	53 229	468 806	238 274	238 274	252 884
U KING.....	7 096	3 439	3 439	3 683	131 318	73 455	73 455	82 054
NETHLDs.....	37 680	47 100	47 100	50 157	88 780	99 983	99 983	107 040
OTH CTY.....	77 560	37 426	37 426	41 569	204 762	96 243	95 958	104 137
TOTAL.....	7 922 765	4 089 267	4 061 382	4 147 584	26 971 387	13 586 427	13 516 101	13 834 355
0311070	COD, FRESH, CHILLED OR FROZEN, OTHERWISE PROCESSED, FILLETED, MINCED, GROUND, ETC (LB)							
GREENLD.....	87 540	53 749	53 749	56 902	151 880	93 031	93 031	98 844
CANADA.....	2 492 366	1 674 985	1 679 124	1 695 973	11 231 839	7 863 104	7 860 719	7 967 843
MIQUEL.....	-	-	-	-	168 570	111 132	111 132	115 639
ICELAND.....	5 512 874	4 507 597	4 507 597	4 663 399	18 627 816	15 513 314	15 513 314	16 083 398
NORWAY.....	583 986	453 004	454 328	493 324	3 974 322	3 077 189	3 078 684	3 339 425
DENMARK.....	1 464 450	1 136 263	1 136 263	1 208 024	5 845 478	4 615 128	4 616 810	4 914 558
U KING.....	36 812	25 341	25 341	27 826	340 004	239 579	239 579	258 056
NETHLDs.....	-	-	-	-	130 272	91 421	91 421	98 914
JAPAN.....	-	-	-	-	882 820	498 126	498 126	555 013
OTH CTY.....	520	311	311	311	8 500	5 097	5 097	5 097
TOTAL.....	10 178 548	7 851 250	7 856 713	8 145 759	41 361 501	32 107 121	32 127 913	33 436 787
0311072	CUSK, HADDOCK, HAKE AND POLLOCK, OTHWISE PROCESSED, FILLETED, MINCED, GROUND, ETC (LB)							
CANADA.....	906 435	595 088	600 265	601 761	3 362 225	2 182 451	2 190 304	2 199 209
ICELAND.....	582 706	455 109	455 109	472 337	4 519 552	3 240 783	3 240 783	3 400 320
NORWAY.....	362 080	288 966	258 966	280 837	3 882 646	2 847 871	2 757 982	2 962 382
DENMARK.....	73 567	52 602	52 602	56 017	1 454 095	1 129 062	1 129 062	1 209 969
U KING.....	287 954	215 118	195 123	210 712	1 450 568	952 585	932 590	1 013 806
FRANCE.....	186 760	70 769	70 769	81 003	374 320	138 350	138 350	157 768
JAPAN.....	-	-	-	-	133 825	40 170	40 170	48 876
OTH CTY.....	25 350	16 598	16 598	17 999	97 330	51 910	51 910	57 314
TOTAL.....	2 424 852	1 664 250	1 649 432	1 720 666	15 274 561	10 583 182	10 481 151	11 049 644
0311074	WOLFFISH, FRESH, CHILLED OR FROZEN, OTHERWISE PROCESSED, MINCE, FILLET, GROUND, ETC (LB)							
CANADA.....	257 126	164 357	165 424	165 810	871 506	552 940	554 451	556 280
ICELAND.....	569 632	474 694	474 694	489 523	1 763 362	1 379 394	1 379 394	1 428 244
NORWAY.....	-	-	-	-	134 470	90 156	90 156	96 328
U KING.....	14 052	8 500	8 500	9 405	206 728	112 380	112 380	123 640
OTH CTY.....	19 976	6 791	6 791	8 030	68 140	41 234	41 234	45 359
TOTAL.....	860 786	654 342	655 409	672 768	3 044 206	2 176 104	2 177 616	2 249 851
0311078	PIKE, PICKEREL, PIKE PERCH, FRSH, CHLD OR FRZN, OTHWISE PROCESSED, MINCE, FILLETED, ETC (LB)							
CANADA.....	350 247	449 943	452 803	452 742	2 134 046	3 026 935	3 062 184	3 062 836
NETHLDs.....	32 610	57 534	57 561	60 044	390 030	578 869	576 499	588 701
ROMANIA.....	2 160	3 240	3 270	3 270	95 770	150 230	151 698	151 698
OTH CTY.....	1 650	759	825	825	37 532	33 464	33 797	36 640
TOTAL.....	386 667	511 476	514 459	516 881	2 657 378	3 789 498	3 824 178	3 839 695
0311080	YELLOW PERCH, FRESH, CHILLED OR FROZEN, OTHWISE PROCESSED, MINCE, GROUND, FILLET, ETC (LB)							
CANADA.....	334 550	546 902	555 547	555 550	1 246 000	1 694 906	1 726 164	1 726 167
NETHLDs.....	-	-	-	-	33 132	37 534	37 534	38 102
OTH CTY.....	1 000	2 000	2 020	2 020	2 900	5 625	5 675	5 675
TOTAL.....	335 550	548 902	557 567	557 570	1 282 032	1 738 065	1 769 373	1 769 944
0311082	FISH, FRESH WATER, NSPF, FRSH, CHILLED OR FROZEN, OTHWISE PROCESSED, GROUND, FILLET, ETC (LB)							
GREENLD.....	43 940	18 305	18 305	19 842	529 528	204 545	204 545	226 300
CANADA.....	332 397	199 766	201 321	201 555	1 446 962	952 670	962 918	964 832
MEXICO.....	13 650	7 579	8 125	8 125	82 753	44 210	45 556	45 556
BRAZIL.....	655 900	268 730	268 730	332 660	4 899 264	2 137 614	2 137 839	2 579 104
SWEDEN.....	-	-	-	-	59 364	38 743	38 743	41 565
NORWAY.....	34 920	23 327	23 327	24 554	137 750	92 008	92 008	97 438
NETHLDs.....	-	-	-	-	84 360	99 555	99 555	104 781
JAPAN.....	8 040	6 438	6 438	7 558	65 540	48 250	48 250	53 161
OTH CTY.....	2 760	1 270	1 380	1 490	48 276	23 013	23 123	24 825
TOTAL.....	1 091 607	525 415	527 626	595 784	7 353 797	3 640 608	3 652 537	4 137 562
0311084	FLATFISH, EXCEPT HALIBUT, FRSH, CHLD OR FRZN, OTHWISE PROCESS, GROUND, FILLET, MINCE, ETC (LB)							
CANADA.....	3 636 701	2 948 173	2 949 753	2 951 694	13 160 941	10 546 566	10 548 927	10 591 729
BRAZIL.....	91 000	105 660	105 660	108 152	91 000	105 660	105 660	108 152
ICELAND.....	2 232	1 940	1 940	1 998	87 900	69 929	69 929	72 380
NORWAY.....	20 000	9 771	9 771	10 600	41 120	52 615	52 615	54 517
DENMARK.....	3 648	2 671	2 671	2 821	430 836	326 578	327 901	348 464
U KING.....	115 730	74 865	74 865	81 103	609 462	438 502	438 502	474 710
NETHLDs.....	22 256	16 811	16 811	18 363	180 076	150 585	150 585	192 817
BELGIUM.....	26 775	33 000	33 000	34 954	49 675	50 949	50 949	54 266
POLAND.....	361 600	277 756	277 756	296 512	1 306 244	982 239	982 239	1 044 050
CHINA T.....	48 000	30 607	30 607	35 140	63 000	47 534	47 534	53 890
JAPAN.....	1 065 601	393 771	393 771	474 085	22 087 571	8 814 859	8 816 875	10 250 973
OTH CTY.....	70 686	18 576	18 576	23 483	137 246	69 036	69 036	76 868
TOTAL.....	5 464 229	3 913 601	3 915 181	4 038 905	38 245 071	21 655 052	21 690 799	23 322 816

Table 2. Schedule A Commodity by Country of Origin, Customs, F.a.s., and C.i.f. Values—Continued

(See "Explanation of Statistics" for information on coverage, definitions of Customs, f.a.s., and c.i.f. values, sources of error in the data, OTH CTY (other countries), and other definitions and features of the import statistics. Shipments valued less than \$251 are shown only under Schedule A commodity number 990.0000 and excluded from all other commodities.)

Country of origin	Schedule A commodity number, description and unit of quantity							
	Current month				Cumulative, January to date			
	Net quantity	Value (dollars)			Net quantity	Value (dollars)		
Customs		F.a.s.	C.i.f.	Customs		F.a.s.	C.i.f.	
0311086	HALIBUT, FRESH, CHILLED OR FROZEN, OTHERWISE PROCESSED, GROUND, FILLETED, MINCED, ETC							(LB)
CANADA.....	8 424	8 510	8 510	8 510	66 474	110 711	111 683	111 683
ICELAND.....	1 104	1 158	1 158	1 187	63 304	66 376	66 376	68 051
JAPAN.....	58 000	75 877	75 877	82 630	1 692 718	1 904 434	1 905 140	2 039 193
OTH CTY.....	-	-	-	-	24 433	31 931	11 931	13 771
TOTAL.....	67 528	85 545	85 545	92 327	1 846 929	2 093 452	2 095 130	2 232 698
0311088	SWORDFISH, FRESH, CHILLED OR FRZN, OTHERWISE PROCESSED, GROUND, FILLETED, MINCED, ETC							(LB)
OTH CTY.....	4 245	4 245	4 245	4 730	4 745	4 520	4 525	5 010
TOTAL.....	4 245	4 245	4 245	4 730	4 745	4 520	4 525	5 010
0311090	FISH, NSPF, FRESH, CHILLED OR FROZEN, OTHERWISE PROCESSED, FILLETED, MINCE, GROUND, ETC							(LB)
CANADA.....	222 946	169 733	170 820	170 919	1 195 751	871 321	877 580	878 342
MEXICO.....	498 425	415 101	417 172	434 367	2 274 430	2 012 296	2 031 341	2 105 031
NICARAG.....	64 403	52 232	52 232	57 465	216 913	180 303	175 555	195 718
VENEZ.....	88 898	96 254	96 254	103 341	424 968	426 480	426 480	469 440
ECUADOR.....	65 422	42 302	42 302	47 078	462 935	300 761	300 761	334 324
BRAZIL.....	34 520	31 559	31 559	35 079	715 714	611 289	611 093	676 845
URUGUAY.....	16 100	5 223	5 223	6 588	249 382	73 535	73 535	93 066
ARGENT.....	131 122	37 547	37 547	46 192	1 247 149	371 013	371 029	458 001
ICELAND.....	45 800	31 578	31 578	32 747	151 700	106 513	106 513	110 390
U KING.....	10 492	5 031	5 031	5 622	376 834	265 011	265 011	287 211
NETHLD.....	57 025	104 052	104 052	110 429	116 133	170 684	170 687	184 025
SPAIN.....	-	-	-	-	61 891	42 379	42 379	47 345
THAILND.....	194 030	120 387	121 545	144 443	265 280	163 143	164 301	195 567
CHINA T.....	1 358 450	988 375	987 871	1 126 442	4 070 508	2 750 311	2 750 591	3 161 939
JAPAN.....	223 266	119 582	119 692	135 819	2 174 538	1 137 150	1 137 302	1 303 116
N ZEAL.....	33 765	20 842	20 826	24 394	149 988	94 431	94 367	112 552
REP SAF.....	187 924	75 534	75 534	92 866	704 853	287 022	287 022	353 153
OTH CTY.....	31 768	19 176	19 176	21 167	253 516	146 194	146 370	164 116
TOTAL.....	3 264 356	2 334 508	2 338 414	2 594 958	15 112 483	10 009 841	10 031 917	11 130 181
0311092	FISH ROE, EXCL STURGEON, FRESH, CHILLED OR FROZEN, NOT BOILED OR IN AIRTIGHT CONTAINERS							(LB)
CANADA.....	7 978	20 034	20 034	20 153	28 487	66 558	66 656	66 820
JAPAN.....	12 074	22 977	23 100	25 932	44 449	74 424	74 547	86 006
OTH CTY.....	15 711	16 192	16 192	17 364	30 915	42 685	42 685	46 216
TOTAL.....	35 763	59 203	59 326	63 449	103 851	183 667	183 888	199 042
0311094	FISH OR SHELLFISH, LIVE, IMPORTED TO BE USED FOR PURPOSES OTHER THAN HUMAN CONSUMPTION							(LB)
CANADA.....	-	9 131	9 281	9 281	-	90 292	94 168	94 168
HAITI.....	-	1 820	1 720	2 073	-	32 776	31 836	40 930
TRINID.....	-	6 307	6 307	8 913	-	66 441	66 041	99 668
COLOMB.....	-	99 496	99 463	122 957	-	739 257	738 458	939 208
GUYANA.....	-	41 757	41 757	58 498	-	521 975	521 856	693 013
PERU.....	-	14 859	14 698	22 155	-	183 552	182 440	255 364
BRAZIL.....	-	29 629	29 221	51 232	-	206 098	204 044	330 795
THAILND.....	-	147 345	147 215	275 369	-	1 056 547	1 051 323	1 987 524
SINGAPR.....	-	99 799	99 806	186 009	-	835 242	834 021	1 520 708
INDNSIA.....	-	14 535	14 535	22 358	-	80 793	80 744	125 572
PHIL R.....	-	59 130	57 461	114 395	-	379 185	361 783	733 818
HG KONG.....	-	201 010	199 224	349 703	-	1 315 975	1 308 988	2 341 621
CHINA T.....	-	93 413	93 013	156 017	-	542 215	541 293	867 553
JAPAN.....	-	38 374	39 011	57 247	-	176 052	175 541	256 327
NIGERIA.....	-	17 619	17 619	26 748	-	137 460	137 460	207 283
ZAIRE.....	-	1 776	1 776	2 186	-	36 926	36 928	45 369
MALAWI.....	-	13 429	13 428	19 177	-	54 749	54 704	74 986
OTH CTY.....	-	11 543	11 542	16 490	-	95 761	95 699	147 097
TOTAL.....	-	900 972	897 077	1 500 808	-	6 551 296	6 517 327	10 761 004
0312005	COD, CUSK, HADDOCK, HAKE, POLLOCK, DRIED, BUT NOT OTHERWISE PREPARED OR PRESERVED, NT CND							(LB)
CANADA.....	42 450	41 966	41 966	41 966	42 450	41 966	41 966	41 966
NORWAY.....	68 331	59 752	59 778	63 329	179 471	377 668	377 719	388 353
OTH CTY.....	2 411	2 348	2 348	2 704	39 967	44 594	44 687	51 285
TOTAL.....	113 192	104 066	104 092	107 999	261 888	464 228	464 372	481 604
0312010	FISH, NSPF, INCLUDING SHARK FINS, DRIED, BUT NOT OTHERWISE PREPARED OR PRESERVED, NT CND							(LB)
MEXICO.....	17 373	26 397	26 397	26 892	59 738	93 083	93 083	94 470
KOR REP.....	7 147	11 719	11 719	13 428	54 226	61 555	61 555	72 113
HG KONG.....	5 537	15 054	15 071	16 582	24 304	70 116	70 711	76 387
JAPAN.....	9 332	23 079	23 079	26 495	43 355	122 028	123 197	136 934
OTH CTY.....	13 006	15 485	15 485	17 068	77 137	89 005	90 480	99 187
TOTAL.....	52 395	91 734	91 751	100 465	258 760	436 687	439 026	479 091
0312015	COD, CUSK, HADDOCK, HAKE, POLLOCK, SALTED OR PICKLED, WHOLE OR BEHEADED, SCALED, EVIS, ETC							(LB)
CANADA.....	842 956	577 267	583 335	587 133	6 543 349	4 808 102	4 856 924	4 893 400
ICELAND.....	15 000	8 711	8 711	10 050	351 000	249 714	249 714	280 590
NORWAY.....	19 702	20 564	20 576	21 659	463 772	469 077	469 181	492 578
SPAIN.....	175 022	135 683	135 683	141 061	767 485	657 995	657 995	689 314
OTH CTY.....	-	-	-	-	11 921	5 028	5 028	5 795
TOTAL.....	1 052 680	742 225	748 305	759 903	8 137 527	6 189 916	6 238 842	6 361 677

Table 2. **Schedule A Commodity by Country of Origin, Customs, F.a.s., and C.i.f. Values—Continued**

(See "Explanation of Statistics" for information on coverage, definitions of Customs, f.a.s., and c.i.f. values, sources of error in the data, OTH CTY (other countries), and other definitions and features of the import statistics. Shipments valued less than \$251 are shown only under Schedule A commodity number 990.0000 and excluded from all other commodities.)

Country of origin	Schedule A commodity number, description and unit of quantity							
	Current month				Cumulative, January to date			
	Net quantity	Value (dollars)			Net quantity	Value (dollars)		
Customs		F.a.s.	C.i.f.	Customs		F.a.s.	C.i.f.	
0312020	COD, CUSK, HADDOCK, HAKE, POLLOCK, SALTED OR PICKLED, BONED, SKINNED OR OTHWSE PROCESSED (LB)							
CANADA.....	642 278	586 648	590 639	593 385	3 846 801	3 477 966	3 487 258	3 499 406
NORWAY.....	2 400	2 933	2 933	3 050	65 136	58 914	58 110	63 330
SPAIN.....	-	-	-	-	464 974	383 878	383 878	397 172
OTH CTY.....	563	630	630	714	4 326	5 217	5 217	5 890
TOTAL.....	645 241	590 211	594 202	597 149	4 381 237	3 925 975	3 934 463	3 965 798
0312025	HERRING, SALTED OR PICKLED, BUT NOT OTHWS PREP OR PRES AND NOT IN AIRTIGHT CONTAINERS (LB)							
CANADA.....	2 657 835	823 329	864 394	864 394	8 344 396	2 652 655	2 772 140	2 774 552
ICELAND.....	-	-	-	-	375 000	287 500	287 500	314 875
NORWAY.....	7 150	4 089	4 127	4 646	220 144	129 972	130 384	139 190
U KING.....	91 687	57 007	57 013	65 218	266 828	142 719	142 789	161 529
OTH CTY.....	2 208	2 176	2 176	2 498	22 188	16 812	16 845	19 505
TOTAL.....	2 758 880	886 601	927 710	936 756	9 228 556	3 229 658	3 349 658	3 409 651
0312030	MACKEREL, SALTED OR PICKLED, BUT NOT OTHWS PREP OR PRES & NOT IN AIRTIGHT CONTAINERS (LB)							
CANADA.....	-	-	-	-	363 827	102 967	105 818	107 115
OTH CTY.....	-	-	-	-	198 402	54 748	54 769	65 116
TOTAL.....	-	-	-	-	562 229	157 715	160 587	172 231
0312035	FISH, PICKLED OR SALTED, NSPF, BUT NOT OTHWS PREP OR PRES & NOT IN AIRTIGHT CONTAINERS (LB)							
CANADA.....	12 375	21 168	21 411	21 411	87 272	89 719	90 791	91 100
VENEZ.....	28 740	33 576	33 576	37 381	142 280	174 411	174 411	192 835
HG KONG.....	31 270	28 454	28 410	33 201	76 730	97 392	97 740	109 515
JAPAN.....	8 733	12 223	12 223	13 687	20 902	31 670	31 676	35 706
OTH CTY.....	10 796	7 091	7 091	8 422	134 222	96 106	96 469	108 841
TOTAL.....	91 914	102 512	102 711	114 102	461 406	489 298	491 087	537 997
0312040	COD, CUSK, HADDOCK, HAKE, POLLOCK, SMOKED OR KIPPERED, NOT OTHWS PREP OR PRES & NOT CANNED (LB)							
CANADA.....	19 755	16 606	16 695	16 695	100 495	76 659	77 301	77 479
U KING.....	28 905	16 498	16 498	18 137	550 797	367 491	367 398	403 526
OTH CTY.....	-	-	-	-	250	405	405	459
TOTAL.....	48 660	33 104	33 193	34 832	651 542	444 555	445 104	481 464
0312045	HERRING, SMOKED OR KIPPERED, WHOLE OR BEHEADED ONLY, NOT OTHW PREP OR PRES & NOT CANNED (LB)							
CANADA.....	42 176	17 010	17 025	18 074	504 802	225 097	225 343	239 864
OTH CTY.....	426	375	379	503	33 909	19 055	19 033	21 932
TOTAL.....	42 602	17 385	17 404	18 577	538 711	244 152	244 376	261 796
0312050	HERRING, SMOKED OR KIPPERED ONLY, FURTHER PROCESSED THAN BEHEADING, NOT IN AIRTIGHT CONTRS (LB)							
CANADA.....	66 426	16 650	17 343	17 343	274 759	163 809	165 295	164 999
OTH CTY.....	-	-	-	-	19 182	12 963	12 963	15 344
TOTAL.....	66 426	16 650	17 343	17 343	293 941	176 772	178 258	180 343
0312055	FISH, SMOKED OR KIPPERED, NSPF, NOT OTHWS PREP OR PRES AND NOT IN AIRTIGHT CONTAINERS (LB)							
CANADA.....	1 780	4 041	4 045	4 172	18 141	44 361	44 381	45 251
U KING.....	2 854	12 541	12 541	14 801	58 694	88 124	88 125	104 722
OTH CTY.....	5 084	7 912	7 912	9 497	42 880	49 931	49 887	58 316
TOTAL.....	9 718	24 494	24 498	28 470	119 715	182 416	182 393	208 289
0313010	CRABS AND CRABMEAT, FRESH, CHILLED, FRZN, PREP OR PRES, INCLUDING PASTES AND SAUCES (LB)							
CANADA.....	261 240	214 189	215 230	215 306	837 298	813 750	815 103	815 543
DOM REP.....	30 275	11 707	11 707	13 957	63 848	47 089	47 089	51 523
IRELAND.....	-	-	-	-	23 997	55 431	55 431	56 886
JAPAN.....	153 161	174 226	174 226	192 721	273 314	336 354	322 834	356 421
OTH CTY.....	17 072	32 316	32 313	35 222	73 250	87 645	87 628	98 897
TOTAL.....	461 748	432 438	433 476	457 206	1 271 707	1 340 269	1 328 085	1 379 270
0313020	OYSTERS, EXCEPT SEED OYSTERS, NOT IN AIRTIGHT CONTAINERS (LB)							
KOR REP.....	249 996	195 672	195 672	221 311	540 126	389 900	389 900	455 360
HG KONG.....	900	3 989	3 982	4 404	16 145	66 952	67 026	72 387
JAPAN.....	188 536	83 152	83 152	97 762	1 420 568	806 066	806 066	926 046
OTH CTY.....	11 246	14 112	14 052	15 537	74 807	48 851	49 003	55 682
TOTAL.....	450 678	296 925	296 858	339 014	2 051 646	1 311 769	1 311 995	1 509 475
0313030	LOBSTERS, LIVE (LB)							
CANADA.....	2 767 221	4 505 183	4 494 347	4 494 337	9 471 643	18 025 830	18 060 842	18 060 991
LW WW I.....	19 881	20 752	20 752	27 546	66 972	63 184	63 184	88 750
OTH CTY.....	2 000	4 340	4 340	4 340	45 377	78 593	77 443	84 994
TOTAL.....	2 789 102	4 530 275	4 519 439	4 526 223	9 583 992	18 167 607	18 201 469	18 234 735
0313040	ROCK LOBSTER TAILS, NOT IN AIRTIGHT CONTAINERS (LB)							
MEXICO.....	7 880	31 446	31 446	31 958	187 843	615 758	617 116	627 607
BELIZE.....	4 760	14 090	14 280	14 470	77 920	233 094	235 284	238 561
HONDURA.....	84 515	335 452	335 452	341 210	392 050	1 466 141	1 466 141	1 488 839
NICARAG.....	92 080	290 044	292 820	297 614	707 390	2 116 764	2 137 236	2 174 556
C RICA.....	7 300	21 960	21 960	22 335	109 976	320 599	320 599	329 814
PANAMA.....	1 700	7 140	7 140	7 320	7 666	30 774	30 774	31 711

Table 2. Schedule A Commodity by Country of Origin, Customs, F.a.s., and C.i.f. Values—Continued

(See "Explanation of Statistics" for information on coverage, definitions of Customs, f.a.s., and c.i.f. values, sources of error in the data, OTH CTY (other countries), and other definitions and features of the import statistics. Shipments valued less than \$251 are shown only under Schedule A commodity number 990.0000 and excluded from all other commodities.)

Country of origin	Schedule A commodity number, description and unit of quantity							
	Current month				Cumulative, January to date			
	Net quantity	Value (dollars)			Net quantity	Value (dollars)		
Customs		F.a.s.	C.i.f.	Customs		F.a.s.	C.i.f.	
BAHAMAS.....	4 800	14 292	14 292	14 544	168 961	603 302	604 302	614 264
JAMAICA.....	-	-	-	-	87 712	209 575	209 575	212 714
HAITI.....	14 840	52 477	50 270	52 065	75 006	247 505	245 298	258 545
TRINID.....	-	-	-	-	25 600	51 919	51 919	54 110
COLOMB.....	3 700	22 560	22 560	23 211	21 491	116 028	116 028	119 763
ECUADOR.....	-	-	-	-	27 100	93 988	93 988	96 490
CHILE.....	-	-	-	-	31 420	45 087	45 087	48 010
BRAZIL.....	508 395	2 032 931	2 032 931	2 096 626	2 772 583	10 805 808	10 805 813	11 166 072
ICELAND.....	28 675	119 948	119 948	121 806	28 675	119 948	119 948	121 806
U KING.....	-	-	-	-	38 900	150 002	150 002	153 086
INDIA.....	56 097	140 769	131 769	144 849	426 194	939 038	930 038	1 029 901
PAKISTN.....	11 460	25 915	25 915	28 772	42 652	106 655	106 655	118 780
SRI LKA.....	9 020	23 085	23 085	25 866	42 481	123 633	132 633	148 158
S VETNM.....	-	-	-	-	21 735	44 125	44 125	49 032
SINGAPR.....	59 060	205 630	205 630	212 136	130 711	330 768	330 768	348 898
INDNSIA.....	15 600	22 998	22 998	27 927	59 846	99 662	99 662	115 553
HG KONG.....	23 790	52 228	52 186	57 269	63 150	137 400	137 358	146 695
CHINA T.....	-	-	-	-	89 508	207 168	207 136	219 987
JAPAN.....	65 216	182 576	180 953	199 292	363 546	1 069 978	1 065 036	1 158 246
AUSTRAL.....	1 329 769	5 628 315	5 628 315	5 891 735	6 895 477	31 224 696	31 234 154	32 482 346
NEW GUI.....	-	-	-	-	11 398	44 492	44 492	45 992
N ZEAL.....	57 740	257 377	257 377	267 925	1 393 157	5 757 377	5 756 921	5 974 281
REP SAF.....	718 219	3 127 338	3 134 538	3 345 896	2 747 885	11 876 267	11 853 467	12 470 078
OTH CTY.....	13 625	43 561	43 561	45 257	74 019	175 352	174 283	184 930
TOTAL.....	3 118 241	12 652 132	12 649 426	13 270 083	17 122 052	69 362 903	69 365 838	72 228 825
0313050	LOBSTER, EXCEPT LIVE AND EXCEPT ROCK LOBSTER TAIL, NOT IN AIRTIGHT CONTAINERS (LB)							
CANADA.....	182 944	583 569	583 224	583 797	273 300	869 990	869 603	870 523
MEXICO.....	-	-	-	-	706 207	1 928 565	1 928 565	1 930 175
HONDURA.....	-	-	-	-	244 670	771 072	771 072	785 241
NICARAG.....	10 260	35 910	35 910	36 439	79 360	271 746	271 776	273 746
BAHAMAS.....	-	-	-	-	29 361	104 271	104 271	109 788
JAMAICA.....	12 000	48 000	48 000	48 867	57 616	155 052	155 052	159 826
HAITI.....	3 920	23 312	23 312	24 398	23 747	89 717	89 717	94 664
COLOMB.....	240	840	840	903	176 000	213 086	213 086	230 440
CHILE.....	197 404	318 416	312 856	332 731	878 939	1 431 329	1 425 768	1 509 648
BRAZIL.....	24 080	87 526	87 526	89 897	191 800	671 940	671 940	685 427
ICELAND.....	4 950	18 687	18 687	19 583	74 550	228 366	228 366	233 339
DENMARK.....	6 560	27 416	27 416	28 108	31 061	136 420	136 444	137 999
U KING.....	33 600	122 286	126 672	131 057	76 700	264 493	268 879	278 427
FRANCE.....	36 000	173 936	173 936	176 236	36 000	173 936	173 936	176 236
KUWAIT.....	-	-	-	-	41 915	75 489	75 489	82 436
INDIA.....	33 946	62 188	61 588	66 701	146 360	248 415	247 681	277 737
SRI LKA.....	2 560	8 809	8 809	9 882	11 912	30 991	30 991	34 965
THAILND.....	24 176	55 883	55 883	59 789	252 989	569 008	568 993	610 125
S VETNM.....	1 440	3 381	3 381	3 741	156 308	324 338	326 150	354 891
SINGAPR.....	14 320	30 282	30 282	32 711	213 488	464 454	464 454	497 088
INDNSIA.....	10 500	16 443	16 443	18 993	34 310	52 439	52 709	60 770
PHIL R.....	9 555	23 580	23 580	24 789	53 155	115 743	115 743	122 400
CHINA M.....	1 674	6 430	6 460	6 460	21 672	83 245	83 355	83 355
HG KONG.....	2 700	5 007	5 007	5 518	134 070	284 855	284 855	300 751
CHINA T.....	163 308	408 880	408 880	433 502	725 205	1 681 115	1 681 047	1 791 309
JAPAN.....	43 082	103 347	102 248	113 885	212 571	523 603	514 685	577 248
AUSTRAL.....	-	-	-	-	252 839	1 012 687	1 012 687	1 054 839
NEW GUI.....	17 306	56 245	56 245	58 604	33 620	109 266	109 266	113 732
N ZEAL.....	1 800	9 209	9 209	9 450	82 283	342 165	342 165	357 154
OTH CTY.....	2 870	7 347	7 347	7 752	30 687	60 738	57 738	62 392
TOTAL.....	841 195	2 236 929	2 233 741	2 323 793	5 282 695	13 288 534	13 276 483	13 856 665
0313060	SCALLOPS (LB)							
CANADA.....	2 275 276	4 164 275	4 141 963	4 162 234	6 162 816	10 748 207	10 694 696	10 738 363
BELIZE.....	-	-	-	-	9 988	39 952	39 952	41 046
HONDURA.....	-	-	-	-	24 564	104 760	94 760	98 298
VENEZ.....	3 850	5 887	5 887	5 209	30 190	37 404	37 404	43 342
GUYANA.....	-	-	-	-	125 650	188 475	191 475	202 910
BRAZIL.....	38 704	50 930	50 930	56 077	76 004	91 634	91 634	101 497
ICELAND.....	-	-	-	-	271 071	363 546	363 546	379 648
U KING.....	44 143	71 985	72 241	74 670	654 374	859 749	860 089	899 873
IRELAND.....	-	-	-	-	55 875	81 405	81 405	84 786
THAILND.....	2 311	3 377	3 377	3 629	33 075	31 001	31 001	33 289
JAPAN.....	1 003	4 580	4 580	5 389	8 093	51 181	51 186	54 404
OTH CTY.....	15 490	24 485	24 485	25 625	76 916	98 217	98 243	104 000
TOTAL.....	2 380 777	4 325 519	4 303 463	4 333 833	7 528 616	12 695 531	12 635 391	12 781 456
0313070	SHRIMP AND PRAWNS, SHELL-ON (LB)							
MEXICO.....	2 121 470	3 671 143	3 721 519	3 723 263	20 273 599	32 785 630	33 067 928	33 072 867
GUATMAL.....	162 010	229 739	229 739	240 572	957 250	1 727 706	1 727 710	1 787 963
SALVADR.....	232 680	537 379	537 379	553 452	1 313 703	2 730 672	2 730 672	2 820 538
HONDURA.....	613	613	613	742	518 425	934 260	934 250	963 168
NICARAG.....	387 269	776 687	777 889	801 952	1 924 723	3 564 280	3 569 926	3 684 667
C RICA.....	60 970	98 992	98 992	102 694	446 719	622 355	622 355	655 380
PANAMA.....	1 113 050	2 969 853	2 969 988	3 077 878	4 054 461	10 434 796	10 437 400	10 845 927
CANAL Z.....	123 400	370 200	370 200	382 540	182 550	547 650	547 650	565 905
BARBADO.....	115 200	290 264	290 264	301 812	149 600	373 441	373 441	387 812
TRINID.....	10 900	30 682	30 682	31 755	212 630	404 645	404 645	445 881
COLOMB.....	517 976	1 265 346	1 266 139	1 301 306	1 926 372	4 263 457	4 264 250	4 431 811
VENEZ.....	330 540	779 203	779 203	808 968	2 573 197	5 098 336	5 098 336	5 405 556

Table 2. Schedule A Commodity by Country of Origin, Customs, F.a.s., and C.i.f. Values—Continued

(See "Explanation of Statistics" for information on coverage, definitions of Customs, f.a.s., and c.i.f. values, sources of error in the data, OTH CTY (other countries), and other definitions and features of the import statistics. Shipments valued less than \$251 are shown only under Schedule A commodity number 990.0000 and excluded from all other commodities.)

Country of origin	Schedule A commodity number, description and unit of quantity							
	Current month				Cumulative, January to date			
	Net quantity	Value (dollars)			Net quantity	Value (dollars)		
Customs		F.a.s.	C.i.f.	Customs		F.a.s.	C.i.f.	
GUYANA.....	919 400	1 734 076	1 724 076	1 806 168	2 652 195	5 068 702	5 055 702	5 285 151
SURINAM.....	169 404	478 258	478 258	490 984	1 349 394	3 042 389	3 042 389	3 162 825
F GUIAN.....	143 700	269 875	272 875	285 656	982 558	1 950 390	1 913 345	1 983 485
ECUADOR.....	1 035 210	2 320 296	2 320 296	2 424 413	2 871 626	6 342 521	6 343 226	6 630 514
PERU.....	24 250	37 313	37 313	39 711	106 950	166 781	166 781	177 278
CHILE.....	-	-	-	-	38 204	49 665	49 665	52 928
BRAZIL.....	125 963	234 485	234 485	250 402	645 173	900 236	900 236	964 113
ARGENT.....	13 400	30 053	30 053	31 007	13 400	30 053	30 053	31 007
U KING.....	-	-	-	-	61 440	188 227	188 227	193 440
NETHLD.....	20 750	35 751	35 751	38 388	208 457	236 389	236 389	259 727
BELGIUM.....	-	-	-	-	28 440	82 921	82 921	85 320
SWITZLD.....	-	-	-	-	37 500	69 911	69 911	74 240
SPAIN.....	23 920	89 733	89 733	93 574	155 100	516 231	516 231	538 059
IRAN.....	154 499	323 026	323 026	346 550	1 516 509	1 703 957	1 703 957	1 925 785
KUWAIT.....	154 350	280 568	280 568	307 757	852 252	1 047 693	1 047 693	1 200 122
QATAR.....	76 457	97 717	97 717	102 051	105 207	143 944	143 944	166 278
ARAB EM.....	-	-	-	-	130 010	42 014	42 010	42 010
INDIA.....	142 041	169 985	169 985	188 968	922 051	1 071 117	1 071 760	1 195 454
PAKISTN.....	124 001	198 321	198 321	224 524	396 203	494 184	494 184	565 111
BNGLDH.....	93 250	174 125	174 125	187 287	1 430 607	2 311 610	2 311 682	2 521 888
SRI LKA.....	214 000	421 726	421 726	438 564	324 720	594 468	594 478	632 775
THAILND.....	18 976	36 946	36 946	39 404	145 669	327 774	327 774	354 594
S VETNM.....	3 820	4 473	4 473	4 950	425 691	669 706	671 706	735 882
MALAYSA.....	12 584	13 586	13 586	15 198	62 584	54 765	54 765	62 898
SINGAPR.....	-	-	-	-	73 800	120 897	120 897	134 252
INDNSIA.....	88 130	200 270	200 270	213 791	222 066	469 839	469 839	504 608
PHIL R.....	81 461	111 715	111 715	122 118	231 549	309 480	309 580	339 153
CHINA M.....	154 170	337 711	337 711	357 590	253 864	565 816	565 816	598 081
KOR REP.....	63 992	142 102	142 102	149 268	236 270	542 895	542 895	569 220
HG KONG.....	135 701	236 492	236 488	257 854	216 674	385 161	385 157	417 192
CHINA T.....	69 300	157 252	157 252	168 346	272 660	701 821	701 821	746 278
JAPAN.....	20 741	31 817	31 817	35 765	20 741	31 817	31 817	35 765
AUSTRAL.....	138 592	314 437	314 437	333 275	195 354	515 462	515 462	545 307
CAMROON.....	327 013	705 689	705 689	770 847	327 013	705 689	705 689	770 847
GHANA.....	-	-	-	-	27 750	55 500	55 500	58 086
LIBERIA.....	42 636	56 576	56 576	59 052	97 416	138 746	138 746	149 170
MALAGAS.....	258 100	445 310	445 310	526 040	258 100	445 310	445 310	526 040
OTH CTY.....	7 455	11 695	11 715	12 502	69 255	93 631	93 870	101 322
TOTAL.....	10 033 344	20 721 480	20 767 002	21 658 938	52 497 681	95 674 940	95 919 991	99 403 680
0313080	SHRIMP, RAW, PEELED, NOT IN AIRTIGHT CONTAINERS (LB)							
CANADA.....	9 953	17 217	17 223	17 702	24 813	37 566	37 096	38 088
MEXICO.....	1 688 873	3 933 468	3 971 714	3 971 474	11 256 636	26 216 001	26 518 100	26 517 860
SALVADR.....	203 528	206 154	206 154	216 881	965 981	966 709	966 709	1 016 227
HONDURA.....	-	-	-	-	95 080	127 990	127 990	131 738
NICARAG.....	24 003	42 798	42 937	43 931	731 381	1 452 062	1 462 405	1 491 539
C RICA.....	107 212	139 939	139 939	147 609	585 137	585 132	585 132	627 388
PANAMA.....	51 420	69 721	69 721	76 907	248 960	469 149	469 149	495 978
BARBADO.....	-	-	-	-	98 800	269 340	269 340	279 379
TRINID.....	148 800	351 139	351 139	364 724	184 900	427 118	427 118	444 865
COLOMB.....	114 988	156 012	156 012	166 299	785 024	1 093 863	1 093 858	1 157 981
VENEZ.....	26 850	64 630	64 630	69 436	84 650	124 037	124 037	134 150
GUYANA.....	-	-	-	-	101 500	227 450	227 450	236 017
ECUADOR.....	149 191	178 119	178 119	187 523	673 617	683 694	684 596	728 770
BRAZIL.....	3 250	5 882	5 882	6 346	108 230	153 061	153 061	163 021
NETHLD.....	-	-	-	-	121 800	98 718	98 718	112 902
KUWAIT.....	-	-	-	-	41 750	43 563	43 563	52 566
INDIA.....	1 746 485	1 356 707	1 354 606	1 572 852	10 145 896	7 692 601	7 686 395	8 970 530
PAKISTN.....	68 110	43 887	43 887	53 184	557 422	572 571	572 571	660 389
BNGLDH.....	61 050	43 445	43 445	52 403	144 948	128 990	128 990	149 563
SRI LKA.....	17 640	16 683	16 683	19 332	92 680	137 217	137 216	153 781
THAILND.....	81 908	84 358	84 358	94 698	736 976	929 932	929 932	1 010 542
S VETNM.....	69 335	115 976	115 976	126 756	929 125	1 157 619	1 157 610	1 270 117
MALAYSA.....	17 130	25 410	25 410	28 614	44 790	56 934	56 934	64 237
SINGAPR.....	150 542	122 148	122 148	143 112	251 642	224 926	224 926	256 562
INDNSIA.....	133 788	263 136	263 136	280 373	470 750	597 457	597 457	654 066
PHIL R.....	25 086	35 466	35 466	38 344	118 686	135 908	135 902	147 055
CHINA M.....	-	-	-	-	44 370	65 783	65 799	71 026
KOR REP.....	-	-	-	-	29 426	58 591	58 591	58 650
HG KONG.....	110 463	194 379	194 379	213 935	444 118	649 042	648 303	707 085
CHINA T.....	28 700	28 909	28 909	33 796	683 500	689 092	689 044	758 018
JAPAN.....	-	-	-	-	53 800	110 718	110 718	120 918
AUSTRAL.....	74 041	196 052	196 052	207 409	223 993	486 447	486 447	515 954
CAMROON.....	198 300	226 103	226 103	267 067	259 350	318 356	318 356	367 718
NIGERIA.....	-	-	-	-	40 000	44 321	44 321	45 362
REP SAF.....	-	-	-	-	92 954	87 652	87 652	114 956
OTH CTY.....	43 944	68 144	68 144	70 845	92 828	130 172	130 172	138 441
TOTAL.....	5 354 590	7 985 882	8 022 172	8 471 552	31 568 513	47 249 782	47 555 658	49 863 439
0313090	CLAMS AND SEED OYSTERS, NOT IN AIRTIGHT CONTAINERS							
CANADA.....	-	150 909	151 635	154 915	-	412 251	415 957	419 655
OTH CTY.....	-	3 066	3 138	3 475	-	27 608	27 680	35 456
TOTAL.....	-	153 975	154 773	158 390	-	439 859	443 637	455 111
0320105	FISH, BONITO AND YELLOWTAIL, PREPARED OR PRESERVED, NOT IN OIL, IN AIRTIGHT CONTAINERS (LB)							
OTH CTY.....	165	445	445	528	3 714	6 377	6 324	7 008
TOTAL.....	165	445	445	528	3 714	6 377	6 324	7 008

Table 2. Schedule A Commodity by Country of Origin, Customs, F.a.s., and C.i.f. Values—Continued

(See "Explanation of Statistics" for information on coverage, definitions of Customs, f.a.s., and c.i.f. values, sources of error in the data, OTH CTY (other countries), and other definitions and features of the import statistics. Shipments valued less than \$251 are shown only under Schedule A commodity number 990.0000 and excluded from all other commodities.)

Country of origin	Schedule A commodity number, description and unit of quantity							
	Current month				Cumulative, January to date			
	Net quantity	Value (dollars)			Net quantity	Value (dollars)		
Customs		F.a.s.	C.i.f.	Customs		F.a.s.	C.i.f.	
0320110	HERRING, PREPARED OR PRESERVED IN ANY MANNER, NOT IN OIL, IN AIRTIGHT CONTAINERS							(LB)
CANADA.....	145 950	109 040	111 855	111 855	4 026 491	1 707 084	1 760 275	1 765 515
ICELAND.....	-	-	-	-	212 414	331 094	331 094	346 601
SWEDEN.....	13 860	14 260	14 280	17 220	221 444	218 926	218 926	234 667
NORWAY.....	31 350	35 561	35 561	37 443	252 365	297 912	297 930	314 179
FINLAND.....	-	-	-	-	65 926	69 616	69 616	76 466
U KING.....	4 275	3 301	3 301	3 576	130 021	126 129	123 703	131 909
NETHLD.S.....	1 665	3 264	3 264	3 617	67 320	52 773	52 444	57 503
W GERM.....	82 440	61 233	60 563	66 631	370 185	282 181	281 720	308 620
OTH CTY.....	-	-	-	-	29 649	11 334	11 334	13 790
TOTAL.....	279 540	226 679	228 824	240 342	5 375 815	3 097 049	3 147 042	3 251 250
0320115	SALMON, PREPARED OR PRESERVED IN ANY MANNER, NOT IN OIL, IN AIRTIGHT CONTAINERS							(LB)
CANADA.....	-	-	-	-	80 400	140 034	140 569	140 569
JAPAN.....	-	-	-	-	354 242	454 005	454 005	477 346
OTH CTY.....	-	-	-	-	5 384	7 286	7 286	7 817
TOTAL.....	-	-	-	-	440 026	601 325	601 860	625 732
0320120	SARDINES, PREPARED OR PRESERVED IN ANY MANNER, NOT IN OIL, IN AIRTIGHT CONTAINERS							(LB)
CANADA.....	53 325	26 228	26 359	26 359	177 645	84 927	86 111	86 111
MEXICO.....	1 056	431	431	431	108 506	47 315	47 315	47 315
ICELAND.....	-	-	-	-	30 000	31 168	31 168	33 900
NORWAY.....	62 766	62 899	62 900	66 049	1 387 525	1 179 723	1 179 424	1 242 898
POLAND.....	-	-	-	-	148 277	64 042	62 631	72 568
PORTUGL.....	-	-	-	-	81 300	81 160	80 806	87 109
REP SAF.....	1 199 448	432 076	432 076	506 941	2 479 595	908 947	907 666	1 073 299
SW AFR.....	10 125	3 317	3 317	4 151	982 505	336 769	386 769	436 652
OTH CTY.....	1 817	1 907	1 907	2 211	141 806	94 530	94 367	103 736
TOTAL.....	1 328 537	526 858	526 990	606 142	5 537 161	2 828 581	2 876 257	3 183 588
0320124	TUNA, ALBACORE, PREPARED OR PRESERVED, NOT IN OIL, IN AIRTIGHT CONTAINERS							(LB)
PORTUGL.....	-	-	-	-	98 655	81 947	81 947	87 300
CHINA T.....	42 919	35 717	35 717	38 717	75 338	64 523	64 523	69 420
JAPAN.....	1 260 098	1 152 628	1 158 469	1 244 120	9 541 953	9 610 325	9 576 570	10 193 586
OTH CTY.....	50 700	37 512	37 512	39 971	56 300	41 367	41 367	44 171
TOTAL.....	1 353 717	1 225 857	1 231 698	1 322 808	9 772 246	9 798 162	9 764 407	10 394 477
0320128	TUNA, EXCEPT ALBACORE, PREPARED OR PRES, NOT IN OIL, IN AIRTIGHT CONTAINERS							(LB)
CANADA.....	-	-	-	-	52 370	43 844	44 082	44 082
MEXICO.....	1 032	1 978	1 978	1 978	317 320	269 235	269 235	269 235
PORTUGL.....	33 418	25 847	25 869	27 694	182 370	154 684	154 704	165 292
THAILND.....	99 740	75 930	75 930	81 101	410 769	340 084	340 084	365 476
CHINA T.....	111 004	82 991	82 991	89 708	318 570	237 246	237 006	256 715
JAPAN.....	385 925	332 618	335 023	359 111	7 063 889	6 190 369	6 178 929	6 598 298
ANGOLA.....	-	-	-	-	90 773	71 910	71 910	79 112
MAURIT.....	31 172	23 039	23 039	26 325	101 126	76 647	76 647	84 603
OTH CTY.....	-	-	-	-	53 544	43 735	43 735	46 362
TOTAL.....	662 291	542 403	544 830	585 917	8 590 731	7 427 754	7 416 334	7 909 175
0320130	FISH, NES, PREPARED OR PRESERVED IN ANY MANNER, NOT IN OIL, IN AIRTIGHT CONTAINERS							(LB)
SPAIN.....	10 924	9 465	9 465	9 944	81 010	57 206	57 206	61 829
ITALY.....	-	-	-	-	101 764	56 270	56 270	61 443
ISRAEL.....	-	-	-	-	34 463	35 120	35 120	37 560
PHIL R.....	22 732	8 490	8 490	10 116	302 733	98 467	98 311	117 922
KOR REP.....	5 675	1 159	1 159	1 389	241 870	76 216	76 216	88 938
JAPAN.....	882 039	186 939	187 314	234 566	3 748 575	956 007	956 212	1 159 773
OTH CTY.....	79 185	28 836	28 839	34 056	226 634	166 540	166 726	181 588
TOTAL.....	1 000 555	234 889	235 267	290 071	4 737 049	1 445 826	1 446 061	1 709 053
0320132	ANCHOVIES, PREPARED OR PRESERVED IN ANY MANNER, IN OIL AND IN AIRTIGHT CONTAINERS							(LB)
SPAIN.....	81 100	155 120	155 121	162 361	1 167 338	1 660 194	1 649 123	1 720 480
PORTUGL.....	121 441	163 842	163 490	171 592	640 600	1 001 026	996 575	1 043 574
OTH CTY.....	399	1 527	1 527	1 626	7 179	9 120	9 120	10 170
TOTAL.....	202 940	320 489	320 138	335 579	1 815 117	2 670 340	2 654 818	2 774 224
0320135	BONITO, YELLOWTAIL, HERRING, POLLOCK AND SALMON, IN OIL AND IN AIRTIGHT CONTAINERS							(LB)
W GERM.....	5 576	7 228	7 228	7 688	32 337	44 139	44 139	47 094
PORTUGL.....	-	-	-	-	29 912	37 869	37 437	39 439
GREECE.....	1 488	2 880	2 880	3 105	26 536	37 244	35 896	39 144
OTH CTY.....	1 190	804	821	884	35 551	36 158	36 247	38 045
TOTAL.....	8 254	10 912	10 929	11 677	126 336	155 410	153 719	163 722
0320140	SARDINES, PREPARED OR PRESERVED IN ANY MANNER, IN OIL AND IN AIRTIGHT CONTAINERS							(LB)
CANADA.....	398 628	198 150	200 209	200 209	1 460 791	753 431	764 021	764 021
VENEZ.....	31 407	13 300	13 300	14 008	73 594	34 300	34 300	36 060
ARGENT.....	-	-	-	-	190 386	68 490	68 490	78 540
NORWAY.....	267 160	286 250	286 241	301 225	3 542 613	3 756 024	3 775 131	3 952 275
DENMARK.....	2 087	2 909	2 909	3 060	79 576	75 056	74 928	80 533
U KING.....	-	-	-	-	90 369	77 578	77 578	83 002
POLAND.....	30 906	14 318	14 318	15 876	260 677	130 953	117 141	131 997
SPAIN.....	54 473	42 907	42 857	45 725	717 494	537 241	530 388	568 235

Table 2. Schedule A Commodity by Country of Origin, Customs, F.a.s., and C.i.f. Values—Continued

(See "Explanation of Statistics" for information on coverage, definitions of Customs, f.a.s., and c.i.f. values, sources of error in the data, OTH CTY (other countries), and other definitions and features of the import statistics. Shipments valued less than \$251 are shown only under Schedule A commodity number 990.0000 and excluded from all other commodities.)

Country of origin	Schedule A commodity number, description and unit of quantity							
	Current month				Cumulative, January to date			
	Net quantity	Value (dollars)			Net quantity	Value (dollars)		
Customs		F.a.s.	C.i.f.	Customs		F.a.s.	C.i.f.	
PORTUGL.....	170 778	142 483	142 078	152 697	1 427 074	1 424 260	1 420 748	1 515 377
MOROC.....	195 909	100 929	100 929	107 922	334 723	214 059	214 059	227 352
OTH CTY.....	4 434	4 158	4 158	4 605	269 675	111 763	111 767	128 098
TOTAL.....	1 155 782	805 404	806 999	845 327	8 446 972	7 183 155	7 188 551	7 565 490
0320142	FISH, NES, PREPARED OR PRESERVED IN ANY MANNER, IN OIL AND IN AIRTIGHT CONTAINERS (LB)							
SPAIN.....	11 900	22 081	22 081	23 257	235 346	258 966	258 966	276 617
PORTUGL.....	36 602	34 809	34 854	37 061	108 138	115 722	115 767	123 687
JAPAN.....	218 207	53 736	53 714	63 875	504 608	282 143	282 121	310 565
MOROC.....	-	-	-	-	57 856	45 638	45 638	48 231
OTH CTY.....	19 200	11 206	11 227	12 646	154 229	123 531	123 601	136 516
TOTAL.....	285 909	121 832	121 876	136 839	1 060 177	826 000	826 093	895 616
0320145	FISH PASTES AND SAUCES (LB)							
THAILND.....	99 001	24 150	24 150	29 315	340 569	88 940	89 008	112 050
PHIL R.....	64 397	18 109	17 850	22 604	299 563	89 302	88 403	109 575
OTH CTY.....	16 178	11 203	11 219	12 281	119 894	105 070	105 074	120 106
TOTAL.....	179 576	53 462	53 219	64 200	760 026	283 312	282 485	341 731
0320148	FISH BALLS, CAKES AND PUDDINGS (LB)							
NORWAY.....	27 748	29 378	29 378	32 176	162 614	99 335	99 235	108 772
JAPAN.....	18 711	19 083	19 083	22 666	135 677	114 751	114 948	134 787
OTH CTY.....	2 250	900	900	1 051	39 620	30 048	30 048	32 954
TOTAL.....	48 709	49 361	49 361	55 893	337 911	244 134	244 231	276 513
0320150	FISH STICKS, FILLETS, ETC OF FISH, IF BREADED, COATED WITH BATTER OR SIMILARLY PREP (LB)							
CANADA.....	56 927	32 728	35 650	35 650	242 663	143 069	159 423	159 423
OTH CTY.....	102	257	257	270	1 132	1 013	1 013	1 214
TOTAL.....	57 029	32 985	35 907	35 920	243 795	144 082	160 436	160 637
0320152	STURGEON ROE, FRESH, CHILLED, FROZEN, PREPARED OR PRESERVED (LB)							
USSR.....	874	27 678	27 678	28 201	4 308	142 607	142 613	149 280
ITALY.....	-	-	-	-	11 810	165 780	165 780	205 170
IRAN.....	22	734	734	830	18 775	452 002	452 002	459 730
OTH CTY.....	2 976	5 484	5 484	5 670	2 976	5 484	5 484	5 670
TOTAL.....	3 872	33 896	33 896	34 701	37 869	765 873	765 879	819 850
0320155	FISH ROE, EXCEPT STURGEON, BOILED AND IN AIRTIGHT CONTAINERS (LB)							
ICELAND.....	-	-	-	-	41 711	98 383	98 570	102 980
OTH CTY.....	661	470	470	523	22 393	20 692	20 539	22 225
TOTAL.....	661	470	470	523	64 104	119 075	119 109	125 205
0320160	ALBACORE, PREP OR PRES, NSPF, NOT IN OIL IN BULK OR IN CONTRS OVER 15 LB WITH CONTENTS (LB)							
JAPAN.....	-	-	-	-	300 000	254 665	254 665	277 013
TOTAL.....	-	-	-	-	300 000	254 665	254 665	277 013
0320167	TUNA NES, PREP OR PRES, NSPF, NOT IN OIL, IN BULK OR IN CONTAINERS OVER 15 LB WTH CNTNTS (LB)							
JAPAN.....	260 000	175 395	175 395	194 692	640 000	444 827	444 827	492 361
OTH CTY.....	-	-	-	-	10 000	8 835	8 835	10 084
TOTAL.....	260 000	175 395	175 395	194 692	650 000	453 662	453 662	502 445
0320175	ANTIPASTO (LB)							
ITALY.....	16 132	24 011	24 011	25 842	58 775	76 332	76 029	85 357
OTH CTY.....	-	-	-	-	64 196	32 670	32 670	34 795
TOTAL.....	16 132	24 011	24 011	25 842	122 971	109 002	108 699	120 152
0320180	FISH, PREPARED OR PRESERVED, NSPF (LB)							
CANADA.....	97 306	18 837	19 057	19 057	1 118 937	328 720	331 832	334 820
NORWAY.....	-	-	-	-	358 020	89 529	89 529	98 581
DENMARK.....	211 970	35 771	35 771	43 996	964 186	228 854	228 854	269 371
POLAND.....	152 988	28 330	28 330	35 952	431 244	83 564	83 564	102 038
HG KONG.....	4 042	19 652	19 699	20 905	13 415	81 143	81 725	87 546
JAPAN.....	59 913	66 720	66 748	75 370	2 175 967	718 710	719 075	871 901
OTH CTY.....	11 063	2 134	2 134	2 656	95 263	51 685	51 451	59 407
TOTAL.....	537 282	171 444	171 739	197 936	5 157 032	1 582 205	1 586 030	1 823 664
0320205	CLAMS, IN AIRTIGHT CONTAINERS (LB)							
ECUADOR.....	8 818	6 500	6 500	6 931	46 117	35 852	35 852	43 038
KOR REP.....	3 197	4 416	4 416	4 670	33 198	30 454	30 454	32 196
JAPAN.....	60 653	63 981	51 498	55 903	747 336	810 287	598 923	663 377
OTH CTY.....	4 415	4 534	4 534	5 013	22 868	25 544	25 544	28 434
TOTAL.....	77 083	79 431	66 948	72 517	849 519	902 137	690 773	767 045
0320210	CRABMEAT, PREPARED OR PRESERVED, INCLUDE PASTES AND SAUCES (LB)							
CANADA.....	-	-	-	-	66 192	148 747	149 479	149 479
VENEZ.....	84 216	176 944	176 944	186 900	415 383	836 337	836 337	895 610
CHINA T.....	15 162	20 182	20 154	21 318	145 910	221 608	221 728	233 289
OTH CTY.....	3 766	6 721	6 721	7 266	27 045	66 425	66 445	69 489
TOTAL.....	103 144	203 847	203 819	215 484	654 530	1 273 117	1 273 989	1 347 867

Table 2. Schedule A Commodity by Country of Origin, Customs, F.a.s., and C.i.f. Values—Continued

(See "Explanation of Statistics" for information on coverage, definitions of Customs, f.a.s., and c.i.f. values, sources of error in the data, OTH CTY (other countries), and other definitions and features of the import statistics. Shipments valued less than \$251 are shown only under Schedule A commodity number 990.0000 and excluded from all other commodities.)

Country of origin	Schedule A commodity number, description and unit of quantity							
	Current month				Cumulative, January to date			
	Net quantity	Value (dollars)			Net quantity	Value (dollars)		
Customs		F.a.s.	C.i.f.	Customs		F.a.s.	C.i.f.	
0320215	OYSTERS, SMOKED, IN AIRTIGHT CONTAINERS							(LB)
KOR REP.....	153 268	137 269	137 269	144 743	671 243	612 064	612 065	645 459
JAPAN.....	64 424	67 946	67 946	71 716	505 738	547 356	546 932	578 210
TOTAL.....	217 692	205 215	205 215	216 459	1 176 981	1 159 420	1 158 997	1 223 669
0320220	OYSTERS, EXCEPT SMOKED, IN AIRTIGHT CONTAINERS							(LB)
KOR REP.....	148 901	77 573	80 573	87 883	609 568	328 949	331 949	358 729
HG KONG.....	120 649	71 228	71 862	80 096	389 524	289 966	292 184	320 173
JAPAN.....	387 767	179 768	179 768	197 274	1 414 416	750 014	750 009	817 095
OTH CTY.....	2 332	1 763	1 763	1 929	14 010	6 773	6 773	7 795
TOTAL.....	659 649	330 332	333 966	367 182	2 427 518	1 375 702	1 380 915	1 503 792
0320225	SHELLFISH, ABALONE							(LB)
MEXICO.....	419 808	1 220 698	1 220 698	1 220 698	1 869 517	5 121 939	5 122 130	5 122 130
CHILE.....	50 004	80 146	80 146	85 007	51 104	81 144	81 144	86 258
NETHLS.....	6 177	28 084	28 084	29 649	215 651	378 336	378 336	400 860
AUSTRAL.....	62 955	143 873	143 870	153 818	227 749	519 801	519 647	539 882
OTH CTY.....	500	698	698	698	183	21 509	21 588	22 954
TOTAL.....	539 444	1 473 499	1 473 496	1 489 870	2 372 204	6 122 729	6 122 845	6 172 084
0320230	LOBSTERS IN AIRTIGHT CONTAINERS							(LB)
CANADA.....	541 000	2 870 896	2 874 121	2 874 121	1 074 801	5 654 950	5 656 194	5 658 325
OTH CTY.....	10 710	40 983	40 983	42 361	17 553	68 014	68 014	70 719
TOTAL.....	551 710	2 911 879	2 915 104	2 916 482	1 092 354	5 722 964	5 724 208	5 729 044
0320235	SHRIMP, PEELED, IN AIRTIGHT CONTAINERS							(LB)
CANADA.....	-	-	-	-	21 300	107 390	107 390	107 390
ECUADOR.....	13 900	29 095	29 095	30 327	38 860	73 376	73 376	76 678
BRAZIL.....	-	-	-	-	31 536	93 060	93 060	97 752
ICELAND.....	-	-	-	-	96 346	258 940	258 940	268 001
IRAN.....	-	-	-	-	91 778	175 897	175 897	187 435
INDIA.....	13 100	9 482	9 482	11 038	118 392	104 334	104 334	121 587
PAKISTN.....	13 500	29 452	29 492	32 040	56 425	84 980	85 020	95 130
THAILND.....	510	1 403	1 403	2 558	70 123	81 515	81 515	89 505
S VETNM.....	-	-	-	-	48 181	84 013	86 154	96 645
MALAYSA.....	6 720	7 355	7 355	8 476	97 371	106 184	106 184	113 447
CHINA T.....	-	-	-	-	45 198	37 616	37 580	42 140
CAMROON.....	-	-	-	-	41 898	41 898	41 898	45 149
OTH CTY.....	7 243	17 407	17 468	18 823	85 573	99 096	98 747	107 714
TOTAL.....	54 973	94 194	94 295	103 262	842 981	1 348 299	1 350 095	1 448 573
0320243	SHRIMP, PEELED, BUT NOT BREADED, NSPF, NOT IN AIRTIGHT CONTAINERS							(LB)
MEXICO.....	1 134	4 026	4 054	4 054	23 786	37 937	37 986	37 986
GUATMAL.....	66 550	88 204	88 204	91 625	108 250	125 987	125 987	131 447
NICARAG.....	13 000	25 737	25 737	26 697	52 100	61 643	68 643	71 907
TRINID.....	-	-	-	-	74 800	157 507	157 507	164 315
COLOMB.....	10 036	21 288	21 288	22 678	27 054	41 884	41 884	44 078
F GUIAN.....	-	-	-	-	29 550	34 509	34 509	36 771
ECUADOR.....	-	-	-	-	50 812	52 246	52 246	57 706
CHILE.....	18 000	28 800	28 800	31 758	29 800	46 900	46 900	51 766
INDIA.....	217 611	161 421	161 421	188 088	742 587	460 832	460 966	554 235
THAILND.....	141 664	212 324	213 049	234 943	559 292	936 173	937 295	1 033 115
MALAYSA.....	37 000	51 767	51 767	56 108	80 250	106 568	106 568	116 226
SINGAPR.....	27 140	36 739	36 739	39 348	37 633	50 443	50 443	54 092
INDNSIA.....	800	834	886	981	55 827	102 074	104 126	113 028
PHIL R.....	5 970	7 624	7 624	8 277	42 273	67 343	67 343	73 340
CHINA T.....	23 000	48 111	48 111	52 752	247 436	234 376	234 417	262 063
JAPAN.....	8 971	24 167	24 135	26 826	41 537	93 734	94 136	104 085
AUSTRAL.....	64 882	172 063	172 063	180 206	73 198	189 399	189 499	197 642
LIBERIA.....	120 880	229 847	229 902	244 685	120 880	229 847	229 902	244 685
OTH CTY.....	28 277	20 439	20 507	22 188	139 132	122 587	122 900	130 766
TOTAL.....	784 915	1 133 391	1 134 287	1 231 214	2 536 197	3 151 989	3 163 257	3 479 253
0320247	SHRIMP, PEELED, BREADED, NOT IN AIRTIGHT CONTAINERS							(LB)
CANADA.....	8 225	12 861	13 174	13 174	20 900	32 695	34 288	34 288
MEXICO.....	53 806	114 624	114 624	114 624	481 574	787 761	787 761	787 761
THAILND.....	-	-	-	-	36 440	66 374	66 714	71 840
JAPAN.....	48 000	87 802	87 802	97 156	48 000	87 802	87 802	97 156
OTH CTY.....	6 000	10 291	10 291	10 500	28 000	32 867	32 867	35 033
TOTAL.....	116 031	225 578	225 891	235 454	614 914	1 007 499	1 009 432	1 026 078
0320250	SHELLFISH, INCLUDING PASTES AND SAUCES, NSPF							(LB)
CANADA.....	660	396	396	396	106 645	59 767	60 194	60 194
MEXICO.....	8 804	4 099	4 099	4 199	46 104	56 581	56 604	56 694
BELIZE.....	35 930	23 482	23 482	25 158	274 891	152 086	152 086	163 166
HONDURA.....	16 018	9 610	9 611	10 000	84 061	54 529	54 530	56 812
BAHAMAS.....	-	-	-	-	110 612	325 259	325 963	331 485
JAMAICA.....	34 805	27 304	27 304	28 330	102 437	69 644	69 644	72 561
DOM REP.....	58 790	17 637	17 637	21 075	280 860	86 234	86 234	101 273
COLOMB.....	17 870	8 122	8 122	9 590	93 279	43 858	43 858	50 576
CHILE.....	18 000	40 500	40 500	41 783	218 120	424 598	424 598	441 981
DENMARK.....	525	640	640	704	58 177	47 296	47 297	52 080

Table 2. Schedule A Commodity by Country of Origin,
Customs, F.a.s., and C.i.f. Values—Continued

(See "Explanation of Statistics" for information on coverage, definitions of Customs, f.a.s., and c.i.f. values, sources of error in the data, OTH CTY (other countries), and other definitions and features of the import statistics. Shipments valued less than \$251 are shown only under Schedule A commodity number 990.0000 and excluded from all other commodities.)

Country of origin	Schedule A commodity number, description and unit of quantity							
	Current month				Cumulative, January to date			
	Net quantity	Value (dollars)			Net quantity	Value (dollars)		
		Customs	F.a.s.	C.i.f.		Customs	F.a.s.	C.i.f.
SPAIN.....	152 288	155 238	155 238	168 231	1 043 588	919 317	918 736	994 477
PORTUGL.....	15 507	13 798	13 798	17 204	143 073	127 197	127 077	150 946
INDIA.....	-	-	-	-	64 140	44 955	44 355	52 609
THAILND.....	12 063	19 692	19 692	22 879	48 556	83 451	83 451	94 110
S VETNM.....	-	-	-	-	37 826	46 373	46 373	51 995
SINGAPR.....	700	1 340	1 340	1 451	29 640	65 834	65 874	70 728
CHINA M.....	3 250	9 305	9 285	10 295	74 188	151 971	151 976	167 271
KOR REP.....	11 814	10 846	10 846	12 103	275 907	213 378	213 478	243 121
HG KONG.....	12 405	14 713	14 925	16 649	88 800	159 574	160 412	174 677
CHINA T.....	60 000	28 720	28 720	34 977	393 330	206 520	206 518	248 426
JAPAN.....	69 921	131 745	131 917	143 018	398 676	615 199	615 842	682 677
AUSTRAL.....	-	-	-	-	24 789	121 913	121 913	127 102
CNRY I.....	33 515	15 130	15 130	17 055	199 829	110 092	110 092	122 471
LIBERIA.....	-	-	-	-	121 000	199 650	199 650	203 223
REP SAF.....	-	-	-	-	166 043	69 163	69 163	83 263
OTH CTY.....	26 705	30 571	30 571	33 038	169 031	186 295	186 694	210 502
TOTAL.....	589 570	562 888	563 253	618 125	4 653 602	4 640 734	4 642 612	5 064 420
0320260	JUICES, CLAM AND OYSTER, IN AIRTIGHT CONTAINERS							(LB)
HG KONG.....	124 032	92 264	91 993	102 054	602 038	434 395	433 454	476 014
OTH CTY.....	4 950	2 052	2 052	2 411	94 000	46 817	46 817	51 609
TOTAL.....	128 982	94 316	94 045	104 465	696 038	481 212	480 271	527 623
0410020	WHEAT, SEED							(BU)
CANADA.....	303	2 265	2 370	2 370	22 683	148 870	151 408	151 408
MEXICO.....	-	-	-	-	13 782	110 857	111 024	111 024
TOTAL.....	303	2 265	2 370	2 370	36 465	259 727	262 432	262 432
0410040	WHEAT, EXCEPT SEED							(BU)
CANADA.....	-	-	-	-	5 375	36 723	37 235	37 235
TOTAL.....	-	-	-	-	5 375	36 723	37 235	37 235
0421000	RICE, PADDY OR ROUGH, BROWN, HULLS REMOVED, ALL OR IN PART							(LB)
OTH CTY.....	-	-	-	-	4 775	2 793	2 793	3 043
TOTAL.....	-	-	-	-	4 775	2 793	2 793	3 043
0422000	RICE, MILLED OR BROKEN, INCLUDING PATNA							(LB)
CANADA.....	-	-	-	-	191 600	33 404	33 404	33 404
ITALY.....	-	-	-	-	242 435	80 838	80 838	92 529
INDIA.....	3 895	1 893	1 893	2 175	180 205	70 675	70 675	77 044
PAKISTN.....	2 500	1 237	1 237	1 378	244 946	96 414	96 414	104 374
OTH CTY.....	1 102	1 102	1 102	1 202	7 265	3 974	3 974	4 671
TOTAL.....	7 497	4 232	4 232	4 755	866 451	285 305	285 305	312 022
0430000	BARLEY, UNMILLED							(BU)
CANADA.....	759 873	3 177 740	3 210 323	3 483 291	5 798 363	24 239 604	24 491 236	25 350 044
U KING.....	-	-	-	-	46	183 596	183 596	183 767
TOTAL.....	759 873	3 177 740	3 210 323	3 483 291	5 798 409	24 423 200	24 674 832	25 533 811
0440000	CORN, UNMILLED							(BU)
CANADA.....	358	18 117	18 476	18 476	70 794	1 597 499	1 613 608	1 614 271
MEXICO.....	-	-	-	-	28 815	370 368	370 368	370 368
COLOMB.....	63 346	257 892	257 892	301 391	197 450	797 524	797 524	933 033
CHILE.....	371	7 529	7 529	12 389	4 347	88 329	88 329	98 973
BRAZIL.....	17 322	61 600	61 600	79 703	134 718	486 179	486 179	620 027
PARAGUA.....	-	-	-	-	66 085	223 899	223 899	301 938
ARGENT.....	124 984	442 550	442 549	579 941	270 471	2 111 058	2 111 057	2 599 391
FRANCE.....	-	-	-	-	66 655	2 005 917	2 005 917	2 192 994
SPAIN.....	-	-	-	-	37 350	567 050	567 050	682 903
ITALY.....	-	-	-	-	12 981	209 389	209 389	244 431
YUGOSLV.....	-	-	-	-	153 415	3 978 362	3 978 362	4 334 980
REP SAF.....	-	-	-	-	15 233	78 379	75 539	81 948
OTH CTY.....	107	1 092	1 092	2 012	1 245	13 550	13 550	18 450
TOTAL.....	206 488	788 780	789 138	993 912	1 059 559	12 527 503	12 540 771	14 093 707
0451000	RYE, UNMILLED							(BU)
CANADA.....	-	-	-	-	254 841	633 214	665 278	688 819
TOTAL.....	-	-	-	-	254 841	633 214	665 278	688 819
0452000	OATS, UNMILLED							(BU)
CANADA.....	95 341	161 061	182 251	182 251	125 792	226 127	248 834	248 834
TOTAL.....	95 341	161 061	182 251	182 251	125 792	226 127	248 834	248 834
0459000	CEREALS, UNMILLED, NES							
CANADA.....	-	23 607	23 800	23 800	-	920 065	934 058	934 058
FRANCE.....	-	20 278	20 278	22 859	-	79 042	79 042	90 649
AUSTRAL.....	-	-	-	-	-	108 364	108 364	133 841
MOROC.....	-	-	-	-	-	56 150	56 150	70 738
OTH CTY.....	-	-	-	-	-	30 428	30 428	31 209
TOTAL.....	-	43 885	44 078	46 659	-	1 194 049	1 208 042	1 260 495

Table 2. **Schedule A Commodity by Country of Origin, Customs, F.a.s., and C.i.f. Values—Continued**

(See "Explanation of Statistics" for information on coverage, definitions of Customs, f.a.s., and c.i.f. values, sources of error in the data, OTH CTY (other countries), and other definitions and features of the import statistics. Shipments valued less than \$251 are shown only under Schedule A commodity number 990.0000 and excluded from all other commodities.)

Country of origin	Schedule A commodity number, description and unit of quantity							
	Current month				Cumulative, January to date			
	Net quantity	Value (dollars)			Net quantity	Value (dollars)		
Customs		F.a.s.	C.i.f.	Customs		F.a.s.	C.i.f.	
0481200	CEREAL BREAKFAST FOODS AND PREPARATIONS							(LB)
CANADA.....	260 523	113 646	100 120	116 543	1 619 397	653 769	604 636	673 750
MEXICO.....	-	-	-	-	261 850	33 488	33 488	33 488
COLOMB.....	-	-	-	-	1 134 123	406 296	406 296	457 400
U KING.....	661	445	445	533	1 642 968	599 644	599 855	674 252
BELGIUM.....	640	980	980	1 185	39 697	40 845	43 751	47 915
SWITZLD.....	64 476	41 939	41 939	44 331	282 324	170 407	170 407	182 717
OTH CTY.....	128 423	28 422	28 424	32 406	274 069	77 549	77 333	95 009
TOTAL.....	454 723	185 432	171 908	194 998	5 254 428	1 981 998	1 935 766	2 164 531
0482000	MALT							(CWT)
CANADA.....	85 996	1 195 321	1 235 969	1 236 079	456 306	6 143 117	5 315 579	6 380 081
U KING.....	400	7 729	7 729	9 880	2 035	40 381	40 381	50 643
OTH CTY.....	-	-	-	-	43	1 075	1 075	1 280
TOTAL.....	86 396	1 203 050	1 243 698	1 245 959	458 384	6 184 573	5 357 035	6 432 004
0483000	MACARONI, SPAGHETTI, NOODLES, VERMICELLI AND SIMILAR PRODUCTS							(LB)
CANADA.....	1 449 949	491 793	499 405	499 406	11 762 850	3 933 022	4 006 771	4 007 248
MEXICO.....	289 046	65 549	65 549	65 549	3 091 063	730 671	731 090	731 090
DOM REP.....	67 479	24 815	24 815	26 315	556 398	215 002	214 381	230 360
SWITZLD.....	-	-	-	-	102 337	86 178	86 178	93 364
ITALY.....	769 399	255 562	256 098	316 839	5 066 995	1 648 488	1 650 901	2 034 057
GREECE.....	44 090	12 129	12 129	15 857	310 783	79 209	79 229	99 165
SINGAPR.....	40 835	11 699	11 699	16 046	193 350	63 401	63 401	81 125
PHIL R.....	72 674	44 783	44 783	56 512	347 579	207 799	207 746	254 014
CHINA M.....	33 633	15 565	15 627	18 080	242 716	117 397	117 379	140 555
HG KONG.....	178 008	116 093	117 083	133 422	839 240	576 194	579 159	653 236
CHINA T.....	105 269	61 219	61 214	75 464	361 905	242 932	242 836	290 249
JAPAN.....	376 564	133 169	133 169	157 219	1 687 697	604 124	602 837	705 033
OTH CTY.....	52 641	22 791	22 791	27 085	342 528	140 073	140 073	163 061
TOTAL.....	3 479 587	1 255 167	1 264 362	1 407 794	24 905 441	8 644 490	8 721 981	9 482 557
0484100	BREAD MADE WITH THE USE OF YEAST AS THE LEAVENING SUBSTANCE							(LB)
CANADA.....	1 574 568	331 392	343 116	343 116	8 607 716	1 955 819	2 022 359	2 023 359
SWEDEN.....	83 605	29 096	29 096	38 401	629 103	221 067	220 922	288 698
NORWAY.....	54 602	10 927	10 927	13 843	236 229	82 429	81 429	98 291
FINLAND.....	42 406	23 809	23 809	29 223	125 758	64 433	64 433	81 359
NETHLDs.....	61 290	52 690	52 690	62 934	202 889	162 661	162 652	195 607
FRANCE.....	783	962	962	1 055	76 639	56 996	56 996	69 060
ITALY.....	15 786	12 338	12 338	15 121	58 125	45 701	45 701	58 606
JAPAN.....	71 206	19 845	19 845	27 753	213 714	57 920	57 920	81 987
OTH CTY.....	12 295	9 472	9 472	11 550	235 101	74 731	74 722	95 750
TOTAL.....	1 916 541	490 531	502 255	542 596	10 385 274	2 721 757	2 787 134	2 992 717
0484300	BISCUITS, CAKES, PASTRY AND SIMILAR BAKED PRODUCTS, INCLUDING INEDIBLE WAFERS							(LB)
CANADA.....	3 362 404	1 814 354	1 758 370	1 766 898	16 698 141	9 417 304	9 099 680	9 108 555
MEXICO.....	131 995	38 770	38 867	38 867	1 561 305	467 178	468 952	468 952
DOM REP.....	72 280	50 403	45 109	50 199	498 976	297 095	290 869	317 944
COLOMB.....	14 681	6 150	6 323	6 893	708 163	273 590	273 763	305 974
BRAZIL.....	31 570	13 251	13 251	15 769	408 153	168 976	168 976	205 697
SWEDEN.....	33 466	19 082	14 834	17 896	232 227	94 257	84 738	106 995
NORWAY.....	17 152	9 660	9 657	11 523	171 715	85 281	85 278	102 233
FINLAND.....	42 742	26 056	25 959	30 499	239 455	146 116	134 724	158 141
DENMARK.....	110 246	129 908	126 394	141 810	875 966	962 538	951 941	1 086 742
U KING.....	432 411	297 822	295 171	337 056	4 115 203	2 808 923	2 735 771	3 167 309
IRELAND.....	2 774	2 145	2 145	2 747	80 542	62 088	62 088	70 426
NETHLDs.....	320 465	259 720	259 720	285 898	1 794 027	1 474 384	1 471 122	1 614 021
BELGIUM.....	20 857	16 945	16 945	20 178	209 341	174 818	175 855	207 229
FRANCE.....	22 504	27 038	27 301	29 705	211 415	182 576	181 864	206 454
W GERM.....	96 865	100 913	81 117	121 300	663 668	709 935	587 893	830 748
AUSTRIA.....	19 122	12 835	12 835	14 008	117 640	78 608	78 608	85 244
SWITZLD.....	40 289	50 735	50 735	54 862	349 195	456 887	456 889	496 033
POLAND.....	39 618	19 981	19 981	23 891	126 512	63 878	63 878	74 675
PORTUGL.....	6 808	4 618	4 624	5 197	54 445	31 358	31 375	36 169
ITALY.....	22 102	42 436	40 934	44 595	106 947	154 050	152 555	170 817
ISRAEL.....	123 460	85 041	72 769	83 171	1 703 993	738 869	724 699	872 548
PHIL R.....	1 264	2 316	2 316	2 718	42 677	30 074	30 074	34 889
HG KONG.....	13 042	18 594	18 553	21 198	156 882	159 630	159 623	189 258
CHINA T.....	9 000	8 887	8 887	10 419	44 914	44 487	44 517	52 925
JAPAN.....	248 231	245 971	249 150	289 418	1 270 482	1 179 248	1 187 568	1 398 647
OTH CTY.....	43 096	29 863	29 863	37 891	196 523	121 003	120 821	145 277
TOTAL.....	5 278 444	3 333 494	3 231 810	3 464 612	32 638 507	20 383 151	19 824 121	21 513 902
0486000	FLOUR, MEAL AND GROATS OF CEREALS, AND OTHER CEREAL PREPARATION, OBTAINED BY PEARLING ETC							
CANADA.....	-	113 341	120 384	120 384	-	826 346	852 693	862 141
IRELAND.....	-	8 714	8 714	11 237	-	40 315	41 407	50 950
NETHLDs.....	-	6 245	6 245	7 860	-	34 498	33 555	41 054
HG KONG.....	-	22 422	22 348	25 119	-	126 247	126 315	140 000
OTH CTY.....	-	10 575	10 580	12 066	-	62 709	62 748	75 953
TOTAL.....	-	161 297	168 271	176 666	-	1 090 115	1 116 718	1 170 098
0488100	MALT EXTRACT							
CANADA.....	-	1 788	1 788	1 788	-	29 981	30 151	30 151

Table 2. Schedule A Commodity by Country of Origin, Customs, F.a.s., and C.i.f. Values—Continued

(See "Explanation of Statistics" for information on coverage, definitions of Customs, f.a.s., and c.i.f. values, sources of error in the data, OTH CTY (other countries), and other definitions and features of the import statistics. Shipments valued less than \$251 are shown only under Schedule A commodity number 990.0000 and excluded from all other commodities.)

Country of origin	Schedule A commodity number, description and unit of quantity							
	Current month				Cumulative, January to date			
	Net quantity	Value (dollars)			Net quantity	Value (dollars)		
Customs		F.a.s.	C.i.f.	Customs		F.a.s.	C.i.f.	
U KING.....	-	15 916	15 916	18 581	-	47 762	47 762	56 754
OTH CTY.....	-	-	-	-	-	300	300	422
TOTAL.....	-	17 704	17 704	20 369	-	78 043	78 213	87 327
0511000	ORANGES, EXCEPT MANDARIN, PACKED IN AIRTIGHT CONTAINERS							(LB)
MEXICO.....	54 696	12 960	12 960	12 960	10 312 490	1 100 525	1 121 306	1 121 306
SPAIN.....	61 707	19 323	19 323	22 899	233 100	56 478	56 478	68 179
ISRAEL.....	290 373	76 311	76 311	91 720	10 068 585	900 518	900 518	1 240 145
OTH CTY.....	13 489	6 432	6 470	7 351	104 198	54 141	54 197	60 595
TOTAL.....	420 265	115 026	115 064	134 930	20 718 373	2 111 662	2 132 499	2 490 225
0512000	OTHER CITRUS FRUIT							(LB)
MEXICO.....	425 099	53 124	53 179	53 279	5 489 105	860 643	866 817	866 917
JAMAICA.....	343 490	21 958	21 958	34 724	951 980	57 037	55 163	90 841
ISRAEL.....	559 137	151 336	151 336	186 110	2 147 482	572 575	572 575	712 407
OTH CTY.....	33 706	12 740	12 764	15 184	394 242	81 004	81 166	102 110
TOTAL.....	1 361 432	239 158	239 237	289 297	8 982 809	1 571 259	1 575 721	1 772 275
0513020	BANANAS, FRESH							(LB)
MEXICO.....	1 213 288	52 724	64 940	64 940	5 459 827	250 525	282 105	282 105
GUATMAL.....	69 146 881	2 809 457	2 809 538	3 989 877	251 072 923	10 215 915	10 215 996	14 076 018
HONDURA.....	55 175 540	2 963 575	2 963 575	4 073 038	212 363 348	12 084 224	12 074 497	16 007 455
NICARAG.....	11 094 280	649 014	649 014	912 501	118 349 440	6 501 602	5 501 602	9 017 747
C RICA.....	108 076 028	6 129 571	6 067 734	8 483 188	572 599 017	32 126 772	31 459 691	43 849 114
PANAMA.....	9 046 815	453 976	351 824	571 422	170 886 630	6 560 929	5 470 892	10 313 133
COLOMB.....	22 956 910	1 076 921	1 018 887	1 628 887	155 210 982	6 993 533	6 909 570	11 167 397
VENEZ.....	1 105 517	114 399	114 404	182 974	4 740 743	413 785	414 293	669 473
ECUADOR.....	86 982 965	4 317 158	4 317 158	6 532 585	582 914 331	27 652 122	27 642 084	41 870 853
BRAZIL.....	-	-	-	-	2 513 000	148 895	148 895	222 400
OTH CTY.....	-	-	-	-	294 920	19 903	19 903	27 856
TOTAL.....	364 798 224	18 566 795	18 357 074	26 439 412	2 076 405 161	102 968 205	101 139 528	147 503 551
0513040	PLANTAINS, FRESH							(LB)
GUATMAL.....	197 150	12 940	12 940	19 035	2 009 380	103 677	103 677	165 310
C RICA.....	489 280	27 062	26 923	38 594	3 291 823	171 141	167 717	247 877
DOM REP.....	268 030	22 775	22 775	30 391	3 058 047	240 182	240 182	319 889
COLOMB.....	3 978 062	139 502	130 571	187 685	26 748 576	995 596	986 565	1 445 560
VENEZ.....	589 502	44 685	44 685	80 344	5 736 163	484 214	485 667	851 714
ECUADOR.....	3 515 638	174 368	174 368	287 675	19 047 370	1 048 233	1 048 234	1 657 132
OTH CTY.....	44 132	4 412	4 412	4 412	473 967	36 033	33 644	42 013
TOTAL.....	9 081 794	425 744	416 674	648 136	60 365 326	3 079 076	3 065 786	4 729 495
0514000	APPLES, FRESH							(LB)
CANADA.....	3 348 407	265 655	273 645	273 645	39 444 150	5 029 787	5 157 502	5 157 502
CHILE.....	-	-	-	-	1 323 710	165 314	165 314	315 637
AUSTRAL.....	1 790 885	223 534	223 090	431 804	1 790 885	223 534	223 090	431 804
N ZEAL.....	8 336 368	1 671 951	1 672 300	2 236 139	10 976 192	2 373 253	2 374 395	3 024 598
OTH CTY.....	-	-	-	-	261 320	6 149	6 549	6 549
TOTAL.....	13 475 660	2 161 140	2 169 035	2 941 588	53 796 257	7 798 037	7 926 850	8 936 090
0515000	GRAPES, FRESH							(CFT)
MEXICO.....	81 509	358 656	358 676	358 676	82 641	363 348	363 368	363 368
CHILE.....	115 661	204 529	204 029	310 044	1 581 222	8 942 027	8 943 528	14 217 069
REP SAF.....	-	-	-	-	68 230	170 557	170 557	348 132
OTH CTY.....	-	-	-	-	5 697	40 140	40 140	59 342
TOTAL.....	197 170	563 185	562 705	668 720	1 737 790	9 516 072	9 517 593	14 987 911
0517110	COCONUTS							(NO)
MEXICO.....	129 518	16 907	18 507	18 507	1 356 219	158 437	177 638	177 638
HONDURA.....	274 300	43 493	43 493	51 205	1 476 060	230 057	230 057	268 353
DOM REP.....	346 000	50 000	50 000	60 592	3 735 511	755 195	755 195	884 792
W SAMOA.....	24 582	2 892	2 892	3 678	220 662	35 236	35 236	44 008
OTH CTY.....	3 006	361	361	898	475 959	41 301	41 301	58 978
TOTAL.....	777 406	113 653	115 253	134 880	7 264 411	1 220 226	1 239 427	1 433 769
0517120	COCONUT MEAT, FRESH, FROZEN, OR SHREDDED AND DESICCATED OR SIMILARLY PREPARED, EXC COPRA							(LB)
SALVADR.....	31 050	9 315	9 315	10 562	233 205	67 011	67 011	75 056
C RICA.....	-	-	-	-	295 342	73 633	73 633	83 198
JAMAICA.....	91 650	23 142	23 142	25 848	396 600	91 146	91 146	101 439
SRI LKA.....	-	-	-	-	140 000	54 302	54 302	63 265
PHIL R.....	3 023 725	699 871	699 879	850 275	28 985 758	9 357 071	9 357 034	10 727 814
OPAC IS.....	18 231	4 813	4 813	6 313	109 342	38 997	38 997	45 620
OTH CTY.....	28 789	9 353	9 357	10 977	136 544	48 874	48 888	54 620
TOTAL.....	3 193 445	746 494	746 506	903 975	30 296 791	9 731 034	9 731 011	11 151 012
0517130	BRAZIL NUTS, NOT SHELLLED							(LB)
BOLIVIA.....	-	-	-	-	145 860	104 734	104 734	110 542
BRAZIL.....	3 460 569	870 333	870 333	1 096 097	5 761 422	1 455 777	1 451 017	1 810 719
OTH CTY.....	-	-	-	-	16 830	13 002	13 002	14 443
TOTAL.....	3 460 569	870 333	870 333	1 096 097	5 924 112	1 573 513	1 568 753	1 935 704

Table 2. **Schedule A Commodity by Country of Origin, Customs, F.a.s., and C.i.f. Values—Continued**

(See "Explanation of Statistics" for information on coverage, definitions of Customs, f.a.s., and c.i.f. values, sources of error in the data, OTH CTY (other countries), and other definitions and features of the import statistics. Shipments valued less than \$251 are shown only under Schedule A commodity number 990.0000 and excluded from all other commodities.)

Country of origin	Schedule A commodity number, description and unit of quantity							
	Current month				Cumulative, January to date			
	Net quantity	Value (dollars)			Net quantity	Value (dollars)		
Customs		F.a.s.	C.i.f.	Customs		F.a.s.	C.i.f.	
0517140	BRAZIL NUTS, SHELLED, BLANCHED OR OTHERWISE PREPARED OR PRESERVED							(LB)
PERU.....	65 076	39 487	39 487	43 296	555 320	375 547	375 547	413 351
BOLIVIA.....	92 538	50 765	50 765	58 818	431 712	246 638	246 638	275 979
BRAZIL.....	530 409	275 025	275 025	321 752	3 600 769	1 906 245	1 905 648	2 231 019
OTH CTY.....	-	-	-	-	69 432	24 301	24 301	30 435
TOTAL.....	688 023	365 277	365 277	423 866	4 657 233	2 552 731	2 552 134	2 950 784
0517150	CASHEW NUTS, WHETHER OR NOT PREPARED OR PRESERVED							(LB)
CANADA.....	102 500	103 325	103 879	103 879	473 275	454 767	456 966	456 966
BRAZIL.....	2 104 100	1 760 452	1 760 452	1 902 863	9 400 869	7 164 987	7 166 034	7 798 798
ARGENT.....	-	-	-	-	36 150	31 350	31 350	34 729
U KING.....	31 000	37 431	37 431	39 259	31 000	37 431	37 431	39 259
INDIA.....	2 879 752	3 410 697	3 409 690	3 621 367	7 802 601	8 438 823	8 415 788	8 969 802
CHINA M.....	20 000	25 100	25 232	25 232	76 135	87 222	87 754	88 719
KENYA.....	90 850	56 022	56 022	64 795	271 200	162 080	162 080	192 084
TNZANIA.....	370 500	315 577	315 712	338 321	773 500	591 571	593 821	656 321
MOZAMBO.....	3 267 850	2 344 314	2 343 098	2 607 193	16 099 700	11 147 393	11 144 037	12 489 796
REP SAF.....	5 000	3 100	3 100	3 441	183 950	176 751	172 893	190 641
OTH CTY.....	-	-	-	-	84 600	56 965	57 039	61 687
TOTAL.....	8 871 552	8 056 018	8 054 616	8 706 350	35 232 980	28 349 340	28 325 193	30 978 802
0517210	CHESTNUTS, INCLUDING MARRONS, CRUDE, OR PEELED, DRIED, OR BAKED							(LB)
DOM REP.....	82 000	10 000	10 000	11 860	165 510	31 013	31 013	36 643
ITALY.....	16 885	7 675	7 675	9 281	590 968	242 488	242 488	297 597
CHINA M.....	28 219	18 343	18 343	21 760	60 719	34 768	34 808	38 225
OTH CTY.....	6 612	6 037	6 032	7 274	76 820	40 770	40 765	48 901
TOTAL.....	133 716	42 055	42 050	50 175	894 017	349 039	349 074	421 366
0517220	PISTACHE NUTS, WHETHER OR NOT SHELLED, BLANCHED OR OTHERWISE PREPARED OR PRESERVED							(LB)
ITALY.....	-	-	-	-	48 415	129 255	129 255	136 575
TURKEY.....	783 129	935 634	935 634	984 039	1 686 896	2 075 166	2 075 166	2 180 090
IRAN.....	905 980	1 030 440	1 030 440	1 097 630	2 466 106	2 892 052	2 892 052	3 071 057
TOTAL.....	1 689 109	1 966 074	1 966 074	2 081 669	4 201 417	5 096 473	5 096 473	5 387 722
0517230	FILBERTS, WHETHER OR NOT SHELLED, BLANCHED OR OTHERWISE PREPARED OR PRESERVED							(LB)
ITALY.....	46 297	44 121	44 121	47 810	150 033	140 531	140 531	152 551
TURKEY.....	821 294	708 787	708 787	761 293	1 890 590	1 692 449	1 692 797	1 809 466
OTH CTY.....	525	519	519	559	865	796	796	836
TOTAL.....	868 116	753 427	753 427	809 662	2 041 488	1 833 776	1 834 124	1 962 853
0517240	PECANS, WHETHER OR NOT SHELLED, BLANCHED, OR OTHERWISE PREPARED OR PRESERVED							(LB)
OTH CTY.....	-	-	-	-	10 720	4 893	4 893	5 917
TOTAL.....	-	-	-	-	10 720	4 893	4 893	5 917
0517250	PIGNOLIA NUTS, WHETHER OR NOT SHELLED, BLANCHED OR OTHERWISE PREPARED OR PRESERVED							(LB)
SPAIN.....	-	-	-	-	57 275	132 565	132 565	137 770
PORTUGL.....	27 548	54 707	54 707	57 459	162 573	367 080	367 080	381 645
CHINA M.....	17 637	31 445	31 445	32 444	22 046	39 570	39 570	40 817
OTH CTY.....	-	-	-	-	15 992	21 846	21 846	22 564
TOTAL.....	45 185	86 152	86 152	89 903	257 886	561 061	561 061	582 796
0517260	WALNUTS, EXCEPT PICKLED IMMATURE, WHETHER OR NOT SHELLED OR OTHERWISE PREPARED OR PRESERVED							(LB)
OTH CTY.....	1 000	397	397	438	5 409	3 841	3 841	4 120
TOTAL.....	1 000	397	397	438	5 409	3 841	3 841	4 120
0517270	NUTS, EDIBLE, NES, INCL MIXTURES, WHETHER OR NOT SHELLED, BLANCHED OR OTHERWISE PREP OR PRES							(LB)
CHINA M.....	2 089	938	995	1 225	47 881	45 031	45 311	50 877
OTH CTY.....	3 617	3 974	3 974	4 338	27 257	48 446	48 474	52 637
TOTAL.....	5 706	4 912	4 969	5 563	75 138	93 477	93 785	103 514
0519200	PEARS, FRESH OR IN BRINE							(LB)
CANADA.....	-	-	-	-	361 043	53 489	57 301	57 301
CHILE.....	-	-	-	-	2 875 331	382 438	382 438	648 277
AUSTRAL.....	4 951 336	941 081	940 981	1 440 631	9 058 254	1 730 845	1 730 745	2 650 118
REP SAF.....	-	-	-	-	3 216 622	257 941	257 941	502 713
OTH CTY.....	-	-	-	-	12 635	2 152	2 152	3 573
TOTAL.....	4 951 336	941 081	940 981	1 440 631	15 523 885	2 426 865	2 430 577	3 861 982
0519300	APRICOTS A PEACHES, FRESH OR IN BRINE, A CHERRIES, PRUNES, PRUNELLES AND PLUMS, FRESH							(LB)
CHILE.....	-	-	-	-	4 200 690	1 226 429	1 226 422	1 717 059
N ZEAL.....	-	-	-	-	90 197	34 900	34 900	71 450
OTH CTY.....	264	303	314	314	95 924	24 000	24 316	30 531
TOTAL.....	264	303	314	314	4 386 811	1 285 329	1 285 638	1 819 040
0519420	BLUEBERRIES, FRESH OR IN BRINE							(LB)
OTH CTY.....	-	-	-	-	1 540	618	621	621
TOTAL.....	-	-	-	-	1 540	618	621	621

Table 2. Schedule A Commodity by Country of Origin, Customs, F.a.s., and C.i.f. Values—Continued

(See "Explanation of Statistics" for information on coverage, definitions of Customs, f.a.s., and c.i.f. values, sources of error in the data, OTH CTY (other countries), and other definitions and features of the import statistics. Shipments valued less than \$251 are shown only under Schedule A commodity number 990.0000 and excluded from all other commodities.)

Country of origin	Schedule A commodity number, description and unit of quantity							
	Current month				Cumulative, January to date			
	Net quantity	Value (dollars)			Net quantity	Value (dollars)		
Customs		F.a.s.	C.i.f.	Customs		F.a.s.	C.i.f.	
0519440	BERRIES, EXCEPT BLUEBERRIES, FRESH OR IN BRINE							(LB)
CANADA.....	134 321	55 124	56 329	56 329	134 321	55 124	56 329	56 329
MEXICO.....	-	-	-	-	25 390 239	5 389 435	6 014 160	6 025 010
N ZEAL.....	442 857	260 605	260 605	302 153	554 984	341 529	341 529	429 607
OTH CTY.....	2 000	912	912	1 132	10 392	8 502	8 502	9 911
TOTAL.....	579 178	316 641	317 846	359 614	26 089 936	5 794 590	6 420 520	6 520 857
0519500	PINEAPPLES AND OTHER TROPICAL FRUIT EXCEPT BANANAS AND DATES, FRESH							
MEXICO.....	-	645 564	734 744	734 748	-	2 550 190	2 936 330	2 936 334
HONDURA.....	-	296 378	296 378	386 197	-	1 094 501	1 094 501	1 390 242
HAITI.....	-	122 680	122 680	172 961	-	333 421	334 089	446 535
DOM REP.....	-	15 984	15 984	20 957	-	40 792	40 792	53 721
INDIA.....	-	14 519	14 569	17 308	-	121 091	120 048	150 194
OTH CTY.....	-	16 679	16 594	19 249	-	76 844	76 672	89 906
TOTAL.....	-	1 111 804	1 200 949	1 351 420	-	4 216 839	4 602 432	5 066 932
0519920	MELONS, FRESH, EXCEPT CANTALOUPE AND WATERMELONS							(LB)
MEXICO.....	593 945	59 747	67 209	67 209	16 146 902	1 239 871	1 354 564	1 355 579
GUATMAL.....	12 065	984	984	2 151	710 319	47 928	47 928	81 698
SALVADR.....	-	-	-	-	2 126 746	156 961	156 961	239 547
VENEZ.....	-	-	-	-	360 809	58 740	57 156	87 801
ECUADOR.....	-	-	-	-	665 208	73 368	73 368	116 239
PERU.....	-	-	-	-	460 120	69 018	69 018	98 708
SPAIN.....	-	-	-	-	410 394	63 113	50 275	79 384
OTH CTY.....	-	-	-	-	100 225	16 224	16 224	24 764
TOTAL.....	606 010	60 731	68 193	69 360	20 980 723	1 725 223	1 825 494	2 083 720
0519940	FRUITS, FRESH, NES, INCL CANTALOUPE AND WATERMELONS							(LB)
MEXICO.....	79 793 560	5 447 329	5 530 846	5 529 189	261 477 966	17 938 461	19 883 023	19 897 036
DOM REP.....	75 540	9 016	8 753	14 703	538 295	57 904	52 092	68 731
OTH CTY.....	605 760	25 554	26 044	26 394	1 853 815	76 816	77 531	122 638
TOTAL.....	80 474 860	5 481 899	5 565 643	5 570 286	263 870 076	18 073 181	20 012 646	20 088 405
0520120	DATES, FRESH OR DRIED, WITH PITS							(LB)
IRAQ.....	-	-	-	-	4 763 250	840 366	840 366	1 105 491
IRAN.....	-	-	-	-	2 845 610	525 542	525 542	702 041
CHINA M.....	2 913	3 404	3 433	3 915	36 899	38 711	38 837	43 230
OTH CTY.....	2 020	2 896	2 939	3 292	13 368	17 193	17 252	19 268
TOTAL.....	4 933	6 300	6 372	7 207	7 659 127	1 421 812	1 421 997	1 870 030
0520140	DATES, FRESH OR DRIED, WITH PITS REMOVED							(LB)
IRAQ.....	39 325	11 798	11 873	11 873	2 327 075	340 000	340 075	466 306
IRAN.....	-	-	-	-	10 735 474	1 894 451	1 894 451	2 505 124
JAPAN.....	-	-	-	-	220 275	37 447	37 447	46 297
OTH CTY.....	1 500	940	940	1 034	29 850	19 123	19 239	22 539
TOTAL.....	40 825	12 738	12 813	12 907	13 312 654	2 291 021	2 291 212	3 040 266
0520160	BANANAS, DRIED							(LB)
ECUADOR.....	95 000	48 100	48 100	51 115	260 000	126 900	126 906	135 535
OTH CTY.....	8 808	3 674	3 674	4 140	96 029	48 230	48 230	55 827
TOTAL.....	103 808	51 774	51 774	55 255	356 029	175 130	175 136	191 362
0520200	FIGS, DRIED							(LB)
TURKEY.....	-	-	-	-	45 031	30 885	30 885	33 257
TOTAL.....	-	-	-	-	45 031	30 885	30 885	33 257
0520300	RAISINS, DRIED							(LB)
GREECE.....	-	-	-	-	122 750	52 078	52 078	55 439
OTH CTY.....	-	-	-	-	40 915	22 131	22 463	23 306
TOTAL.....	-	-	-	-	163 665	74 209	74 541	78 745
0520900	FRUIT, DRIED, NSPF							(LB)
ARGENT.....	43 450	30 007	30 007	32 588	220 024	138 264	138 264	151 127
TURKEY.....	39 000	31 419	31 419	33 170	172 481	147 336	147 336	155 283
IRAN.....	87 955	41 326	41 326	45 861	775 734	330 746	330 746	396 806
AUSTRAL.....	-	-	-	-	250 549	318 931	320 602	335 701
OTH CTY.....	14 007	9 686	9 686	11 034	166 571	98 790	99 548	112 449
TOTAL.....	184 412	112 438	112 438	122 653	1 585 359	1 034 067	1 036 496	1 151 366
0532020	CHERRIES, CANDIED, CRYSTALLIZED, OR GLACE							(LB)
FRANCE.....	85 201	41 129	41 129	44 562	505 145	275 040	275 040	295 638
OTH CTY.....	-	-	-	-	331	408	408	421
TOTAL.....	85 201	41 129	41 129	44 562	505 476	275 448	275 448	296 059
0532040	FRUITS, EXC CHERRIES, FRUIT PEELS & OTHER VEG SUBSTANCES, CANDIED, CRYSTALLIZED OR GLACE							(LB)
MEXICO.....	274 300	124 080	124 455	124 455	965 003	402 109	403 288	403 288
CHINA M.....	12 579	8 257	8 267	9 242	56 117	35 080	35 191	38 855
CHINA T.....	81 056	48 288	48 288	53 755	442 788	285 463	285 537	312 978
AUSTRAL.....	31 642	35 716	35 716	38 001	123 082	124 225	122 189	130 132

Table 2. Schedule A Commodity by Country of Origin, Customs, F.a.s., and C.i.f. Values—Continued

(See "Explanation of Statistics" for information on coverage, definitions of Customs, f.a.s., and c.i.f. values, sources of error in the data, OTH CTY (other countries), and other definitions and features of the import statistics. Shipments valued less than \$251 are shown only under Schedule A commodity number 990.0000 and excluded from all other commodities.)

Country of origin	Schedule A commodity number, description and unit of quantity							
	Current month				Cumulative, January to date			
	Net quantity	Value (dollars)			Net quantity	Value (dollars)		
Customs		F.a.s.	C.i.f.	Customs		F.a.s.	C.i.f.	
OTH CTY.....	10 014	9 559	9 559	10 469	92 315	77 721	78 063	87 476
TOTAL.....	409 591	225 900	226 285	235 922	1 679 305	924 598	924 268	972 729
0533010	PASTE AND PULP, FIG							(LB)
SPAIN.....	-	-	-	-	1 295 000	401 372	401 372	451 250
PORTUGL.....	150 000	37 316	37 316	43 107	1 959 150	574 856	571 275	648 376
TURKEY.....	-	-	-	-	3 227 936	989 286	989 281	1 117 795
TOTAL.....	150 000	37 316	37 316	43 107	6 482 086	1 965 514	1 961 928	2 217 421
0533020	FRUIT PASTE AND PULP, NES							(LB)
MEXICO.....	1 407 629	214 423	246 482	247 232	5 681 715	878 995	963 951	965 583
HONDURA.....	350 175	11 597	11 597	13 921	7 335 403	340 629	340 629	443 983
C RICA.....	95 948	19 302	19 302	22 934	366 085	87 732	87 732	101 194
PANAMA.....	-	-	-	-	2 644 730	124 859	124 859	152 420
DOM REP.....	223 321	59 514	57 930	65 914	1 804 153	432 953	428 800	476 477
COLOMB.....	18 748	5 400	5 400	5 951	157 704	30 970	30 970	36 530
BRAZIL.....	338 423	59 263	59 263	72 073	1 595 399	255 938	255 938	316 954
ARGENT.....	22 500	8 321	8 321	10 110	104 960	33 658	33 658	38 671
INDIA.....	13 500	6 950	7 966	9 193	84 021	39 672	40 688	48 212
OTH CTY.....	7 485	1 952	1 952	2 233	487 906	77 960	77 372	94 695
TOTAL.....	2 477 729	386 722	418 213	449 561	20 262 076	2 303 366	2 384 597	2 674 719
0533030	JELLIES, JAMS, MARMALADES AND FRUIT BUTTERS OF CURRANT AND OTHER BERRIES							(LB)
CANADA.....	13 330	9 984	10 045	10 045	476 628	323 512	325 465	325 600
MEXICO.....	-	-	-	-	798 357	237 823	237 042	237 042
U KING.....	40 474	30 290	30 290	33 681	232 190	166 771	166 096	189 683
OTH CTY.....	24 070	13 721	13 756	15 601	141 841	75 723	75 625	87 246
TOTAL.....	77 874	53 995	54 091	59 327	1 649 016	803 829	804 228	839 571
0533040	MARMALADE, ORANGE							(LB)
CANADA.....	33 858	16 795	16 875	16 875	187 083	85 844	86 420	86 424
U KING.....	34 977	22 760	22 760	25 533	348 512	202 163	202 499	233 779
IRELAND.....	65 670	32 920	32 920	38 351	327 453	146 014	146 088	170 533
OTH CTY.....	-	-	-	-	51 056	17 305	17 299	19 961
TOTAL.....	134 505	72 475	72 555	80 759	914 104	451 326	452 306	510 697
0533050	JELLIES, JAMS, MARMALADES AND FRUIT BUTTERS, NES							(LB)
CANADA.....	19 344	9 253	9 253	9 253	228 486	108 719	108 916	108 930
MEXICO.....	-	-	-	-	649 513	117 554	118 059	130 629
DOM REP.....	18 480	2 772	2 772	2 977	269 593	56 183	55 508	59 835
BRAZIL.....	93 500	14 889	14 889	18 071	203 505	31 804	31 804	39 073
U KING.....	37 455	28 681	28 681	32 838	269 084	178 157	181 194	203 397
IRELAND.....	2 100	1 019	1 019	1 163	78 288	41 483	41 468	46 992
W GERM.....	14 076	9 199	9 199	10 030	58 931	37 183	37 183	42 540
ISRAEL.....	-	-	-	-	117 531	39 620	39 620	45 103
OTH CTY.....	9 644	8 395	8 440	9 134	141 981	78 215	78 154	89 097
TOTAL.....	194 599	74 208	74 253	83 466	2 016 912	688 918	691 906	765 596
0535010	JUICE, APPLE & PEAR & UNMIXED CON NOT OVER 1 PERCENT OF ETHYL ALCOHOL BY VOLUME							(GAL)
CANADA.....	22 382	20 084	20 164	20 164	199 306	127 990	130 922	130 922
ARGENT.....	732 094	220 469	220 469	271 016	3 876 746	1 475 659	1 476 024	1 747 464
FRANCE.....	-	-	-	-	758 439	311 209	311 521	350 699
AUSTRIA.....	22 726	8 770	8 770	10 437	178 303	79 588	79 588	89 900
SPAIN.....	-	-	-	-	29 804	71 429	71 429	95 284
AUSTRAL.....	597 360	244 601	244 601	287 617	2 333 688	915 507	915 487	1 080 007
N ZEAL.....	29 120	85 805	85 805	100 198	126 302	137 216	137 216	161 934
REP SAF.....	1 519 159	629 232	629 232	823 542	3 571 976	1 239 118	1 239 118	1 661 268
SW AFR.....	71 720	109 458	109 458	168 078	71 720	109 458	109 458	168 078
OTH CTY.....	1 280	2 982	2 982	4 177	143 493	55 179	55 136	68 484
TOTAL.....	2 995 841	1 321 401	1 321 481	1 685 229	11 289 777	4 522 353	4 525 899	5 554 040
0535020	JUICE, LIME, UNMIXED AND CONTAINING NOT OVER 1 PERCENT OF ETHYL ALCOHOL BY VOLUME							(GAL)
CANADA.....	99 067	357 880	360 411	360 411	506 422	1 905 507	1 914 274	1 914 274
OTH CTY.....	1 611	2 520	2 646	2 646	8 183	18 865	18 984	22 525
TOTAL.....	100 678	360 400	363 057	363 057	514 605	1 924 372	1 933 258	1 936 799
0535030	FRUIT JUICE, CITRUS EXCEPT LIME, NOT CONCENTRATED, CONT NOT OVER 1 PCT ALCOHOL							(GAL)
ITALY.....	-	-	-	-	33 098	128 407	128 407	167 598
OTH CTY.....	-	-	-	-	8 990	12 428	12 844	13 093
TOTAL.....	-	-	-	-	42 088	140 835	141 251	180 691
0535040	JUICE, ORANGE, CONCENTRATED, UNMIXED AND CONTAINING NOT OVER 1 PCT ALCOHOL BY VOLUME							(GAL)
MEXICO.....	-	-	-	-	78 925	34 332	34 332	34 332
BELIZE.....	204 848	75 448	75 448	84 665	1 022 887	397 765	397 765	443 710
BRAZIL.....	6 395 410	2 126 778	2 126 778	2 713 313	26 684 195	8 838 663	8 838 662	11 152 513
OTH CTY.....	574	326	326	826	24 860	10 170	10 110	13 158
TOTAL.....	6 600 832	2 202 552	2 202 552	2 798 804	27 810 867	9 280 930	9 280 869	11 643 713
0535050	FRUIT JUICE, CITRUS, NSPF							(GAL)
BELIZE.....	-	-	-	-	192 192	87 686	87 686	97 579
OTH CTY.....	-	-	-	-	134 630	61 195	61 315	68 896
TOTAL.....	-	-	-	-	326 822	148 881	149 001	166 475

Table 2. Schedule A Commodity by Country of Origin, Customs, F.a.s., and C.i.f. Values—Continued

(See "Explanation of Statistics" for information on coverage, definitions of Customs, f.a.s., and c.i.f. values, sources of error in the data, OTH CTY (other countries), and other definitions and features of the import statistics. Shipments valued less than \$251 are shown only under Schedule A commodity number 990.0000 and excluded from all other commodities.)

Country of origin	Schedule A commodity number, description and unit of quantity							
	Current month				Cumulative, January to date			
	Net quantity	Value (dollars)			Net quantity	Value (dollars)		
Customs		F.a.s.	C.i.f.	Customs		F.a.s.	C.i.f.	
0535060	JUICE, PINEAPPLE, UNMIXED AND CONTAINING NOT OVER 1 PCT ALCOHOL BY VOLUME (GAL)							
MEXICO.....	39 831	29 873	30 708	30 708	86 081	71 683	73 006	73 006
VENEZ.....	-	-	-	-	61 462	36 395	36 395	42 605
THAILND.....	76 408	24 192	24 192	30 133	156 766	39 840	39 840	49 494
PHIL R.....	1 812 478	485 342	485 342	639 102	6 389 119	2 033 269	2 033 269	2 872 084
HG KONG.....	-	-	-	-	1 553 760	334 656	334 656	382 547
CHINA T.....	84 240	18 144	18 144	20 578	716 040	154 224	154 224	175 060
TOTAL.....	2 012 957	557 551	558 386	720 521	8 963 228	2 670 067	2 671 390	3 594 796
0535070	FRUIT JUICES, NSPF, INCL MIXED, CONT NOT OVER 1 PCT ALCOHOL, AND VEGETABLE JUICES (GAL)							
MEXICO.....	12 064	24 228	24 228	24 228	75 017	89 292	89 953	89 953
C RICA.....	-	-	-	-	89 454	59 585	59 585	69 074
DOM REP.....	2 310	3 636	3 636	4 166	22 824	42 179	42 179	45 683
VENEZ.....	32 176	73 580	73 580	93 920	112 751	179 864	179 864	215 353
BRAZIL.....	6 225	20 250	20 250	24 091	218 575	185 350	185 350	217 972
ARGENT.....	-	-	-	-	31 560	58 400	58 400	65 239
U KING.....	330	2 620	2 620	2 961	29 762	37 755	37 824	40 822
NETHLD.....	6 172	14 086	14 086	14 287	150 624	265 625	265 625	278 492
W GERM.....	66 131	109 849	109 849	115 076	135 294	286 040	286 031	305 825
AUSTRIA.....	-	-	-	-	504 366	860 447	840 310	877 902
SPAIN.....	1 832	2 508	2 508	2 881	342 372	234 800	234 916	280 998
YUGOSLV.....	-	-	-	-	16 359	50 096	50 096	51 819
IRAQ.....	6 000	1 755	1 947	2 580	149 750	41 637	41 829	58 943
ISRAEL.....	-	-	-	-	34 877	56 018	55 969	72 725
OPAC IS.....	-	-	-	-	10 880	50 520	50 416	56 565
OTH CTY.....	12 400	39 056	39 056	49 351	273 634	205 450	205 528	250 862
TOTAL.....	145 640	291 568	291 760	333 541	2 198 099	2 703 058	2 683 875	2 978 227
0536400	PEEL OF MELONS AND CITRUS FRUIT, NOT PRESERVED BY SUGAR (LB)							
SPAIN.....	24 696	11 367	11 367	12 838	60 003	32 235	32 235	36 454
OTH CTY.....	54 642	10 950	10 943	11 616	347 372	77 652	76 657	90 511
TOTAL.....	79 338	22 317	22 310	24 454	407 375	109 887	108 892	126 965
0536540	FIGS, GUAVAS, PRUNES, PRUNELLES, PLUMS, AND PINEAPPLES, IN BRINE, OR PREP OR PRESERVED (LB)							
MEXICO.....	1 421 299	278 556	289 585	289 585	2 448 121	459 336	497 010	497 010
PHIL R.....	-	-	-	-	158 187	37 776	37 776	43 439
CHINA T.....	457 333	95 338	95 338	114 623	1 061 936	261 644	261 644	307 042
JAPAN.....	5 553	3 717	3 717	4 058	54 663	40 516	40 675	46 062
OTH CTY.....	360	286	286	315	71 624	14 028	14 552	17 463
TOTAL.....	1 884 545	377 897	388 926	408 581	3 794 531	813 300	851 657	911 016
0538010	NUTS, PREPARED OR PRESERVED, NES (LB)							
C RICA.....	41 788	13 538	13 598	15 861	154 788	40 658	40 718	48 179
DOM REP.....	133 283	44 003	44 004	47 173	538 596	154 682	154 683	169 321
FRANCE.....	4 388	2 813	2 813	2 946	49 376	34 554	34 552	37 684
PHIL R.....	18 314	14 138	14 113	16 087	76 178	54 454	54 429	63 387
CHINA T.....	56 700	22 374	22 374	25 186	381 087	146 003	145 989	166 837
OTH CTY.....	78 346	24 712	24 833	29 072	213 084	107 621	107 560	122 286
TOTAL.....	332 819	121 578	121 735	136 325	1 413 109	537 972	537 931	607 694
0538020	CHERRIES, OTHRWSE PREPARED OR PRESERVED, NSPF (LB)							
FRANCE.....	43 201	19 061	19 061	21 384	58 933	57 777	57 777	62 780
OTH CTY.....	5 796	1 687	1 687	2 260	36 348	27 755	27 755	32 819
TOTAL.....	48 997	20 748	20 748	23 644	95 281	85 532	85 532	95 599
0538030	ORANGES, MANDARIN, PACKED IN AIRTIGHT CONTAINERS (LB)							
CHINA M.....	82 500	22 641	22 641	27 122	221 625	52 151	52 151	62 655
KOR REP.....	11 250	3 450	3 450	4 083	585 638	201 641	201 641	230 833
CHINA T.....	1 442 189	304 270	304 270	362 131	12 040 757	2 549 385	2 549 346	3 037 397
JAPAN.....	1 880 496	559 199	559 156	654 479	15 287 188	4 434 195	4 434 135	5 193 369
OTH CTY.....	-	-	-	-	60 718	17 518	17 518	20 908
TOTAL.....	3 416 435	889 560	889 517	1 047 815	28 195 926	7 254 890	7 254 791	8 545 162
0538040	PINEAPPLES, PREPARED OR PRESERVED IN AIRTIGHT CONTAINERS (LB)							
MEXICO.....	2 280 207	551 185	555 080	555 133	8 424 491	1 982 728	2 014 915	2 014 968
THAILND.....	2 458 564	553 982	554 082	647 030	15 772 322	3 303 794	3 313 844	3 973 478
MALAYSA.....	103 716	24 623	24 623	29 265	3 002 838	774 086	763 328	900 727
SINGAPR.....	1 402 092	350 369	350 074	402 402	6 658 671	1 660 797	1 660 670	1 931 613
INDNSIA.....	35 695	6 631	6 631	8 620	473 444	94 219	94 419	119 054
PHIL R.....	14 788 411	2 485 570	2 485 670	3 049 638	101 963 353	17 705 278	17 705 278	21 436 285
HG KONG.....	758 706	138 477	138 477	168 849	1 051 356	186 309	186 309	222 203
CHINA T.....	1 414 861	351 226	351 247	397 988	16 645 326	4 016 423	4 016 335	4 556 625
IVY CST.....	121 500	28 084	28 084	32 550	899 003	209 347	209 347	243 131
REP SAF.....	538 128	120 666	120 666	148 542	3 985 611	900 804	905 466	1 178 138
OTH CTY.....	-	-	-	-	201 168	47 053	47 053	55 092
TOTAL.....	23 901 880	4 610 813	4 614 634	5 440 017	159 077 583	30 880 738	30 916 964	36 631 314
0538050	PRUNES, PRUNELLES, AND PLUMS, PREPARED OR PRESERVED, NSPF (LB)							
HG KONG.....	142 262	100 816	101 229	110 801	521 152	412 386	414 440	453 333
CHINA T.....	52 688	25 703	25 703	29 251	165 882	81 344	81 374	92 973
OTH CTY.....	41 235	9 461	9 560	10 642	230 088	70 971	70 990	83 378
TOTAL.....	236 185	135 980	136 492	150 694	917 122	564 701	566 804	629 684

Table 2. **Schedule A Commodity by Country of Origin, Customs, F.a.s., and C.i.f. Values—Continued**

(See "Explanation of Statistics" for information on coverage, definitions of Customs, f.a.s., and c.i.f. values, sources of error in the data, OTH CTY (other countries), and other definitions and features of the import statistics. Shipments valued less than \$251 are shown only under Schedule A commodity number 990.0000 and excluded from all other commodities.)

Country of origin	Schedule A commodity number, description and unit of quantity							
	Current month				Cumulative, January to date			
	Net quantity	Value (dollars)			Net quantity	Value (dollars)		
Customs		F.a.s.	C.i.f.	Customs		F.a.s.	C.i.f.	
0538060	FRUIT MIXTURES, PREPARED OR PRESERVED							(LB)
MEXICO.....	25 606	5 989	5 989	5 989	215 154	56 358	59 512	59 512
PHIL R.....	754 461	181 321	165 543	188 675	4 535 561	1 065 602	982 946	1 242 292
KOR REP.....	-	-	-	-	120 000	47 000	47 000	53 811
JAPAN.....	242 385	88 932	88 932	102 320	885 930	317 275	315 181	366 347
OTH CTY.....	50 524	15 105	15 105	17 990	237 581	74 735	74 147	86 853
TOTAL.....	1 072 976	291 347	275 569	314 974	5 994 226	1 560 970	1 478 786	1 808 815
0538070	BLUEBERRIES, FROZEN							(LB)
CANADA.....	262 500	72 317	72 402	72 402	683 190	226 387	217 910	224 513
TOTAL.....	262 500	72 317	72 402	72 402	683 190	226 387	217 910	224 513
0538080	STRAWBERRIES, FROZEN							(LB)
MEXICO.....	14 706 377	3 232 697	3 394 590	3 394 591	72 726 454	15 769 998	16 647 810	16 656 920
POLAND.....	895 945	211 177	211 177	279 186	4 418 043	1 035 463	1 033 393	1 383 349
OTH CTY.....	32 360	7 712	7 817	7 887	79 400	23 794	23 883	24 014
TOTAL.....	15 634 682	3 451 586	3 613 584	3 681 664	77 223 897	16 829 255	17 705 086	18 064 283
0538090	FRUIT, PREPARED OR PRESERVED, NSFP							(LB)
CANADA.....	40 850	4 220	4 599	4 599	797 938	178 310	188 316	188 316
MEXICO.....	69 918	12 315	12 681	12 681	7 085 569	1 530 620	1 575 953	1 575 953
HONDURA.....	134 199	8 763	8 763	10 036	1 116 644	65 129	65 129	78 028
DOM REP.....	129 978	70 110	70 109	76 392	884 854	399 634	389 758	425 413
BRAZIL.....	225 697	55 991	55 991	67 228	444 472	105 183	105 183	126 533
SWEDEN.....	20 544	16 079	15 816	17 716	83 179	66 684	66 421	73 514
FRANCE.....	64	270	270	283	26 194	68 094	68 096	72 699
POLAND.....	188 850	44 332	44 332	62 947	703 904	163 547	163 547	231 462
ITALY.....	42 000	8 179	8 179	10 252	727 468	117 295	117 295	149 733
IRAN.....	-	-	-	-	1 209 425	246 863	246 863	298 712
ISRAEL.....	29 325	6 800	6 800	8 554	357 229	91 282	90 688	110 286
PHIL R.....	174 876	94 178	94 178	107 589	512 240	293 411	293 362	336 990
CHINA M.....	12 357	5 504	5 504	8 286	74 580	38 768	38 892	44 200
CHINA T.....	38 704	20 104	20 104	22 438	234 256	100 230	100 315	113 644
JAPAN.....	2 630	3 171	3 171	3 414	66 089	51 482	51 769	57 922
N ZEAL.....	160 338	19 224	19 224	28 610	1 123 648	161 298	161 238	242 326
REP SAF.....	34 425	7 106	7 106	9 508	351 471	62 395	62 395	86 449
OTH CTY.....	314 966	49 407	49 353	64 011	1 593 752	250 532	250 684	317 261
TOTAL.....	1 619 721	425 753	426 178	512 544	17 392 912	3 990 757	4 035 904	4 529 441
0541020	POTATO, WHITE, CERTIFIED SEED							(CWT)
CANADA.....	28 536	81 062	86 805	86 805	423 326	1 707 816	1 853 302	1 861 632
TOTAL.....	28 536	81 062	86 805	86 805	423 326	1 707 816	1 853 302	1 861 632
0541040	POTATO, WHITE, EXCEPT CERTIFIED SEED							(CWT)
CANADA.....	114 384	469 430	478 344	478 344	724 520	2 752 705	2 882 934	2 882 974
TOTAL.....	114 384	469 430	478 344	478 344	724 520	2 752 705	2 882 934	2 882 974
0542020	CHICKPEAS OR GARBANZOS, EXCEPT SPLIT, DRIED, DESICCATED, OR DEHYDRATED							(LB)
MEXICO.....	107 814	1 761	1 761	1 761	2 561 038	426 353	426 353	433 264
C RICA.....	-	-	-	-	1 052 370	186 168	186 168	200 274
ARGENT.....	-	-	-	-	308 000	68 040	68 040	68 040
TURKEY.....	16 607	3 829	3 829	4 386	206 469	40 666	40 666	48 831
MOROC.....	-	-	-	-	317 713	63 166	63 166	75 748
OTH CTY.....	16 800	3 593	3 593	4 373	107 584	27 770	27 670	32 235
TOTAL.....	141 221	9 183	9 183	10 520	4 553 174	812 163	812 063	858 392
0542040	VEGETABLES, LEGUMINOUS, DRIED, INCLUDING SPLIT							(LB)
CANADA.....	497 145	116 890	118 771	119 960	2 463 285	604 613	615 970	617 159
MEXICO.....	-	-	-	-	1 325 522	220 283	220 463	220 463
C RICA.....	-	-	-	-	1 148 089	464 137	464 137	481 667
PERU.....	20 000	6 000	6 000	8 498	587 556	134 763	134 860	151 135
CHILE.....	601 027	112 042	112 042	129 425	1 637 106	335 590	335 590	388 901
BELGIUM.....	-	-	-	-	185 696	39 985	40 902	45 610
PORTUGL.....	11 261	5 277	5 277	6 366	172 029	48 767	49 467	58 323
THAILND.....	298 854	55 248	57 445	67 548	8 092 949	1 195 453	1 197 418	1 438 252
CHINA M.....	12 127	2 409	2 419	2 904	441 002	83 244	83 291	98 165
CHINA T.....	42 700	11 230	11 230	12 987	291 700	67 486	67 486	78 235
N ZEAL.....	98 381	10 026	10 026	13 408	808 348	122 029	121 767	150 131
MOROC.....	-	-	-	-	152 846	33 611	33 611	38 110
KENYA.....	57 759	13 330	13 330	16 445	1 400 356	281 134	281 135	350 236
MALAWI.....	-	-	-	-	216 756	31 652	31 652	44 166
OTH CTY.....	202 887	42 020	42 020	49 904	1 042 710	303 633	303 688	348 719
TOTAL.....	1 842 141	374 472	378 560	425 445	19 965 950	3 966 380	3 981 437	4 509 272
0543005	BEANS, FRESH, CHILLED, OR FROZEN							(LB)
MEXICO.....	37 902	17 998	17 998	20 214	8 623 780	907 739	908 455	910 839
OTH CTY.....	49 158	14 876	14 876	15 493	71 655	23 733	23 733	26 108
TOTAL.....	87 060	32 874	32 874	35 707	8 695 435	931 472	932 188	936 947

Table 2. Schedule A Commodity by Country of Origin, Customs, F.a.s., and C.i.f. Values—Continued

(See "Explanation of Statistics" for information on coverage, definitions of Customs, f.a.s., and c.i.f. values, sources of error in the data, OTH CTY (other countries), and other definitions and features of the import statistics. Shipments valued less than \$251 are shown only under Schedule A commodity number 990.0000 and excluded from all other commodities.)

Country of origin	Schedule A commodity number, description and unit of quantity							
	Current month				Cumulative, January to date			
	Net quantity	Value (dollars)			Net quantity	Value (dollars)		
Customs		F.a.s.	C.i.f.	Customs		F.a.s.	C.i.f.	
0543010	CARROTS, FRESH, CHILLED OR FROZEN							(LB)
CANADA.....	31 200	3 315	3 330	3 330	12 694 177	525 873	582 581	582 581
OTH CTY.....	-	-	-	-	457 699	22 044	24 453	25 491
TOTAL.....	31 200	3 315	3 330	3 330	13 151 876	547 917	607 034	608 072
0543015	CUCUMBERS, FRESH, CHILLED OR FROZEN							(LB)
CANADA.....	66 790	18 319	18 179	18 179	271 039	68 688	67 301	67 301
MEXICO.....	2 220 793	84 797	115 943	115 943	103 164 377	4 918 472	5 324 768	5 328 690
BAHAMAS.....	283 259	6 083	9 472	13 080	8 123 179	180 230	239 236	329 420
OTH CTY.....	-	-	-	-	77 805	5 039	5 039	6 250
TOTAL.....	2 570 842	109 199	143 594	147 202	111 636 400	5 172 429	5 636 344	5 731 661
0543020	GARLIC, FRESH, CHILLED OR FROZEN							(LB)
MEXICO.....	2 814 407	974 664	989 361	1 011 953	13 107 039	3 569 846	3 662 828	3 697 668
DOM REP.....	-	-	-	-	613 753	60 090	60 090	78 346
PERU.....	-	-	-	-	587 757	278 411	278 411	306 055
CHILE.....	-	-	-	-	275 575	111 750	111 750	125 671
ARGENT.....	-	-	-	-	1 016 633	449 152	449 152	517 125
ITALY.....	-	-	-	-	285 900	105 599	105 599	130 611
OTH CTY.....	47 273	14 019	14 019	16 169	171 991	47 668	47 668	57 277
TOTAL.....	2 861 680	988 683	1 003 380	1 028 122	16 058 648	4 622 516	4 715 498	4 912 753
0543025	ONIONS, FRESH, CHILLED OR FROZEN							(LB)
CANADA.....	-	-	-	-	1 133 559	345 788	350 465	350 465
MEXICO.....	1 941 113	247 502	258 690	258 730	66 081 819	5 377 915	5 979 789	5 979 829
DOM REP.....	78 900	7 890	7 890	9 780	558 473	58 360	58 360	73 908
CHILE.....	-	-	-	-	543 388	43 323	43 323	71 144
NETHLDs.....	559 908	89 937	89 937	130 296	6 285 518	1 871 717	1 877 795	2 294 706
BELGIUM.....	-	-	-	-	242 952	64 950	64 950	79 891
FRANCE.....	3 300	2 194	2 194	2 737	80 502	37 352	37 371	42 822
ITALY.....	215 041	32 188	32 188	51 962	215 041	32 188	32 188	51 962
OTH CTY.....	37 760	10 002	10 002	14 308	212 760	21 489	21 515	36 355
TOTAL.....	2 836 022	389 713	400 901	467 813	75 354 012	7 853 082	8 465 756	8 981 082
0543030	TURNIPS OR RUTABAGAS, FRESH, CHILLED, OR FROZEN							(CWT)
CANADA.....	2 429	21 000	21 250	21 250	355 994	2 439 262	2 488 712	2 488 712
OTH CTY.....	-	-	-	-	228	1 455	1 576	1 576
TOTAL.....	2 429	21 000	21 250	21 250	356 222	2 440 717	2 490 288	2 490 288
0543035	CAPERS, FRESH, CHILLED, OR FROZEN							(LB)
SPAIN.....	115 644	73 795	73 704	82 090	412 127	301 872	301 602	334 549
MOROC.....	66 556	75 789	75 789	80 951	152 845	149 721	147 934	159 519
OTH CTY.....	2 100	3 909	3 909	4 209	9 903	18 119	19 446	20 093
TOTAL.....	184 300	153 493	153 402	167 250	574 875	469 712	468 982	514 161
0543040	VEGETABLES, FRESH, CHILLED, FROZEN OR DRIED, NES							(LB)
CANADA.....	2 846 025	155 134	156 636	156 636	4 293 725	453 513	460 579	460 855
MEXICO.....	6 880 691	997 985	1 010 552	1 010 706	148 713 533	15 961 060	16 268 069	16 290 951
GUATHAL.....	22 588	4 517	4 517	5 098	72 053	72 053	72 053	125 947
C RICA.....	307 795	32 259	32 260	42 583	2 706 027	311 823	306 129	413 203
BAHAMAS.....	-	-	-	-	370 362	38 195	38 617	48 831
JAMAICA.....	5 000	800	800	986	221 350	61 137	61 137	65 871
DOM REP.....	1 662 984	258 241	239 235	321 053	14 921 508	2 261 078	2 077 126	2 740 409
COLOMB.....	838 040	85 687	85 687	108 507	6 567 256	662 849	635 208	831 197
VENEZ.....	-	-	-	-	268 971	31 373	31 373	42 831
U KING.....	63 195	12 174	12 174	17 954	867 205	126 855	126 855	185 563
NETHLDs.....	640 000	38 997	38 997	58 259	1 790 970	175 687	175 687	252 885
BELGIUM.....	40 248	37 995	37 995	42 499	1 046 090	655 335	655 451	759 338
FRANCE.....	593	15 323	15 863	16 469	2 633	49 624	50 184	52 732
ITALY.....	3 167	78 899	78 899	80 587	4 281	91 886	91 886	98 264
CHINA M.....	42 070	20 313	19 173	24 417	463 179	170 910	168 985	236 022
CHINA T.....	99 407	40 443	40 423	56 497	887 657	356 923	355 994	486 749
OTH CTY.....	94 409	14 481	14 481	20 636	734 244	143 464	144 019	188 919
TOTAL.....	13 546 212	1 793 248	1 787 692	1 962 887	184 332 499	21 623 765	21 719 513	23 280 567
0544000	TOMATOES, FRESH OR FROZEN							(LB)
CANADA.....	36 500	19 579	19 351	19 351	353 103	70 494	70 349	70 349
MEXICO.....	79 753 249	9 001 335	9 065 894	9 065 884	495 484 685	54 987 123	55 158 803	55 154 021
BAHAMAS.....	-	-	-	-	3 767 312	109 904	125 986	159 460
DOM REP.....	459 030	49 345	49 345	68 305	2 195 102	227 573	226 873	307 096
OTH CTY.....	-	-	-	-	84 005	15 648	15 648	18 847
TOTAL.....	80 248 779	9 070 259	9 134 590	9 153 540	501 884 207	55 410 742	55 597 659	55 709 773
0546210	ONIONS PACKED IN SALT, IN BRINE, OR PICKLED							(LB)
U KING.....	4 392	1 824	1 824	2 180	59 484	33 711	33 440	40 595
NETHLDs.....	890 578	455 312	452 917	500 698	2 540 008	1 222 359	1 208 545	1 368 519
JAPAN.....	9 195	10 835	10 967	12 448	51 403	52 345	52 593	59 360
OTH CTY.....	43 086	10 525	10 525	12 494	144 413	32 609	32 579	39 437
TOTAL.....	947 251	478 496	476 233	527 820	2 795 308	1 341 024	1 327 157	1 507 911

Table 2. Schedule A Commodity by Country of Origin, Customs, F.a.s., and C.i.f. Values—Continued

(See "Explanation of Statistics" for information on coverage, definitions of Customs, f.a.s., and c.i.f. values, sources of error in the data, OTH CTY (other countries), and other definitions and features of the import statistics. Shipments valued less than \$251 are shown only under Schedule A commodity number 990.0000 and excluded from all other commodities.)

Country of origin	Schedule A commodity number, description and unit of quantity							
	Current month				Cumulative, January to date			
	Net quantity	Value (dollars)			Net quantity	Value (dollars)		
Customs		F.a.s.	C.i.f.	Customs		F.a.s.	C.i.f.	
0546225	OLIVES IN BRINE, NOT PITTED OR STUFFED, NOT GREEN IN COLOR AND NOT CANNED							(GAL)
GREECE.....	46 761	139 960	139 960	166 499	332 923	758 888	759 062	887 625
OTH CTY.....	-	-	-	-	12 043	33 493	33 513	38 616
TOTAL.....	46 761	139 960	139 960	166 499	344 966	792 381	792 575	926 241
0546240	BEANS, EXCEPT SOYBEANS, IN BRINE OR PACKED IN SALT							(LB)
OTH CTY.....	780	251	251	324	35 166	7 590	7 700	8 320
TOTAL.....	780	251	251	324	35 166	7 590	7 700	8 320
0548300	CHICORY ROOTS, CRUDE							(LB)
POLAND.....	-	-	-	-	2 755 750	293 750	293 750	375 202
OTH CTY.....	3 750	1 740	1 740	2 075	3 750	1 740	1 740	2 075
TOTAL.....	3 750	1 740	1 740	2 075	2 759 500	295 490	295 490	377 277
0548400	HOPS AND LUPULIN							(LB)
FRANCE.....	-	-	-	-	360 000	356 239	357 657	375 992
W GERM.....	-	-	-	-	6 917 529	8 943 763	8 951 191	9 228 896
POLAND.....	-	-	-	-	240 000	236 472	236 472	244 669
YUGOSLV.....	-	-	-	-	2 959 029	3 322 592	3 323 831	3 458 795
OTH CTY.....	345	512	512	577	29 206	34 163	34 179	36 030
TOTAL.....	345	512	512	577	10 505 764	12 893 229	12 903 330	13 344 382
0548800	VEGETABLE PRODUCTS, ROOTS AND TUBERS, CHIEFLY FOR HUMAN FOOD, NES, FRESH OR DRIED							
DOM REP.....	-	323 088	302 108	383 004	-	1 386 160	1 207 069	1 539 726
COLOMB.....	-	3 429	3 429	4 001	-	44 214	44 214	51 581
PORTUGL.....	-	4 429	4 429	5 371	-	37 159	37 159	54 941
CHINA M.....	-	-	-	-	-	65 085	65 002	71 028
OTH CTY.....	-	4 560	5 065	5 378	-	45 655	45 389	83 288
TOTAL.....	-	335 506	315 031	397 754	-	1 578 273	1 398 833	1 800 564
0553020	MUSHROOMS, DRIED							(LB)
CHILE.....	39 466	23 128	23 128	26 435	227 666	175 588	175 749	196 755
CHINA T.....	20 447	61 306	61 306	66 761	51 120	159 480	159 159	174 882
JAPAN.....	37 340	210 637	210 627	227 254	159 611	871 906	871 977	940 660
OTH CTY.....	451	6 045	6 045	6 974	15 258	111 505	112 095	122 663
TOTAL.....	97 704	301 116	301 106	327 424	453 655	1 318 479	1 319 016	1 434 960
0553040	VEGETABLES, DEHYDRATED, AND FLOUR AND FLAKES OF POTATOES, FRUITS, AND VEGETABLES							(LB)
CANADA.....	311 185	107 216	108 463	108 463	1 197 730	423 846	427 537	427 537
MEXICO.....	57 044	135 298	135 298	135 298	90 529	207 159	207 159	207 159
SWITZLD.....	37 800	65 772	45 275	52 920	241 856	370 386	316 853	378 093
PORTUGL.....	59 575	115 448	115 457	119 370	812 991	1 576 648	1 576 637	1 637 936
ITALY.....	170	660	660	723	84 746	120 298	120 298	128 622
YUGOSLV.....	-	-	-	-	86 337	168 470	168 470	177 640
ROMANIA.....	-	-	-	-	22 046	31 614	31 614	35 338
TURKEY.....	-	-	-	-	88 184	177 376	177 376	187 216
ISRAEL.....	16 589	11 185	11 476	11 559	136 971	161 993	162 641	172 010
CHINA M.....	10 581	9 027	9 188	10 551	249 583	194 767	194 938	219 975
KOR REP.....	11 398	36 463	36 463	38 004	61 369	110 284	110 284	123 641
HG KONG.....	6 168	4 139	4 139	4 613	52 179	45 973	46 297	51 622
CHINA T.....	10 227	17 954	17 970	19 798	71 034	77 702	77 742	87 295
JAPAN.....	17 947	32 444	32 444	35 758	168 866	201 850	202 880	223 599
MOROC.....	156 263	71 634	71 634	79 481	406 797	186 193	186 193	206 870
KENYA.....	15 300	6 726	6 696	8 113	131 645	42 113	42 083	54 128
OTH CTY.....	33 737	24 531	24 528	29 198	195 404	119 117	118 818	142 390
TOTAL.....	743 984	638 497	619 691	653 849	4 098 267	4 215 789	4 167 820	4 461 071
0554520	TAPIOCA, CASSAVA FLOUR AND STARCH							(LB)
BRAZIL.....	4 288 612	370 662	370 659	488 361	11 460 964	1 062 655	1 062 552	1 370 748
THAILND.....	4 312 311	341 477	341 462	507 236	36 549 258	2 773 740	2 770 295	4 130 069
TOGO.....	198 500	16 652	16 652	24 399	794 000	67 066	67 066	98 069
OTH CTY.....	86 391	7 182	7 182	12 357	147 811	16 798	16 798	24 893
TOTAL.....	8 885 814	735 973	735 955	1 032 353	48 952 033	3 920 259	3 916 711	5 623 779
0554540	ARROWROOT AND SAGO FLOURS AND STARCHES							(LB)
LW WW I.....	-	-	-	-	440 000	290 169	290 169	308 951
SINGAPR.....	40 000	3 666	3 666	5 312	477 900	47 572	47 572	65 986
OTH CTY.....	7 751	2 533	2 533	3 056	253 383	58 060	58 136	67 139
TOTAL.....	47 751	6 199	6 199	8 368	1 171 283	395 801	395 877	442 076
0555010	ONIONS, PREPARED OR PRESERVED, NES							(LB)
CANADA.....	294 608	133 414	149 600	149 600	1 242 761	522 360	580 432	580 432
NETHLS.....	-	-	-	-	121 421	60 066	59 685	69 050
BELGIUM.....	17 564	6 157	6 157	7 220	222 176	76 436	76 560	89 865
OTH CTY.....	-	-	-	-	40 459	9 618	9 618	10 587
TOTAL.....	312 172	139 571	155 757	156 820	1 626 817	668 480	726 295	749 934
0555020	PIMENTOS, IN BRINE, PICKLED OR OTHERWISE PRESERVED, EXCEPT DRIED							(LB)
SPAIN.....	341 820	199 614	198 852	225 417	7 037 949	4 240 352	4 235 661	4 752 393

Table 2. Schedule A Commodity by Country of Origin, Customs, F.a.s., and C.i.f. Values—Continued

(See "Explanation of Statistics" for information on coverage, definitions of Customs, f.a.s., and c.i.f. values, sources of error in the data, OTH CTY (other countries), and other definitions and features of the import statistics. Shipments valued less than \$251 are shown only under Schedule A commodity number 990.0000 and excluded from all other commodities.)

Country of origin	Schedule A commodity number, description and unit of quantity							
	Current month				Cumulative, January to date			
	Net quantity	Value (dollars)			Net quantity	Value (dollars)		
Customs		F.a.s.	C.i.f.	Customs		F.a.s.	C.i.f.	
PORTUGL.....	103 756	47 613	47 613	57 451	628 083	261 227	260 861	306 999
OTH CTY.....	-	-	-	-	34 777	16 445	16 452	18 649
TOTAL.....	445 576	247 227	246 465	282 868	7 700 809	4 518 024	4 512 974	5 078 041
0555030	TOMATO PASTE AND SAUCE							(LB)
MEXICO.....	-	-	-	-	440 261	129 324	129 548	129 548
DOM REP.....	272 573	92 848	92 848	99 816	4 068 295	1 451 922	1 451 922	1 538 987
CHILE.....	149 050	46 029	46 029	50 405	240 932	74 136	74 136	81 550
ARGENT.....	331 795	46 480	46 480	53 502	457 183	65 205	65 205	75 094
SPAIN.....	471 024	189 157	184 654	208 406	1 188 135	492 244	486 553	545 354
PORTUGL.....	752 860	319 229	319 270	354 340	3 577 775	1 270 306	1 255 557	1 415 580
TURKEY.....	-	-	-	-	3 825 047	1 593 497	1 593 497	1 749 450
ISRAEL.....	-	-	-	-	155 023	32 813	32 704	38 899
CHINA T.....	-	-	-	-	160 032	59 905	59 905	65 936
OTH CTY.....	90 108	18 485	18 485	21 597	183 980	40 125	37 971	44 450
TOTAL.....	2 067 410	712 228	707 766	788 066	14 296 663	5 209 477	5 186 998	5 684 848
0555040	TOMATOES, PREPARED OR PRESERVED, EXCEPT PASTE OR SAUCE							(LB)
MEXICO.....	468 096	87 704	87 704	87 704	1 671 381	259 935	266 006	266 006
SPAIN.....	886 649	155 421	154 304	189 885	12 406 230	2 151 723	2 139 383	2 688 953
ITALY.....	2 114 927	393 278	395 834	508 961	18 066 834	3 646 625	3 635 151	4 587 678
GREECE.....	50 761	9 952	9 952	12 394	1 923 513	406 043	404 293	496 890
ISRAEL.....	138 000	27 000	27 000	33 042	1 165 145	218 578	218 216	263 012
OTH CTY.....	-	-	-	-	106 656	14 724	14 763	19 205
TOTAL.....	3 658 433	673 355	674 794	831 986	35 339 759	6 697 628	6 677 812	8 321 744
0555060	MUSHROOMS, PREPARED OR PRESERVED, EXCEPT DRIED							(LB)
CANADA.....	31 969	26 389	29 690	29 690	150 154	130 055	142 934	143 044
C RICA.....	51 714	50 242	50 242	53 639	52 794	51 331	51 331	54 889
DOM REP.....	24 480	15 024	15 024	16 393	291 120	169 420	169 420	186 233
ECUADOR.....	36 960	27 736	27 736	30 231	457 128	363 846	363 846	396 324
FRANCE.....	30 172	37 513	37 513	41 071	196 755	257 929	255 437	274 596
W GERM.....	540	1 915	1 915	2 161	19 927	48 045	48 045	51 176
SWITZLD.....	1 200	3 093	3 093	3 261	13 368	36 632	36 559	38 321
ITALY.....	-	-	-	-	40 530	44 860	41 360	45 907
KOR REP.....	1 514 085	966 323	948 010	1 057 121	7 711 016	5 018 501	4 944 399	5 559 514
HG KONG.....	58 850	26 288	26 288	29 176	1 777 471	99 833	99 833	112 539
CHINA T.....	2 905 925	2 265 507	2 122 966	2 319 704	17 515 906	13 719 861	12 830 594	14 006 423
JAPAN.....	85 408	62 195	62 247	70 736	1 326 118	865 929	863 112	972 952
OTH CTY.....	-	-	-	-	95 784	58 761	58 795	67 789
TOTAL.....	4 741 303	3 482 225	3 324 724	3 653 183	28 046 071	20 865 003	19 905 665	21 909 707
0555065	GREEN OLIVES IN BRINE, NOT PITTED OR STUFFED, WHETHER OR NOT PACKED IN AIRTIGHT CONTAINER							(GAL)
SPAIN.....	147 201	355 700	354 862	417 877	799 707	1 775 369	1 772 712	2 102 771
GREECE.....	5 394	19 883	19 883	23 201	96 627	265 665	264 844	313 003
OTH CTY.....	12 789	25 845	25 899	28 768	27 387	64 210	64 264	74 809
TOTAL.....	165 384	401 428	400 644	469 846	923 721	2 105 244	2 101 820	2 490 583
0555067	OLIVES IN BRINE, PITTED OR STUFFED							(GAL)
MEXICO.....	6 080	42 479	42 479	42 479	21 080	173 320	173 320	173 320
SPAIN.....	570 265	2 826 034	2 816 791	3 188 336	4 918 168	22 247 761	22 188 979	25 111 096
PORTUGL.....	6 798	17 922	17 922	20 801	42 746	53 618	53 576	61 149
MOROC.....	4 850	18 998	18 998	20 570	54 775	194 422	192 422	227 303
OTH CTY.....	1 846	5 580	6 413	6 413	8 517	21 970	22 805	27 263
TOTAL.....	589 839	2 911 013	2 902 603	3 278 599	5 045 286	22 691 091	22 631 102	25 600 131
0555080	VEGETABLES, OTHERWISE PREPARED OR PRESERVED, NES							(LB)
CANADA.....	1 483 875	155 721	172 891	172 891	7 339 169	1 410 436	1 438 280	1 441 344
MEXICO.....	3 436 148	855 425	888 008	888 008	16 133 174	4 480 267	4 554 141	4 554 113
DOM REP.....	255 240	63 076	63 076	72 672	8 358 126	1 806 643	1 804 690	2 003 438
VENEZ.....	131	576	576	612	389 822	172 225	172 225	188 829
CHILE.....	27 778	17 903	17 903	19 801	57 540	37 208	37 208	40 964
BRAZIL.....	91 165	60 530	60 280	66 895	1 046 530	601 718	593 380	665 690
U KING.....	948	268	268	320	1 175 485	69 483	69 495	82 142
NETHLD.....	226 618	43 541	42 916	53 242	1 314 620	199 103	202 231	255 560
BELGIUM.....	1 141 333	235 600	233 957	285 430	6 015 931	1 288 222	1 276 433	1 565 514
FRANCE.....	21 434	12 430	12 429	13 965	96 088	77 337	77 012	85 414
W GERM.....	91 737	47 216	47 216	52 684	507 012	191 353	191 254	215 990
POLAND.....	156 035	22 632	22 632	31 067	465 694	68 104	69 104	96 762
SPAIN.....	1 668 440	550 204	547 059	649 609	5 782 068	2 076 836	2 063 194	2 408 890
ITALY.....	46 681	35 379	35 379	40 561	659 963	297 576	296 357	351 990
YUGOSLV.....	-	-	-	-	1 672 471	248 295	247 399	319 109
GREECE.....	476 282	130 659	129 742	168 895	3 768 522	957 379	947 107	1 218 825
TURKEY.....	91 800	25 140	25 140	30 828	214 804	59 542	59 542	71 902
ISRAEL.....	-	-	-	-	177 274	43 533	43 533	56 819
INDIA.....	13 105	6 421	6 421	7 909	98 906	50 634	50 175	64 384
CHINA M.....	294 088	62 816	62 918	77 671	1 167 827	294 744	295 922	355 431
KOR REP.....	67 814	27 454	27 454	32 303	123 002	53 654	53 654	64 106
HG KONG.....	145 734	90 144	90 419	102 745	706 024	484 890	486 547	541 397
CHINA T.....	3 351 622	971 497	971 171	1 122 542	16 124 136	4 659 398	4 650 841	5 429 412
JAPAN.....	218 761	129 412	129 617	148 043	1 284 129	711 934	714 309	813 933
KENYA.....	22 000	6 382	6 382	7 327	290 965	74 406	74 406	99 874
MALAWI.....	88 715	22 154	22 154	28 144	194 084	48 156	48 156	60 715
OTH CTY.....	194 045	54 429	54 429	66 201	831 138	199 872	199 120	239 650
TOTAL.....	13 611 529	3 627 009	3 670 437	4 140 365	72 994 504	20 662 948	20 715 715	23 292 197

Table 2. Schedule A Commodity by Country of Origin, Customs, F.a.s., and C.i.f. Values—Continued

(See "Explanation of Statistics" for information on coverage, definitions of Customs, f.a.s., and c.i.f. values, sources of error in the data, OTH CTY (other countries), and other definitions and features of the import statistics. Shipments valued less than \$251 are shown only under Schedule A commodity number 990.0000 and excluded from all other commodities.)

Country of origin	Schedule A commodity number, description and unit of quantity							
	Current month				Cumulative, January to date			
	Net quantity	Value (dollars)			Net quantity	Value (dollars)		
Customs		F.a.s.	C.i.f.	Customs		F.a.s.	C.i.f.	
0613010	SUGAR, CANE OR BEET, OVER 99 DEGREES BY POLARISCOPIIC TEST							(LB)
CANADA.....	1 339 920	293 758	298 412	298 412	13 629 908	4 393 622	4 420 030	4 420 148
MEXICO.....	78 135	11 460	11 460	11 460	6 031 068	1 595 643	1 597 676	1 600 436
PANAMA.....	427 322	105 796	105 796	116 276	1 047 322	342 413	342 413	368 007
JAMAICA.....	-	-	-	-	145 308	54 096	51 156	57 842
N ANTIL.....	-	-	-	-	1 749 543	540 507	540 507	591 184
COLOMB.....	2 863 971	616 421	620 021	653 064	12 598 591	3 760 136	3 767 336	4 017 484
VENEZ.....	-	-	-	-	386 507	131 835	131 835	146 490
BRAZIL.....	497 801	92 342	92 342	113 371	1 043 164	212 332	212 332	256 353
OTH CTY.....	109 099	28 910	28 995	31 249	171 430	45 626	45 711	51 657
TOTAL.....	5 316 248	1 148 687	1 157 026	1 223 832	36 802 841	11 076 210	11 108 996	11 509 601
0613020	SUGAR, CANE OR BEET, OVER 98 DEGREES, NOT OVER 99 DEGREES BY POLARISCOPIIC TEST							(LB)
CANADA.....	-	-	-	-	224 370	107 126	107 798	107 798
MEXICO.....	8 589 964	1 546 194	1 538 594	1 604 083	8 589 964	1 546 194	1 538 594	1 604 083
NICARAG.....	7 246 038	2 758 451	2 758 451	2 830 171	26 923 907	7 668 668	7 600 468	7 943 810
PANAMA.....	11 805 280	2 064 718	2 089 993	2 248 066	29 286 782	8 215 715	8 358 109	8 766 762
DOM REP.....	29 312 423	4 270 760	4 245 760	4 479 360	73 131 058	20 679 460	20 627 335	21 216 324
BARBADO.....	-	-	-	-	11 777 032	6 937 378	6 929 578	7 018 306
COLOMB.....	-	-	-	-	14 491 500	4 205 369	4 205 369	4 301 700
PERU.....	-	-	-	-	17 289 010	4 517 780	4 511 972	4 689 344
BRAZIL.....	22 403 390	5 451 865	5 451 865	5 659 780	22 403 390	5 451 865	5 451 865	5 659 780
AUSTRAL.....	160 122 197	34 553 033	34 553 033	35 625 382	160 122 197	34 553 033	34 553 033	35 625 382
REP SAF.....	32 450 741	6 469 004	6 469 004	6 664 841	50 308 721	16 357 860	16 357 860	16 805 652
MALAWI.....	-	-	-	-	11 199 469	4 963 126	4 963 126	5 216 164
TOTAL.....	271 930 033	57 114 025	57 106 700	59 111 683	425 747 400	115 203 574	115 205 707	118 955 105
0613030	SUGAR, CANE OR BEET, OVER 97 DEGREES, NOT OVER 98 DEGREES BY POLARISCOPIIC TEST							(LB)
CANADA.....	19 250	4 383	4 478	4 478	113 925	37 130	37 826	37 826
MEXICO.....	-	-	-	-	54 539 732	14 724 623	14 699 423	15 022 894
GUATMAL.....	8 243 150	1 311 162	1 311 167	1 341 857	6 243 150	1 311 162	1 311 167	1 341 857
BELIZE.....	-	-	-	-	51 429 532	14 812 723	14 811 341	15 139 473
SALVADR.....	4 905 821	988 895	988 895	1 039 099	101 827 867	27 426 893	27 091 319	28 103 222
NICARAG.....	19 043 944	4 592 207	4 603 895	5 027 664	62 982 288	13 476 457	13 475 885	14 299 023
C RICA.....	27 504 508	12 097 345	12 057 345	12 310 720	61 278 678	27 433 184	27 354 484	27 911 459
PANAMA.....	18 096 978	7 388 301	7 477 813	7 782 566	105 828 008	32 221 219	32 493 961	33 969 616
JAMAICA.....	-	-	-	-	68 772 162	18 802 462	18 560 695	19 051 921
HAITI.....	-	-	-	-	13 006 868	3 193 339	3 193 932	3 282 047
DOM REP.....	197 633 898	90 745 947	90 197 306	91 788 089	614 047 614	236 854 265	235 944 011	240 393 581
LW WW I.....	12 283 050	3 393 500	3 393 500	3 452 185	12 283 050	3 393 500	3 393 500	3 452 185
BARBADO.....	10 640 000	2 789 808	2 789 808	2 846 203	20 177 254	5 221 808	5 228 110	5 327 562
COLOMB.....	26 161 210	6 695 962	6 657 462	6 903 847	54 721 250	15 443 105	15 382 305	15 932 664
GUYANA.....	-	-	-	-	29 309 544	9 856 123	9 850 223	10 059 249
ECUADOR.....	-	-	-	-	2 699 939	1 104 688	1 104 688	1 156 786
PERU.....	15 873 120	3 733 044	3 733 044	3 835 002	45 073 779	12 637 086	12 635 193	13 087 928
BRAZIL.....	-	-	-	-	47 275 398	17 179 423	17 147 683	17 774 597
ARGENT.....	-	-	-	-	23 617 685	8 145 692	8 145 692	8 674 670
PHIL R.....	-	-	-	-	263 927 403	98 991 369	99 299 725	103 596 906
CHINA T.....	-	-	-	-	145 233 404	63 019 260	62 910 965	64 762 897
AUSTRAL.....	15 680 000	4 113 116	4 113 116	4 253 200	74 393 780	20 485 718	20 485 718	21 468 802
OPAC IS.....	-	-	-	-	33 823 933	16 983 314	16 954 964	17 497 288
OTH CTY.....	-	-	-	-	42 450	16 200	16 200	18 224
TOTAL.....	354 084 929	137 853 670	137 327 329	140 584 910	1 892 648 693	662 779 743	661 529 010	681 362 677
0613040	SUGAR, CANE OR BEET, OVER 96 DEGREES, NOT OVER 97 DEGREES BY POLARISCOPIIC TEST							(LB)
CANADA.....	97 000	20 682	20 688	20 688	255 500	73 982	74 794	74 794
MEXICO.....	-	-	-	-	6 588 140	2 639 241	2 639 241	2 662 034
GUATMAL.....	15 773 544	2 727 245	2 709 575	2 838 173	42 585 306	11 075 518	11 063 476	11 355 887
BELIZE.....	-	-	-	-	6 708 468	4 226 335	4 226 335	4 330 245
SALVADR.....	28 453 386	8 962 723	8 906 370	9 204 195	44 034 304	13 874 547	13 823 988	14 289 448
NICARAG.....	16 776 000	3 619 688	3 596 245	3 778 150	16 776 000	3 619 688	3 596 245	3 778 150
JAMAICA.....	21 208 322	5 911 399	5 951 372	6 047 173	52 973 418	15 373 062	15 418 869	15 660 571
DOM REP.....	13 218 000	4 135 881	4 135 881	4 206 971	89 947 280	27 775 613	27 773 362	28 222 287
TRINID.....	25 595 130	4 845 900	4 845 900	4 960 164	25 595 130	4 845 900	4 845 900	4 960 164
GUYANA.....	15 632 610	4 220 805	4 236 578	4 334 480	39 185 930	10 552 243	10 573 644	10 831 853
PERU.....	-	-	-	-	42 792 010	14 326 096	14 296 096	14 779 724
BRAZIL.....	-	-	-	-	25 398 660	9 449 066	9 449 066	9 679 486
THAILND.....	-	-	-	-	23 776 276	9 153 866	9 096 366	9 588 866
PHIL R.....	-	-	-	-	79 520 000	26 656 198	26 549 698	27 942 671
CHINA T.....	-	-	-	-	81 570 200	25 615 177	25 542 347	26 476 144
AUSTRAL.....	79 133 440	18 933 625	18 631 405	19 371 663	79 133 440	18 933 625	18 631 405	19 371 663
OTH CTY.....	-	-	-	-	3 500	1 225	1 225	1 349
TOTAL.....	215 887 432	53 377 948	53 034 014	54 761 657	656 843 562	198 191 382	197 602 057	204 005 336
0613050	SUGAR, CANE OR BEET, OVER 95 DEGREES, NOT OVER 96 DEGREES BY POLARISCOPIIC TEST							(LB)
CANADA.....	2 500	497	510	510	93 500	30 113	30 382	30 382
GUATMAL.....	9 767 528	1 855 830	1 864 552	1 909 137	9 767 528	1 855 830	1 864 552	1 909 137
PANAMA.....	6 868 960	1 187 105	1 187 105	1 270 757	15 183 658	4 390 928	4 390 928	4 558 804
DOM REP.....	15 680 000	2 405 399	2 405 399	2 437 969	25 498 550	8 323 894	8 323 894	8 429 381
PERU.....	-	-	-	-	3 791 926	1 053 321	1 049 454	1 100 941
BRAZIL.....	44 186	8 976	8 976	10 662	24 732 069	9 135 700	9 135 700	9 404 910
REP SAF.....	23 353 254	4 617 897	4 617 897	4 641 459	23 353 254	4 617 897	4 617 897	4 641 459
TOTAL.....	55 716 428	10 075 704	10 084 439	10 270 494	102 420 485	29 414 683	29 412 507	30 075 014

Table 2. Schedule A Commodity by Country of Origin, Customs, F.a.s., and C.i.f. Values—Continued

(See "Explanation of Statistics" for information on coverage, definitions of Customs, f.a.s., and c.i.f. values, sources of error in the data, OTH CTY (other countries), and other definitions and features of the import statistics. Shipments valued less than \$251 are shown only under Schedule A commodity number 990.0000 and excluded from all other commodities.)

Country of origin	Schedule A commodity number, description and unit of quantity							
	Current month				Cumulative, January to date			
	Net quantity	Value (dollars)			Net quantity	Value (dollars)		
Customs		F.a.s.	C.i.f.	Customs		F.a.s.	C.i.f.	
0613060	SUGAR, CANE OR BEET, NOT OVER 95 DEGREES BY POLARISCOPEIC TEST							(LB)
CANADA.....	496 662	140 466	143 515	143 515	1 273 175	263 574	269 173	269 173
JAMAICA.....	-	-	-	-	124 800	36 265	36 265	39 487
DOM REP.....	-	-	-	-	1 279 280	370 991	370 991	377 874
N ANTIL.....	-	-	-	-	766 880	352 764	352 764	366 952
COLOMB.....	-	-	-	-	1 353 922	599 384	599 384	862 502
BRAZIL.....	411 700	86 596	86 596	99 661	953 205	216 846	216 846	252 967
CHINA T.....	1 406 362	555 161	554 205	570 376	1 406 362	555 161	554 205	570 376
OTH CTY.....	1 000	275	277	277	4 107	1 339	1 339	1 697
TOTAL.....	2 315 724	782 498	784 593	813 829	7 161 731	2 396 324	2 400 967	2 741 028
0615020	SUGARS, SIRUPS, ETC, CONTAINING NON-SUGAR SOLIDS OVER 6%, NOT DRY OR CRYSTALLINE							(GAL)
CANADA.....	2 916	7 028	7 028	7 028	35 290	94 139	95 189	95 189
DOM REP.....	323 485	582 273	582 273	600 364	323 485	582 273	582 273	600 364
BARBADO.....	260 464	679 851	679 851	696 520	372 132	1 010 807	1 010 807	1 027 476
REP SAF.....	-	-	-	-	844 736	646 919	646 919	841 159
OTH CTY.....	481	995	995	1 144	9 323	18 735	18 735	19 065
TOTAL.....	587 346	1 270 147	1 270 147	1 305 056	1 584 966	2 352 873	2 353 923	2 583 253
0615040	MOLASSES, INEDIBLE							(GAL)
MEXICO.....	8 731 039	2 617 284	2 640 625	2 833 747	46 890 656	14 002 146	14 139 366	15 493 878
GUATMAL.....	3 401 593	1 038 456	1 038 456	1 198 735	20 892 228	6 852 507	6 852 507	7 689 894
BELIZE.....	700 295	162 443	162 443	202 159	1 264 028	299 853	299 853	361 149
SALVADR.....	-	-	-	-	4 033 034	1 257 009	1 257 009	1 406 665
HONDURA.....	-	-	-	-	1 555 239	488 813	488 813	560 348
NICARAG.....	-	-	-	-	4 819 654	1 309 392	1 309 392	1 538 880
PANAMA.....	1 250 794	373 162	373 162	421 206	2 626 263	813 312	813 312	916 386
HAITI.....	-	-	-	-	1 000 000	280 000	280 000	327 353
DOM REP.....	3 395 267	855 089	855 089	947 518	11 527 552	3 681 032	3 681 032	4 098 755
TRINID.....	1 295 175	351 122	351 122	387 135	5 109 703	1 824 251	1 824 251	2 083 543
COLOMB.....	2 787 608	652 457	652 457	765 314	8 871 944	2 751 367	2 751 367	3 169 456
GUYANA.....	-	-	-	-	2 347 161	925 756	925 756	1 045 442
ECUADOR.....	948 706	155 582	155 582	227 232	2 186 574	493 489	493 489	620 289
PERU.....	-	-	-	-	1 472 382	505 131	505 131	578 779
BRAZIL.....	-	-	-	-	24 536 933	9 055 023	9 055 023	10 374 523
FRANCE.....	1 932 699	1 013 084	1 013 084	1 072 950	8 710 618	4 271 690	4 271 690	4 618 699
PAKISTN.....	-	-	-	-	7 153 589	2 296 845	2 296 845	2 831 835
MALAYSA.....	-	-	-	-	1 075 320	315 606	315 606	399 242
INDNSIA.....	-	-	-	-	3 242 160	1 046 677	1 046 677	1 305 339
PHIL R.....	-	-	-	-	4 604 167	785 000	785 000	1 035 078
AUSTRAL.....	6 889 726	1 587 861	1 587 861	2 024 072	10 752 245	2 578 483	2 578 483	3 339 594
MOZAMBO.....	-	-	-	-	3 820 146	1 076 049	1 076 049	1 376 728
OTH CTY.....	4 361	1 038	1 038	1 038	97 004	47 740	47 740	47 740
TOTAL.....	31 337 263	8 807 578	8 830 919	10 081 106	178 588 600	56 957 171	57 094 391	65 219 595
0616000	HONEY							(LB)
CANADA.....	1 205 491	510 878	515 753	515 753	4 437 788	1 858 854	1 876 468	1 877 777
MEXICO.....	1 201 936	413 484	413 484	415 604	7 993 967	2 749 869	2 736 929	2 806 923
GUATMAL.....	150 312	45 440	45 440	51 412	274 426	85 242	85 242	96 012
HONDURA.....	-	-	-	-	133 386	35 470	35 470	38 681
DOM REP.....	45 106	13 067	13 067	14 453	236 951	70 044	70 044	76 383
COLOMB.....	1 217	625	625	672	126 152	41 905	41 905	45 730
CHILE.....	-	-	-	-	110 231	39 012	39 012	42 900
BRAZIL.....	153 936	38 507	38 507	43 135	1 284 442	349 376	349 376	390 777
ARGENT.....	585 304	213 942	213 942	238 191	6 418 110	2 385 411	2 385 531	2 649 646
POLAND.....	-	-	-	-	36 000	38 626	38 626	44 695
SPAIN.....	-	-	-	-	117 656	46 633	46 633	53 483
CHINA M.....	1 680	1 279	1 279	1 407	343 909	118 782	118 813	126 300
AUSTRAL.....	200 381	71 025	71 025	80 814	4 154 203	1 380 891	1 378 451	1 583 823
OTH CTY.....	64 521	26 681	26 681	30 091	252 452	125 508	125 990	143 128
TOTAL.....	3 609 884	1 334 928	1 339 803	1 391 532	25 919 673	9 325 623	9 328 490	9 976 258
0619020	MAPLE SUGAR							(LB)
CANADA.....	2 327	1 699	1 736	1 736	309 906	268 242	271 039	271 039
TOTAL.....	2 327	1 699	1 736	1 736	309 906	268 242	271 039	271 039
0619040	MAPLE SIRUP							(LB)
CANADA.....	571 744	358 650	362 830	362 830	4 012 834	2 408 458	2 424 621	2 424 621
TOTAL.....	571 744	358 650	362 830	362 830	4 012 834	2 408 458	2 424 621	2 424 621
0619060	SUGARS AND SIRUPS, NES, EXCEPT MAPLE							(LB)
CANADA.....	3 066 447	667 406	688 243	688 243	10 214 103	2 696 592	2 751 628	2 751 628
U KING.....	1 440	1 394	1 394	1 528	601 522	192 474	192 694	211 324
NETHLDs.....	358 467	102 259	102 259	116 691	2 351 725	668 698	668 698	759 062
BELGIUM.....	1 518	258	258	1 280	201 518	36 735	36 735	46 362
W GERM.....	516	460	460	496	3 635 929	1 033 110	1 033 110	1 181 971
SPAIN.....	-	-	-	-	763 734	164 442	164 467	206 941
ITALY.....	22 046	21 174	21 174	23 000	287 503	79 041	79 041	89 487
JAPAN.....	-	-	-	-	628 311	121 079	121 079	155 325
OTH CTY.....	3 400	1 041	1 041	1 190	212 175	30 220	30 220	39 080
TOTAL.....	3 453 834	793 992	814 829	832 428	18 896 520	5 022 391	5 077 672	5 441 180

Table 2. Schedule A Commodity by Country of Origin, Customs, F.a.s., and C.i.f. Values—Continued

(See "Explanation of Statistics" for information on coverage, definitions of Customs, f.a.s., and c.i.f. values, sources of error in the data, OTH CTY (other countries), and other definitions and features of the import statistics. Shipments valued less than \$251 are shown only under Schedule A commodity number 990.0000 and excluded from all other commodities.)

Country of origin	Schedule A commodity number, description and unit of quantity							
	Net quantity	Current month			Net quantity	Cumulative, January to date		
		Value (dollars)				Value (dollars)		
	Customs	F.a.s.	C.i.f.	Customs	F.a.s.	C.i.f.		
0620120	CANDY AND OTHER CONFECTIONERY, NES, NOT CONTAINING COCOA AND CHOCOLATE							(LB)
CANADA.....	267 238	131 149	124 997	126 362	1 218 413	666 277	642 559	644 542
MEXICO.....	138 226	57 276	57 276	57 276	744 336	258 712	261 169	261 169
DOM REP.....	-	-	-	-	80 099	31 427	31 427	34 176
COLOMB.....	461 230	152 269	148 362	169 498	3 728 666	1 203 680	1 192 422	1 380 371
BRAZIL.....	778 504	215 223	215 258	250 953	2 997 819	881 228	881 263	1 027 089
ARGENT.....	425 714	194 766	194 665	218 799	2 037 348	901 564	899 718	1 013 379
SWEDEN.....	368 016	218 589	219 338	235 637	2 264 736	1 236 390	1 234 656	1 335 607
FINLAND.....	71 342	82 565	69 779	74 828	399 787	419 059	339 821	366 967
DENMARK.....	145 580	90 993	90 851	98 222	1 342 407	854 611	858 202	927 761
U KING.....	3 922 950	2 622 635	2 614 980	2 806 600	22 958 264	14 075 317	14 035 381	15 205 829
NETHLDs.....	360 228	307 812	298 248	320 653	1 721 022	1 269 444	1 219 650	1 308 900
BELGIUM.....	71 146	35 720	34 791	37 645	266 345	155 043	154 114	165 423
FRANCE.....	142 763	269 638	266 256	277 728	408 549	723 796	711 594	757 786
W GERM.....	111 654	88 637	90 586	94 199	443 163	397 952	399 901	426 997
AUSTRIA.....	30 115	38 928	39 309	40 644	244 874	221 721	223 955	235 494
CZECH.....	121 904	29 465	29 465	35 801	376 382	89 949	87 666	107 401
SWITZLD.....	4 252	5 540	5 384	6 178	79 021	76 960	75 286	86 634
POLAND.....	346 139	123 726	117 063	137 070	1 190 691	493 396	482 870	566 451
SPAIN.....	182 656	96 796	96 796	108 958	681 551	398 254	397 868	442 360
ITALY.....	660 942	1 271 203	1 267 178	1 331 319	3 852 248	7 453 665	7 431 068	7 849 746
YUGOSLV.....	-	-	-	-	157 443	155 136	156 769	162 973
GREECE.....	-	-	-	-	61 614	37 572	37 572	41 679
ISRAEL.....	26 659	11 334	11 334	13 338	373 071	196 036	196 036	223 732
CHINA M.....	27 450	12 630	12 676	14 297	58 105	31 629	31 730	35 630
HG KONG.....	82 735	64 728	64 962	73 016	603 096	436 923	437 718	492 325
CHINA T.....	44 601	31 214	29 177	32 965	258 161	184 574	180 019	204 218
JAPAN.....	26 416	32 448	32 514	36 435	134 714	165 523	165 798	185 781
OTH CTY.....	7 034	6 857	6 857	7 667	190 242	88 959	88 957	100 663
TOTAL.....	8 825 494	6 192 141	6 138 102	6 606 088	48 872 167	33 104 797	32 855 189	35 591 083
0620140	CHEWING GUM							(LB)
CANADA.....	110 300	66 986	67 780	67 781	1 065 284	669 100	675 503	677 124
GUATMAL.....	15 040	11 062	11 062	11 520	140 418	100 154	100 154	104 515
BRAZIL.....	585 110	174 224	173 660	200 558	1 651 103	463 400	462 836	539 006
FINLAND.....	-	-	-	-	30 029	43 209	43 017	45 261
DENMARK.....	14 750	23 001	23 001	24 280	60 259	61 569	61 569	65 901
U KING.....	-	-	-	-	156 764	81 467	81 467	90 776
IRELAND.....	20 239	15 022	15 022	15 792	525 397	274 439	274 439	300 701
BELGIUM.....	-	-	-	-	33 069	31 710	31 710	32 915
SPAIN.....	89 322	73 310	73 310	80 961	193 959	153 884	153 834	170 331
OTH CTY.....	219	675	782	873	139 737	89 062	89 236	100 862
TOTAL.....	834 980	364 280	364 617	401 765	3 996 019	1 967 994	1 973 765	2 127 392
0620200	SUGAR, SIRUPS & MOLASSES, BLENDED, WHETHER OR NOT FLAVORED							(LB)
MEXICO.....	-	-	-	-	2 151 471	399 022	402 694	402 694
SALVADR.....	75 216	7 762	7 762	9 778	413 688	99 194	52 246	64 885
HONDURA.....	-	-	-	-	734 781	102 282	102 282	117 525
JAMAICA.....	62 893	14 890	14 890	18 597	1 980 187	513 445	514 240	568 233
BRAZIL.....	73 300	12 096	12 096	17 218	9 367 559	1 094 416	1 097 793	1 507 891
AUSTRIA.....	43 982	12 468	13 092	14 339	212 435	75 570	78 001	83 783
HG KONG.....	35 980	11 350	11 350	12 812	239 421	76 886	76 819	87 081
AUSTRAL.....	-	-	-	-	2 629 778	570 954	570 954	670 030
OTH CTY.....	31 480	11 150	11 150	13 318	586 951	149 086	141 850	177 948
TOTAL.....	322 851	69 716	70 340	86 062	18 316 271	3 080 855	3 036 879	3 680 070
0711020	COFFEE, CRUDE							(LB)
MEXICO.....	17 945 622	8 611 189	8 611 180	8 734 656	89 903 914	45 811 950	45 817 892	46 097 639
GUATMAL.....	12 187 041	5 349 932	5 349 932	5 710 032	66 510 298	32 666 305	32 675 316	34 575 318
SALVADR.....	16 434 039	7 211 532	7 211 532	7 841 319	88 773 162	42 410 039	42 409 035	45 810 371
HONDURA.....	3 062 549	1 318 013	1 318 013	1 397 124	38 212 696	17 721 146	17 721 137	18 725 276
NICARAG.....	2 359 820	1 108 456	1 108 456	1 200 597	5 518 305	2 611 006	2 611 006	2 824 511
C RICA.....	1 154 490	557 953	557 953	602 961	10 267 547	5 334 672	5 334 672	5 667 496
PANAMA.....	121 506	52 247	52 247	54 457	678 950	343 163	343 163	360 396
HAITI.....	1 179 950	470 738	470 738	508 203	5 776 889	2 602 476	2 602 476	2 784 750
DOM REP.....	5 301 123	2 519 675	2 519 676	2 664 108	18 903 616	9 572 094	9 572 195	10 094 536
TRINID.....	990 500	366 668	366 668	408 256	2 277 310	866 122	866 040	958 054
COLOMB.....	35 805 314	22 358 358	22 358 358	23 547 244	215 985 121	144 120 371	143 933 860	151 116 632
VENEZ.....	297 483	141 724	141 724	149 189	5 322 866	2 844 415	2 844 417	2 968 236
GUYANA.....	-	-	-	-	147 110	94 110	94 110	101 075
SURINAM.....	-	-	-	-	132 000	85 894	85 894	91 537
ECUADOR.....	1 031 763	396 736	396 736	434 696	21 114 507	9 579 291	9 575 676	10 291 642
PERU.....	1 950 270	821 586	821 586	892 597	32 761 620	16 257 682	16 265 907	17 446 321
BOLIVIA.....	183 180	74 784	74 784	80 388	388 207	162 431	162 431	174 063
BRAZIL.....	62 610 251	40 950 327	40 950 162	43 579 807	256 213 963	164 872 491	164 870 478	175 611 229
PARAGUA.....	-	-	-	-	337 304	124 348	124 348	138 990
NETHLDs.....	-	-	-	-	167 548	145 667	145 667	154 723
FRANCE.....	359 495	376 445	376 445	395 810	1 558 043	1 365 778	1 365 794	1 456 900
W GERM.....	7 937	6 539	6 539	6 957	204 861	173 555	173 555	184 096
SWITZLD.....	284 905	207 936	207 936	226 576	888 666	704 333	704 333	755 934
PORTUGL.....	-	-	-	-	242 594	119 568	119 568	134 573
YEMEN S.....	-	-	-	-	32 606	30 245	30 245	33 482
YEMEN A.....	-	-	-	-	55 115	42 762	42 762	45 990
INDIA.....	921 298	361 963	361 963	401 973	8 769 142	3 951 467	3 951 467	4 342 815
S VETNM.....	-	-	-	-	221 344	124 829	124 829	134 591
MALAYSA.....	-	-	-	-	66 138	37 755	37 755	42 382

Table 2. Schedule A Commodity by Country of Origin, Customs, F.a.s., and C.i.f. Values—Continued

(See "Explanation of Statistics" for information on coverage, definitions of Customs, f.a.s., and c.i.f. values, sources of error in the data, OTH CTY (other countries), and other definitions and features of the import statistics. Shipments valued less than \$251 are shown only under Schedule A commodity number 990.0000 and excluded from all other commodities.)

Country of origin	Schedule A commodity number, description and unit of quantity							
	Net quantity	Current month			Net quantity	Cumulative, January to date		
		Value (dollars)				Value (dollars)		
	Customs	F.a.s.	C.i.f.	Customs	F.a.s.	C.i.f.		
SINGAPR.....	-	-	-	-	1 660 482	553 594	553 594	618 200
INDNSIA.....	10 365 516	3 510 994	3 510 894	4 106 325	35 231 195	13 405 509	13 409 622	15 305 859
SO ASIA.....	-	-	-	-	1 736 450	806 604	806 604	926 965
NEW GUI.....	875 436	406 344	406 344	440 183	3 288 568	1 666 531	1 666 531	1 793 718
CAMROON.....	4 659 776	1 939 817	1 939 817	2 162 582	13 347 107	5 958 595	5 952 595	6 567 845
SIER LN.....	936 955	456 766	456 766	494 572	6 318 075	2 999 855	3 009 196	3 295 267
IVY CST.....	6 139 018	2 697 119	2 697 119	2 953 345	48 332 615	23 401 322	23 406 322	25 434 995
GHANA.....	-	-	-	-	448 008	186 704	186 704	204 844
ANGOLA.....	703 896	556 321	556 321	595 556	72 986 902	37 717 421	37 724 724	41 507 343
O PW AF.....	-	-	-	-	165 477	81 912	81 912	91 440
LIBERIA.....	1 125 600	477 630	477 630	513 389	3 376 800	1 453 458	1 453 458	1 563 453
ZAIRE.....	3 335 402	1 397 124	1 397 124	1 534 951	16 274 015	7 794 976	7 794 970	8 486 930
BURUNDI.....	3 829 279	1 549 194	1 549 794	1 740 741	16 973 295	7 764 671	7 765 281	8 618 525
RWANDA.....	1 851 864	748 021	748 021	835 535	21 333 523	9 618 280	9 618 280	10 649 985
ETHIOP.....	4 846 324	2 060 696	2 060 695	2 258 951	34 379 332	16 594 841	16 558 840	18 019 980
UGANDA.....	16 277 298	6 939 392	6 939 393	7 679 657	61 497 550	27 886 770	27 886 771	30 710 232
KENYA.....	3 841 499	1 584 571	1 584 570	1 762 805	15 196 204	6 919 205	6 909 204	7 580 524
TZANIA.....	3 959 991	1 647 466	1 629 466	1 804 494	18 597 087	8 585 311	8 566 467	9 420 889
MALAGAS.....	2 645 992	1 108 407	1 108 407	1 258 742	26 098 642	11 814 961	11 814 971	13 316 942
OTH CTY.....	-	-	-	-	72 130	46 897	47 067	47 798
TOTAL.....	229 582 382	120 342 663	120 324 907	128 978 778	1 268 744 899	690 033 382	689 819 141	737 284 892
0711040	COFFEE, ROASTED OR GROUND							(LB)
CANADA.....	71 885	63 645	64 106	64 106	285 408	302 996	303 346	303 346
MEXICO.....	304 934	170 798	170 798	170 798	3 601 013	2 896 831	2 896 831	2 896 899
GUATMAL.....	-	-	-	-	96 710	59 605	59 605	63 071
C RICA.....	-	-	-	-	713 160	400 769	400 769	430 575
DOM REP.....	1 008 000	630 000	614 846	630 000	3 777 350	2 457 858	2 401 599	2 457 926
COLOMB.....	-	-	-	-	1 333 122	660 035	660 035	709 094
ECUADOR.....	-	-	-	-	60 000	33 900	33 900	37 572
BRAZIL.....	35 640	26 373	26 373	27 999	2 559 145	1 556 374	1 556 374	1 665 280
GREECE.....	-	-	-	-	89 801	129 174	129 233	138 872
YEMEN S.....	44 092	39 491	39 491	42 006	44 092	39 491	39 491	42 006
OTH CTY.....	2 900	2 204	2 204	2 824	36 741	45 796	45 895	52 675
TOTAL.....	1 467 451	932 511	917 818	937 733	12 596 542	8 582 829	8 527 078	8 797 316
0711060	COFFEE SUBSTITUTES AND MIXTURES OF COFFEE WITH SUBSTITUTES							(LB)
NETHLDs.....	-	-	-	-	200 000	75 147	75 147	82 000
W GERM.....	8 333	16 172	16 172	17 677	62 459	112 167	112 167	124 907
SWITZLD.....	-	-	-	-	29 125	61 064	61 064	66 337
OTH CTY.....	3 139	3 370	3 370	3 749	14 591	20 389	20 389	22 417
TOTAL.....	11 472	19 542	19 542	21 426	306 175	268 767	268 767	295 661
0713000	COFFEE EXTRACTS, ESSENCES, AND CONCENTRATES							(LB)
CANADA.....	16 624	32 152	32 670	32 670	694 049	1 389 305	1 390 521	1 390 771
GUATMAL.....	45 000	60 993	60 993	63 840	170 165	244 295	244 295	257 861
SALVADR.....	269 000	328 303	328 303	348 672	945 763	1 207 312	1 207 312	1 284 998
NICARAG.....	166 800	204 982	204 982	217 929	408 720	507 483	507 483	540 492
COLOMB.....	-	-	-	-	77 161	57 750	57 750	60 492
ECUADOR.....	55 115	65 000	65 000	71 473	209 437	245 000	255 000	277 630
BRAZIL.....	1 406 758	1 975 865	1 975 874	2 151 157	15 410 993	21 499 622	21 400 058	23 207 408
U KING.....	-	-	-	-	135 440	524 463	524 462	534 548
NETHLDs.....	2 200	8 808	8 808	8 935	34 195	51 940	51 940	54 243
FRANCE.....	194 884	783 176	783 176	796 976	2 460 998	8 534 908	8 534 912	7 825 856
W GERM.....	131	755	755	831	145 950	276 911	277 181	287 602
SPAIN.....	224 640	827 556	827 556	844 700	1 347 840	4 966 551	4 966 551	5 081 497
OTH CTY.....	839	798	798	1 592	59 833	52 202	52 202	56 613
TOTAL.....	2 381 991	4 288 388	4 288 915	4 538 796	22 100 544	39 557 742	39 469 667	40 860 011
0721000	COCOA BEANS							(LB)
GUATMAL.....	75 000	34 500	34 500	36 559	705 000	457 725	457 725	477 682
SALVADR.....	-	-	-	-	76 059	52 481	52 481	54 971
NICARAG.....	-	-	-	-	293 250	203 273	203 273	213 346
C RICA.....	381 207	177 335	176 435	187 954	3 803 827	2 314 526	2 313 637	2 452 840
PANAMA.....	69 750	31 391	31 391	34 394	279 000	153 897	153 897	165 450
HAITI.....	250 624	134 386	134 386	139 600	2 047 257	1 234 487	1 234 487	1 294 128
DOM REP.....	8 394 001	3 794 512	3 794 512	4 064 663	34 969 073	18 367 886	18 367 410	19 508 527
TRINID.....	1 261 728	797 769	797 769	854 109	3 704 888	2 599 549	2 594 549	2 764 355
VENEZ.....	921 432	525 721	502 011	526 118	4 366 340	2 879 594	2 803 463	2 917 834
ECUADOR.....	2 269 173	1 092 525	1 089 292	1 168 407	10 483 556	6 131 754	6 126 439	6 476 452
BRAZIL.....	4 963 243	2 869 155	2 848 167	3 030 410	45 777 321	32 321 374	32 259 130	33 931 783
ISRAEL.....	-	-	-	-	529 104	376 909	376 909	397 055
MALAYSA.....	67 285	42 464	42 464	47 136	504 639	365 799	365 799	399 596
INDNSIA.....	236 443	211 942	211 942	222 256	293 989	253 866	253 866	267 276
NEW GUI.....	1 735 561	1 130 513	1 130 513	1 213 729	8 921 648	7 246 811	7 246 811	7 646 927
W SAMOA.....	-	-	-	-	110 992	95 007	95 007	103 091
GUINEA.....	-	-	-	-	1 796 749	1 496 429	1 496 429	1 581 551
SIER LN.....	-	-	-	-	1 120 000	944 103	944 103	986 788
IVY CST.....	1 004 338	869 664	873 366	911 753	37 659 790	32 157 382	32 174 658	33 646 448
GHANA.....	17 920 001	10 380 987	10 349 627	10 970 932	80 113 487	51 496 144	51 384 984	54 261 475
NIGERIA.....	2 227 239	1 636 266	1 560 842	1 645 472	10 968 022	8 049 261	7 973 837	8 391 935
CHAD.....	-	-	-	-	5 601 260	4 159 326	4 159 326	4 387 500
OTH CTY.....	17 938	13 683	13 989	15 265	102 220	63 478	63 784	67 822
TOTAL.....	41 794 963	23 742 813	23 591 206	25 068 757	254 227 471	173 421 061	173 102 004	182 394 832

Table 2. **Schedule A Commodity by Country of Origin, Customs, F.a.s., and C.i.f. Values—Continued**

(See "Explanation of Statistics" for information on coverage, definitions of Customs, f.a.s., and c.i.f. values, sources of error in the data, OTH CTY (other countries), and other definitions and features of the import statistics. Shipments valued less than \$251 are shown only under Schedule A commodity number 990.0000 and excluded from all other commodities.)

Country of origin	Schedule A commodity number, description and unit of quantity								
	Net quantity	Current month			Net quantity	Cumulative, January to date			
		Value (dollars)				Value (dollars)			
		Customs	F.a.s.	C.i.f.		Customs	F.a.s.	C.i.f.	
0722000	COCOA, UNSWEETENED, AND COCOA CAKE REDUCIBLE TO COCOA POWDER							(LB)	
DOM REP.....	445 000	83 829	83 829	93 524	1 286 600	277 429	277 429	305 860	
VENEZ.....	-	-	-	-	158 114	52 784	52 784	56 115	
ECUADOR.....	-	-	-	-	496 035	161 875	161 875	176 322	
BRAZIL.....	716 499	167 638	167 638	190 980	13 293 911	3 738 972	3 738 972	4 115 095	
ARGENT.....	-	-	-	-	220 462	77 000	77 000	84 614	
U KING.....	-	-	-	-	2 155 824	412 758	413 253	510 038	
NETHLDs.....	2 394 697	1 248 244	1 249 630	1 338 417	17 634 998	9 049 325	9 053 840	9 676 853	
FRANCE.....	1 080 000	348 927	354 929	389 425	3 600 000	1 258 506	1 264 510	1 378 533	
W GERM.....	1 123 166	566 990	566 990	604 878	7 289 419	3 301 426	3 301 426	3 518 263	
CAMROON.....	-	-	-	-	2 678 481	637 661	637 701	742 075	
IVY CST.....	673 621	209 507	209 507	233 861	4 066 631	1 169 119	1 169 119	1 328 580	
GHANA.....	223 944	56 376	56 376	65 500	4 454 688	1 275 643	1 275 643	1 444 369	
NIGERIA.....	1 084 400	387 434	340 861	398 763	3 794 569	1 133 147	1 077 453	1 249 945	
OTH CTY.....	-	-	-	-	450	531	531	548	
TOTAL.....	7 741 327	3 068 945	3 029 760	3 315 348	61 130 182	22 546 176	22 501 536	24 587 210	
0723100	CHOCOLATE, UNSWEETENED							(LB)	
CANADA.....	120 000	112 188	113 369	113 369	457 800	443 243	447 408	447 408	
MEXICO.....	-	-	-	-	66 138	57 000	57 000	59 475	
HAITI.....	119 940	61 771	61 771	65 230	235 860	131 881	131 881	139 478	
DOM REP.....	160 000	112 300	112 300	115 904	380 217	284 700	284 700	264 709	
ECUADOR.....	463 010	260 274	260 274	278 730	1 675 848	1 203 460	1 203 460	1 271 169	
BRAZIL.....	1 173 952	872 978	826 743	879 328	4 487 473	3 775 028	3 728 793	3 938 973	
NETHLDs.....	5 000	4 463	4 463	4 733	36 865	34 464	34 464	36 248	
GHANA.....	-	-	-	-	112 000	120 149	120 149	125 440	
TOTAL.....	2 041 902	1 423 974	1 378 920	1 457 294	7 452 201	6 049 925	6 007 855	6 282 900	
0723200	COCOA BUTTER							(LB)	
CANADA.....	-	-	-	-	50 960	69 284	69 469	70 188	
MEXICO.....	125 000	113 750	113 750	118 039	579 350	693 154	655 494	675 994	
C RICA.....	-	-	-	-	281 645	413 215	401 547	416 231	
DOM REP.....	245 000	307 855	320 255	331 286	1 381 495	1 857 090	1 895 130	1 963 432	
COLOMB.....	-	-	-	-	330 690	472 500	472 500	491 185	
VENEZ.....	-	-	-	-	489 293	828 175	828 175	863 734	
ECUADOR.....	739 334	670 500	670 500	701 180	1 433 783	1 549 000	1 549 000	1 613 221	
BOLIVIA.....	28 600	42 900	42 900	44 382	74 846	97 975	97 975	102 059	
BRAZIL.....	343 918	343 050	343 050	359 806	2 804 262	4 143 892	4 413 201	4 555 932	
U KING.....	97 210	165 205	165 205	170 207	569 823	940 840	940 840	966 818	
NETHLDs.....	29 120	49 932	49 932	51 033	530 367	875 821	907 739	928 248	
W GERM.....	-	-	-	-	26 043	48 618	48 618	50 153	
PHIL R.....	60 000	81 000	81 000	83 543	560 000	803 224	801 300	826 436	
IVY CST.....	2 645 520	2 875 000	4 724 579	4 896 341	4 850 120	6 354 400	8 586 168	8 901 616	
GHANA.....	-	-	-	-	707 840	1 374 140	1 249 507	1 291 047	
NIGERIA.....	24 802	31 585	31 888	33 111	462 195	641 756	637 951	662 569	
OTH CTY.....	-	-	-	-	10 000	10 000	10 000	10 700	
TOTAL.....	4 338 504	4 680 777	6 543 059	6 788 930	15 142 712	21 173 084	23 564 614	24 389 563	
0730020	CHOCOLATE, SWEETENED, IN BARS AND BLOCKS							(LB)	
CANADA.....	775	973	1 018	1 018	1 137 329	1 167 622	1 181 989	1 181 989	
MEXICO.....	27 070	18 363	18 396	18 396	91 184	57 918	58 954	58 954	
DOM REP.....	140 640	62 716	62 716	64 694	937 680	447 319	446 819	460 665	
ARGENT.....	-	-	-	-	103 873	91 494	91 494	101 150	
U KING.....	52 714	78 158	78 158	84 511	786 972	686 310	685 228	730 461	
IRELAND.....	-	-	-	-	300 000	184 331	184 331	197 783	
NETHLDs.....	31 071	51 075	51 075	52 968	246 886	332 668	327 662	344 794	
BELGIUM.....	119 718	106 269	106 269	114 101	745 201	415 429	415 429	450 704	
W GERM.....	-	-	-	-	446 210	458 859	458 809	490 158	
SWITZLD.....	6 714	10 574	10 735	11 116	159 381	247 540	248 135	255 230	
ITALY.....	16 959	28 015	26 880	29 249	123 696	222 255	214 039	240 690	
ISRAEL.....	3 051	4 100	4 100	4 445	123 354	107 036	107 036	118 430	
OTH CTY.....	117 230	29 670	29 670	34 401	146 422	69 775	69 775	80 527	
TOTAL.....	515 942	389 913	389 017	414 899	5 348 188	4 488 556	4 489 700	4 711 535	
0730040	CANDY AND OTHER CONFECTIONERY, NES, CONTAINING COCOA AND CHOCOLATE							(LB)	
CANADA.....	64 233	49 829	50 431	50 546	1 013 799	968 173	953 216	973 854	
MEXICO.....	43 162	16 671	17 271	17 271	1 301 559	569 341	570 449	570 449	
DOM REP.....	-	-	-	-	450 000	150 658	150 658	157 500	
BRAZIL.....	395 655	104 987	104 987	119 742	2 849 540	781 443	786 663	896 742	
ARGENT.....	14 688	5 469	5 469	6 348	72 814	32 079	32 079	36 120	
SWEDEN.....	19 146	13 887	13 986	15 511	212 390	144 604	144 294	158 975	
FINLAND.....	158 036	170 233	167 819	183 705	755 902	650 788	633 917	694 849	
U KING.....	1 118 154	1 105 449	1 097 352	1 196 643	4 259 277	3 987 306	3 964 049	4 351 037	
NETHLDs.....	30 146	21 908	21 709	23 428	127 025	84 038	83 839	89 695	
BELGIUM.....	540	2 681	1 680	2 239	26 242	34 325	33 324	39 677	
W GERM.....	48 437	43 287	43 287	48 535	409 438	441 240	436 719	472 483	
AUSTRIA.....	-	-	-	-	36 726	36 406	36 260	37 519	
SWITZLD.....	25 642	41 743	42 253	44 969	281 052	426 757	430 432	449 548	
POLAND.....	21 873	12 994	12 890	14 978	73 350	52 470	52 366	60 065	
ITALY.....	2 859	3 268	3 098	3 690	143 758	244 704	198 372	260 560	
ISRAEL.....	10 055	7 036	7 036	7 875	65 171	34 778	34 778	40 397	
AUSTRAL.....	-	-	-	-	544 900	117 089	117 089	135 595	
OTH CTY.....	8 047	7 780	7 766	8 917	81 247	77 881	76 870	83 878	
TOTAL.....	1 960 673	1 607 222	1 597 034	1 744 397	12 704 190	8 834 080	8 735 374	9 508 943	

Table 2. Schedule A Commodity by Country of Origin, Customs, F.a.s., and C.i.f. Values—Continued

(See "Explanation of Statistics" for information on coverage, definitions of Customs, f.a.s., and c.i.f. values, sources of error in the data, OTH CTY (other countries), and other definitions and features of the import statistics. Shipments valued less than \$251 are shown only under Schedule A commodity number 990.0000 and excluded from all other commodities.)

Country of origin	Schedule A commodity number, description and unit of quantity							
	Current month				Cumulative, January to date			
	Net quantity	Value (dollars)			Net quantity	Value (dollars)		
Customs		F.a.s.	C.i.f.	Customs		F.a.s.	C.i.f.	
0741000	TEA, CRUDE OR PREPARED							(LB)
CANADA.....	483 400	510 067	510 549	511 033	2 657 924	2 697 986	2 694 308	2 714 737
ECUADOR.....	90 774	48 505	48 505	54 681	824 907	442 887	442 887	501 979
PERU.....	-	-	-	-	41 821	38 915	38 915	42 613
BRAZIL.....	225 315	113 460	113 460	144 953	2 557 971	1 264 975	1 264 975	1 446 275
ARGENT.....	457 666	205 538	205 538	240 241	1 988 406	890 345	890 345	1 036 201
U KING.....	48 736	79 397	79 607	88 679	650 025	837 170	837 816	922 185
NETHLDs.....	430 670	215 868	217 180	238 366	3 728 784	1 940 694	1 947 606	2 114 406
W GERM.....	72 740	44 774	44 774	48 359	242 074	153 236	153 236	163 618
TURKEY.....	-	-	-	-	227 144	86 386	86 386	94 761
INDIA.....	842 973	570 831	570 830	656 861	6 912 386	4 243 166	4 248 965	4 946 230
BNGLDSh.....	192 862	97 787	97 787	111 051	1 624 805	692 508	692 508	833 418
SRI LKA.....	2 788 352	1 877 911	1 880 660	2 128 495	20 003 504	12 721 938	12 778 466	14 470 177
MALAYSA.....	197 713	119 522	119 522	127 592	213 365	129 440	128 989	137 608
INDNSIA.....	2 294 122	1 292 401	1 292 401	1 510 115	15 221 048	8 037 846	8 045 116	9 316 468
CHINA M.....	151 707	79 777	79 777	89 605	2 599 518	1 047 941	1 049 003	1 222 084
HG KONG.....	18 122	22 192	22 187	24 710	112 418	118 200	121 904	135 131
CHINA T.....	808 366	280 923	282 206	342 091	4 508 384	1 551 028	1 563 203	1 859 520
JAPAN.....	171 823	65 759	65 821	79 769	537 346	236 437	237 176	280 346
ZAIRE.....	33 900	22 461	22 828	26 129	693 654	347 674	348 110	420 682
RWANDA.....	212 425	137 193	137 413	144 544	375 342	220 964	221 184	242 465
UGANDA.....	170 549	125 862	127 398	143 565	819 536	526 503	528 777	602 778
KENYA.....	1 046 098	655 262	656 961	749 733	9 601 982	5 505 242	5 519 082	6 434 093
TNZANIA.....	277 908	196 021	201 288	225 776	606 455	398 428	404 426	458 804
MOZAMBQ.....	328 611	148 580	149 104	181 799	3 424 929	1 427 767	1 428 292	1 761 216
REP SAF.....	-	-	-	-	70 645	30 890	30 890	38 967
MALAWI.....	824 329	426 839	427 633	507 771	1 989 924	981 889	986 043	1 175 707
OTH CTY.....	1 267	2 878	2 926	3 312	79 850	63 628	63 758	70 012
TOTAL.....	12 170 428	7 339 808	7 356 355	8 379 230	82 314 147	46 634 083	46 752 366	53 442 481
0742000	MATE, CRUDE OR PREPARED							(LB)
OTH CTY.....	34 075	12 095	12 095	14 339	162 005	46 413	45 888	55 828
TOTAL.....	34 075	12 095	12 095	14 339	162 005	46 413	45 888	55 828
0751010	PAPRIKA, GROUND OR UNGROUND							(LB)
MEXICO.....	232 000	174 000	174 000	174 000	698 570	523 931	523 931	523 931
SPAIN.....	589 160	340 023	340 023	378 551	5 775 246	3 547 248	3 544 651	3 893 788
YUGOSLV.....	-	-	-	-	109 780	74 650	74 650	85 468
BULGAR.....	99 320	64 637	64 637	70 674	923 795	625 303	625 303	669 753
MALAYSA.....	-	-	-	-	88 680	37 081	37 081	41 341
MOROC.....	-	-	-	-	729 996	392 222	392 222	427 861
OTH CTY.....	570	959	1 005	1 068	20 971	20 454	20 500	23 007
TOTAL.....	921 050	579 619	579 665	624 293	8 347 038	5 220 889	5 218 338	5 665 149
0751020	PEPPER, BLACK, UNGROUND							(LB)
BRAZIL.....	821 457	595 313	595 313	634 904	5 716 329	4 236 243	4 225 549	4 489 340
INDIA.....	1 441 724	1 119 917	1 117 031	1 224 546	9 240 887	7 221 922	7 208 059	7 884 279
SRI LKA.....	-	-	-	-	89 600	64 924	64 924	72 300
MALAYSA.....	619 322	467 956	467 956	504 731	1 576 201	1 194 693	1 194 693	1 280 451
SINGAPR.....	45 525	38 960	38 960	40 820	634 580	502 493	502 493	533 334
INDNSIA.....	11 200	9 439	9 439	10 192	2 905 619	2 315 488	2 315 488	2 489 456
OTH CTY.....	1 400	1 771	1 819	1 819	49 231	17 557	17 667	19 847
TOTAL.....	2 940 628	2 233 356	2 230 518	2 417 012	20 212 447	15 553 320	15 528 873	16 769 007
0751030	PEPPER, WHITE, UNGROUND							(LB)
BRAZIL.....	22 046	20 000	20 000	20 980	43 892	37 300	37 300	39 242
INDNSIA.....	167 397	143 116	143 116	152 506	1 210 125	1 049 919	1 046 810	1 116 375
OTH CTY.....	617	752	752	867	2 100	4 433	4 433	4 932
TOTAL.....	190 060	163 868	163 868	174 353	1 256 117	1 091 652	1 088 543	1 160 549
0751040	PEPPER, CAPSICUM, CAYENNE, AND RED, UNGROUND							(LB)
MEXICO.....	636 209	386 205	386 388	386 389	2 868 543	1 766 948	1 771 413	1 771 414
CHINA M.....	609 131	191 304	191 302	231 670	2 584 027	834 763	834 761	1 020 379
JAPAN.....	50 000	38 259	38 259	39 225	387 260	176 073	176 073	207 794
OTH CTY.....	18 175	17 490	17 611	18 930	214 066	92 375	92 583	110 612
TOTAL.....	1 313 515	633 258	633 560	676 214	6 053 896	2 870 159	2 874 830	3 110 199
0751050	PIMENTO, UNGROUND							(LB)
GUATHAL.....	-	-	-	-	36 968	32 676	32 676	34 186
HONDURA.....	-	-	-	-	86 094	75 126	74 899	78 268
JAMAICA.....	78 600	97 024	97 024	100 935	190 440	231 980	231 980	241 332
TOTAL.....	78 600	97 024	97 024	100 935	313 502	339 782	339 555	353 786
0751060	PEPPER, WHITE, BLACK OR RED, AND PIMENTO, GROUND							(LB)
OTH CTY.....	6 729	7 010	7 026	7 858	44 171	43 482	43 888	47 924
TOTAL.....	6 729	7 010	7 026	7 858	44 171	43 482	43 888	47 924
0752100	BEAN, VANILLA							(LB)
INDNSIA.....	29 100	180 664	180 664	183 894	90 551	480 403	480 403	490 951
MALAGAS.....	154 753	1 018 404	1 018 404	1 049 761	949 275	6 245 062	6 245 067	6 437 387
F IND O.....	-	-	-	-	88 184	560 000	560 000	585 213
OTH CTY.....	-	-	-	-	2 125	28 759	28 759	29 683
TOTAL.....	183 853	1 199 068	1 199 068	1 233 655	1 130 135	7 314 224	7 314 229	7 543 234

Table 2. Schedule A Commodity by Country of Origin, Customs, F.a.s., and C.i.f. Values—Continued

(See "Explanation of Statistics" for information on coverage, definitions of Customs, f.a.s., and c.i.f. values, sources of error in the data, OTH CTY (other countries), and other definitions and features of the import statistics. Shipments valued less than \$251 are shown only under Schedule A commodity number 990.0000 and excluded from all other commodities.)

Country of origin	Schedule A commodity number, description and unit of quantity							
	Current month				Cumulative, January to date			
	Net quantity	Value (dollars)			Net quantity	Value (dollars)		
Customs		F.a.s.	C.i.f.	Customs		F.a.s.	C.i.f.	
0752220	CASSIA, CASSIA BUDS, AND CASSIA VERA							(LB)
INDIA.....	-	-	-	-	225 677	61 775	61 775	89 509
S VETNM.....	-	-	-	-	45 173	53 140	53 140	57 939
INDNSIA.....	440 811	248 647	246 883	283 194	2 542 870	1 466 660	1 464 097	1 647 760
CHINA M.....	72 449	47 615	47 743	52 097	566 905	447 699	444 912	481 516
HG KONG.....	-	-	-	-	174 131	132 276	132 276	142 843
CHINA T.....	22 400	4 157	4 157	5 724	328 693	76 722	76 722	101 606
OTH CTY.....	44 092	6 768	6 768	8 547	66 138	15 775	15 775	19 016
TOTAL.....	579 752	307 187	305 551	349 562	3 949 587	2 254 047	2 248 697	2 540 189
0752240	CINNAMON, AND CINNAMON CHIPS							(LB)
INDIA.....	-	-	-	-	89 421	38 841	37 628	47 302
SRI LKA.....	213 529	147 886	147 501	172 529	849 241	583 300	582 023	679 117
SEYCHEL.....	55 918	19 020	19 020	25 278	525 166	175 809	175 709	224 344
OTH CTY.....	23 646	6 694	6 694	8 194	99 337	36 462	36 474	45 560
TOTAL.....	293 093	173 600	173 215	206 001	1 563 165	834 412	831 834	996 323
0752300	CLOVES, AND CLOVE STEMS							(LB)
INDNSIA.....	6 720	24 787	24 787	26 061	17 745	49 392	48 860	51 255
MALAGAS.....	131 109	297 222	297 222	318 859	502 921	1 135 334	1 135 334	1 200 157
OTH CTY.....	-	-	-	-	19 643	51 413	51 431	54 052
TOTAL.....	137 829	322 009	322 009	344 920	540 309	1 236 139	1 235 645	1 305 464
0752420	CARDAMON, AND MACE							(LB)
GUATMAL.....	2 210	4 348	4 348	4 506	60 866	133 191	133 191	137 517
INDIA.....	600	6 600	6 600	8 807	8 190	60 033	60 033	62 464
INDNSIA.....	16 535	31 148	31 148	34 321	172 556	338 595	338 595	363 104
OTH CTY.....	-	-	-	-	14 138	20 047	20 049	22 008
TOTAL.....	19 345	42 096	42 096	45 634	255 750	551 866	551 868	585 093
0752440	NUTMEG, GROUND AND UNGROUND							(LB)
LW WW I.....	-	-	-	-	70 000	89 220	89 220	93 708
NETHLS.....	-	-	-	-	23 148	30 593	30 593	31 945
INDNSIA.....	248 567	270 973	270 973	296 900	1 026 260	1 306 992	1 306 983	1 409 108
OTH CTY.....	422	475	475	541	6 119	12 167	12 230	12 595
TOTAL.....	248 989	271 448	271 448	297 441	1 127 527	1 438 972	1 439 026	1 547 356
0752520	CARAWAY							(LB)
DENMARK.....	-	-	-	-	147 228	43 117	43 117	50 390
NETHLS.....	295 232	97 157	97 157	106 536	1 747 738	584 829	583 873	647 231
POLAND.....	44 092	13 772	13 772	15 600	421 827	130 010	130 010	147 579
OTH CTY.....	3 247	669	669	831	144 872	31 016	31 016	40 158
TOTAL.....	342 571	111 598	111 598	122 967	2 461 665	788 972	788 016	885 358
0752540	ANISE, CORIANDER, CUMMIN, DILL, AND FENNEL							(LB)
MEXICO.....	119 560	13 909	14 151	14 151	815 675	91 797	92 972	93 126
DOM REP.....	12 736	4 424	4 424	5 693	98 011	34 037	34 035	47 837
SPAIN.....	-	-	-	-	292 058	222 001	225 773	241 674
ROMANIA.....	83 334	7 449	7 449	10 605	481 055	49 359	49 359	64 648
LEBANON.....	33 116	10 727	10 727	12 557	348 711	96 971	96 971	112 192
IRAN.....	407 707	233 370	233 370	253 177	1 724 010	983 122	983 122	1 090 136
ISRAEL.....	-	-	-	-	57 996	36 787	36 787	40 424
INDIA.....	198 466	66 146	66 146	79 122	573 479	158 447	158 417	195 601
CHINA M.....	78 893	8 579	8 579	11 444	228 748	53 459	51 845	63 620
MOROC.....	114 112	15 625	15 625	19 745	765 731	84 539	84 539	113 020
EGYPT.....	33 069	7 436	7 171	8 632	235 324	82 457	82 007	93 336
OTH CTY.....	90 701	13 651	13 651	18 495	594 050	79 335	79 538	103 554
TOTAL.....	1 171 694	381 316	381 293	434 621	6 214 848	1 972 311	1 975 365	2 259 168
0752920	GINGER ROOT, WHETHER OR NOT GROUND, NOT CANDIED, OR PRESERVED							(LB)
NICARAG.....	68 395	24 861	24 861	31 515	185 405	64 052	64 052	81 859
JAMAICA.....	22 450	15 080	15 080	16 021	76 260	56 063	56 329	59 042
INDIA.....	-	-	-	-	357 545	160 057	159 192	184 278
CHINA M.....	15 432	4 293	4 293	6 505	384 894	124 425	124 417	158 661
AUSTRAL.....	-	-	-	-	67 200	45 059	45 059	52 080
OPAC IS.....	4 500	1 513	1 513	2 694	161 660	49 445	49 477	59 435
SIER LN.....	99 207	68 913	68 913	73 080	220 407	179 409	180 407	189 914
NIGERIA.....	212 859	91 393	91 454	102 700	729 337	339 771	340 402	378 792
OTH CTY.....	89 127	19 104	19 107	25 198	384 499	106 138	106 141	135 397
TOTAL.....	511 970	225 157	225 221	257 713	2 567 207	1 124 419	1 125 116	1 299 458
0752940	ORIGANUM, CRUDE OR NOT MANUFACTURED							(LB)
MEXICO.....	96 686	57 108	57 406	59 492	1 492 225	648 033	651 135	662 730
GREECE.....	119 383	116 914	116 600	125 768	783 009	865 574	864 664	925 739
TURKEY.....	-	-	-	-	118 969	96 515	96 515	104 114
OTH CTY.....	-	-	-	-	43 916	13 820	13 820	15 901
TOTAL.....	216 069	174 022	174 006	185 260	2 438 119	1 623 942	1 626 134	1 708 484
0752960	THYME, SAFFRON, BAY LEAVES AND OTHER SPICES NES							(LB)
FRANCE.....	22 422	12 024	12 074	14 446	109 646	54 438	54 508	65 044

Table 2. Schedule A Commodity by Country of Origin, Customs, F.a.s., and C.i.f. Values—Continued

(See "Explanation of Statistics" for information on coverage, definitions of Customs, f.a.s., and c.i.f. values, sources of error in the data, OTH CTY (other countries), and other definitions and features of the import statistics. Shipments valued less than \$251 are shown only under Schedule A commodity number 990.0000 and excluded from all other commodities.)

Country of origin	Schedule A commodity number, description and unit of quantity							
	Current month				Cumulative, January to date			
	Net quantity	Value (dollars)			Net quantity	Value (dollars)		
Customs		F.a.s.	C.i.f.	Customs		F.a.s.	C.i.f.	
SPAIN.....	84 579	26 996	26 996	33 951	261 044	80 941	80 341	102 845
YUGOSLV.....	16 234	5 385	5 385	6 784	117 308	47 084	47 084	57 196
TURKEY.....	32 614	16 103	16 103	17 930	364 435	187 196	187 196	210 434
INDIA.....	8 856	12 276	12 276	13 873	61 100	58 379	57 949	68 330
JAPAN.....	4 331	5 333	5 333	5 996	27 293	36 781	36 778	41 698
MOROC.....	21 646	2 959	2 959	3 655	240 541	30 881	30 881	38 579
OTH CTY.....	12 882	16 006	15 650	17 743	168 065	156 299	156 319	179 906
TOTAL.....	203 564	97 082	96 776	114 378	1 349 432	651 999	651 056	764 032
0811100	STRAW, EXCEPT FLAX STRAW AND RICE STRAW							(STN)
CANADA.....	89	3 308	3 638	3 638	1 170	42 171	46 044	46 044
TOTAL.....	89	3 308	3 638	3 638	1 170	42 171	46 044	46 044
0811200	HAY							(STN)
CANADA.....	1 316	75 150	80 596	80 596	21 559	1 397 312	1 489 071	1 489 103
OTH CTY.....	-	-	-	-	55	2 491	2 566	2 566
TOTAL.....	1 316	75 150	80 596	80 596	21 614	1 399 803	1 491 637	1 491 669
0811900	ANIMAL FEEDS, NSPF							(CWT)
CANADA.....	72 585	580 914	602 129	608 043	190 641	1 260 824	1 297 338	1 316 643
MEXICO.....	2 753	132 044	132 043	132 540	9 910	465 682	474 681	475 178
ECUADOR.....	157	66 986	66 986	69 905	851	256 743	256 743	269 441
U KING.....	-	-	-	-	49 698	114 651	115 551	128 316
IRELAND.....	2 496	116 474	116 474	131 889	17 565	761 866	761 866	837 157
NETHLDS.....	-	-	-	-	44 533	62 594	62 594	67 110
PORTUGL.....	-	-	-	-	2 310	31 706	31 706	47 569
N ZEAL.....	5 494	157 378	157 378	189 374	30 315	868 079	868 079	1 053 926
OTH CTY.....	2 470	16 105	16 105	24 934	16 521	101 807	102 026	138 290
TOTAL.....	85 955	1 069 901	1 091 115	1 156 685	362 344	3 923 952	3 970 584	4 333 630
0812000	BRAN, SHORTS, MIDLINGS, AND GRAIN HULLS							
CANADA.....	-	739 434	824 847	826 023	-	3 469 569	3 911 278	3 911 367
HAITI.....	-	78 500	78 500	89 400	-	190 000	190 000	215 288
F W IND.....	-	72 756	72 756	86 032	-	108 172	108 172	127 736
OTH CTY.....	-	2 501	2 501	3 785	-	15 191	15 310	21 202
TOTAL.....	-	893 191	978 604	1 005 240	-	3 782 932	4 224 760	4 275 593
0813020	COTTONSEED OIL CAKE, AND OIL-CAKE MEAL							(LB)
OTH CTY.....	-	-	-	-	439 654	34 868	36 024	36 331
TOTAL.....	-	-	-	-	439 654	34 868	36 024	36 331
0813040	OIL-SEED CAKE AND MEAL, AND OTHER VEGETABLE OIL RESIDUES							
CANADA.....	-	1 375	1 400	1 400	-	81 784	84 869	84 869
OTH CTY.....	-	-	-	-	-	9 483	9 483	10 146
TOTAL.....	-	1 375	1 400	1 400	-	91 267	94 352	95 015
0814020	FISH AND WHALE MEAL AND SCRAP, UNFIT FOR HUMAN CONSUMPTION							(STN)
CANADA.....	3 546	717 480	765 980	766 376	12 639	2 731 850	2 926 791	2 927 355
PERU.....	-	-	-	-	9 229	1 963 287	1 963 289	2 117 766
CHILE.....	-	-	-	-	4 960	879 690	879 690	986 561
SWEDEN.....	19	19 393	19 393	20 912	38	36 598	36 598	39 510
OTH CTY.....	-	-	-	-	86	32 211	32 283	34 026
TOTAL.....	3 565	736 873	785 373	787 288	26 952	5 643 636	5 838 651	6 105 218
0814040	MEAL, MEAT AND FISH INCLUDING TANKAGE, UNFIT FOR HUMAN CONSUMPTION							
CANADA.....	-	12 160	15 350	15 350	-	241 240	261 645	261 953
MEXICO.....	-	56 054	56 054	61 905	-	235 497	235 497	249 258
ARGENT.....	-	-	-	-	-	42 982	47 882	55 663
JAPAN.....	-	57 148	57 080	74 023	-	569 445	570 642	731 331
AUSTRAL.....	-	44 187	44 286	69 653	-	86 164	86 263	127 877
REP SAF.....	-	-	-	-	-	379 841	379 841	525 371
SW AFR.....	-	-	-	-	-	456 637	433 806	532 062
OTH CTY.....	-	6 567	6 567	11 582	-	34 489	34 489	46 762
TOTAL.....	-	176 116	179 337	232 513	-	2 046 295	2 050 065	2 530 277
0819320	BEET PULP, DRIED							(STN)
OTH CTY.....	-	-	-	-	.15	1 126	1 166	1 166
TOTAL.....	-	-	-	-	.15	1 126	1 166	1 166
0819340	BREWERS, AND DISTILLERS GRAINS, AND MALT SPROUTS							(STN)
CANADA.....	8 331	660 985	722 842	729 874	46 888	4 076 478	4 430 053	4 472 397
OTH CTY.....	42	2 048	2 214	2 214	42	2 048	2 214	2 214
TOTAL.....	8 373	663 033	725 056	732 088	46 930	4 078 526	4 432 267	4 474 611
0819810	GRAINS, MILLED, NOT FIT FOR HUMAN CONSUMPTION, OF A KIND USED AS ANIMAL FEED							(CWT)
CANADA.....	2 021	11 845	11 967	11 967	5 775	37 718	38 309	38 309
BRAZIL.....	4 850	36 300	36 300	46 608	59 202	426 478	426 478	542 991
OTH CTY.....	-	-	-	-	3	350	350	890
TOTAL.....	6 871	48 145	48 267	58 575	64 980	464 546	465 137	582 190

Table 2. Schedule A Commodity by Country of Origin, Customs, F.a.s., and C.i.f. Values—Continued

(See "Explanation of Statistics" for information on coverage, definitions of Customs, f.a.s., and c.i.f. values, sources of error in the data, OTH CTY (other countries), and other definitions and features of the import statistics. Shipments valued less than \$251 are shown only under Schedule A commodity number 990.0000 and excluded from all other commodities.)

Country of origin	Schedule A commodity number, description and unit of quantity							
	Current month				Cumulative, January to date			
	Net quantity	Value (dollars)			Net quantity	Value (dollars)		
Customs		F.a.s.	C.i.f.	Customs		F.a.s.	C.i.f.	
0819820	FLAXSEED SCREENING, SCALPING, CHAFFING, OR SCOURINGS, GROUND OR NOT GROUND							(STN)
CANADA.....	643	28 003	29 917	29 938	4 915	285 391	306 731	306 752
TOTAL.....	643	28 003	29 917	29 938	4 915	285 391	306 731	306 752
0819830	SCREENINGS, SCALPING, CHAFFING AND SCOURINGS, EXCEPT OF FLAXSEED							(STN)
CANADA.....	3 842	255 701	266 379	269 061	26 779	1 924 316	2 013 912	2 044 802
TOTAL.....	3 842	255 701	266 379	269 061	26 779	1 924 316	2 013 912	2 044 802
0819840	ANIMAL MIXED FEEDS ETC, NOT CONTAINING MEAT OR FISH							(STN)
CANADA.....	3 174	368 704	390 425	390 425	18 555	2 565 099	2 717 296	2 717 788
SWEDEN.....	-	-	-	-	54	36 038	36 038	42 117
AUSTRAL.....	20	14 363	14 363	15 600	540	388 890	388 890	421 200
OTH CTY.....	-	-	-	-	13	9 961	9 961	12 230
TOTAL.....	3 194	383 067	404 788	406 025	19 162	2 999 988	3 152 185	3 193 335
0819850	FOOD WASTES, AND PREPARED ANIMAL FEED, NES, EXCEPT BEET PULP BAGASSE, AND SUCH WASTES							(LB)
CANADA.....	190 325	38 661	39 096	39 096	2 890 113	523 086	529 913	529 913
U KING.....	37 517	35 101	35 101	36 887	715 198	438 781	435 728	469 332
W GERM.....	245 015	725 873	725 873	753 345	813 184	2 325 342	2 309 281	2 396 859
OTH CTY.....	6 438	7 246	7 246	8 065	23 318	11 727	11 727	13 622
TOTAL.....	479 295	806 881	807 315	837 393	4 441 813	3 298 936	3 286 649	3 409 726
0910000	LARD, OLEOMARGARINE, AND OTHER BUTTER SUBSTITUTES							(LB)
OTH CTY.....	-	-	-	-	27 601	13 235	13 235	16 011
TOTAL.....	-	-	-	-	27 601	13 235	13 235	16 011
0990100	CHICORY ROOTS, GROUND OR OTHERWISE PREPARED							(LB)
OTH CTY.....	-	-	-	-	38 628	14 092	14 093	15 910
TOTAL.....	-	-	-	-	38 628	14 092	14 093	15 910
0990300	MUSTARD, GROUND OR PREPARED							(LB)
CANADA.....	50 000	20 147	20 352	20 352	173 580	72 332	72 987	72 987
U KING.....	26 162	24 194	24 194	26 201	796 637	446 501	446 501	520 276
FRANCE.....	35 978	28 923	28 798	31 377	200 393	151 176	151 411	169 861
W GERM.....	21 952	20 817	20 817	22 990	57 406	51 869	51 869	57 767
OTH CTY.....	3 031	2 087	2 087	2 357	31 679	24 833	24 833	29 209
TOTAL.....	137 123	96 168	96 248	103 277	1 259 695	746 711	747 601	850 100
0990420	SOY SAUCE, THIN							(LB)
CHINA M.....	41 095	8 288	8 565	11 094	450 423	85 389	86 015	111 841
HG KONG.....	427 030	109 279	109 307	127 890	1 847 938	505 123	505 517	576 093
JAPAN.....	429 158	106 357	105 388	127 379	2 534 948	595 157	596 400	712 934
OTH CTY.....	93 785	23 259	23 259	28 313	264 882	62 056	61 370	73 691
TOTAL.....	991 068	247 183	246 519	294 676	5 098 191	1 247 725	1 249 302	1 474 559
0990440	SAUCES, EXCEPT THIN SOY							(LB)
CANADA.....	8 262	3 258	3 398	3 398	133 343	54 762	54 551	54 551
MEXICO.....	176 771	98 518	98 868	98 868	1 279 122	637 643	644 628	644 698
JAMAICA.....	105 190	128 246	128 249	135 043	249 631	280 630	280 618	296 358
TRINID.....	20 250	13 800	13 800	15 800	112 656	55 503	55 503	63 633
U KING.....	19 129	13 608	13 608	16 078	181 097	117 223	116 330	136 290
SWITZLD.....	30 152	47 923	46 869	49 913	230 848	383 839	374 546	400 825
SPAIN.....	296 373	57 568	56 141	80 081	1 452 704	335 266	319 354	478 218
ISRAEL.....	-	-	-	-	139 877	32 955	32 955	38 617
INDIA.....	24 883	12 151	12 151	15 360	332 229	137 028	137 028	177 112
THAILND.....	9 771	9 456	9 456	10 893	84 173	35 846	35 646	42 810
HG KONG.....	163 232	81 355	81 646	93 878	1 003 670	443 527	445 384	501 635
CHINA T.....	23 255	15 075	15 076	16 610	93 404	74 313	74 308	83 535
JAPAN.....	143 829	66 504	66 571	76 627	414 594	229 461	229 605	265 221
OTH CTY.....	62 392	11 923	11 923	15 261	227 772	100 880	100 547	116 972
TOTAL.....	1 083 489	559 385	557 756	627 810	5 935 120	2 918 876	2 901 003	3 300 475
0990460	PREPARATIONS CONTAINING OVER 50% BY WEIGHT OF MONOSODIUM GLUTAMATE							(LB)
OTH CTY.....	-	1 200	1 200	1 310	-	2 060	2 060	2 291
TOTAL.....	-	1 200	1 200	1 310	-	2 060	2 060	2 291
0990500	SOUPS AND BROTHS							(LB)
CANADA.....	35 901	12 619	12 703	12 703	143 664	120 763	132 372	132 372
VENEZ.....	67 678	71 658	48 435	50 357	516 979	522 078	372 221	396 922
ARGENT.....	-	-	-	-	69 094	55 296	55 296	58 170
W GERM.....	5 855	6 187	6 187	6 519	81 883	105 487	107 388	113 381
SWITZLD.....	246 073	449 921	361 174	381 894	1 770 712	3 202 334	2 581 559	2 812 844
ISRAEL.....	16 500	14 860	14 860	16 510	178 526	195 992	195 992	214 623
JAPAN.....	29 284	50 270	50 531	55 872	216 986	344 118	345 417	380 363
OTH CTY.....	22 017	29 923	31 173	33 639	158 220	153 428	153 351	167 768
TOTAL.....	423 308	635 438	525 063	557 494	3 136 064	4 699 496	3 943 596	4 276 443

Table 2. Schedule A Commodity by Country of Origin, Customs, F.a.s., and C.i.f. Values—Continued

(See "Explanation of Statistics" for information on coverage, definitions of Customs, f.a.s., and c.i.f. values, sources of error in the data, OTH CTY (other countries), and other definitions and features of the import statistics. Shipments valued less than \$251 are shown only under Schedule A commodity number 990.0000 and excluded from all other commodities.)

Country of origin	Schedule A commodity number, description and unit of quantity							
	Current month				Cumulative, January to date			
	Net quantity	Value (dollars)			Net quantity	Value (dollars)		
Customs		F.a.s.	C.i.f.	Customs		F.a.s.	C.i.f.	
0990630	PAPAIN, DRIED BREWERS YEAST AND FICIN, CRUDE							(LB)
CANADA.....	214 000	23 400	25 459	25 459	1 196 120	136 118	145 911	145 911
INDIA.....	-	-	-	-	6 660	33 300	33 300	39 099
ZAIRE.....	-	-	-	-	40 844	147 839	147 839	170 902
OTH CTY.....	23 815	22 007	22 007	23 268	58 986	54 641	54 641	59 339
TOTAL.....	237 815	45 407	47 466	48 727	1 302 610	371 898	381 691	415 251
0990640	YEAST, NATURAL, ACTIVE AND INACTIVE NES							(LB)
CANADA.....	59 305	34 975	35 712	35 712	169 672	111 148	118 086	118 389
U KING.....	-	-	-	-	124 913	80 104	63 078	79 545
NETHLDs.....	14 815	17 039	17 039	17 642	125 647	142 927	142 926	150 839
FRANCE.....	271 215	273 517	273 517	287 326	1 486 926	1 598 497	1 647 897	1 724 345
W GERM.....	1 242	1 656	1 656	2 737	218 575	182 827	182 137	207 023
SWITZLD.....	132 276	42 990	42 990	49 790	135 473	47 177	47 177	54 265
OTH CTY.....	11 813	6 185	6 621	6 621	78 655	25 467	26 803	28 772
TOTAL.....	490 666	376 362	377 535	399 828	2 339 861	2 188 147	2 228 104	2 363 178
0990700	VINEGAR AND SUBSTITUTES FOR VINEGAR							(PF6)
JAPAN.....	5 892	9 365	9 365	11 945	37 662	68 602	68 601	85 471
OTH CTY.....	22 188	19 871	19 928	25 015	70 409	101 837	104 076	125 742
TOTAL.....	28 080	29 236	29 293	36 960	108 071	170 439	172 677	211 213
0990900	FOOD PREPARATIONS, MISCELLANEOUS, NES							
CANADA.....	-	141 308	143 969	143 984	-	889 788	902 800	903 808
MEXICO.....	-	208 619	223 940	223 940	-	555 650	586 018	586 018
SALVADR.....	-	-	-	-	-	47 234	47 234	53 097
JAMAICA.....	-	379	379	396	-	32 595	32 595	34 349
DOM REP.....	-	13 182	13 182	14 335	-	557 488	555 568	612 625
VENEZ.....	-	167 392	167 578	185 579	-	445 895	446 081	502 234
BRAZIL.....	-	-	-	-	-	353 983	353 983	402 625
ARGENT.....	-	97 453	107 007	117 934	-	646 682	679 975	755 547
SWEDEN.....	-	14 089	14 089	15 451	-	154 038	153 899	170 149
DENMARK.....	-	30 537	30 537	33 536	-	255 866	255 866	282 330
U KING.....	-	70 255	70 650	75 431	-	176 924	177 700	195 409
IRELAND.....	-	879	879	1 015	-	42 658	42 658	49 141
NETHLDs.....	-	7 878	7 878	8 357	-	48 277	49 777	55 465
BELGIUM.....	-	22 162	22 162	22 661	-	46 023	46 023	47 130
FRANCE.....	-	8 119	8 119	8 605	-	32 759	32 711	36 386
W GERM.....	-	79 148	79 148	88 623	-	269 639	268 368	294 315
HUNGARY.....	-	-	-	-	-	30 364	30 364	36 409
SWITZLD.....	-	92 899	92 446	95 594	-	405 119	402 719	427 500
SPAIN.....	-	141 244	140 609	168 917	-	831 822	830 921	1 003 044
ITALY.....	-	20 695	20 695	23 983	-	64 315	64 346	75 252
GREECE.....	-	20 262	20 262	24 055	-	190 488	188 724	215 338
ISRAEL.....	-	15 945	15 945	17 457	-	69 518	69 068	75 546
INDIA.....	-	11 206	11 206	13 588	-	85 053	84 993	105 234
PHIL R.....	-	29 013	29 111	34 413	-	160 754	160 631	189 496
CHINA H.....	-	7 432	7 430	8 393	-	87 005	87 051	94 770
KOR REP.....	-	72 056	72 056	84 123	-	320 337	320 337	393 599
HG KONG.....	-	27 831	27 937	31 703	-	178 372	178 732	208 779
CHINA T.....	-	74 080	74 080	89 542	-	310 935	311 130	377 000
JAPAN.....	-	446 205	446 783	519 743	-	2 851 477	2 851 078	3 355 156
AUSTRAL.....	-	-	-	-	-	60 150	60 150	67 125
OTH CTY.....	-	39 051	39 051	45 873	-	161 683	161 763	190 883
TOTAL.....	-	1 859 319	1 887 128	2 097 231	-	10 362 891	10 433 263	11 795 759

Table 2. Schedule A Commodity by Country of Origin,
Customs, F.a.s., and C.i.f. Values—Continued

(See "Explanation of Statistics" for information on coverage, definitions of Customs, f.a.s., and c.i.f. values, sources of error in the data, OTH CTY (other countries), and other definitions and features of the import statistics. Shipments valued less than \$251 are shown only under Schedule A commodity number 990.0000 and excluded from all other commodities.)

Country of origin	Schedule A commodity number, description and unit of quantity							
	Net quantity	Current month			Net quantity	Cumulative, January to date		
		Value (dollars)				Value (dollars)		
	Customs	F.a.s.	C.i.f.	Customs	F.a.s.	C.i.f.		
1110100	MINERAL WATERS AND ICE							
C RICA.....	-	-	-	-	-	50 250	50 250	53 877
FRANCE.....	-	18 602	18 602	27 403	-	331 812	332 812	454 235
ITALY.....	-	12 028	12 028	17 704	-	58 515	58 515	91 939
OTH CTY.....	-	30 976	33 083	39 956	-	86 185	89 471	117 727
TOTAL.....	-	61 606	63 713	85 063	-	526 762	531 048	717 778
1110200	CHOCOLATE MILK DRINK, GINGER ALE, GINGER BEER, LEMONADE, SODA WATER AND BEVERAGES, NSPF (GAL)							
CANADA.....	9 450	9 450	13 161	13 161	80 269	129 716	134 520	134 822
MEXICO.....	47 849	78 918	79 056	79 056	112 412	179 875	176 223	176 223
BRAZIL.....	-	-	-	-	28 529	33 690	33 690	50 385
W GERM.....	1 080	2 573	2 573	3 088	12 782	32 695	32 666	39 855
SWITZLD.....	-	-	-	-	22 419	56 358	56 358	67 271
ITALY.....	8 647	38 176	38 176	49 606	36 397	117 429	117 429	157 151
OTH CTY.....	10 061	23 022	23 022	29 004	37 597	86 234	86 134	113 186
TOTAL.....	77 087	152 139	155 988	173 915	330 405	635 997	637 020	738 893
1121210	CHAMPAGNE AND OTHER SPARKLING WINES (GAL)							
FRANCE.....	27 393	534 241	532 638	566 994	220 021	4 077 884	4 071 037	4 351 938
W GERM.....	3 940	30 716	30 713	33 992	23 613	191 203	190 912	212 413
USSR.....	1 346	11 621	11 621	14 702	5 461	40 997	40 997	50 255
SPAIN.....	2 390	12 848	12 848	15 857	15 557	76 554	76 554	92 529
ITALY.....	65 489	415 828	414 989	481 350	459 417	2 679 501	2 678 212	3 133 797
ISRAEL.....	240	1 075	1 075	1 100	7 781	36 997	36 996	45 389
OTH CTY.....	557	2 934	2 934	3 635	6 331	55 890	55 927	63 875
TOTAL.....	101 355	1 009 263	1 006 818	1 117 630	738 181	7 159 026	7 150 635	7 950 196
1121220	WINE, STILL, PRODUCED FROM GRAPE, LESS THAN 14% ALCOHOL (GAL)							
CANADA.....	1 535	5 962	6 344	6 344	16 909	73 073	75 315	76 563
ARGENT.....	10 996	31 022	31 022	38 299	61 187	215 199	215 199	256 383
U KING.....	2 545	19 770	19 770	21 701	13 411	145 555	148 094	160 071
NETHLDs.....	233	53 286	53 286	60 085	35 927	207 074	207 074	237 228
BELGIUM.....	1 423	7 801	7 801	8 852	29 523	147 170	147 170	170 539
FRANCE.....	638 282	5 888 389	5 878 516	6 453 732	3 219 211	28 205 974	28 181 980	31 013 168
W GERM.....	498 701	2 866 221	2 861 380	3 271 370	2 667 474	14 883 327	14 881 915	16 968 572
AUSTRIA.....	4 035	20 381	20 381	24 234	40 193	198 885	198 580	228 723
HUNGARY.....	5 717	26 318	26 318	31 118	35 588	166 159	165 951	197 935
SWITZLD.....	266	6 894	6 894	8 158	4 091	64 812	64 888	70 973
SPAIN.....	553 607	1 282 431	1 289 309	1 629 701	3 153 137	5 015 709	8 000 450	8 878 162
PORTUGL.....	817 821	3 373 665	3 373 814	4 020 990	4 031 337	16 015 367	16 014 875	19 179 958
ITALY.....	897 130	3 366 569	3 370 549	4 095 259	4 766 037	17 445 981	17 449 425	21 202 490
YUGOSLV.....	12 025	36 411	36 411	46 870	37 074	123 542	123 542	156 487
GREECE.....	35 622	109 893	109 893	140 180	349 882	1 164 822	1 163 277	1 517 388
ISRAEL.....	14 321	34 257	34 257	48 170	295 840	687 890	687 890	945 518
JAPAN.....	22 151	93 670	93 670	121 746	84 585	355 278	355 278	448 055
AUSTRAL.....	2 924	17 445	17 445	20 540	21 286	121 035	124 037	148 086
REP SAF.....	480	2 086	2 086	2 891	23 108	84 840	84 840	120 424
OTH CTY.....	12 127	25 128	25 193	33 621	27 616	78 069	78 134	97 107
TOTAL.....	3 539 941	17 267 599	17 264 339	20 083 861	18 913 416	88 399 761	88 367 914	103 073 830
1121230	WINE, GRAPE, MARSALA (GAL)							
ITALY.....	4 602	30 772	30 772	35 696	54 305	302 662	302 915	357 478
OTH CTY.....	-	-	-	-	932	5 985	5 985	6 724
TOTAL.....	4 602	30 772	30 772	35 696	55 237	308 647	308 900	364 202
1121240	WINE, SHERRY (GAL)							
SPAIN.....	140 715	1 510 613	1 510 542	1 634 454	638 840	7 117 229	7 108 675	7 674 957
OTH CTY.....	70	402	445	445	4 349	22 475	23 445	25 399
TOTAL.....	140 785	1 511 015	1 510 987	1 634 899	643 189	7 139 704	7 132 120	7 700 356
1121250	WINE, GRAPE, OVER 14% ALCOHOL, NES (GAL)							
FRANCE.....	5 510	25 585	25 585	30 607	16 377	106 448	106 448	123 368
SPAIN.....	3 167	15 810	15 810	18 597	11 695	70 093	70 093	80 427
PORTUGL.....	7 279	70 158	69 848	79 734	31 864	336 376	336 087	375 810
GREECE.....	88	380	380	506	6 416	30 231	30 209	38 734
MADEIRA.....	1 506	12 120	12 120	14 325	5 020	36 608	36 608	46 546
OTH CTY.....	966	4 069	4 069	5 396	9 260	38 321	38 321	48 031
TOTAL.....	18 516	128 122	127 812	149 165	80 632	618 077	617 766	712 916
1121300	VERMOUTH (GAL)							
FRANCE.....	50 889	217 022	217 022	258 119	335 509	1 361 332	1 361 332	1 631 737
ITALY.....	236 804	938 622	938 580	1 130 027	1 649 047	6 051 876	6 052 100	7 307 490
OTH CTY.....	-	-	-	-	4 466	16 852	16 852	20 340
TOTAL.....	287 693	1 155 644	1 155 602	1 388 146	1 989 022	7 430 060	7 430 284	8 959 567
1122000	FRUIT JUICE, CIDER, PRUNE WINE, RICE WINE, AND OTHER FERMENTED ALCOHOLIC BEVERAGES, NES (GAL)							
DENMARK.....	29 209	220 727	220 722	246 132	127 370	856 086	855 611	969 073
U KING.....	5 681	22 924	22 924	28 339	21 712	71 536	71 536	86 975
POLAND.....	690	4 155	4 155	4 755	8 132	49 495	49 495	56 473
SPAIN.....	2 245	4 200	4 200	5 778	43 057	98 900	98 900	135 373
JAPAN.....	36 097	176 145	175 945	212 645	249 693	1 211 914	1 213 195	1 452 563
OTH CTY.....	7 812	26 357	26 400	35 844	47 283	166 377	166 782	211 648
TOTAL.....	81 734	454 508	454 346	533 493	497 247	2 454 308	2 455 519	2 912 105

Table 2. Schedule A Commodity by Country of Origin, Customs, F.a.s., and C.i.f. Values—Continued

(See "Explanation of Statistics" for information on coverage, definitions of Customs, f.a.s., and c.i.f. values, sources of error in the data, OTH CTY (other countries), and other definitions and features of the import statistics. Shipments valued less than \$251 are shown only under Schedule A commodity number 990.0000 and excluded from all other commodities.)

Country of origin	Schedule A commodity number, description and unit of quantity							
	Current month				Cumulative, January to date			
	Net quantity	Value (dollars)			Net quantity	Value (dollars)		
Customs		F.a.s.	C.i.f.	Customs		F.a.s.	C.i.f.	
1123000	ALE, PORTER, STOUT, AND BEER							(GAL)
CANADA.....	1 321 941	1 603 693	1 701 251	1 709 716	5 553 466	6 557 140	6 992 248	7 000 230
MEXICO.....	309 478	502 628	507 292	507 292	1 588 237	2 565 879	2 580 313	2 584 115
NORWAY.....	46 543	93 685	93 685	120 143	385 546	929 048	929 010	1 116 468
DENMARK.....	83 981	144 514	144 602	191 662	349 855	576 640	573 584	774 447
U KING.....	225 534	328 501	328 548	460 436	1 023 404	1 538 396	1 539 461	2 101 263
IRELAND.....	46 353	49 631	49 631	83 641	299 100	366 907	366 803	531 272
NETHLD.S.....	1 475 116	3 438 750	3 431 522	4 098 630	4 424 265	20 912 781	20 920 901	25 135 300
BELGIUM.....	3 025	15 989	15 989	18 573	35 892	91 086	91 086	107 408
W GERM.....	513 321	1 025 774	1 023 161	1 287 275	4 155 933	8 479 871	8 461 620	10 500 823
AUSTRIA.....	1 770	3 356	3 356	4 132	20 100	30 492	30 174	40 705
CZECHO.....	16 059	21 532	21 532	30 018	95 300	125 060	128 040	171 582
POLAND.....	32 657	33 030	33 030	46 611	55 252	58 356	58 356	82 826
ITALY.....	-	-	-	-	17 265	30 365	30 364	44 089
YUGOSLV.....	2 457	3 751	3 751	5 401	21 012	40 093	40 093	52 787
PHIL R.....	46 189	60 966	60 966	106 261	261 945	341 846	341 794	619 180
JAPAN.....	54 206	113 112	113 112	151 390	256 885	519 753	519 186	708 227
AUSTRAL.....	94 129	109 679	118 185	172 164	348 847	392 780	401 391	615 277
OTH CTY.....	30 251	51 502	45 750	70 727	118 858	210 485	204 541	282 019
TOTAL.....	4 303 010	7 600 093	7 695 363	9 064 072	24 011 162	43 766 978	44 208 965	52 468 018
1124010	BRANDY							(PFG)
MEXICO.....	4 830	38 700	38 700	38 700	27 451	177 665	178 031	178 206
U KING.....	-	-	-	-	6 181	95 073	95 307	102 186
BELGIUM.....	-	-	-	-	31 754	151 985	151 985	178 595
FRANCE.....	185 221	3 070 333	3 070 478	3 258 552	970 718	15 348 715	15 349 541	16 330 315
W GERM.....	624	5 698	5 583	6 383	16 360	121 579	121 468	134 286
SPAIN.....	94 235	457 117	456 378	531 123	302 309	1 441 341	1 440 936	1 683 759
PORTUGL.....	18 326	77 431	72 431	85 326	49 085	214 698	209 698	237 672
ITALY.....	13 007	29 063	29 063	34 586	107 035	265 842	265 752	312 226
YUGOSLV.....	4 025	24 862	24 862	31 173	16 843	96 181	96 181	120 379
GREECE.....	6 297	52 131	52 131	59 263	12 952	93 922	93 922	104 871
ISRAEL.....	1 668	10 927	10 927	12 435	10 722	57 097	57 097	67 823
OTH CTY.....	688	10 230	10 230	10 696	6 374	80 050	80 050	85 556
TOTAL.....	328 921	3 776 492	3 770 783	4 068 237	1 557 784	18 144 148	18 139 968	19 535 874
1124020	CORDIALS, LIQUEURS, KIRSCHWASSER, AND RATAFIA							(PFG)
CANADA.....	11 063	69 326	69 678	71 186	84 024	508 658	514 917	520 932
MEXICO.....	75 414	316 929	321 406	321 545	341 375	1 491 880	1 514 252	1 514 919
JAMAICA.....	18 905	227 336	231 268	236 320	63 507	691 032	698 987	716 421
DENMARK.....	3 268	40 639	40 639	44 075	12 776	167 692	167 677	184 806
U KING.....	59 730	858 748	858 535	925 545	280 203	3 864 742	3 863 005	4 160 869
IRELAND.....	3 565	50 465	50 465	56 398	17 385	269 603	269 603	296 809
NETHLD.S.....	543	6 249	6 189	6 874	11 566	125 298	125 014	133 971
BELGIUM.....	2 250	26 375	26 375	28 363	3 535	45 638	45 638	49 186
FRANCE.....	79 153	961 047	971 372	1 047 261	413 305	5 754 438	5 759 599	6 219 002
W GERM.....	473	5 980	5 980	6 512	8 045	125 038	124 975	134 035
SWITZLD.....	-	-	-	-	6 755	81 955	82 221	87 006
SPAIN.....	877	5 991	5 991	7 574	6 063	52 922	52 922	58 695
ITALY.....	80 068	936 164	936 205	1 034 141	506 690	5 094 383	5 094 687	5 616 375
GREECE.....	3 900	29 355	29 355	32 590	88 491	794 899	794 515	905 029
ISRAEL.....	732	5 207	5 207	5 871	10 284	66 174	66 174	103 128
HG KONG.....	-	-	-	-	2 949	41 704	41 704	46 274
OTH CTY.....	5 173	26 581	26 581	32 461	19 863	145 770	145 724	169 901
TOTAL.....	345 114	3 566 392	3 585 246	3 856 715	1 876 816	19 321 826	19 361 614	20 917 358
1124030	GIN							(PFG)
CANADA.....	5 105	28 286	28 832	30 518	10 034	45 702	47 260	49 394
U KING.....	297 186	1 592 376	1 597 309	1 811 818	2 022 790	10 465 121	10 461 696	11 825 988
OTH CTY.....	480	4 641	4 641	5 018	15 679	106 693	106 694	126 609
TOTAL.....	302 771	1 625 303	1 630 782	1 847 354	2 048 503	10 617 516	10 615 650	12 001 991
1124040	RUM							(PFG)
CANADA.....	2 848	11 654	11 891	11 941	14 689	69 327	70 221	70 972
MEXICO.....	1 320	5 500	5 500	6 366	6 605	31 308	30 916	34 736
BAHAMAS.....	3 531	16 824	16 573	17 794	43 859	234 746	232 375	248 865
JAMAICA.....	29 115	96 654	96 842	106 886	131 023	367 963	368 301	417 522
BARBADO.....	1 440	6 750	6 750	8 145	19 473	72 377	72 388	92 013
TRINID.....	360	1 356	1 356	1 776	9 115	31 438	31 438	41 134
F W IND.....	359	2 339	2 339	2 766	13 388	38 401	38 401	45 351
GUYANA.....	1 939	7 593	7 593	8 811	20 697	77 574	77 584	89 444
BRAZIL.....	-	-	-	-	97 701	182 875	182 875	221 499
OTH CTY.....	390	2 376	2 376	2 622	28 802	40 109	40 109	53 037
TOTAL.....	41 302	151 046	151 220	167 107	385 352	1 146 118	1 144 608	1 314 973
1124050	WHISKEY, SCOTCH AND IRISH							(PFG)
U KING.....	3 821 232	24 332 513	24 328 071	26 654 079	23 175 980	136 578 456	136 493 608	149 999 568
IRELAND.....	16 766	123 600	123 608	136 399	71 470	512 717	512 768	569 285
TOTAL.....	3 837 998	24 456 113	24 451 679	26 790 478	23 247 450	137 091 173	137 006 376	150 568 853
1124060	WHISKEY, EXCEPT SCOTCH AND IRISH							(PFG)
CANADA.....	3 673 119	15 502 175	15 593 674	15 800 842	21 440 227	105 851 420	106 294 472	106 617 820
OTH CTY.....	250	2 041	2 041	2 511	2 484	22 766	22 766	27 949
TOTAL.....	3 673 369	15 504 216	15 595 715	15 803 353	21 442 711	105 874 186	106 317 238	106 645 769

Table 2. Schedule A Commodity by Country of Origin, Customs, F.a.s., and C.i.f. Values—Continued

(See "Explanation of Statistics" for information on coverage, definitions of Customs, f.a.s., and c.i.f. values, sources of error in the data, OTH CTY (other countries), and other definitions and features of the import statistics. Shipments valued less than \$251 are shown only under Schedule A commodity number 990.0000 and excluded from all other commodities.)

Country of origin	Schedule A commodity number, description and unit of quantity							
	Current month				Cumulative, January to date			
	Net quantity	Value (dollars)			Net quantity	Value (dollars)		
Customs		F.a.s.	C.i.f.	Customs		F.a.s.	C.i.f.	
1124070	AQUAVIT, ARRACK, SPIRITS AND PREPARATIONS FOR BEVERAGES, AND IMITATIONS OF BRANDY & WINES (PF6)							
CANADA.....	7 861	35 282	35 800	36 075	56 373	230 958	233 387	240 488
MEXICO.....	464 638	1 182 239	1 192 953	1 196 018	2 684 147	6 809 497	6 847 573	6 871 950
TRINID.....	-	-	-	-	57 931	327 365	327 365	360 135
F W IND.....	-	-	-	-	9 519	54 085	54 085	59 857
DENMARK.....	84	455	455	539	13 329	62 150	62 150	68 730
U KING.....	5 041	42 500	42 510	46 169	34 251	208 562	207 943	232 463
BELGIUM.....	120	675	675	705	13 531	117 850	121 005	132 613
W GERM.....	-	-	-	-	6 820	42 193	42 252	48 470
POLAND.....	4 884	27 113	27 113	31 566	97 205	491 017	491 199	573 689
USSR.....	1 444	7 000	7 000	8 463	43 886	198 446	198 446	236 822
ITALY.....	-	-	-	-	46 425	210 200	210 200	230 094
OTH CTY.....	5 152	30 054	30 054	35 782	17 443	114 580	114 570	133 204
TOTAL.....	489 224	1 325 318	1 336 560	1 355 317	3 080 860	8 866 903	8 910 175	9 188 515
1210010	TOBACCO, WRAPPER (LB)							
MEXICO.....	20 726	74 561	74 561	75 581	26 158	83 251	83 251	84 875
HONDURA.....	48 581	115 113	115 113	119 320	321 692	807 835	807 837	838 480
NICARAG.....	120 250	355 404	355 404	366 677	572 489	2 048 779	2 048 779	2 113 214
ECUADOR.....	8 795	33 317	33 317	34 667	21 662	87 312	87 312	90 084
CAMROON.....	1 489	15 601	15 601	15 965	51 417	422 219	422 219	428 965
OTH CTY.....	904	11 274	11 274	11 400	3 267	27 069	27 069	27 577
TOTAL.....	200 745	605 270	605 270	623 610	996 685	3 476 465	3 476 467	3 583 195
1210020	TOBACCO, MIXED, FILLER AND WRAPPER (LB)							
HONDURA.....	-	-	-	-	8 910	46 477	46 477	47 327
OTH CTY.....	-	-	-	-	9 993	28 981	29 072	32 058
TOTAL.....	-	-	-	-	18 903	75 458	75 549	79 385
1210030	TOBACCO, CIGARETTE LEAF (LB)							
CANADA.....	271 800	65 232	65 232	65 232	271 800	65 232	65 232	65 232
MEXICO.....	3 669 305	2 316 225	2 326 591	2 326 591	8 668 450	5 488 643	5 515 714	5 525 496
GUATMAL.....	452 785	378 576	378 576	399 237	836 377	791 253	791 253	908 143
VENEZ.....	-	-	-	-	2 922 560	2 001 954	2 001 954	2 179 414
BRAZIL.....	3 644 468	2 976 902	2 976 902	3 209 641	16 758 160	11 516 736	11 516 736	12 670 059
ARGENT.....	1 181 085	1 041 179	1 041 179	1 124 786	4 382 652	2 444 281	2 444 281	2 730 747
ITALY.....	1 570 207	1 190 012	1 190 012	1 322 196	16 953 635	10 469 595	10 469 595	11 632 613
YUGOSLV.....	6 410 757	8 766 564	8 766 564	9 056 849	15 562 165	21 294 738	21 294 738	21 996 083
GREECE.....	4 147 628	6 380 583	6 380 583	6 569 160	17 896 964	27 737 017	27 728 960	28 618 361
BULGAR.....	-	-	-	-	14 117 948	16 892 870	16 892 870	17 636 203
TURKEY.....	4 373 336	5 596 486	5 668 737	5 869 602	61 753 035	81 345 939	81 553 880	84 718 306
SYRIA.....	432 102	372 400	372 400	396 934	3 920 792	3 893 240	3 905 612	4 096 742
LEBANON.....	2 484 378	3 980 699	3 980 699	4 104 101	9 257 379	12 796 892	12 796 892	13 265 826
BURMA.....	-	-	-	-	152 320	50 266	50 266	62 137
THAILND.....	-	-	-	-	442 196	287 250	287 250	331 663
INDNSIA.....	-	-	-	-	158 786	66 283	66 283	87 218
CHINA M.....	235 451	195 493	195 493	208 303	1 027 334	648 103	648 103	712 249
KOR REP.....	1 639 211	946 449	946 449	1 154 739	10 777 075	5 551 790	5 551 790	6 571 034
MOZAMBQ.....	-	-	-	-	403 270	347 085	347 085	380 103
MALAWI.....	-	-	-	-	66 059	48 038	48 038	54 191
OTH CTY.....	-	-	-	-	62 300	26 103	26 103	31 476
TOTAL.....	30 512 513	34 206 800	34 289 417	35 807 371	186 391 257	203 763 308	204 002 635	214 273 296
1210040	TOBACCO, FILLER, NOT STEMMED, NES (LB)							
MEXICO.....	52 659	118 411	118 411	121 123	617 904	394 067	394 067	423 880
HONDURA.....	19 058	37 041	37 041	38 753	726 464	698 847	718 847	757 324
NICARAG.....	28 780	44 673	44 673	47 121	476 506	229 355	229 355	252 044
DOM REP.....	723 537	529 572	529 572	560 347	8 679 691	4 707 842	4 707 842	5 052 258
COLOMB.....	636 094	285 582	285 582	309 480	1 894 273	855 891	855 891	926 973
ECUADOR.....	7 875	10 424	10 424	11 540	38 470	65 899	65 899	70 934
BRAZIL.....	194 225	162 158	162 158	177 754	1 793 439	1 126 674	1 126 674	1 286 025
ARGENT.....	772 076	357 653	357 653	413 010	1 253 933	495 530	495 530	585 800
W GERM.....	260 600	95 482	95 482	109 536	278 098	101 435	101 435	117 293
TURKEY.....	-	-	-	-	240 991	53 563	53 563	61 631
INDIA.....	-	-	-	-	721 350	263 466	263 466	341 686
INDNSIA.....	89 044	55 738	55 738	67 840	763 970	305 998	305 998	378 386
PHIL R.....	378 575	162 135	161 949	189 217	1 520 827	548 761	548 575	657 321
NIGERIA.....	-	-	-	-	168 703	34 140	34 140	45 312
OTH CTY.....	-	-	-	-	71 225	36 615	36 615	40 014
TOTAL.....	3 162 523	1 858 869	1 858 683	2 045 721	19 245 844	9 918 083	9 937 897	10 996 881
1210050	TOBACCO, FILLER, STEMMED (LB)							
MEXICO.....	-	-	-	-	100 629	125 786	125 786	129 755
HONDURA.....	92 767	154 426	154 426	159 504	479 104	717 303	717 152	742 996
NICARAG.....	17 554	20 816	20 816	22 300	58 646	88 150	88 150	93 480
JAMAICA.....	-	-	-	-	32 400	49 248	49 248	50 257
DOM REP.....	10 883	17 412	17 412	17 670	686 132	1 116 910	1 116 911	1 140 587
BRAZIL.....	-	-	-	-	255 276	205 620	205 620	222 026
PHIL R.....	-	-	-	-	243 110	141 009	141 009	159 427
OTH CTY.....	-	-	-	-	11 698	17 325	17 325	18 369
TOTAL.....	121 204	192 654	192 654	199 474	1 866 995	2 461 351	2 461 201	2 556 897

Table 2. Schedule A Commodity by Country of Origin, Customs, F.a.s., and C.i.f. Values—Continued

(See "Explanation of Statistics" for information on coverage, definitions of Customs, f.a.s., and c.i.f. values, sources of error in the data, OTH CTY (other countries), and other definitions and features of the import statistics. Shipments valued less than \$251 are shown only under Schedule A commodity number 990.0000 and excluded from all other commodities.)

Country of origin	Schedule A commodity number, description and unit of quantity							
	Current month				Cumulative, January to date			
	Net quantity	Value (dollars)			Net quantity	Value (dollars)		
Customs		F.a.s.	C.i.f.	Customs		F.a.s.	C.i.f.	
1210060	TOBACCO, SCRAP							(LB)
CANADA.....	330 818	399 201	399 701	399 701	1 133 956	1 315 431	1 319 407	1 319 407
MEXICO.....	99 689	80 606	81 086	81 086	1 267 436	1 040 478	1 041 058	1 091 929
GUATMAL.....	566 482	665 305	665 305	699 256	1 178 246	1 391 364	1 391 364	1 457 571
HONDURA.....	197 904	167 802	167 802	174 896	333 869	241 237	241 237	253 377
PANAMA.....	178 200	222 750	222 750	231 168	365 510	388 255	388 255	412 087
DOM REP.....	157 818	109 812	109 812	112 425	1 436 386	973 385	973 385	1 011 190
COLOMB.....	511 310	288 513	288 513	334 090	1 777 800	1 183 970	1 183 970	1 287 737
BRAZIL.....	-	-	-	-	833 583	813 802	813 802	871 180
PARAGUA.....	196 698	73 179	73 179	89 818	2 590 744	957 399	957 399	1 158 721
ARGENT.....	4 299 331	3 640 021	3 640 264	3 965 560	6 437 435	4 936 589	4 936 832	5 418 626
ITALY.....	226 900	213 841	213 841	232 908	1 294 489	748 712	748 712	844 621
TURKEY.....	3 010 797	662 783	741 972	845 478	8 341 262	1 757 628	1 874 595	2 166 021
SYRIA.....	-	-	-	-	122 514	37 536	37 536	41 982
BURMA.....	-	-	-	-	580 160	196 022	196 022	214 117
INDNSIA.....	484 394	103 106	103 106	164 570	2 088 188	521 973	521 973	732 554
INDONESIA.....	1 561 176	627 670	627 670	739 828	9 964 817	3 504 001	3 503 932	4 197 051
KOR REP.....	2 047 625	1 976 534	1 976 534	2 115 000	7 907 295	8 053 346	8 053 346	8 568 526
MOZAMBQ.....	-	-	-	-	513 288	549 305	549 305	611 700
MALAWI.....	-	-	-	-	233 833	116 905	116 905	137 715
OTH CTY.....	25 731	1 854	1 854	3 976	139 241	43 016	43 016	56 543
TOTAL.....	13 894 873	9 232 977	9 313 389	10 189 760	48 540 052	28 770 354	28 892 051	31 852 655
1210070	TOBACCO, LEAF, PRODUCT OF TWO OR MORE COUNTRYS, AND TOBACCO STEMS							(LB)
CANADA.....	218 475	10 089	10 089	10 089	681 069	53 838	54 289	54 289
DOM REP.....	206 361	17 344	17 344	25 943	422 398	50 406	50 406	65 133
VENEZ.....	288 805	166 692	166 692	183 655	288 805	166 692	166 692	183 655
BRAZIL.....	8 718	710	710	925	1 544 227	81 431	81 431	175 774
MALAWI.....	-	-	-	-	187 000	33 626	33 626	35 225
OTH CTY.....	197 380	35 809	35 809	42 995	1 077 010	86 903	86 903	103 888
TOTAL.....	919 739	230 644	230 644	263 607	4 200 509	472 896	473 347	617 964
1221000	CIGARS AND CHEROOTS							(NO)
MEXICO.....	301 875	76 286	76 286	80 829	2 589 315	648 141	648 141	678 247
HONDURA.....	1 166 150	176 940	176 610	180 213	5 074 172	782 196	781 780	799 643
NICARAG.....	283 800	56 618	56 618	57 681	3 391 355	633 867	633 867	645 695
JAMAICA.....	853 730	300 643	300 643	307 555	3 963 460	1 427 589	1 427 588	1 461 499
DOM REP.....	214 770	62 137	62 137	63 715	948 428	260 080	260 080	266 273
BRAZIL.....	268 750	12 029	12 029	13 172	2 986 600	131 422	131 422	146 061
NETHLDs.....	1 397 225	84 206	84 206	89 645	8 022 784	528 077	528 052	562 799
W GERM.....	220 000	13 790	13 790	15 091	642 500	50 206	50 206	55 949
SPAIN.....	228 700	36 479	36 479	39 732	1 109 930	273 766	273 639	292 650
PHIL R.....	133 540	10 318	10 318	11 153	830 640	55 845	55 845	60 663
CNRY I.....	1 360 830	243 034	243 034	256 635	10 588 086	2 318 784	2 318 783	2 465 148
OTH CTY.....	205 000	3 735	3 828	3 912	2 246 417	117 979	118 311	124 579
TOTAL.....	6 634 370	1 076 215	1 075 978	1 119 333	42 393 687	7 227 952	7 227 714	7 559 206
1222000	CIGARETTES							(NO)
CANADA.....	23 619 000	166 793	168 439	169 539	122 147 920	804 521	807 751	813 099
U KING.....	23 855 000	216 774	203 848	243 414	214 535 220	1 590 475	1 569 992	1 787 047
W GERM.....	11 350 000	86 910	84 910	92 537	15 673 000	120 405	118 704	129 436
OTH CTY.....	1 860 000	13 678	13 678	15 126	9 768 900	65 976	65 976	76 363
TOTAL.....	60 684 000	484 155	470 875	520 616	362 125 040	2 581 377	2 562 423	2 805 945
1223000	TOBACCO, NSPF, MANUFACTURED OR NOT, INCLUDE SNUFF & SNUFF FLOUR, SMOKING AND CHEWING							(LB)
BRAZIL.....	-	-	-	-	31 746	44 568	44 568	51 312
SWEDEN.....	442 510	927 506	903 898	959 883	1 966 470	4 109 418	3 904 918	4 160 357
DENMARK.....	47 301	75 192	73 728	81 355	547 486	905 571	904 057	968 236
U KING.....	54 264	149 313	149 572	158 529	284 539	639 054	638 879	692 888
IRELAND.....	-	-	-	-	63 197	107 694	107 714	123 338
NETHLDs.....	194 616	371 063	371 063	473 957	1 487 183	2 656 482	2 655 120	2 986 370
W GERM.....	1 427	2 760	2 760	3 022	46 463	94 228	94 228	103 617
OTH CTY.....	8 382	25 811	25 824	27 026	23 810	68 293	68 376	72 519
TOTAL.....	748 500	1 551 645	1 526 845	1 703 772	4 450 894	8 625 308	8 417 860	9 158 637

Table 2. Schedule A Commodity by Country of Origin,
Customs, F.a.s., and C.i.f. Values—Continued

(See "Explanation of Statistics" for information on coverage, definitions of Customs, f.a.s., and c.i.f. values, sources of error in the data, OTH CTY (other countries), and other definitions and features of the import statistics. Shipments valued less than \$251 are shown only under Schedule A commodity number 990.0000 and excluded from all other commodities.)

Country of origin	Schedule A commodity number, description and unit of quantity							
	Current month				Cumulative, January to date			
	Net quantity	Value (dollars)			Net quantity	Value (dollars)		
Customs		F.a.s.	C.i.f.	Customs		F.a.s.	C.i.f.	
2111010	HIDES, BUFFALO							(PC)
U KING.....	755	30 522	30 522	32 511	3 251	124 099	124 099	130 979
INDIA.....	4 195	24 194	24 194	27 639	16 416	82 637	82 637	93 780
THAILND.....	401	37 377	37 377	39 171	30 135	400 449	400 449	422 453
OTH CTY.....	1	456	456	481	1	456	456	461
TOTAL.....	5 352	92 549	92 549	99 802	49 803	607 641	607 641	647 693
2111020	HIDES, CATTLE, WHOLE AND PIECES, RAW OR CURED							(LB)
CANADA.....	5 268 953	1 166 120	1 183 309	1 182 866	19 074 861	3 385 489	3 441 158	3 440 715
OTH CTY.....	-	-	-	-	131 325	23 283	23 501	29 341
TOTAL.....	5 268 953	1 166 120	1 183 309	1 182 866	19 206 186	3 408 772	3 464 659	3 470 056
2111030	HIDES, WHOLE, HORSE, COLT, ASS AND MULE							(PC)
FRANCE.....	2 070	31 146	31 146	34 570	4 034	54 361	54 361	61 367
OTH CTY.....	-	-	-	-	720	1 122	1 122	1 122
TOTAL.....	2 070	31 146	31 146	34 570	4 754	55 483	55 483	62 489
2111040	HIDES, HORSE, COLT, ASS, AND MULE, RAW OR CURED, EXCEPT WHOLE							(PC)
FRANCE.....	1 100	18 551	18 551	19 881	2 200	37 111	37 111	40 227
OTH CTY.....	-	-	-	-	4 724	5 940	5 948	5 948
TOTAL.....	1 100	18 551	18 551	19 881	6 924	43 051	43 059	46 175
2112000	HIDES, CALF AND KIP, WHOLE, RAW, CURED OR UNCURED, DRIED, SALTED, ETC							(PC)
CANADA.....	11 125	54 670	56 024	56 024	62 409	315 714	319 863	319 863
FRANCE.....	3 778	50 355	50 355	53 617	20 811	226 368	226 368	242 500
OTH CTY.....	-	-	-	-	1 792	3 070	3 070	3 291
TOTAL.....	14 903	105 025	106 379	109 641	85 012	545 152	549 301	565 654
2114000	SKINS, GOAT AND KID							(PC)
PERU.....	-	-	-	-	5 104	39 342	39 342	41 647
CHILE.....	-	-	-	-	16 528	33 669	33 109	35 703
BRAZIL.....	5 000	15 983	15 983	16 845	11 547	34 968	34 968	36 633
IRAN.....	27 400	84 175	84 175	89 262	124 636	383 552	383 552	404 136
AFGHAN.....	18 000	49 966	49 966	52 009	57 138	166 100	166 100	174 633
INDNSIA.....	-	-	-	-	36 000	79 252	79 252	86 364
AUSTRAL.....	5 307	11 840	11 840	13 451	21 640	65 028	65 028	70 746
NIGERIA.....	-	-	-	-	22 416	55 932	55 932	57 310
ETHIOP.....	-	-	-	-	99 598	242 369	242 369	253 374
OTH CTY.....	-	-	-	-	36 077	84 869	84 869	88 881
TOTAL.....	55 707	161 964	161 964	171 567	430 684	1 185 081	1 184 521	1 249 427
2116000	SKINS, SHEEP AND LAMB, WHOLE, RAW OR UNDRRESSED, WOOL ON, EXCEPT PERSIAN, CARACUL, ETC							(PC)
FRANCE.....	-	-	-	-	-	44 606	44 606	48 992
YEMEN A.....	-	-	-	-	-	59 852	59 852	65 600
SUDAN.....	-	-	-	-	-	205 701	205 701	214 929
NIGERIA.....	-	69 077	69 077	72 625	-	405 696	405 696	425 877
OTH CTY.....	-	6 394	6 484	6 657	-	113 059	113 159	120 561
TOTAL.....	-	75 471	75 561	79 282	-	828 914	829 014	875 959
2117020	SKINS, HAIR SHEEP, AND CABRETTA, RAW OR CURED							(PC)
OTH CTY.....	487	731	804	731	7 660	36 282	36 391	41 755
TOTAL.....	487	731	804	731	7 660	36 282	36 391	41 755
2117050	SKINS, SHEEP AND LAMB, NSPF, PICKLED, NOT SPLIT							(PC)
HAITI.....	-	-	-	-	4 145	30 184	30 184	30 585
FINLAND.....	-	-	-	-	80 796	295 879	295 879	310 680
U KING.....	-	-	-	-	82 821	229 300	229 347	238 540
FRANCE.....	12 720	12 966	12 966	14 364	77 040	91 245	91 285	99 514
W GERM.....	6 012	22 405	22 405	23 320	126 028	609 336	609 336	634 900
TURKEY.....	-	-	-	-	9 978	52 035	52 035	54 465
LEBANON.....	-	-	-	-	44 828	86 956	86 956	89 702
IRAN.....	580 318	3 061 525	3 061 525	3 218 521	2 536 905	12 917 613	12 917 617	13 480 153
ISRAEL.....	-	-	-	-	23 910	148 985	148 985	154 466
S ARAB.....	-	-	-	-	13 564	52 391	52 391	53 828
AFGHAN.....	85 188	309 558	309 558	327 007	238 932	823 250	823 250	869 250
AUSTRAL.....	-	-	-	-	178 512	141 931	141 931	156 691
N ZEAL.....	250 980	433 829	433 829	468 726	3 677 372	6 210 369	6 210 369	6 650 859
NIGERIA.....	19 284	66 061	66 061	67 637	276 532	906 621	906 621	932 634
ETHIOP.....	23 051	80 360	80 360	82 987	258 707	813 756	813 756	835 058
REP SAF.....	15 840	38 109	38 109	40 483	58 467	127 970	127 970	135 091
OTH CTY.....	-	-	-	-	32 916	86 341	86 341	90 269
TOTAL.....	993 393	4 024 813	4 024 813	4 243 045	7 721 453	23 622 499	23 624 253	24 816 685
2117060	SKINS, SHEEP AND LAMB, NSPF, PICKLED, SPLIT							(LB)
CANADA.....	-	-	-	-	109 466	38 951	39 196	39 196
FINLAND.....	34 326	161 341	161 341	165 750	34 326	161 341	161 341	165 750
U KING.....	-	-	-	-	33 509	38 268	38 268	40 691
FRANCE.....	18 000	43 173	43 173	45 062	18 000	43 173	43 173	45 062
USSR.....	-	-	-	-	76 014	80 000	80 000	82 138
IRAN.....	-	-	-	-	199 814	412 606	412 606	429 792

Table 2. Schedule A Commodity by Country of Origin, Customs, F.a.s., and C.i.f. Values—Continued

(See "Explanation of Statistics" for information on coverage, definitions of Customs, f.a.s., and c.i.f. values, sources of error in the data, OTH CTY (other countries), and other definitions and features of the import statistics. Shipments valued less than \$251 are shown only under Schedule A commodity number 990.0000 and excluded from all other commodities.)

Country of origin	Schedule A commodity number, description and unit of quantity							
	Net quantity	Current month			Net quantity	Cumulative, January to date		
		Value (dollars)				Value (dollars)		
	Customs	F.a.s.	C.i.f.	Customs	F.a.s.	C.i.f.		
SUDAN.....	-	-	-	-	27 358	50 129	50 129	52 561
ETHIOP.....	-	-	-	-	45 384	167 517	167 517	172 441
REP SAF.....	-	-	-	-	29 817	52 416	52 416	55 778
OTH CTY.....	5 524	9 774	9 774	10 736	60 214	56 460	56 020	60 143
TOTAL.....	57 850	214 288	214 288	221 548	633 902	1 100 861	1 100 666	1 143 552
2119020	SKINS, REPTILE, RAW OR CURED						(PC)	
F GUIAN.....	1 973	5 340	5 340	7 884	24 472	83 761	83 761	101 338
BRAZIL.....	4 050	7 730	7 730	8 220	20 050	37 945	37 945	40 098
PARAGUA.....	24 000	29 600	29 600	31 776	51 000	61 850	61 850	72 163
ARGENT.....	-	-	-	-	75 716	77 983	77 983	80 340
OTH CTY.....	500	600	600	807	15 959	45 855	45 846	49 765
TOTAL.....	30 523	43 270	43 270	48 687	187 197	307 394	307 385	343 704
2119030	SKINS, CARPINCHO, WILD PIG AND HOG, RAW OR CURED						(PC)	
CANADA.....	60 520	4 222	4 572	4 572	568 989	109 968	118 640	118 640
BOLIVIA.....	2 000	7 200	7 200	8 210	36 990	74 800	74 800	81 001
PARAGUA.....	3 500	11 485	11 485	11 940	12 500	37 485	37 485	42 073
ARGENT.....	-	-	-	-	19 090	69 242	69 242	75 579
W GERM.....	1 160	3 246	3 246	5 403	8 090	32 110	32 110	35 106
OTH CTY.....	1 224	2 448	2 448	2 817	6 854	13 818	13 818	16 584
TOTAL.....	68 404	28 601	28 951	32 942	652 513	337 423	346 095	368 983
2119040	SKINS, DEER, BUCK OR DOE, RAW OR CURED						(PC)	
CANADA.....	6 249	23 181	23 897	23 897	15 720	64 915	65 875	65 875
SWEDEN.....	-	-	-	-	6 838	53 843	53 843	62 965
NORWAY.....	-	-	-	-	2 806	30 318	30 318	35 473
U KING.....	-	-	-	-	12 751	43 690	43 690	50 028
REP SAF.....	-	-	-	-	13 990	39 971	39 971	44 883
OTH CTY.....	2 432	6 589	6 589	10 273	21 327	59 143	59 143	70 665
TOTAL.....	8 681	29 770	30 486	34 170	73 432	291 880	292 840	329 889
2119050	HIDES AND SKINS, EXCEPT FURSKINS, RAW OR CURED, NSPF							
CANADA.....	-	238 863	270 927	270 927	-	1 178 637	1 227 921	1 227 921
GREECE.....	-	74 690	74 690	80 299	-	74 690	74 690	80 299
OTH CTY.....	-	18 113	18 113	20 436	-	89 195	89 210	111 205
TOTAL.....	-	331 666	363 730	371 662	-	1 342 522	1 391 821	1 419 425
2119060	HAIR, ON THE SKIN, CAMEL, ALPACA LLAMA AND VICUNA, ANGORA GOAT, AND ANGORA RABBIT						(CLB)	
OTH CTY.....	-	-	-	-	3 702	6 480	6 480	6 811
TOTAL.....	-	-	-	-	3 702	6 480	6 480	6 811
2120005	FURSKINS, PERSIAN LAMB AND CARACUL, WHOLE, RAW OR UNDRESSED						(NO)	
USSR.....	2 912	23 937	23 937	24 401	34 158	281 471	281 471	290 357
AFGHAN.....	4 852	37 161	37 161	37 975	13 082	114 546	114 546	117 826
REP SAF.....	-	-	-	-	1 114	61 572	61 572	62 978
SW AFR.....	-	-	-	-	2 366	33 457	33 457	34 413
TOTAL.....	7 764	61 098	61 098	62 376	50 720	491 046	491 046	505 574
2120010	FURSKINS, BEAVER, WHOLE, RAW OR UNDRESSED						(NO)	
CANADA.....	1 904	47 771	47 777	48 216	21 805	414 358	414 606	417 198
TOTAL.....	1 904	47 771	47 777	48 216	21 805	414 358	414 606	417 198
2120015	FURSKINS, FOX, WHOLE, UNDRESSED, EXCEPT SILVER, BLACK AND PLATINUM						(NO)	
CANADA.....	3 162	123 438	123 441	124 024	34 798	1 213 341	1 213 622	1 218 069
ARGENT.....	2 200	35 700	35 700	36 283	8 029	99 416	99 416	101 613
NORWAY.....	16 585	852 329	842 329	856 589	80 820	4 585 702	4 479 502	4 560 789
FINLAND.....	6 828	306 371	306 371	312 606	37 313	1 961 696	1 961 696	1 991 767
DENMARK.....	622	30 917	30 917	31 384	5 920	312 808	312 808	317 575
U KING.....	-	-	-	-	1 299	75 013	75 013	75 627
POLAND.....	670	36 850	36 850	37 404	17 198	869 478	869 478	881 007
IRAN.....	-	-	-	-	5 475	54 160	54 160	54 928
AUSTRAL.....	1 200	19 600	19 600	20 595	3 272	54 121	54 121	55 668
OTH CTY.....	1 000	14 550	14 550	15 619	1 848	34 783	34 783	36 840
TOTAL.....	32 267	1 419 755	1 409 758	1 434 504	195 972	9 260 518	9 154 599	9 293 883
2120020	FURSKINS, HARE, WHOLE, RAW OR UNDRESSED						(NO)	
W GERM.....	-	-	-	-	174 300	52 291	52 291	56 391
TURKEY.....	-	-	-	-	85 000	43 288	43 288	45 561
OTH CTY.....	-	-	-	-	126 679	55 313	55 313	58 002
TOTAL.....	-	-	-	-	385 979	150 892	150 892	159 954
2120025	FURSKINS, MINK EXCEPT JAPANESE, WHOLE, RAW OR UNDRESSED						(NO)	
CANADA.....	16 701	234 616	234 636	234 883	346 625	5 020 295	5 021 532	5 027 273
SWEDEN.....	34 295	469 940	469 940	477 098	269 066	3 687 001	3 686 001	3 748 536
NORWAY.....	59 625	537 551	537 551	543 638	172 280	2 151 803	2 151 803	2 183 397
FINLAND.....	70 216	917 640	919 352	933 608	292 443	4 468 930	4 470 642	4 527 789
DENMARK.....	100 845	1 487 769	1 487 769	1 507 456	484 620	7 528 419	7 528 414	7 614 152
U KING.....	3 033	33 243	33 243	33 704	3 033	33 243	33 243	33 704
NETHLDS.....	3 019	39 995	39 995	40 493	23 045	302 714	302 714	307 063

Table 2. Schedule A Commodity by Country of Origin, Customs, F.a.s., and C.i.f. Values—Continued

(See "Explanation of Statistics" for information on coverage, definitions of Customs, f.a.s., and c.i.f. values, sources of error in the data, OTH CTY (other countries), and other definitions and features of the import statistics. Shipments valued less than \$251 are shown only under Schedule A commodity number 990.0000 and excluded from all other commodities.)

Country of origin	Schedule A commodity number, description and unit of quantity							
	Current month				Cumulative, January to date			
	Net quantity	Value (dollars)			Net quantity	Value (dollars)		
Customs		F.a.s.	C.i.f.	Customs		F.a.s.	C.i.f.	
W GERM.....	75	1 425	1 425	1 508	13 170	136 026	136 026	139 059
E GERM.....	1 532	14 662	14 662	14 995	37 025	414 589	414 589	419 925
CZECHO.....	125	2 015	2 015	2 033	14 029	146 788	146 788	148 880
POLAND.....	3 639	25 993	25 993	26 643	52 623	637 516	637 516	645 225
OTH CTY.....	1 615	13 708	13 708	14 389	8 424	43 352	43 352	45 226
TOTAL.....	294 720	3 778 557	3 780 289	3 830 448	1 716 383	24 570 676	24 572 620	24 840 229
2120035	FURSKINS, OTTER, WHOLE, RAW OR UNDRESSED							(NO)
CANADA.....	166	3 527	3 529	3 529	781	34 124	34 131	34 248
OTH CTY.....	-	-	-	-	227	5 568	5 568	5 598
TOTAL.....	166	3 527	3 529	3 529	1 008	39 692	39 699	39 846
2120040	FURSKINS, RABBIT, WHOLE, RAW OR UNDRESSED							(LB)
BRAZIL.....	28 000	42 788	42 788	46 230	537 330	107 093	107 093	133 013
NETHLDs.....	21 905	44 063	44 063	46 591	37 366	52 743	52 743	57 163
BELGIUM.....	-	-	-	-	74 847	100 658	100 658	104 853
FRANCE.....	471 339	734 537	733 027	768 164	1 614 406	2 323 762	2 349 042	2 461 926
W GERM.....	21 199	14 133	14 133	16 625	50 787	43 853	43 853	49 804
OTH CTY.....	1 857	1 832	1 872	1 872	91 126	78 722	78 762	85 683
TOTAL.....	544 300	837 353	835 883	879 482	2 405 862	2 706 831	2 732 151	2 892 442
2120045	FURSKINS, SABLE, WHOLE, RAW OR UNDRESSED							(NO)
CANADA.....	-	-	-	-	4 585	82 641	82 654	82 676
USSR.....	300	11 214	11 214	11 450	14 012	567 727	567 727	572 840
OTH CTY.....	-	-	-	-	281	23 012	23 012	23 153
TOTAL.....	300	11 214	11 214	11 450	18 878	673 380	673 393	678 669
2120050	FURSKINS, SQUIRREL, WHOLE, RAW OR UNDRESSED							(NO)
USSR.....	-	-	-	-	30 005	35 195	35 195	36 515
OTH CTY.....	-	-	-	-	3 475	4 033	4 033	4 272
TOTAL.....	-	-	-	-	33 480	39 228	39 228	40 787
2120055	FURSKINS, WHOLE, RAW OR UNDRESSED, NSPF							
CANADA.....	-	237 678	237 775	239 283	-	2 814 049	2 815 575	2 825 526
ARGENT.....	-	27 975	27 975	28 814	-	127 330	127 330	132 236
U KING.....	-	-	-	-	-	60 225	60 225	61 404
FRANCE.....	-	13 493	13 493	14 028	-	67 094	67 094	69 738
POLAND.....	-	21 771	20 478	21 277	-	165 017	163 724	167 756
USSR.....	-	-	-	-	-	112 646	112 646	114 690
MONGOLA.....	-	15 635	15 635	15 958	-	34 789	34 789	35 285
JAPAN.....	-	-	-	-	-	38 800	38 800	39 544
AUSTRAL.....	-	-	-	-	-	184 350	185 976	194 966
N ZEAL.....	-	16 166	16 166	17 324	-	985 268	986 368	1 026 806
OTH CTY.....	-	10 000	10 000	10 813	-	38 596	38 596	41 360
TOTAL.....	-	342 718	341 522	347 497	-	4 628 164	4 631 123	4 709 311
2120060	FURSKIN TAILS, PAWS AND PIECES, RAW OR UNDRESSED, AND CASHMERE GOAT HAIR ON THE SKIN							
CANADA.....	-	78 999	79 435	79 583	-	416 045	416 595	419 954
FRANCE.....	-	38 377	38 377	39 754	-	104 153	104 153	108 600
W GERM.....	-	-	-	-	-	107 142	107 142	110 224
OTH CTY.....	-	23 584	23 584	26 090	-	99 682	99 682	105 515
TOTAL.....	-	140 960	141 396	145 427	-	727 022	727 572	744 293
2211000	PEANUTS OR GROUNDNUTS							(LB)
OTH CTY.....	39 960	25 779	25 779	28 934	190 563	105 813	105 818	123 709
TOTAL.....	39 960	25 779	25 779	28 934	190 563	105 813	105 818	123 709
2214000	SOYBEANS							(LB)
OTH CTY.....	16 536	6 830	6 861	7 645	86 028	16 648	16 903	18 094
TOTAL.....	16 536	6 830	6 861	7 645	86 028	16 648	16 903	18 094
2215000	FLAXSEED OR LINSEED							(LB)
CANADA.....	83 668	8 997	9 170	9 170	614 378	79 067	80 738	80 738
TOTAL.....	83 668	8 997	9 170	9 170	614 378	79 067	80 738	80 738
2218000	OIL SEEDS, OIL NUTS AND OIL KERNELS, NES							
CANADA.....	-	1 688 701	1 716 589	1 716 501	-	7 744 261	7 940 855	7 940 767
MEXICO.....	-	460 000	460 000	460 000	-	2 679 460	2 679 852	2 679 852
GUATMAL.....	-	117 394	117 394	126 940	-	2 511 404	2 511 314	2 731 799
SALVADR.....	-	34 534	34 534	37 619	-	710 011	710 011	773 550
HONDURA.....	-	27 206	27 206	31 730	-	79 721	79 721	87 334
NICARAG.....	-	103 389	103 389	113 860	-	1 143 398	1 142 490	1 234 204
DENMARK.....	-	20 557	20 557	24 242	-	224 525	224 525	258 287
NETHLDs.....	-	114 963	114 963	122 352	-	524 655	526 294	557 443
W GERM.....	-	-	-	-	-	453 600	453 600	468 508
POLAND.....	-	-	-	-	-	61 840	61 840	65 232
YUGOSLV.....	-	-	-	-	-	43 668	43 668	49 521
ROMANIA.....	-	20 719	20 719	22 156	-	1 667 024	1 666 899	1 758 098
TURKEY.....	-	-	-	-	-	118 594	118 594	126 507
AUSTRAL.....	-	32 147	32 147	35 936	-	32 147	32 147	35 936

Table 2. Schedule A Commodity by Country of Origin, Customs, F.a.s., and C.i.f. Values—Continued

(See "Explanation of Statistics" for information on coverage, definitions of Customs, f.a.s., and c.i.f. values, sources of error in the data, OTH CTY (other countries), and other definitions and features of the import statistics. Shipments valued less than \$251 are shown only under Schedule A commodity number 990.0000 and excluded from all other commodities.)

Country of origin	Schedule A commodity number, description and unit of quantity							
	Current month				Cumulative, January to date			
	Net quantity	Value (dollars)			Net quantity	Value (dollars)		
Customs		F.a.s.	C.i.f.	Customs		F.a.s.	C.i.f.	
ETHIOP.....	-	493 599	493 599	567 382	-	2 047 846	2 072 660	2 368 264
OTH CTY.....	-	10 572	10 572	12 004	-	94 168	94 209	110 230
TOTAL.....	-	3 123 781	3 151 669	3 270 722	-	20 136 322	20 358 679	21 245 532
2311010	RUBBER, NATURAL, GUTTA BALATA				(LB)			
GUAYANA.....	-	-	-	-	15 680	67 376	67 376	69 226
MALAYSA.....	-	-	-	-	1 269 657	379 100	379 100	447 478
SINGAPR.....	-	-	-	-	167 727	37 628	37 628	43 915
INDNSIA.....	-	-	-	-	3 399 733	819 944	819 944	982 317
OTH CTY.....	5 462	3 823	3 823	4 049	83 311	64 034	63 854	69 112
TOTAL.....	5 462	3 823	3 823	4 049	4 936 108	1 368 082	1 367 902	1 612 048
2311020	RUBBER, NATURAL, GUTTA-PERCHA AND GUTTAS NES				(LB)			
MALAYSA.....	-	-	-	-	1 434 981	924 818	913 017	976 266
SINGAPR.....	-	-	-	-	173 028	193 039	193 039	203 036
INDNSIA.....	22 258	53 396	53 396	57 394	200 061	350 497	350 497	370 856
OTH CTY.....	10 912	8 230	8 230	8 839	10 912	8 230	8 230	8 839
TOTAL.....	33 170	61 626	61 626	66 233	1 818 982	1 476 584	1 464 783	1 558 997
2311030	RUBBER, NATURAL, JELUTONG OR PONTIANAK				(LB)			
SINGAPR.....	428 934	538 501	538 501	566 767	2 090 416	2 736 993	2 736 993	2 852 523
INDNSIA.....	-	-	-	-	1 012 505	180 845	180 845	205 153
OTH CTY.....	-	-	-	-	121 253	26 208	26 208	29 944
TOTAL.....	428 934	538 501	538 501	566 767	3 224 174	2 944 046	2 944 046	3 087 620
2311040	RUBBER, MILK OR LATEX				(CLB)			
MALAYSA.....	1 372 978	426 691	426 691	508 334	16 850 738	5 648 808	5 049 226	5 994 887
SINGAPR.....	-	-	-	-	588 356	207 078	207 078	261 329
INDNSIA.....	1 730 206	401 135	401 135	506 151	6 908 340	1 640 325	1 640 325	2 045 214
LIBERIA.....	7 135 166	1 615 135	1 626 440	1 923 419	33 094 561	9 061 031	9 110 277	10 400 481
TOTAL.....	10 238 350	2 442 961	2 454 266	2 937 904	57 441 995	16 557 242	16 006 906	18 701 911
2311050	RUBBER, NATURAL, NES, DRY FORM				(LB)			
BRAZIL.....	66 270	28 927	28 927	32 493	393 203	170 076	170 276	206 098
SRI LKA.....	599 419	172 429	172 429	200 236	5 831 257	1 708 392	1 732 264	2 003 331
THAILND.....	2 107 652	487 585	487 585	549 620	25 024 595	5 646 086	5 646 096	6 421 165
MALAYSA.....	30 815 848	7 795 670	7 796 840	8 678 969	174 391 127	44 242 607	44 234 030	49 462 629
SINGAPR.....	9 177 496	2 026 216	2 026 216	2 288 447	39 002 068	8 882 599	8 891 865	10 039 092
INDNSIA.....	66 613 497	14 590 120	14 590 900	16 585 652	317 592 738	67 829 710	67 768 382	77 250 144
IYV CST.....	-	-	-	-	1 008 187	253 879	253 879	297 336
NIGERIA.....	1 251 901	232 578	232 578	285 872	8 833 271	1 704 923	1 705 020	2 086 753
LIBERIA.....	8 783 947	2 128 429	2 138 954	2 454 382	48 160 558	11 241 891	11 307 663	13 042 986
ZAIRE.....	950 300	160 942	160 942	197 900	3 642 586	740 417	782 851	912 475
TZANIA.....	224 000	49 840	49 840	55 603	225 400	50 540	50 540	56 303
OTH CTY.....	-	-	-	-	77 195	18 286	18 286	22 172
TOTAL.....	120 590 330	27 672 736	27 685 211	31 329 174	624 182 185	142 489 406	142 561 152	161 800 484
2311060	CHICLE, CRUDE OR MANUFACTURED				(LB)			
MEXICO.....	462 844	586 001	586 001	606 842	1 419 263	2 084 722	2 084 722	2 122 769
GUATMAL.....	-	-	-	-	334 777	336 463	336 463	345 513
COLOMB.....	-	-	-	-	143 668	39 044	39 044	44 942
IRELAND.....	-	-	-	-	79 476	58 466	58 466	62 898
OTH CTY.....	80	4 730	4 730	4 867	58 057	22 970	22 970	25 086
TOTAL.....	462 924	590 731	590 731	611 709	2 035 241	2 541 665	2 541 665	2 601 208
2312000	RUBBER, SYNTHETIC				(LB)			
CANADA.....	8 175 505	3 201 112	3 066 186	3 221 579	44 459 521	16 541 119	13 887 371	16 648 008
U KING.....	218 031	51 791	51 791	60 610	3 223 285	648 657	648 657	744 560
NETHLD.....	1 063 063	349 550	240 988	282 337	10 506 841	3 735 201	3 145 381	3 534 983
BELGIUM.....	-	-	-	-	893 877	247 645	247 645	285 889
FRANCE.....	1 042 075	584 874	535 601	592 887	13 636 915	5 004 730	4 360 839	5 359 353
W GERM.....	55 925	39 538	37 186	39 651	920 364	618 434	446 615	490 379
POLAND.....	-	-	-	-	90 795	40 828	42 338	42 338
INDNSIA.....	-	-	-	-	225 001	48 938	48 938	56 265
JAPAN.....	4 286 359	1 569 841	1 529 553	1 704 871	20 858 990	7 141 003	7 027 193	7 902 627
OTH CTY.....	19 113	13 853	13 853	13 978	43 364	22 081	22 081	23 587
TOTAL.....	14 860 071	5 810 559	5 475 158	5 915 913	94 858 953	34 048 636	29 877 058	35 087 989
2315000	RUBBER, RECLAIMED, AND WASTE AND SCRAP RUBBER FOR REMANUFACTURE				(LB)			
CANADA.....	90 000	7 381	7 421	7 421	720 049	46 298	49 561	49 562
U KING.....	40 955	4 473	4 473	5 645	566 403	47 697	47 697	55 070
OTH CTY.....	-	-	-	-	300 099	10 856	11 046	14 730
TOTAL.....	130 955	11 854	11 894	13 066	1 586 551	104 851	108 304	119 362
2411000	FUEL WOOD AND WOOD WASTE, INCLUDING SAWDUST				(LB)			
CANADA.....	-	152 101	168 503	194 178	-	786 381	894 102	1 003 179
OTH CTY.....	-	-	-	-	-	12 737	12 737	21 845
TOTAL.....	-	152 101	168 503	194 178	-	799 118	906 839	1 025 024

Table 2. Schedule A Commodity by Country of Origin,
Customs, F.a.s., and C.i.f. Values—Continued

(See "Explanation of Statistics" for information on coverage, definitions of Customs, f.a.s., and c.i.f. values, sources of error in the data, OTH CTY (other countries), and other definitions and features of the import statistics. Shipments valued less than \$251 are shown only under Schedule A commodity number 990.0000 and excluded from all other commodities.)

Country of origin	Schedule A commodity number, description and unit of quantity							
	Net quantity	Current month			Net quantity	Cumulative, January to date		
		Value (dollars)				Value (dollars)		
	Customs	F.a.s.	C.i.f.	Customs	F.a.s.	C.i.f.		
2412000	WOOD CHARCOAL							(LB)
MEXICO.....	568 775	21 107	21 107	21 107	2 213 486	83 125	83 125	83 125
SRI LKA.....	1 109 740	62 715	62 715	119 519	7 485 290	514 159	514 159	902 575
PHIL R.....	-	-	-	-	1 432 989	111 160	111 160	175 593
OTH CTY.....	42 951	8 533	8 533	8 729	183 016	40 535	40 739	44 127
TOTAL.....	1 721 466	92 355	92 415	149 355	11 314 781	748 979	749 183	1 205 420
2421020	PULPWOOD, SPRUCE							(CD)
CANADA.....	6 470	240 200	283 223	283 222	87 068	2 620 690	3 273 569	3 284 619
TOTAL.....	6 470	240 200	283 223	283 222	87 068	2 620 690	3 273 569	3 284 619
2421040	PULPWOOD, SOFTWOOD EXCEPT SPRUCE, INCLDNG MIXED SOFTWOOD AND HARDWOOD							(CD)
CANADA.....	3 058	106 411	111 618	111 618	27 785	986 880	1 155 765	1 155 765
BAHAMAS.....	4 408	110 200	110 200	149 872	24 354	607 750	597 750	812 940
TOTAL.....	7 466	216 611	221 818	261 490	52 139	1 594 630	1 753 515	1 968 705
2421060	PULPWOOD, HARDWOOD							(CD)
CANADA.....	1 003	37 722	43 318	43 318	13 272	408 124	470 578	470 578
TOTAL.....	1 003	37 722	43 318	43 318	13 272	408 124	470 578	470 578
2422000	LOGS, SOFTWOOD EXCEPT PULPWOOD							(MBF)
CANADA.....	349	21 342	24 127	24 127	27 126	5 327 844	5 336 306	5 601 978
OTH CTY.....	12	600	600	600	613	21 541	21 541	30 909
TOTAL.....	361	21 942	24 727	24 727	27 739	5 349 385	5 357 847	5 632 887
2423010	LOGS, BIRCH AND MAPLE, EXCEPT PULPWOOD							(MBF)
CANADA.....	584	84 718	89 167	89 167	3 093	455 675	490 481	490 482
TOTAL.....	584	84 718	89 167	89 167	3 093	455 675	490 481	490 482
2423030	LOGS, MAHOGANY, EXCEPT PULPWOOD							(MBF)
GUATMAL.....	40	22 944	22 944	29 853	246	46 690	46 690	62 452
IVY CST.....	46	12 970	12 970	18 843	755	220 742	220 742	320 767
GHANA.....	-	-	-	-	97	31 491	31 491	47 051
TOTAL.....	86	35 914	35 914	48 696	1 098	298 923	298 923	430 270
2423040	LOGS, PHILIPPINE MAHOGANY OR LAUAN, EXCEPT PULPWOOD							(MBF)
OTH CTY.....	-	-	-	-	212	27 499	27 499	49 734
TOTAL.....	-	-	-	-	212	27 499	27 499	49 734
2423050	LOGS, HARDWOOD NES, EXCEPT PULPWOOD							(MBF)
CANADA.....	23	10 969	11 884	11 884	2 262	359 966	366 010	377 598
GUYANA.....	-	-	-	-	63	34 214	34 214	42 482
INDIA.....	16	29 706	29 706	34 419	55	131 705	130 705	148 138
IVY CST.....	-	-	-	-	199	58 651	58 651	89 651
OTH CTY.....	56	27 024	27 024	41 157	2 082	195 911	196 011	276 038
TOTAL.....	95	67 699	68 614	87 460	4 661	780 447	785 591	933 907
2428000	TIMBER, POLES, PILING, POSTS AND OTHER WOOD IN THE ROUGH NES							
CANADA.....	-	870 317	956 161	956 313	-	4 858 525	5 269 588	5 281 441
SWEDEN.....	-	-	-	-	-	286 281	286 281	313 688
SWITZLD.....	-	-	-	-	-	38 583	38 695	38 695
OTH CTY.....	-	6 254	6 254	10 857	-	47 026	47 026	83 992
TOTAL.....	-	876 571	962 415	967 170	-	5 230 415	5 641 590	5 717 816
2431000	RAILROAD TIES, WOOD, EXCEPT SWITCH OR BRIDGE							(MBF)
CANADA.....	2 041	386 940	410 654	410 654	5 125	1 047 480	1 095 430	1 097 598
HONDURA.....	-	-	-	-	681	70 802	70 802	101 780
BRAZIL.....	-	-	-	-	915	132 000	132 000	191 114
PHIL R.....	-	-	-	-	201	40 955	40 955	60 899
OTH CTY.....	-	-	-	-	4	427	427	961
TOTAL.....	2 041	386 940	410 654	410 654	6 926	1 291 664	1 339 614	1 452 352
2432110	LATHS OF WOOD							(M)
CANADA.....	5 778	172 417	182 890	182 890	23 743	775 792	827 468	829 568
OTH CTY.....	-	-	-	-	16	2 352	2 352	2 352
TOTAL.....	5 778	172 417	182 890	182 890	23 759	778 144	829 820	831 920
2432120	LUMBER, SPRUCE, ROUGH							(MBF)
CANADA.....	4 689	738 384	782 489	786 203	27 250	4 116 365	4 353 563	4 378 404
W GERM.....	-	-	-	-	160	55 754	55 754	57 535
OTH CTY.....	-	-	-	-	4	21 055	21 430	23 957
TOTAL.....	4 689	738 384	782 489	786 203	27 414	4 193 174	4 430 747	4 459 896
2432130	LUMBER, EASTERN WHITE PINE AND RED PINE, ROUGH							(MBF)
CANADA.....	382	82 821	85 775	85 775	2 997	728 397	770 929	770 929
TOTAL.....	382	82 821	85 775	85 775	2 997	728 397	770 929	770 929

Table 2. Schedule A Commodity by Country of Origin, Customs, F.a.s., and C.i.f. Values—Continued

(See "Explanation of Statistics" for information on coverage, definitions of Customs, f.a.s., and c.i.f. values, sources of error in the data, OTH CTY (other countries), and other definitions and features of the import statistics. Shipments valued less than \$251 are shown only under Schedule A commodity number 990.0000 and excluded from all other commodities.)

Country of origin	Schedule A commodity number, description and unit of quantity							
	Net quantity	Current month			Net quantity	Cumulative, January to date		
		Value (dollars)				Value (dollars)		
	Customs	F.a.s.	C.i.f.	Customs	F.a.s.	C.i.f.		
2432140	LUMBER, PARANA PINE AND PINE NES, ROUGH							(MBF)
CANADA.....	1 691	239 713	253 301	253 302	7 224	1 074 374	1 155 707	1 156 986
HONDURA.....	1 359	220 256	220 256	261 555	3 461	503 603	503 603	606 559
BRAZIL.....	-	-	-	-	105	53 210	53 210	60 744
OTH CTY.....	27	3 940	4 322	4 539	42	11 353	11 735	13 572
TOTAL.....	3 077	463 909	477 879	519 396	10 832	1 642 540	1 724 255	1 837 861
2432150	LUMBER, DOUGLAS-FIR, ROUGH							(MBF)
CANADA.....	1 534	246 375	256 713	259 910	4 763	813 844	844 037	865 321
TOTAL.....	1 534	246 375	256 713	259 910	4 763	813 844	844 037	865 321
2432160	LUMBER, FIR EXCEPT DOUGLAS, ROUGH							(MBF)
CANADA.....	586	115 272	119 117	119 117	1 522	354 607	362 927	362 927
TOTAL.....	586	115 272	119 117	119 117	1 522	354 607	362 927	362 927
2432170	LUMBER, HEMLOCK, ROUGH							(MBF)
CANADA.....	3 531	629 562	641 630	712 639	15 073	2 501 647	2 555 198	2 993 120
TOTAL.....	3 531	629 562	641 630	712 639	15 073	2 501 647	2 555 198	2 993 120
2432180	LUMBER, CEDAR, ROUGH							(MBF)
CANADA.....	11 966	2 416 175	2 560 388	2 554 441	47 941	9 054 885	9 642 304	9 719 419
BRAZIL.....	50	22 741	22 741	26 517	65	32 741	32 741	37 824
OTH CTY.....	64	16 660	16 660	21 040	107	26 090	26 090	33 066
TOTAL.....	12 080	2 455 576	2 599 789	2 601 998	48 113	9 113 716	9 701 135	9 790 309
2432205	WOOD FENCE PICKETS, PALINGS AND RAILS, UNASSEMBLED							
CANADA.....	-	610 940	636 192	636 092	-	3 156 823	3 280 092	3 279 992
OTH CTY.....	-	-	-	-	-	30 632	30 665	37 607
TOTAL.....	-	610 940	636 192	636 092	-	3 187 455	3 310 757	3 317 599
2432210	LUMBER, SPRUCE, DRESSED OR WORKED INCL FLOORING BUT EXCLUDING SIDING AND MOLDING							(MBF)
CANADA.....	291 320	36 942 516	41 260 710	41 633 233	1 500 977	166 660 893	188 722 569	190 177 697
OTH CTY.....	34	4 690	4 689	6 057	635	39 232	43 092	45 365
TOTAL.....	291 354	36 947 206	41 265 399	41 639 290	1 501 612	166 700 125	188 765 661	190 223 062
2432215	LUMBER, EASTERN WHITE AND RED PINE, DRSSD OR WORKED INCL FLOORNG, EXCL SIDING & MOLDING							(MBF)
CANADA.....	1 858	397 992	418 467	418 467	7 621	1 858 109	1 945 153	1 946 844
JAPAN.....	-	-	-	-	26	44 373	44 373	55 225
OTH CTY.....	-	-	-	-	262	26 380	26 916	26 916
TOTAL.....	1 858	397 992	418 467	418 467	7 909	1 928 862	2 016 442	2 028 985
2432220	LUMBER, PINE NES, DRESSED OR WORKED INCL FLOORING, BUT EXCLUDING SIDING AND MOLDING							(MBF)
CANADA.....	104 177	12 281 979	13 723 817	13 922 030	485 069	50 193 497	57 138 565	57 796 957
MEXICO.....	41	21 983	21 973	21 973	184	53 245	53 235	53 235
HONDURA.....	4 120	656 314	656 314	778 871	10 554	1 620 456	1 620 457	2 029 055
NICARAG.....	-	-	-	-	1 621	282 628	282 628	357 564
OTH CTY.....	25	2 843	3 220	3 220	112	28 136	28 542	36 485
TOTAL.....	108 363	12 963 119	14 405 324	14 726 094	497 540	52 177 962	59 123 427	60 273 296
2432225	LUMBER, PARANA PINE, DRESSED OR WORKED INCL FLOORING, BUT EXCLUDING SIDING AND MOLDING							(MBF)
BRAZIL.....	378	106 054	106 054	120 178	1 355	482 005	482 005	563 605
OTH CTY.....	-	-	-	-	23	5 950	5 950	7 748
TOTAL.....	378	106 054	106 054	120 178	1 378	487 955	487 955	571 353
2432230	LUMBER, DOUGLAS-FIR, DRESSED OR WORKED INCL FLOORING, BUT EXCLUDING SIDING AND MOLDING							(MBF)
CANADA.....	58 806	7 491 468	8 084 760	9 341 100	238 461	28 275 436	30 752 667	35 730 508
TOTAL.....	58 806	7 491 468	8 084 760	9 341 100	238 461	28 275 436	30 752 667	35 730 508
2432235	LUMBER, FIR EXC DOUGLAS, DRSSD OR WORKED INCL FLOORING, BUT EXCLUDING SIDING AND MOLDING							(MBF)
CANADA.....	5 089	689 345	764 123	812 365	21 988	2 741 014	3 067 946	3 127 301
OTH CTY.....	-	-	-	-	255	6 875	6 933	6 933
TOTAL.....	5 089	689 345	764 123	812 365	22 243	2 747 889	3 074 879	3 134 234
2432240	LUMBER, HEMLOCK, DRESSED OR WORKED INCL FLOORING, BUT EXCL SIDING AND MOLDING							(MBF)
CANADA.....	116 462	15 112 782	15 675 136	20 211 006	366 642	47 013 330	49 411 429	61 466 439
OTH CTY.....	3	513	544	544	186	24 367	25 568	32 776
TOTAL.....	116 465	15 113 295	15 675 680	20 211 550	366 828	47 037 697	49 436 997	61 499 215
2432247	LUMBER, LARCH, INCLUDING FLOORING, BUT EXCLUDING SIDING AND MOLDING							(MBF)
CANADA.....	1 949	288 996	338 770	338 770	10 771	1 323 692	1 592 368	1 592 368
N ZEAL.....	-	-	-	-	422	87 641	87 641	124 899
TOTAL.....	1 949	288 996	338 770	338 770	11 193	1 411 333	1 680 009	1 717 267
2432250	LUMBER, WESTERN RED CEDAR, DRESSED OR WRKD INCL FLOORING, BUT EXCL SIDING & MOLDING							(MBF)
CANADA.....	24 937	4 232 728	4 617 553	4 702 145	132 037	20 699 650	22 835 526	22 985 248
OTH CTY.....	-	-	-	-	148	19 157	22 279	22 279
TOTAL.....	24 937	4 232 728	4 617 553	4 702 145	132 185	20 718 807	22 857 805	23 007 527

Table 2. Schedule A Commodity by Country of Origin,
Customs, F.a.s., and C.i.f. Values—Continued

(See "Explanation of Statistics" for information on coverage, definitions of Customs, f.a.s., and c.i.f. values, sources of error in the data, OTH CTY (other countries), and other definitions and features of the import statistics. Shipments valued less than \$251 are shown only under Schedule A commodity number 990.0000 and excluded from all other commodities.)

Country of origin	Schedule A commodity number, description and unit of quantity								
	Current month				Cumulative, January to date				
	Net quantity	Value (dollars)			Net quantity	Value (dollars)			
Customs		F.a.s.	C.i.f.	Customs		F.a.s.	C.i.f.		
	2432255	LUMBER, CEDAR EXC WESTERN RED, DRESSED OR WRKD INCL FLOORING, BUT EXCL SIDING & MOLDING (MBF)							
CANADA.....	276	59 388	61 007	61 007	1 314	263 863	275 424	278 040	
BRAZIL.....	-	-	-	-	146	73 203	73 203	81 203	
OTH CTY.....	-	-	-	-	77	25 322	25 322	29 944	
TOTAL.....	276	59 388	61 007	61 007	1 537	362 388	373 949	389 187	
	2432262	LUMBER, SOFTWOOD, NES, INCLUDING FLOORING, BUT EXCLUDING SIDING AND MOLDING (MBF)							
CANADA.....	3 751	588 836	589 049	834 059	4 378	715 068	721 335	969 978	
OTH CTY.....	-	-	-	-	167	58 746	58 746	86 286	
TOTAL.....	3 751	588 836	589 049	834 059	4 545	773 814	780 081	1 056 264	
	2432265	SIDING, WESTERN RED CEDAR WOOD, NOT DRILLED OR TREATED (MSF)							
CANADA.....	6 218	1 465 861	1 552 772	1 552 772	35 294	8 314 596	8 743 310	8 743 288	
TOTAL.....	6 218	1 465 861	1 552 772	1 552 772	35 294	8 314 596	8 743 310	8 743 288	
	2432270	SIDING OF WOOD, EXCEPT WESTERN RED CEDAR, NOT DRILLED OR TREATED (MSF)							
CANADA.....	1 225	199 186	221 734	221 734	5 173	898 215	994 564	994 564	
MALAYSIA.....	-	-	-	-	375	74 055	65 055	79 768	
PHIL R.....	27	3 446	3 446	4 508	421	53 682	53 996	72 122	
OTH CTY.....	-	-	-	-	17	3 651	3 651	4 760	
TOTAL.....	1 252	202 632	225 180	226 242	5 986	1 029 603	1 117 266	1 151 214	
	2432275	LUMBER AND SIDING OF WOOD, DRILLED OR TREATED, INCL EDGE-GLUED AND END-GLUED (MBF)							
CANADA.....	937	223 195	234 329	234 329	3 539	945 087	989 276	989 276	
ECUADOR.....	5	2 657	2 657	3 148	105	54 187	54 187	63 745	
PHIL R.....	14	4 772	4 772	6 825	275	85 844	85 663	121 134	
CHINA T.....	127	34 347	34 347	41 426	691	232 860	235 148	287 657	
OTH CTY.....	14	9 800	9 800	11 109	241	60 213	60 213	71 392	
TOTAL.....	1 097	274 771	285 905	296 837	4 851	1 378 191	1 424 487	1 533 204	
	2433105	LUMBER OF BALSA AND TEAK, ROUGH (MBF)							
ECUADOR.....	859	236 766	236 746	313 663	3 459	950 606	953 586	1 258 077	
BURMA.....	-	-	-	-	704	185 688	185 686	207 928	
THAILND.....	195	241 404	242 281	280 945	1 165	1 208 206	1 205 797	1 385 001	
OTH CTY.....	13	13 418	13 418	15 200	175	76 727	77 112	93 757	
TOTAL.....	1 067	491 588	492 445	609 808	5 503	2 421 227	2 422 181	2 944 763	
	2433117	LUMBER, SPANISH CEDAR, EBONY, LANCEWOOD, AND LIGNUMVITAE, ROUGH (MBF)							
MEXICO.....	-	-	-	-	26	126 207	126 207	130 136	
HONDURA.....	19	7 894	7 894	8 432	209	74 481	74 481	95 919	
NICARAG.....	-	-	-	-	466	92 960	92 960	125 154	
COLOMB.....	-	-	-	-	116	44 635	44 635	50 573	
W GERM.....	1	1 348	1 348	1 400	13	52 702	52 722	58 542	
OTH CTY.....	9	3 793	3 793	4 177	61	46 499	46 608	50 767	
TOTAL.....	29	13 035	13 035	14 009	891	437 484	437 613	511 091	
	2433120	LUMBER, MAHOGANY, ROUGH (MBF)							
GUATMAL.....	445	205 614	205 614	231 269	607	279 139	279 389	319 112	
BELIZE.....	52	26 483	26 483	29 782	141	80 910	80 910	91 636	
HONDURA.....	115	51 265	51 265	54 760	223	98 608	98 708	113 388	
NICARAG.....	53	21 325	21 325	23 742	262	115 894	115 894	145 160	
BOLIVIA.....	625	231 244	231 244	293 135	3 607	1 318 498	1 318 516	1 651 942	
CHILE.....	-	-	-	-	212	106 156	106 156	128 396	
BRAZIL.....	572	141 720	142 444	173 311	4 619	1 906 293	1 914 105	2 254 665	
ARGENT.....	-	-	-	-	135	50 525	50 525	61 672	
IVY CST.....	55	19 975	19 975	27 238	802	248 488	248 488	331 848	
GHANA.....	30	8 570	8 570	9 487	733	297 256	296 040	390 579	
OTH CTY.....	33	7 160	7 160	11 182	440	62 305	63 214	80 202	
TOTAL.....	1 980	713 356	714 080	853 906	11 781	4 564 072	4 571 945	5 568 600	
	2433130	LUMBER, MAPLE EXCEPT JAPANESE, BIRCH AND BEECH, ROUGH (MBF)							
CANADA.....	4 387	1 470 192	1 524 304	1 525 027	19 366	6 337 004	6 569 424	6 570 057	
OTH CTY.....	-	-	-	-	97	46 194	46 150	55 175	
TOTAL.....	4 387	1 470 192	1 524 304	1 525 027	19 463	6 383 198	6 615 574	6 625 232	
	2433140	LUMBER, PHILIPPINE MAHOGANY OR LAUAN, ROUGH (MBF)							
MALAYSIA.....	1 041	290 205	290 605	401 972	2 906	842 655	842 944	1 153 464	
PHIL R.....	697	175 822	173 780	251 301	3 652	995 284	958 210	1 421 242	
CHINA T.....	411	132 953	132 953	170 728	2 110	657 789	658 252	817 309	
JAPAN.....	22	31 286	32 054	34 446	101	149 413	151 097	172 832	
OTH CTY.....	45	11 249	11 249	15 738	229	61 477	61 477	84 654	
TOTAL.....	2 216	641 515	640 641	874 185	8 998	2 706 618	2 671 980	3 649 501	
	2433155	LUMBER, HARDWOOD NES, ROUGH (MBF)							
CANADA.....	525	133 849	141 686	141 686	2 266	695 503	730 303	730 305	
BELIZE.....	-	-	-	-	68	35 592	35 592	36 955	
NICARAG.....	128	21 036	21 006	26 469	544	84 643	84 555	106 665	
C RICA.....	-	-	-	-	560	76 177	76 177	111 524	
COLOMB.....	768	43 670	43 670	83 073	3 119	336 827	335 847	543 455	

Table 2. Schedule A Commodity by Country of Origin, Customs, F.a.s., and C.i.f. Values—Continued

(See "Explanation of Statistics" for information on coverage, definitions of Customs, f.a.s., and c.i.f. values, sources of error in the data, OTH CTY (other countries), and other definitions and features of the import statistics. Shipments valued less than \$251 are shown only under Schedule A commodity number 990.0000 and excluded from all other commodities.)

Country of origin	Schedule A commodity number, description and unit of quantity							
	Current month				Cumulative, January to date			
	Net quantity	Value (dollars)			Net quantity	Value (dollars)		
Customs		F.a.s.	C.i.f.	Customs		F.a.s.	C.i.f.	
ECUADOR.....	-	-	-	-	1 402	186 302	186 302	253 875
PERU.....	35	11 346	11 346	16 511	133	58 599	43 695	60 503
BRAZIL.....	3 723	608 530	610 451	957 897	17 755	3 376 480	3 383 058	4 765 888
PARAGUA.....	-	-	-	-	290	75 484	75 484	111 633
FRANCE.....	38	20 427	20 427	23 557	162	61 063	61 063	87 069
W GERM.....	-	-	-	-	4	61 877	61 877	63 388
INDIA.....	13	26 664	26 664	30 027	45	87 450	87 450	99 681
THAILND.....	22	30 087	29 307	32 343	147	96 170	95 110	116 821
MALAYSA.....	982	222 847	222 533	310 468	4 396	959 171	957 678	1 384 204
SINGAPR.....	474	141 244	141 244	189 893	1 254	425 119	425 139	571 754
INDNSIA.....	-	-	-	-	162	35 914	35 881	54 076
PHIL R.....	49	11 560	11 560	16 420	565	52 799	52 799	85 018
CHINA T.....	12	6 000	6 000	7 217	138	62 376	62 376	76 053
JAPAN.....	20	10 719	10 719	13 329	136	111 909	111 909	128 841
AUSTRAL.....	56	22 239	23 394	32 371	147	59 775	60 930	87 227
CAMROON.....	126	43 545	43 545	59 307	247	96 836	96 659	127 362
IVY CST.....	82	30 735	30 734	41 341	2 494	572 341	572 340	803 970
GHANA.....	43	14 140	14 140	20 144	546	137 347	137 347	197 033
CO BRAZ.....	-	-	-	-	43	35 072	35 072	37 604
OTH CTY.....	63	30 471	30 471	47 996	326	156 204	158 557	209 009
TOTAL.....	7 159	1 429 109	1 438 897	2 050 049	36 949	7 937 030	7 963 200	10 849 913
2433205	LUMBER OF BALSA AND TEAK, DRESSED OR WORKED, EXCLUDING FLOORING, SIDING AND MOLDING (MBF)							
ECUADOR.....	89	33 322	33 322	41 413	900	299 102	299 102	375 225
THAILND.....	4	5 576	5 576	6 006	70	91 368	90 804	102 869
OTH CTY.....	7	6 894	6 894	9 015	34	44 572	44 572	52 143
TOTAL.....	100	45 792	45 792	56 434	1 004	435 042	434 478	530 237
2433217	LUMBER, SPAN CEDAR EBONY LANCEWD LIGNUMVITAE, DRESSD OR WORKED, EXC FLOORNG SIDNG A MOLDN (MBF)							
OTH CTY.....	18	3 263	3 263	4 399	88	44 295	44 295	48 644
TOTAL.....	18	3 263	3 263	4 399	88	44 295	44 295	48 644
2433220	LUMBER, MAHOGANY, DRESSED OR WORKED, EXCL FLOORING, SIDING AND MOLDING (MBF)							
MEXICO.....	-	-	-	-	12	34 995	34 995	36 302
GUATMAL.....	234	47 600	47 600	61 266	307	78 623	78 623	98 809
NICARAG.....	-	-	-	-	163	60 985	60 985	72 751
BRAZIL.....	110	39 150	39 150	49 062	509	283 268	283 407	322 443
OTH CTY.....	35	16 368	16 398	18 037	71	38 564	38 622	44 889
TOTAL.....	379	103 118	103 148	128 365	1 062	496 435	496 632	575 194
2433230	LUMBER, MAPLE EXC JAPANESE, BIRCH & BEECH DRESSED OR WRKD EXCL FLOORING, SIDING & MOLDING (MBF)							
CANADA.....	526	215 717	224 602	224 602	2 854	1 019 209	1 057 704	1 057 706
AUSTRIA.....	57	55 150	56 153	59 808	57	57 880	58 883	63 409
OTH CTY.....	-	-	-	-	84	33 157	33 157	42 056
TOTAL.....	583	270 867	280 755	284 410	2 995	1 110 246	1 149 744	1 163 171
2433240	LUMBER, PHILIPPINE MAHOGANY OR LAUAN, DRESSED OR WORKED, EXC FLOORNG, SIDNG & MOLDING (MBF)							
MALAYSA.....	326	183 037	183 037	220 862	712	407 934	407 934	496 373
SINGAPR.....	165	55 711	55 711	76 305	187	72 623	72 623	95 811
PHIL R.....	302	85 003	84 606	116 788	1 899	524 998	521 008	727 935
CHINA T.....	148	90 280	90 280	103 859	613	357 889	359 613	419 806
JAPAN.....	-	-	-	-	203	96 274	96 274	111 805
OTH CTY.....	-	-	-	-	13	4 857	4 857	5 818
TOTAL.....	941	414 031	413 634	517 814	3 627	1 464 575	1 462 309	1 857 548
2433250	LUMBER, HARDWOOD NES, DRESSED OR WORKED, EXCLUDING FLOORING, SIDING AND MOLDING (MBF)							
CANADA.....	389	92 151	99 751	99 751	1 732	289 472	314 136	314 137
COLOMB.....	80	9 600	9 600	17 349	212	45 688	45 688	63 884
BRAZIL.....	5	6 500	6 500	7 172	272	82 476	82 476	107 784
MALAYSA.....	49	23 653	23 653	28 547	485	172 329	172 329	218 960
SINGAPR.....	43	23 036	23 036	29 499	185	76 636	76 069	101 412
PHIL R.....	46	13 632	13 632	18 610	178	45 582	45 582	61 448
AUSTRAL.....	5	4 111	4 111	4 984	701	55 117	55 117	72 638
OTH CTY.....	58	23 225	23 225	29 627	777	195 519	189 850	234 655
TOTAL.....	675	195 908	203 508	235 539	4 542	962 819	981 247	1 174 918
2433260	HARDWOOD, EDGE- OR END-GLUED, NOV 6 FT LONG NOV 15 INCHES WIDE, NOT DRLD OR TREATD (MBF)							
CANADA.....	66	43 949	44 800	44 800	936	436 880	440 198	40 198
ECUADOR.....	820	297 655	297 655	371 171	3 700	1 299 304	1 299 304	1 516 224
PHIL R.....	112	12 434	12 434	17 766	288	54 102	53 497	75 590
CHINA T.....	53	24 735	24 735	28 708	327	149 421	149 371	179 850
OTH CTY.....	6	2 513	2 513	3 200	48	29 958	29 953	30 983
TOTAL.....	1 057	381 286	382 137	465 645	5 299	1 969 665	1 972 323	2 342 845
2433270	FLOORING, HARDWOOD, IN STRIPS AND PLANKS, WHETHER OR NOT DRILLED OR TREATED (MBF)							
CANADA.....	136	58 464	58 929	58 929	1 052	533 646	547 873	548 104
THAILND.....	7	4 493	4 493	5 655	63	68 659	68 659	81 729
MALAYSA.....	1 516	236 820	236 820	312 895	3 735	898 417	898 417	1 132 023
SINGAPR.....	82	53 766	53 766	64 359	534	282 476	282 476	339 846
JAPAN.....	10	6 400	6 400	7 960	204	125 238	125 238	165 566
IVY CST.....	-	-	-	-	49	33 648	33 648	38 069
OTH CTY.....	44	31 130	31 130	36 364	211	106 812	106 812	127 949
TOTAL.....	1 795	391 073	391 538	486 162	5 848	2 048 896	2 063 123	2 433 286

Table 2. Schedule A Commodity by Country of Origin, Customs, F.a.s., and C.i.f. Values—Continued

(See "Explanation of Statistics" for information on coverage, definitions of Customs, f.a.s., and c.i.f. values, sources of error in the data, OTH CTY (other countries), and other definitions and features of the import statistics. Shipments valued less than \$251 are shown only under Schedule A commodity number 990.0000 and excluded from all other commodities.)

Country of origin	Schedule A commodity number, description and unit of quantity							
	Current month				Cumulative, January to date			
	Net quantity	Value (dollars)			Net quantity	Value (dollars)		
Customs		F.a.s.	C.i.f.	Customs		F.a.s.	C.i.f.	
2440120	CORK, NATURAL, NOT MANUFACTURED, AND CORK WASTE, SHAVINGS, AND REFUSE OF ALL KINDS							(LB)
PORTUGL.....	1 701 219	175 450	175 450	280 005	12 250 376	1 564 187	1 564 187	2 212 472
MOROC.....	-	-	-	-	1 200 000	149 855	149 855	214 354
OTH CTY.....	23 173	9 449	9 449	13 003	23 173	9 449	9 449	13 003
TOTAL.....	1 724 392	184 899	184 899	293 008	13 473 549	1 723 491	1 723 491	2 439 829
2440140	CORK, CRUSHED, GRANULATED OR GROUND							(LB)
PORTUGL.....	353 142	107 260	107 215	139 864	2 373 466	611 717	617 812	811 062
OTH CTY.....	52 084	6 115	6 115	7 576	144 144	21 894	21 894	28 167
TOTAL.....	405 226	113 375	113 330	147 440	2 517 610	633 611	639 706	839 229
2440200	CORK IN BLOCKS, RODS, SHEETS, SLABS, STICKS, STRIPS AND SIMILAR SHAPES							(LB)
SPAIN.....	6 239	4 314	4 314	4 810	63 271	36 765	36 765	42 282
PORTUGL.....	136 650	72 861	72 861	83 771	730 624	468 967	469 788	536 501
CHINA T.....	-	-	-	-	27 557	62 500	62 500	66 166
OTH CTY.....	-	-	-	-	195	1 123	1 052	1 126
TOTAL.....	142 889	77 175	77 175	88 581	821 647	569 355	570 105	646 075
2511000	WASTE & SCRAP PAPER & PAPERBOARD PRODUCTS FOR REMFG, & FLAX & HEMP FIBERS FOR PAPER MAKING (STN)							
CANADA.....	5 395	571 953	658 937	665 010	35 942	3 940 923	4 619 540	4 658 618
U KING.....	-	-	-	-	742	183 082	183 082	261 313
BELGIUM.....	1 388	382 272	382 272	487 755	6 913	1 879 190	1 879 190	2 438 243
E GERM.....	-	-	-	-	152	36 762	36 762	49 912
POLAND.....	-	-	-	-	2 997	741 090	741 090	994 914
USSR.....	-	-	-	-	221	60 141	60 141	77 023
ROMANIA.....	731	200 463	200 463	294 528	1 072	296 710	296 710	433 984
BULGAR.....	71	17 501	17 501	22 936	287	70 461	70 461	93 513
INDIA.....	113	30 327	30 327	42 259	833	227 703	227 703	313 553
EGYPT.....	549	123 898	123 898	185 470	885	226 965	226 965	320 723
OTH CTY.....	137	18 436	18 436	18 436	230	41 417	41 417	54 221
TOTAL.....	8 384	1 344 850	1 431 834	1 716 394	50 274	7 704 444	8 383 061	9 696 017
2512020	WOODPULP, MECHANICALLY-GROUND, UNBLEACHED, EXC SCREENINGS							(STN)
CANADA.....	11 636	1 485 666	1 549 226	1 549 226	74 140	12 996 078	13 333 117	13 333 117
OTH CTY.....	-	-	-	-	6	762	762	1 015
TOTAL.....	11 636	1 485 666	1 549 226	1 549 226	74 146	12 996 840	13 333 879	13 334 132
2512040	WOOD PULP, MECHANICALLY-GROUND, BLEACHED, EXCEPT SCREENINGS							(STN)
CANADA.....	-	-	-	-	329	74 522	79 729	79 729
OTH CTY.....	-	-	-	-	11	3 113	3 113	6 775
TOTAL.....	-	-	-	-	340	77 635	82 842	86 504
2514000	PULP, NOT SPECIALLY PROVIDED FOR, INCLUDING MIXTURES AND SCREENINGS							(STN)
CANADA.....	596	213 970	219 885	219 885	5 831	1 693 868	1 716 126	1 794 123
SPAIN.....	-	-	-	-	105	52 056	52 056	63 732
TUNISIA.....	-	-	-	-	500	299 466	299 466	309 498
OTH CTY.....	1	450	450	509	12	7 878	7 853	9 751
TOTAL.....	597	214 420	220 335	220 394	6 448	2 053 268	2 075 501	2 177 104
2516020	WOOD PULP, SULPHITE, BLEACHED, SPECIAL ALPHA AND DISSOLVING GRADES, EXCEPT SCREENINGS							(STN)
CANADA.....	9 671	3 432 190	3 636 136	3 636 136	54 606	19 346 854	20 404 066	20 404 066
REP SAF.....	14 463	4 286 922	4 286 922	4 338 978	19 182	5 523 932	5 523 932	5 754 587
OTH CTY.....	-	-	-	-	2	450	450	522
TOTAL.....	24 134	7 719 112	7 923 058	7 975 114	73 790	24 871 236	25 928 448	26 159 175
2516040	WOOD PULP, BLEACHED SULPHATE SPECIAL ALPHA AND DISSOLVING GRADES, EXCEPT SCREENINGS							(STN)
CANADA.....	169	53 602	55 321	55 321	1 710	585 914	609 525	609 525
TOTAL.....	169	53 602	55 321	55 321	1 710	585 914	609 525	609 525
2517120	WOOD PULP, SULPHATE, UNBLEACHED HARDWOOD, EXCEPT SCREENINGS							(STN)
CANADA.....	445	122 925	130 789	130 789	3 048	860 486	903 217	903 225
TOTAL.....	445	122 925	130 789	130 789	3 048	860 486	903 217	903 225
2517140	WOOD PULP, SULPHATE, UNBLEACHED SOFTWOOD, EXCEPT SCREENINGS							(STN)
CANADA.....	12 678	4 169 991	4 408 127	4 413 709	75 136	24 234 707	25 722 548	25 746 018
SWEDEN.....	116	50 596	51 818	64 470	3 070	1 013 961	1 016 736	1 178 570
W GERM.....	141	54 390	54 390	72 005	222	87 530	87 530	113 579
OTH CTY.....	-	-	-	-	62	21 174	21 870	21 870
TOTAL.....	12 935	4 274 977	4 514 335	4 550 184	78 490	25 357 372	26 848 684	27 060 037
2517215	WOOD PULP, SULPHATE, SEMI-BLEACHED, SOFTWOOD, EXCEPT SCREENINGS							(STN)
CANADA.....	11 325	3 792 908	3 976 110	3 985 158	54 806	18 157 076	18 892 643	19 001 605
TOTAL.....	11 325	3 792 908	3 976 110	3 985 158	54 806	18 157 076	18 892 643	19 001 605
2517220	WOOD PULP, SULPHATE, BLEACHED HARDWOOD, EXC SPECIAL ALPHA & DISSOLVING & EXC SCREENINGS							(STN)
CANADA.....	8 285	2 784 732	2 810 420	2 848 423	38 003	12 937 735	13 144 731	13 207 506
TOTAL.....	8 285	2 784 732	2 810 420	2 848 423	38 003	12 937 735	13 144 731	13 207 506

Table 2. Schedule A Commodity by Country of Origin, Customs, F.a.s., and C.i.f. Values—Continued

(See "Explanation of Statistics" for information on coverage, definitions of Customs, f.a.s., and c.i.f. values, sources of error in the data, OTH CTY (other countries), and other definitions and features of the import statistics. Shipments valued less than \$251 are shown only under Schedule A commodity number 990.0000 and excluded from all other commodities.)

Country of origin	Schedule A commodity number, description and unit of quantity							
	Current month				Cumulative, January to date			
	Net quantity	Value (dollars)			Net quantity	Value (dollars)		
Customs		F.a.s.	C.i.f.	Customs		F.a.s.	C.i.f.	
2517230	WOOD PULP, SULPHATE, BLEACHED SOFTWOOD, EXC SPECIAL ALPHA & DISSOLVING & EXC SCREENINGS (STN)							
CANADA.....	181 820	63 387 161	65 220 651	65 466 432	1 074 443	370 033 450	381 821 253	382 522 807
FINLAND.....	-	-	-	-	55	274 559	274 559	294 590
GAZA ST.....	-	-	-	-	421	73 392	74 806	74 806
OTH CTY.....	-	-	-	-	114	45 222	45 869	57 503
TOTAL.....	181 820	63 387 161	65 220 651	65 466 432	1 075 033	370 426 623	382 216 487	382 949 706
2517240	WOOD PULP, SODA, BLEACHED AND UNBLEACHED, EXCEPT SCREENINGS (STN)							
CANADA.....	-	-	-	-	175	61 407	62 959	62 959
SPAIN.....	-	-	-	-	60	30 671	30 671	37 094
TOTAL.....	-	-	-	-	235	92 078	93 630	100 053
2518100	WOOD PULP, SULPHITE, UNBLEACHED AND SEMIBLEACHED, EXCEPT SCREENINGS (STN)							
CANADA.....	3 454	959 399	984 406	984 406	27 728	8 087 329	8 211 660	8 211 660
SWEDEN.....	21	5 125	5 125	6 807	348	114 744	114 744	131 269
TOTAL.....	3 475	964 524	989 531	991 213	28 076	8 202 073	8 326 404	8 342 929
2518200	WOOD PULP, SULPHITE, BLEACHED, EXCEPT SPECIAL ALPHA & DISSOLVING AND EXC SCREENINGS (STN)							
CANADA.....	23 484	7 753 911	7 873 934	7 873 934	136 693	44 487 957	44 934 091	44 936 107
SWEDEN.....	-	-	-	-	561	261 553	261 553	290 581
OTH CTY.....	-	-	-	-	3	1 318	1 318	1 578
TOTAL.....	23 484	7 753 911	7 873 934	7 873 934	137 257	44 750 828	45 196 962	45 228 266
2612000	WASTE AND ADVANCED WASTE, OF SILK, AND FIBERS OF SILK PROCESSED BUT NOT SPUN (LB)							
JAPAN.....	103 616	49 618	49 618	58 103	109 598	74 016	74 016	83 868
OTH CTY.....	-	-	-	-	385	1 096	1 096	1 139
TOTAL.....	103 616	49 618	49 618	58 103	109 983	75 112	75 112	85 007
2613000	SILK, RAW (LB)							
BRAZIL.....	19 179	163 410	163 410	170 909	91 954	822 594	822 594	867 406
CHINA M.....	11 208	142 385	142 385	145 354	114 665	1 025 441	1 025 441	1 057 946
CHINA T.....	-	-	-	-	6 731	61 759	61 759	64 458
OTH CTY.....	-	-	-	-	3 001	39 445	39 445	41 669
TOTAL.....	30 387	305 795	305 795	316 263	216 351	1 949 239	1 949 239	2 031 479
2621015	WOOL, NOV 40S NES IN GREASE OR WASHED DUTY FREE (CLB)							
ARGENT.....	-	-	-	-	109 334	74 185	74 185	82 695
U KING.....	120 240	121 075	121 075	127 400	351 800	323 339	323 339	343 997
SYRIA.....	55 389	41 136	41 136	43 615	55 389	41 136	41 136	43 615
N ZEAL.....	652 974	537 455	537 455	660 912	2 616 109	1 982 193	1 982 193	2 438 854
OTH CTY.....	16 432	11 162	11 162	11 965	57 869	49 973	49 973	52 785
TOTAL.....	845 035	710 828	710 828	843 892	3 190 501	2 470 826	2 470 816	2 961 946
2621020	WOOL, NOT MERINO IN GREASE OR WASHED (CLB)							
OTH CTY.....	-	-	-	-	62 407	47 118	47 118	56 761
TOTAL.....	-	-	-	-	62 407	47 118	47 118	56 761
2621025	WOOL, NOV 40S NES IN GREASE OR WASHED (CLB)							
ARGENT.....	16 225	18 285	18 285	20 466	122 196	106 719	106 719	118 724
N ZEAL.....	-	-	-	-	438 089	334 945	334 945	413 388
OTH CTY.....	-	-	-	-	4 786	2 316	2 316	2 784
TOTAL.....	16 225	18 285	18 285	20 466	565 071	443 980	443 980	534 896
2621030	WOOL, OVER 40S TO 44S NES IN GREASE OR WASHED DUTY FREE (CLB)							
N ZEAL.....	276 512	237 570	237 570	291 197	950 315	784 660	787 203	956 873
OTH CTY.....	10 352	8 854	8 854	9 722	10 352	8 854	8 854	9 722
TOTAL.....	286 864	246 424	246 424	300 919	960 667	793 514	796 057	966 595
2621035	WOOL, OVER 40S TO 44S NES IN GREASE OR WASHED (CLB)							
N ZEAL.....	36 234	25 089	25 089	30 944	279 237	214 073	214 073	258 382
OTH CTY.....	-	-	-	-	12 667	11 147	11 147	12 457
TOTAL.....	36 234	25 089	25 089	30 944	291 904	225 220	225 220	270 839
2621040	WOOL, OVER 44S TO 46S NES IN GREASE OR WASHED DUTY FREE (CLB)							
U KING.....	-	-	-	-	66 781	60 250	60 250	65 280
N ZEAL.....	-	-	-	-	85 224	115 506	115 506	130 983
TOTAL.....	-	-	-	-	152 005	175 756	175 756	196 263
2621050	WOOL, OVER 46S TO 48S NES IN GREASE OR WASHED (CLB)							
OTH CTY.....	-	-	-	-	1 732	733	733	1 126
TOTAL.....	-	-	-	-	1 732	733	733	1 126
2621060	WOOL, OVER 48S TO 56S NES IN GREASE OR WASHED (CLB)							
N ZEAL.....	29 299	25 699	25 699	30 492	303 316	261 518	263 693	316 987
OTH CTY.....	-	-	-	-	13 205	14 197	14 197	15 488
TOTAL.....	29 299	25 699	25 699	30 492	316 521	275 715	277 890	332 475

Table 2. Schedule A Commodity by Country of Origin,
Customs, F.a.s., and C.i.f. Values—Continued

(See "Explanation of Statistics" for information on coverage, definitions of Customs, f.a.s., and c.i.f. values, sources of error in the data, OTH CTY (other countries), and other definitions and features of the import statistics. Shipments valued less than \$251 are shown only under Schedule A commodity number 990.0000 and excluded from all other commodities.)

Country of origin	Schedule A commodity number, description and unit of quantity							
	Current month				Cumulative, January to date			
	Net quantity	Value (dollars)			Net quantity	Value (dollars)		
		Customs	F.a.s.	C.i.f.		Customs	F.a.s.	C.i.f.
2621070	WOOL, OVER 56S TO 58S NES IN GREASE OR WASHED							(CLB)
AUSTRAL.....	-	-	-	-	23 397	39 092	39 092	42 956
N ZEAL.....	13 173	10 598	10 598	12 912	82 006	64 046	64 046	77 784
TOTAL.....	13 173	10 598	10 598	12 912	105 403	103 138	103 138	120 740
2621080	WOOL, FINER THAN 58S NES IN GREASE OR WASHED							(CLB)
ARGENT.....	-	-	-	-	58 201	75 381	75 381	81 889
AUSTRAL.....	186 202	296 687	296 687	330 022	3 965 457	6 417 749	6 417 747	6 810 711
REP SAF.....	157 742	234 961	234 961	264 443	312 745	463 390	463 390	513 756
OTH CTY.....	-	-	-	-	29 634	28 576	28 576	33 667
TOTAL.....	343 944	531 648	531 648	594 465	4 366 037	6 985 096	6 985 094	7 440 023
2622010	WOOL, NOT MERINO SCOURED DUTY FREE							(CLB)
ARGENT.....	66 500	60 719	60 719	65 800	95 900	82 068	82 068	89 420
U KING.....	32 273	37 257	37 257	37 313	41 593	45 303	45 303	46 104
LEBANON.....	-	-	-	-	52 987	39 615	39 615	45 187
IRAQ.....	50 386	38 289	38 289	42 347	50 386	38 289	38 289	42 347
OTH CTY.....	24 963	15 399	15 399	18 535	50 314	32 036	32 036	36 795
TOTAL.....	174 122	151 664	151 664	163 995	291 180	237 311	237 311	259 853
2622015	WOOL, NOV 40S NES SCOURED DUTY FREE							(CLB)
ARGENT.....	82 250	64 378	64 378	70 490	265 105	213 620	213 620	233 989
U KING.....	24 743	28 402	28 402	29 904	416 994	416 836	416 836	441 999
SYRIA.....	47 203	31 241	31 241	36 195	47 203	31 241	31 241	36 195
N ZEAL.....	265 995	226 736	226 736	278 305	1 211 067	1 039 526	1 039 548	1 246 674
OTH CTY.....	10 936	9 094	9 094	9 510	64 179	43 080	43 080	47 672
TOTAL.....	431 127	359 851	359 851	424 404	2 004 548	1 744 303	1 744 325	2 006 529
2622020	WOOL, NOT MERINO SCOURED OR CARBONIZED							(CLB)
OTH CTY.....	-	-	-	-	25 099	19 313	19 313	21 567
TOTAL.....	-	-	-	-	25 099	19 313	19 313	21 567
2622025	WOOL, NOT OVER 40S NES SCOURED OR CARBONIZED							(CLB)
U KING.....	21 739	23 366	23 366	24 973	83 605	72 279	72 279	77 907
N ZEAL.....	146 126	128 876	128 876	154 879	194 033	179 262	179 262	211 099
OTH CTY.....	-	-	-	-	16 235	12 543	12 543	13 777
TOTAL.....	167 865	152 242	152 242	179 852	293 873	264 084	264 084	302 783
2622030	WOOL, OVER 40S TO 44S NES SCOURED DUTY FREE							(CLB)
N ZEAL.....	14 989	15 982	15 982	17 869	148 662	164 228	164 228	189 573
TOTAL.....	14 989	15 982	15 982	17 869	148 662	164 228	164 228	189 573
2622035	WOOL, OVER 40S TO 44S NES SCOURED OR CARBONIZED							(CLB)
OTH CTY.....	390	456	456	699	2 117	2 456	2 456	2 878
TOTAL.....	390	456	456	699	2 117	2 456	2 456	2 878
2622040	WOOL, OVER 44S TO 46S NES SCOURED DUTY FREE							(CLB)
U KING.....	33 465	37 993	37 993	40 678	134 161	164 107	164 107	174 950
OTH CTY.....	-	-	-	-	25 540	28 821	28 821	32 920
TOTAL.....	33 465	37 993	37 993	40 678	159 701	192 928	192 928	207 870
2622045	WOOL, OVER 44S TO 46S NES SCOURED OR CARBONIZED							(CLB)
OTH CTY.....	-	-	-	-	21 254	21 103	21 159	23 050
TOTAL.....	-	-	-	-	21 254	21 103	21 159	23 050
2622060	WOOL, OVER 48S TO 56S NES SCOURED OR CARBONIZED							(CLB)
N ZEAL.....	-	-	-	-	33 582	44 258	44 258	49 308
OTH CTY.....	6 817	9 653	9 653	10 735	44 769	60 755	60 755	65 697
TOTAL.....	6 817	9 653	9 653	10 735	78 351	105 013	105 013	115 005
2622070	WOOL, OVER 56S TO 58S NES SCOURED OR CARBONIZED							(CLB)
AUSTRAL.....	-	-	-	-	43 181	50 318	50 318	55 210
OTH CTY.....	4 596	4 826	4 826	5 839	13 600	12 853	12 853	15 253
TOTAL.....	4 596	4 826	4 826	5 839	56 781	63 171	63 171	70 463
2622080	WOOL, FINER THAN 58S NES SCOURED OR CARBONIZED							(CLB)
AUSTRAL.....	142 122	175 642	175 642	190 799	1 607 061	1 655 960	1 655 960	1 842 822
OTH CTY.....	-	-	-	-	24 406	29 445	29 445	31 483
TOTAL.....	142 122	175 642	175 642	190 799	1 631 467	1 685 405	1 685 405	1 874 305
2623010	HAIR OF THE CAMEL							(CLB)
CHINA M.....	-	-	-	-	62 806	144 094	142 388	148 500
MONGOLA.....	132 902	254 264	254 264	267 282	211 547	425 944	425 944	446 716
OTH CTY.....	3 262	3 025	3 025	3 162	9 512	9 293	9 293	9 653
TOTAL.....	136 164	257 289	257 289	270 444	283 865	579 331	577 625	604 869

Table 2. Schedule A Commodity by Country of Origin, Customs, F.a.s., and C.i.f. Values—Continued

(See "Explanation of Statistics" for information on coverage, definitions of Customs, f.a.s., and c.i.f. values, sources of error in the data, OTH CTY (other countries), and other definitions and features of the import statistics. Shipments valued less than \$251 are shown only under Schedule A commodity number 990.0000 and excluded from all other commodities.)

Country of origin	Schedule A commodity number, description and unit of quantity							
	Current month				Cumulative, January to date			
	Net quantity	Value (dollars)			Net quantity	Value (dollars)		
Customs		F.a.s.	C.i.f.	Customs		F.a.s.	C.i.f.	
2623030	HAIR OF THE ALPACA LLAMA VICUNA & LIKE HAIR							(CLB)
PERU.....	19 332	45 911	45 911	47 408	90 514	193 510	193 510	200 934
TOTAL.....	19 332	45 911	45 911	47 408	90 514	193 510	193 510	200 934
2623050	HAIR OF THE CASHMERE GOAT & LIKE HAIR							(CLB)
IRAN.....	141 042	244 662	244 662	260 517	225 218	401 504	401 504	430 356
AFGHAN.....	43 899	71 482	71 482	81 074	51 620	86 046	86 046	97 407
MONGOLA.....	35 959	152 737	152 737	155 533	38 809	156 356	156 356	159 402
OTH CTY.....	-	-	-	-	4 309	17 848	17 848	18 559
TOTAL.....	220 900	468 881	468 881	497 124	319 956	661 754	661 754	705 724
2623070	HAIR OF THE ANGORA RABBIT & THE ANGORA GOAT & LIKE HAIR							(CLB)
REP SAF.....	-	-	-	-	18 864	35 198	35 198	37 204
TOTAL.....	-	-	-	-	18 864	35 198	35 198	37 204
2625100	HORSEHAIR & HORSEHAIR WASTE NOT CARDED OR COMBED							(LB)
CANADA.....	44 640	4 910	6 130	6 130	212 600	35 598	38 483	38 506
MEXICO.....	9 063	21 693	21 693	22 106	66 603	99 179	99 179	101 492
C RICA.....	8 140	18 447	18 447	19 019	38 301	85 446	83 615	86 061
BRAZIL.....	3 907	8 064	8 064	8 453	27 294	58 741	58 741	61 425
URUGUAY.....	-	-	-	-	76 366	147 344	147 344	154 640
ARGENT.....	2 288	7 019	7 019	7 244	102 166	192 569	192 569	202 384
W GERM.....	-	-	-	-	1 058	45 937	45 937	46 461
INDIA.....	2 205	4 508	4 508	4 850	11 511	36 450	36 450	37 776
CHINA M.....	551	1 126	1 126	1 272	88 152	231 162	231 162	241 538
HG KONG.....	-	-	-	-	11 023	31 760	31 760	33 223
JAPAN.....	-	-	-	-	11 389	45 618	45 618	46 946
OTH CTY.....	295	6 965	6 965	7 502	97 657	63 665	63 665	72 742
TOTAL.....	71 089	72 732	73 952	76 576	744 120	1 073 469	1 074 523	1 123 194
2625920	HAIR, SOFT BOVINE EAR, GOAT BEARD, CIVET ETC							(LB)
HAITI.....	81	3 888	3 888	3 913	985	34 282	34 282	34 501
W GERM.....	184	9 526	9 556	10 009	5 621	363 699	363 729	365 970
OTH CTY.....	354	14 586	14 586	14 658	2 055	82 077	82 077	83 541
TOTAL.....	619	28 000	28 030	28 580	8 661	480 058	480 088	484 012
2625940	HAIR, GOAT & KID EXCEPT BEARD HAIR, CRUDE OR SORTED AND/OR TREATED							(LB)
PAKISTN.....	-	-	-	-	207 762	55 508	55 517	79 126
OTH CTY.....	-	-	-	-	4 187	40 388	40 388	41 519
TOTAL.....	-	-	-	-	211 949	95 896	95 905	120 645
2625960	HAIR & FUR NSPF CRUDE OR SORTED AND/OR TREATED							(LB)
U KING.....	-	-	-	-	14 897	135 722	135 722	138 264
OTH CTY.....	25 313	35 098	35 141	37 404	63 175	123 352	123 406	131 383
TOTAL.....	25 313	35 098	35 141	37 404	78 072	259 074	259 128	269 647
2626000	WOOL SHODDY							(LB)
U KING.....	12 980	13 848	13 848	14 594	109 428	121 033	121 033	127 568
TOTAL.....	12 980	13 848	13 848	14 594	109 428	121 033	121 033	127 568
2627000	WOOL OR OTHER ANIMAL HAIR, CARDED OR COMBED, EXCLUDING TOPS							(LB)
U KING.....	-	-	-	-	16 403	48 399	48 399	50 879
OTH CTY.....	1 574	5 010	5 030	6 058	2 816	8 972	8 992	10 552
TOTAL.....	1 574	5 010	5 030	6 058	19 219	57 371	57 391	61 431
2628000	WOOL TOPS							(LB)
REP SAF.....	2 048	3 127	3 127	3 401	26 926	46 819	46 819	51 123
OTH CTY.....	-	-	-	-	46 764	72 014	72 036	75 686
TOTAL.....	2 048	3 127	3 127	3 401	73 690	118 833	118 855	126 809
2629010	WASTE, WOOL CARD OR BURR, WHETHER OR NOT ADVANCED							(LB)
BRAZIL.....	27 229	6 176	6 176	7 834	224 420	51 298	51 298	64 787
U KING.....	68 607	45 986	45 986	49 549	533 792	363 471	363 471	396 672
W GERM.....	-	-	-	-	74 101	69 628	69 628	76 332
REP SAF.....	1 448	3 989	3 989	4 443	71 739	72 182	72 182	80 584
OTH CTY.....	4 204	5 861	5 861	6 226	69 139	46 596	46 596	52 632
TOTAL.....	101 488	62 012	62 012	68 052	973 191	603 175	603 175	671 007
2629030	NOILS, WOOL, WHETHER OR NOT ADVANCED							(LB)
CHILE.....	15 538	6 696	6 696	7 698	188 853	88 016	88 016	99 465
BRAZIL.....	14 312	8 301	8 301	9 199	161 731	91 943	91 943	102 044
URUGUAY.....	37 615	20 153	20 153	22 626	339 184	204 169	204 969	224 195
ARGENT.....	16 890	13 926	13 926	15 315	499 640	352 018	352 018	392 499
U KING.....	289 909	425 447	425 447	442 622	2 730 974	3 150 837	3 140 754	3 298 479
BELGIUM.....	19 619	28 711	28 711	30 479	196 036	255 226	255 226	269 769
AUSTRAL.....	-	-	-	-	259 679	249 964	249 964	275 266
N ZEAL.....	-	-	-	-	90 019	102 785	102 785	115 095
EGYPT.....	-	-	-	-	55 637	68 187	63 306	68 186
REP SAF.....	3 731	2 703	2 703	3 122	54 120	35 382	35 382	42 047

Table 2. Schedule A Commodity by Country of Origin,
Customs, F.a.s., and C.i.f. Values—Continued

(See "Explanation of Statistics" for information on coverage, definitions of Customs, f.a.s., and c.i.f. values, sources of error in the data, OTH CTY (other countries), and other definitions and features of the import statistics. Shipments valued less than \$251 are shown only under Schedule A commodity number 990.0000 and excluded from all other commodities.)

Country of origin	Schedule A commodity number, description and unit of quantity							
	Current month				Cumulative, January to date			
	Net quantity	Value (dollars)			Net quantity	Value (dollars)		
Customs		F.a.s.	C.i.f.	Customs		F.a.s.	C.i.f.	
OTH CTY.....	21 667	37 909	38 417	39 977	74 322	75 225	75 782	79 952
TOTAL.....	419 281	543 846	544 354	571 038	4 650 195	4 673 752	4 660 145	4 966 997
2629050	WASTE, WOOL YARN, NOT INCLUDING SUCH WASTES, PICKERED AND/OR GARNETTED						(LB)	
URUGUAY.....	-	-	-	-	177 025	64 232	64 232	77 148
U KING.....	10 493	7 020	7 020	7 689	214 585	129 999	129 999	143 368
BELGIUM.....	-	-	-	-	81 065	62 383	62 383	66 008
OTH CTY.....	-	-	-	-	148 717	95 542	95 542	106 980
TOTAL.....	10 493	7 020	7 020	7 689	621 392	352 156	352 150	393 504
2629070	WASTE OF WOOL AND OF OTHER ANIMAL HAIR, NES						(LB)	
AUSTRAL.....	58 209	51 395	51 395	56 336	263 291	241 039	241 039	271 425
OTH CTY.....	16 005	3 818	4 022	4 351	128 129	49 064	49 787	54 489
TOTAL.....	74 214	55 213	55 417	60 687	391 420	290 103	290 826	325 914
2631010	COTTON, RAW STAPLE UNDER 1-1/8 INCHES						(LB)	
MEXICO.....	795 110	409 636	409 636	409 636	7 517 304	3 873 182	3 873 182	3 873 185
PERU.....	-	-	-	-	247 911	124 454	124 454	136 107
INDIA.....	93 119	32 662	32 662	38 301	277 987	92 336	92 336	109 789
PAKISTN.....	36 952	9 336	9 336	9 336	968 097	291 522	291 514	354 020
TOTAL.....	925 181	451 634	451 634	459 951	9 011 299	4 381 494	4 381 486	4 473 101
2631050	COTTON, RAW STAPLE 1-3/8 TO 1-11/16 INCH						(LB)	
EGYPT.....	36 192	42 342	42 342	44 199	142 828	160 513	160 513	167 799
SUDAN.....	788 005	681 897	681 897	720 670	1 428 703	1 425 389	1 425 389	1 493 352
TOTAL.....	824 197	724 239	724 239	764 869	1 571 531	1 585 902	1 585 902	1 661 151
2632000	LINTERS, COTTON						(LB)	
MEXICO.....	1 479 779	286 660	290 518	292 753	6 328 834	1 235 691	1 252 193	1 254 428
OTH CTY.....	-	-	-	-	98 931	8 514	8 514	12 536
TOTAL.....	1 479 779	286 660	290 518	292 753	6 427 765	1 244 205	1 260 707	1 266 964
2635010	STRIPS, CARD & VACUUM, & WASTE, LAP, SLIVER & ROVING, COTTON						(LB)	
OTH CTY.....	36 473	4 168	4 168	4 168	141 121	16 668	16 668	16 668
TOTAL.....	36 473	4 168	4 168	4 168	141 121	16 668	16 668	16 668
2635030	WASTE, COTTON COMBER						(LB)	
OTH CTY.....	-	-	-	-	77 000	20 638	20 638	22 310
TOTAL.....	-	-	-	-	77 000	20 638	20 638	22 310
2635050	WASTE, COTTON NES & COTTON, CARDED OR COMBED						(LB)	
CANADA.....	54 803	7 516	7 708	7 708	324 120	54 547	56 572	56 572
PAKISTN.....	-	-	-	-	1 704 569	232 730	232 730	305 516
HG KONG.....	99 502	4 478	4 478	8 019	681 836	41 979	42 470	59 340
EGYPT.....	675 827	110 357	110 357	134 897	675 827	110 357	110 357	134 897
OTH CTY.....	-	-	-	-	467 663	17 477	17 477	29 328
TOTAL.....	830 132	122 351	122 543	150 624	3 854 015	457 090	459 606	585 653
2640020	JUTE, RAW, WASTE AND ADVANCED WASTE						(LTN)	
U KING.....	-	-	-	-	559	78 753	78 753	128 304
W GERM.....	-	-	-	-	131	41 147	41 147	42 360
INDIA.....	129	47 268	47 268	63 595	1 832	729 029	729 094	961 695
BNGLDH.....	26	4 158	4 158	7 275	4 312	1 638 018	1 638 018	2 117 819
THAILND.....	1 404	115 135	114 809	216 970	6 745	1 009 957	1 017 297	1 601 309
OTH CTY.....	9	983	1 013	1 013	63	14 013	13 883	17 750
TOTAL.....	1 568	167 544	167 248	288 853	13 642	3 510 917	3 518 192	4 869 237
2651040	FLAX, RAW & PROCESSED NOT SPUN						(LTN)	
MEXICO.....	-	12 617	12 617	12 617	-	186 375	186 375	186 375
U KING.....	-	18 053	18 053	19 057	-	47 613	47 613	50 776
BELGIUM.....	-	69 656	69 656	76 151	-	303 554	304 054	334 810
OTH CTY.....	-	2 139	2 301	2 301	-	4 221	4 489	4 588
TOTAL.....	-	102 465	102 627	110 126	-	541 763	542 531	576 549
2652000	TRUE HEMP, RAW, WASTE, ADVANCED WASTE, AND PROCESSED BUT NOT SPUN						(LB)	
OTH CTY.....	738	1 032	1 032	1 321	914	1 509	1 509	1 876
TOTAL.....	738	1 032	1 032	1 321	914	1 509	1 509	1 876
2653000	RAMIE, RAW, WASTE, ADVANCED WASTE, AND PROCESSED BUT NOT SPUN						(LB)	
OTH CTY.....	-	-	-	-	-	646	646	706
TOTAL.....	-	-	-	-	-	646	646	706
2654000	SISAL, HENEQUEN & OTHER AGAVE FAMILY FIBERS & THEIR WASTE						(LB)	
MEXICO.....	-	-	-	-	-	30 897	30 897	49 097
HAITI.....	-	-	-	-	-	157 522	157 522	164 523
BRAZIL.....	-	57 900	57 900	80 409	-	1 276 613	1 276 613	1 469 382
ANGOLA.....	-	-	-	-	-	392 912	392 912	442 763

Table 2. Schedule A Commodity by Country of Origin, Customs, F.a.s., and C.i.f. Values—Continued

(See "Explanation of Statistics" for information on coverage, definitions of Customs, f.a.s., and c.i.f. values, sources of error in the data, OTH CTY (other countries), and other definitions and features of the import statistics. Shipments valued less than \$251 are shown only under Schedule A commodity number 990.0000 and excluded from all other commodities.)

Country of origin	Schedule A commodity number, description and unit of quantity							
	Current month				Cumulative, January to date			
	Net quantity	Value (dollars)			Net quantity	Value (dollars)		
Customs		F.a.s.	C.i.f.	Customs		F.a.s.	C.i.f.	
KENYA.....	-	-	-	-	-	478 555	478 555	525 422
TN ZANIA.....	-	-	-	-	-	258 813	258 813	282 502
MOZAMBQ.....	-	-	-	-	-	587 650	87 650	97 321
OTH CTY.....	-	-	-	-	-	11 613	11 613	14 165
TOTAL.....	-	57 900	57 900	80 409	-	3 194 575	2 694 575	3 045 175
2655000	ABACA, RAW, WASTE, ADVANCED WASTE, & PROCESSED BUT NOT SPUN							
COLOMB.....	-	-	-	-	-	35 712	35 712	40 641
ECUADOR.....	-	1 067 098	1 067 098	1 195 219	-	3 184 904	3 184 904	3 530 679
SPAIN.....	-	-	-	-	-	581 473	581 473	629 880
PHIL R.....	-	616 181	616 181	703 709	-	7 178 761	7 178 761	8 341 950
TOTAL.....	-	1 683 279	1 683 279	1 898 928	-	10 980 850	10 980 850	12 543 150
2658000	FIBERS, VEGETABLE TEXTILE, NES, RAW, WASTE, ADVANCED WASTE, AND PROCESSED BUT NOT SPUN							
FRANCE.....	-	-	-	-	-	131 160	131 160	145 019
INDIA.....	-	2 462	2 462	3 327	-	34 730	34 730	48 391
SRI LKA.....	-	6 646	7 246	10 908	-	249 276	250 132	323 088
THAILND.....	-	-	-	-	-	231 685	231 685	298 656
PHIL R.....	-	-	-	-	-	66 779	66 779	114 088
OTH CTY.....	-	6 723	6 825	6 825	-	47 598	48 025	59 350
TOTAL.....	-	15 831	16 533	21 060	-	761 228	762 511	988 592
2661300	FIBERS, MAN-MADE NONCONTINUOUS, CARDED OR COMBED (LB)							
U KING.....	-	-	-	-	98 853	88 559	88 559	92 454
ITALY.....	-	-	-	-	335 928	129 861	129 861	144 472
JAPAN.....	50 177	12 522	12 522	14 605	805 646	274 305	275 216	309 621
OTH CTY.....	-	-	-	-	4 342	7 848	7 868	8 389
TOTAL.....	50 177	12 522	12 522	14 605	1 244 769	500 573	501 504	554 936
2662110	FIBERS, NYLON NONCONTINUOUS NOT CARDED OR COMBED INCLUDING BRUSH BRISTLES (LB)							
CANADA.....	263 612	212 715	186 591	215 531	273 507	220 622	194 763	223 703
FRANCE.....	14 432	40 799	40 799	43 147	41 196	122 907	122 907	131 312
W GERM.....	97 117	78 092	77 917	83 647	1 179 038	863 283	857 950	922 448
SWITZLD.....	12 247	15 133	15 133	16 073	72 209	92 044	92 044	99 202
PORTUGL.....	-	-	-	-	32 629	51 750	51 750	53 136
ITALY.....	460 670	232 835	228 251	248 721	2 219 709	1 434 350	1 390 559	1 496 408
INDIA.....	4 410	6 170	6 170	7 052	45 305	52 776	52 776	58 446
JAPAN.....	130 093	79 467	79 467	88 560	4 250 381	2 702 671	2 702 671	2 969 352
OTH CTY.....	-	-	-	-	2 000	3 960	3 960	4 157
TOTAL.....	982 581	665 211	634 328	702 731	8 115 974	5 544 363	5 469 380	5 958 164
2662150	FIBERS, ACRYLIC NONCONTINUOUS NOT CARDED OR COMBED (LB)							
CANADA.....	500	330	336	336	52 918	41 566	41 993	41 993
U KING.....	187 833	109 908	109 908	118 618	538 545	332 700	332 716	360 112
W GERM.....	265 407	162 176	161 816	173 820	1 245 815	639 708	637 397	700 416
ITALY.....	82 306	45 365	41 136	46 910	593 053	270 948	263 669	299 373
JAPAN.....	132 880	56 474	56 474	66 413	2 141 117	1 201 353	1 208 775	1 349 224
OTH CTY.....	2 493	3 643	3 387	3 756	5 075	7 928	7 672	8 504
TOTAL.....	671 419	377 896	373 057	409 853	4 576 523	2 494 203	2 492 222	2 759 622
2662170	FIBERS, NONCELLULOSIC NONCONTINUOUS NES NOT CARDED OR COMBED & BRUSH BRISTLES NES (LB)							
CANADA.....	91 249	65 587	63 744	66 540	398 830	183 111	183 160	186 073
W GERM.....	65	476	476	540	107 675	201 600	201 599	208 538
ITALY.....	29 375	44 786	45 154	53 439	353 767	294 971	295 534	327 107
CHINA T.....	660 750	195 315	195 315	229 969	1 828 460	644 268	644 268	747 389
JAPAN.....	93 871	64 093	63 518	71 043	1 551 444	783 138	781 258	883 777
OTH CTY.....	10 588	22 313	22 313	28 374	75 790	75 546	75 793	87 584
TOTAL.....	885 898	392 570	390 520	449 905	4 315 966	2 182 634	2 181 612	2 440 468
2663120	FIBERS, CELLULOSIC NONCONTINUOUS, CARPET & RUG TYPE 8 DNR & COARSER NOT CARDED OR COMBED (LB)							
FRANCE.....	40 820	31 615	31 615	33 328	72 680	56 934	56 934	60 139
TOTAL.....	40 820	31 615	31 615	33 328	72 680	56 934	56 934	60 139
2663140	FIBERS, CELLULOSIC NONCONTINUOUS, NES NOT CARDED OR COMBED (LB)							
CANADA.....	294 335	145 286	145 310	145 310	1 989 218	1 047 708	1 048 171	1 048 171
FRANCE.....	73 155	41 936	41 936	45 537	114 605	74 563	74 563	79 916
AUSTRIA.....	2 718 945	1 101 063	1 109 069	1 238 537	7 930 713	3 179 865	3 199 531	3 565 767
CZECHO.....	-	-	-	-	83 648	32 640	32 886	36 964
ITALY.....	24 701	10 550	10 550	11 746	365 774	154 039	154 039	172 402
JAPAN.....	56 567	26 424	25 370	31 221	2 303 727	1 143 313	1 140 886	1 276 348
OTH CTY.....	414	394	394	513	92 594	62 360	62 368	70 363
TOTAL.....	3 168 117	1 325 653	1 332 629	1 472 864	12 880 279	5 694 488	5 712 444	6 249 931
2664000	WASTE, MAN-MADE FIBERS (LB)							
CANADA.....	242 946	33 951	35 074	35 074	2 241 048	345 661	357 967	358 036
U KING.....	523 375	94 425	94 296	117 552	2 929 201	572 296	573 838	692 311
FRANCE.....	-	-	-	-	11 927	58 369	58 369	59 243
W GERM.....	209 967	36 141	36 141	45 082	1 545 946	290 838	294 320	359 826
ITALY.....	38 814	5 718	7 374	9 031	415 838	59 933	61 588	81 307
JAPAN.....	202 592	24 764	24 764	34 510	917 478	188 151	189 528	235 141
AUSTRAL.....	121 729	10 925	10 925	19 140	306 799	45 662	45 662	67 335
REP SAF.....	79 198	6 027	6 027	11 460	317 086	50 903	50 903	71 721

Table 2. Schedule A Commodity by Country of Origin, Customs, F.a.s., and C.i.f. Values—Continued

(See "Explanation of Statistics" for information on coverage, definitions of Customs, f.a.s., and c.i.f. values, sources of error in the data, OTH CTY (other countries), and other definitions and features of the import statistics. Shipments valued less than \$251 are shown only under Schedule A commodity number 990.0000 and excluded from all other commodities.)

Country of origin	Schedule A commodity number, description and unit of quantity								
	Current month				Cumulative, January to date				
	Net quantity	Value (dollars)			Net quantity	Value (dollars)			
Customs		F.a.s.	C.i.f.	Customs		F.a.s.	C.i.f.		
OTH CTY.....	59 408	4 735	4 735	8 282	470 933	75 828	74 674	98 267	
TOTAL.....	1 478 029	216 686	219 336	280 131	9 156 256	1 687 641	1 706 849	2 023 187	
2670210	SCRAP CORDAGE OF TEXTILE MATERIALS							(LB)	
OTH CTY.....	134 104	15 930	16 164	20 333	209 946	24 064	24 298	31 890	
TOTAL.....	134 104	15 930	16 164	20 333	209 946	24 064	24 298	31 890	
2670230	RAGS, BAGGING AND SUGAR SACK FABRIC							(LB)	
THAILND.....	-	-	-	-	1 528 164	58 361	58 361	114 166	
KOR REP.....	256 300	10 803	10 803	16 842	1 753 827	66 652	66 652	114 822	
OTH CTY.....	542 242	21 067	21 067	35 028	2 080 829	79 349	79 349	131 808	
TOTAL.....	798 542	31 870	31 870	51 870	5 362 820	204 362	204 362	360 796	
2670250	WIPING RAGS, COTTON, NES							(LB)	
PAKISTN.....	-	-	-	-	45 360	88 272	88 272	93 600	
JAPAN.....	50 500	21 751	21 751	23 699	626 000	242 457	246 769	275 407	
TUNISIA.....	50 044	15 162	15 162	16 668	620 550	195 759	195 759	212 523	
OTH CTY.....	-	-	-	-	375 544	43 273	43 883	47 743	
TOTAL.....	100 544	36 913	36 913	40 367	1 667 454	569 761	574 683	629 273	
2670270	RAGS, WOOL, NES							(LB)	
CANADA.....	13 837	6 451	6 523	6 523	195 304	77 515	77 974	77 974	
U KING.....	168 145	66 500	66 400	71 540	602 772	297 568	298 197	328 975	
OTH CTY.....	31 496	13 325	13 325	14 714	277 863	108 029	108 029	124 391	
TOTAL.....	213 478	86 276	86 248	92 777	1 075 939	483 112	484 200	531 340	
2670290	RAGS, WASTE AND SCRAP NES, TEXTILE							(LB)	
CANADA.....	781 655	88 477	91 613	91 828	2 096 722	226 362	236 316	237 683	
HG KONG.....	-	-	-	-	1 723 700	86 483	87 360	119 203	
OTH CTY.....	70 723	6 291	6 340	7 930	745 732	57 541	57 590	83 606	
TOTAL.....	852 378	94 768	97 953	99 758	4 566 154	370 386	381 266	440 492	
2712000	SODIUM NITRATE							(STN)	
CHILE.....	4 903	588 375	588 375	625 535	110 281	15 207 698	15 216 129	16 560 075	
OTH CTY.....	-	-	-	-	5	892	905	905	
TOTAL.....	4 903	588 375	588 375	625 535	110 286	15 208 590	15 217 034	16 560 980	
2713000	PHOSPHATES, CRUDE, AND APATITE							(STN)	
N ANTIL.....	1 516	99 427	99 427	119 360	15 611	675 645	675 645	859 368	
OTH CTY.....	-	-	-	-	865	26 521	28 411	28 411	
TOTAL.....	1 516	99 427	99 427	119 360	16 476	702 166	704 056	887 779	
2714000	POTASSIUM NITRATE CRUDE							(STN)	
ISRAEL.....	-	-	-	-	19 003	3 619 121	3 619 121	4 073 316	
OTH CTY.....	-	-	-	-	4	2 510	2 574	3 015	
TOTAL.....	-	-	-	-	19 007	3 621 631	3 621 695	4 076 331	
2731220	MARBLE AND BRECCIA, IN BLOCK, ROUGH OR SQUARED ONLY							(CFT)	
ITALY.....	-	-	-	-	2 019	31 379	31 379	48 315	
OTH CTY.....	447	9 241	9 241	12 398	2 571	49 649	49 649	71 233	
TOTAL.....	447	9 241	9 241	12 398	4 590	81 028	81 028	119 548	
2731240	TRAVERTINE AND STONE, UNMANUFACTURED AND ONYX, IN BLOCK, ROUGH OR SQUARED ONLY							(CFT)	
OTH CTY.....	1 205	10 064	10 064	10 064	4 994	43 729	43 802	51 124	
TOTAL.....	1 205	10 064	10 064	10 064	4 994	43 729	43 802	51 124	
2731300	GRANITE, LIMESTONE & STONE NES, UNWORKED								
CANADA.....	-	107 367	120 949	120 949	-	533 145	597 263	604 311	
MEXICO.....	-	7 820	7 820	7 820	-	33 470	33 470	33 470	
BRAZIL.....	-	11 586	11 586	13 796	-	69 046	69 486	107 043	
URUGUAY.....	-	-	-	-	-	36 150	36 150	65 709	
NORWAY.....	-	13 047	13 047	16 746	-	85 893	85 893	120 316	
REP SAF.....	-	98 745	100 897	110 951	-	452 721	456 922	679 044	
OTH CTY.....	-	11 325	11 295	18 355	-	37 509	37 426	66 751	
TOTAL.....	-	249 890	265 594	288 617	-	1 247 934	1 316 610	1 676 644	
2732100	PLASTER ROCK OR GYPSUM AND GYPSUM CEMENT								
CANADA.....	-	998 302	998 352	2 034 885	-	4 689 148	4 684 310	9 336 165	
MEXICO.....	-	120 309	120 309	225 711	-	693 083	693 083	1 657 350	
JAMAICA.....	-	24 291	24 291	25 009	-	372 108	372 108	1 061 796	
DOM REP.....	-	338 221	338 221	396 853	-	1 305 905	1 305 905	1 534 221	
U KING.....	-	15 075	15 077	27 201	-	89 287	89 211	162 244	
OTH CTY.....	-	340	340	343	-	7 723	7 723	11 677	
TOTAL.....	-	1 496 538	1 496 590	2 710 002	-	7 157 254	7 152 340	13 763 453	
2732200	LIMESTONE, CRUDE, NOT SUITABLE FOR USE AS MONUMENTAL, PAVING OR BUILDING STONE							(STN)	
CANADA.....	8 994	18 211	18 451	29 602	155 988	233 024	233 475	572 616	

Table 2. Schedule A Commodity by Country of Origin, Customs, F.a.s., and C.i.f. Values—Continued

(See "Explanation of Statistics" for information on coverage, definitions of Customs, f.a.s., and c.i.f. values, sources of error in the data, OTH CTY (other countries), and other definitions and features of the import statistics. Shipments valued less than \$251 are shown only under Schedule A commodity number 990.0000 and excluded from all other commodities.)

Country of origin	Schedule A commodity number, description and unit of quantity							
	Net quantity	Current month			Net quantity	Cumulative, January to date		
		Value (dollars)				Value (dollars)		
		Customs	F.a.s.	C.i.f.		Customs	F.a.s.	C.i.f.
DOM REP.....	30 055	121 033	121 033	243 479	81 871	297 313	297 313	630 836
OTH CTY.....	-	-	-	-	3	8 097	8 097	8 573
TOTAL.....	39 049	139 244	139 484	273 081	237 862	538 434	538 885	1 212 025
2733000	SAND, EXCLUDING METAL-BEARING SAND (LTN)							
CANADA.....	41 412	43 711	44 003	68 131	106 411	115 517	116 058	195 932
JAPAN.....	63	34 638	34 638	43 147	63	34 638	34 638	43 147
AUSTRAL.....	-	-	-	-	15 886	115 194	115 194	336 160
REP SAF.....	20	3 675	3 675	5 089	235	84 843	85 900	106 332
OTH CTY.....	-	-	-	-	105	8 075	8 075	12 126
TOTAL.....	41 495	82 024	82 316	116 367	122 700	358 267	359 865	693 697
2734020	LIMESTONE CHIPS AND SPALLS OR CRUSHED OR GROUND LIMESTONE (STN)							
CANADA.....	174 199	259 954	310 817	499 786	760 039	1 166 993	1 315 263	2 071 151
TOTAL.....	174 199	259 954	310 817	499 786	760 039	1 166 993	1 315 263	2 071 151
2734040	MARBLE, BRECCIA, ONYX & STONE, NES, CHIPS & SPALLS OR CRUSHED OR GROUND STONE & QUARTZITE							
CANADA.....	-	443 136	476 981	719 793	-	1 217 126	1 245 220	2 094 100
SWEDEN.....	-	50 700	50 700	84 622	-	208 206	208 206	377 813
SWITZLD.....	-	-	-	-	-	35 722	35 722	36 487
OTH CTY.....	-	3 546	4 126	13 740	-	42 857	44 563	87 169
TOTAL.....	-	497 382	531 807	818 155	-	1 503 911	1 533 711	2 595 569
2742000	IRON SULFIDE OR PYRITES (LTN)							
CANADA.....	601	6 936	10 707	10 707	9 355	57 742	88 776	88 776
TOTAL.....	601	6 936	10 707	10 707	9 355	57 742	88 776	88 776
2743000	SULFUR, INCLUDING SUBLIMED AND PRECIPITATED (LTN)							
CANADA.....	69 508	1 577 211	2 188 676	2 197 834	485 301	11 199 287	15 651 585	15 758 238
MEXICO.....	91 843	4 910 015	4 910 015	5 369 126	602 511	28 302 445	28 302 445	31 769 550
W GERM.....	54	22 806	22 806	30 921	72	30 995	30 995	41 194
TOTAL.....	161 405	6 510 032	7 121 497	7 597 881	1 087 884	39 532 727	43 985 025	47 568 982
2751010	DIAMONDS, INDUSTRIAL, SYNTHETIC, ROUGH OR PROCESSED, NOT SET AND NOT SUITABLE FOR JEWELRY (CAR)							
CANADA.....	602	903	903	903	50 098	32 671	32 688	32 688
U KING.....	20 000	26 000	26 000	26 296	24 626	35 757	35 757	36 109
IRELAND.....	156 040	310 232	310 248	312 120	954 334	2 229 631	2 229 653	2 242 708
BELGIUM.....	17 540	25 351	25 351	25 456	60 056	74 372	74 372	74 637
JAPAN.....	83 800	156 335	156 335	156 784	363 315	678 608	678 608	684 914
ZAIRE.....	-	-	-	-	13 675	37 857	37 983	38 012
OTH CTY.....	1 069	2 766	2 769	2 781	37 669	58 989	58 992	59 206
TOTAL.....	279 051	521 587	521 606	524 340	1 503 773	3 147 885	3 148 053	3 168 274
2751020	DIAMONDS, MINERS, NATURAL (CAR)							
VENEZ.....	4 030	105 210	105 210	105 310	9 122	245 610	245 610	245 760
U KING.....	1 901	10 942	10 942	11 003	8 743	47 916	47 963	48 205
REP SAF.....	84 152	502 703	502 859	504 435	515 425	3 139 661	3 139 839	3 151 252
OTH CTY.....	111	741	741	786	10 553	45 416	45 504	45 668
TOTAL.....	90 194	619 596	619 752	621 534	543 843	3 478 603	3 478 916	3 490 885
2751030	DIAMOND CRUSHING BORT (CAR)							
IRELAND.....	-	-	-	-	13 500	35 900	36 150	36 750
NETHLDs.....	600	2 500	2 500	2 543	19 938	45 044	45 044	45 367
REP SAF.....	16 895	35 711	35 713	35 929	49 673	135 954	135 963	136 768
OTH CTY.....	-	-	-	-	1 300	2 600	2 600	2 611
TOTAL.....	17 495	38 211	38 213	38 472	84 411	219 498	219 757	221 496
2751040	DIAMONDS, INDUSTRIAL, NATURAL, NES (CAR)							
CANADA.....	-	-	-	-	58 333	340 097	340 561	340 722
VENEZ.....	-	-	-	-	1 128	43 100	43 100	43 310
U KING.....	9 803	72 466	73 466	73 702	189 265	1 185 129	1 176 583	1 180 865
IRELAND.....	2 905	12 788	12 788	12 827	12 226	62 694	62 694	62 897
NETHLDs.....	4 001	28 250	28 250	28 803	57 090	527 599	527 899	531 103
BELGIUM.....	25 114	68 973	68 973	69 776	254 618	1 049 677	1 049 776	1 054 925
FRANCE.....	9 318	298 816	298 816	300 325	9 318	298 816	298 816	300 325
W GERM.....	3 975	33 701	33 661	34 933	4 032	33 958	33 918	35 192
USSR.....	-	-	-	-	60 000	77 800	77 800	78 241
ISRAEL.....	1 528	27 250	27 250	27 397	5 586	114 688	114 688	115 248
JAPAN.....	406	8 990	8 990	9 040	13 701	281 613	281 613	282 943
SIER LN.....	2 846	132 410	132 410	132 584	5 344	173 434	173 434	174 012
GHANA.....	-	-	-	-	11 376	111 794	111 798	112 582
CO BRAZ.....	1 421	5 149	5 149	5 182	41 309	234 059	234 059	235 055
O PW AF.....	2 127	58 924	58 924	59 162	222 467	1 202 254	1 202 292	1 207 096
ZAIRE.....	-	-	-	-	2 569	47 366	47 366	47 726
REP SAF.....	333 903	2 734 259	2 734 313	2 743 003	1 291 853	10 259 343	10 260 328	10 295 519
OTH CTY.....	210	2 233	2 233	2 258	7 976	54 249	54 400	54 739
TOTAL.....	397 557	3 484 209	3 485 223	3 498 992	2 248 191	16 097 670	16 091 125	16 152 500
2752100	DIAMOND POWDER OR DUST, NATURAL (CAR)							
U KING.....	73 669	113 243	113 243	113 596	366 201	521 473	521 473	523 328

Table 2. Schedule A Commodity by Country of Origin, Customs, F.a.s., and C.i.f. Values—Continued

(See "Explanation of Statistics" for information on coverage, definitions of Customs, f.a.s., and c.i.f. values, sources of error in the data, OTH CTY (other countries), and other definitions and features of the import statistics. Shipments valued less than \$251 are shown only under Schedule A commodity number 990.0000 and excluded from all other commodities.)

Country of origin	Schedule A commodity number, description and unit of quantity							
	Current month				Cumulative, January to date			
	Net quantity	Value (dollars)			Net quantity	Value (dollars)		
Customs		F.a.s.	C.i.f.	Customs		F.a.s.	C.i.f.	
IRELAND.....	173 654	378 960	378 960	381 247	1 287 605	2 922 396	2 922 376	2 939 611
NETHLDS.....	3 000	6 930	6 930	6 950	39 184	134 864	134 864	135 531
BELGIUM.....	-	-	-	-	69 218	89 153	89 153	89 581
W GERM.....	92 000	119 715	120 511	119 937	103 890	150 550	153 487	151 734
SWITZLD.....	500	1 758	1 758	1 870	48 488	54 622	54 622	55 007
USSR.....	-	-	-	-	120 000	173 100	173 100	174 084
JAPAN.....	75 000	138 750	138 750	138 761	77 302	144 488	144 488	144 591
O PW AF.....	-	-	-	-	102 420	118 710	118 710	119 164
REP SAF.....	170 402	404 067	404 068	405 876	600 231	1 483 249	1 483 252	1 489 932
OTH CTY.....	5 495	12 886	12 902	12 902	24 493	58 561	58 787	58 803
TOTAL.....	593 720	1 176 309	1 177 122	1 181 139	2 839 032	5 851 166	5 854 318	5 881 366
2752400	EMERY, PUMICE STONE, NATURAL CORUNDUM AND OTHER NATURAL ABRASIVES INCLUDING DIATOMITE							
MEXICO.....	-	4 200	4 200	4 200	-	32 414	32 414	32 414
BELGIUM.....	-	-	-	-	-	70 659	70 659	83 856
FRANCE.....	-	14 533	14 550	30 657	-	247 658	247 307	369 942
W GERM.....	-	41 771	41 796	42 164	-	42 990	43 015	43 404
GREECE.....	-	-	-	-	-	110 101	110 101	248 484
REP SAF.....	-	-	-	-	-	74 488	74 488	104 816
OTH CTY.....	-	9 654	11 579	14 218	-	60 881	62 985	94 330
TOTAL.....	-	70 158	72 125	91 239	-	639 191	640 969	977 248
2762120	CHINA CLAY OR KAOLIN, WHETHER OR NOT BENEFICIATED							(LTN)
U KING.....	6 751	229 878	232 934	245 153	7 752	334 224	340 800	384 511
OTH CTY.....	-	-	-	-	-	388	28 998	28 998
TOTAL.....	6 751	229 878	232 934	245 153	8 140	361 662	369 798	413 509
2762150	CLAY AND SIMILAR REFRACTORY MATERIALS NES							
U KING.....	-	121 855	121 855	139 638	-	257 500	257 269	374 741
OTH CTY.....	-	-	-	-	-	28 394	28 698	44 718
TOTAL.....	-	121 855	121 855	139 638	-	285 894	285 967	419 459
2762220	GRAPHITE, NATURAL, CRYSTALLINE FLAKE, LUMP OR CHIP							(LB)
CANADA.....	164 710	21 719	22 224	22 224	354 580	68 131	70 142	70 142
W GERM.....	-	-	-	-	119 049	34 629	34 629	39 157
MALAGAS.....	79 200	11 850	11 850	15 544	2 488 733	286 272	284 395	390 127
OTH CTY.....	-	-	-	-	148 534	26 114	26 114	32 410
TOTAL.....	243 910	33 569	34 074	37 768	3 110 896	415 146	415 280	531 836
2762240	GRAPHITE, NATURAL, CRUDE OR REFINED, EXCEPT CRYSTALLINE FLAKE, LUMP OR CHIP							(LB)
MEXICO.....	9 056 733	145 537	174 547	145 537	55 055 675	779 867	957 176	790 076
NORWAY.....	321 432	33 446	33 446	44 180	2 000 021	269 643	269 643	325 824
W GERM.....	163 141	35 660	35 660	40 807	961 695	181 549	183 912	214 637
USSR.....	456 573	49 609	49 609	63 055	2 810 108	293 555	293 555	375 794
SRI LKA.....	315 840	43 982	43 982	55 552	2 844 800	410 682	410 652	524 113
CHINA M.....	555 559	95 934	95 934	112 462	2 648 622	383 143	383 161	462 665
OTH CTY.....	40 234	2 994	2 994	4 681	536 981	66 629	66 846	84 259
TOTAL.....	10 909 512	407 162	436 172	466 274	66 857 902	2 385 068	2 564 858	2 777 368
2762515	MAGNESIA, REFRACTORY, INCL FUSED & DEAD BURNED MAGNESITE & DOLOMITE CONT NOT OVER 4% LIME							(STN)
FINLAND.....	-	-	-	-	1 694	215 244	215 244	265 129
U KING.....	-	-	-	-	4 739	686 724	686 724	773 620
IRELAND.....	4 926	837 420	837 420	931 446	23 794	3 807 453	3 810 207	4 277 884
YUGOSLV.....	-	-	-	-	2 209	238 970	238 970	301 602
GREECE.....	8 223	1 454 199	1 454 199	1 529 355	30 902	4 411 991	4 411 991	5 104 115
TURKEY.....	-	-	-	-	224	32 544	32 544	35 240
CHINA M.....	-	-	-	-	784	113 903	113 903	123 339
AUSTRAL.....	-	-	-	-	506	69 350	69 350	100 256
OTH CTY.....	-	502	502	502	23	7 931	7 947	7 947
TOTAL.....	13 149	2 292 121	2 292 121	2 461 303	64 875	9 584 110	9 586 880	10 989 132
2762525	MAGNESIA, REFRACTORY, INCL FUSED & DEAD BURNED MAGNESITE & DOLOMITE CONT OVER 4% LIME							(STN)
U KING.....	-	-	-	-	1 870	208 795	209 610	236 217
AUSTRIA.....	-	-	-	-	3 066	404 091	404 091	492 812
SPAIN.....	-	-	-	-	2 752	385 280	388 728	438 034
YUGOSLV.....	2 027	292 247	292 247	358 177	7 841	1 038 515	1 038 515	1 302 355
GREECE.....	-	-	-	-	8 463	1 183 320	1 183 320	1 285 351
OTH CTY.....	46	1 542	1 769	1 769	573	22 545	26 040	26 040
TOTAL.....	2 073	293 789	294 016	359 946	24 565	3 242 546	3 250 304	3 780 809
2762540	MAGNESITE, CAUSTIC CALCINED, AND CRUDE							(LTN)
TURKEY.....	-	-	-	-	492	80 000	80 000	111 803
INDIA.....	25	1 638	1 638	3 219	2 085	149 765	149 765	243 496
OTH CTY.....	54	9 009	9 009	12 630	233	41 832	41 832	59 187
TOTAL.....	79	10 647	10 647	15 849	2 810	271 597	271 597	414 486
2763000	SODIUM CHLORIDE, SALT IN BRINE, BULK, ETC							
CANADA.....	-	132 527	163 360	163 470	-	2 338 874	2 568 736	2 985 370
MEXICO.....	-	469 546	469 546	839 284	-	2 523 371	2 523 371	5 346 347
BAHAMAS.....	-	741 667	741 667	1 313 640	-	2 922 680	2 922 680	5 271 092
N ANTIL.....	-	-	-	-	-	162 860	162 860	268 343

Table 2. Schedule A Commodity by Country of Origin,
Customs, F.a.s., and C.i.f. Values—Continued

(See "Explanation of Statistics" for information on coverage, definitions of Customs, f.a.s., and c.i.f. values, sources of error in the data, OTH CTY (other countries), and other definitions and features of the import statistics. Shipments valued less than \$251 are shown only under Schedule A commodity number 990.0000 and excluded from all other commodities.)

Country of origin	Schedule A commodity number, description and unit of quantity							
	Current month				Cumulative, January to date			
	Net quantity	Value (dollars)			Net quantity	Value (dollars)		
Customs		F.a.s.	C.i.f.	Customs		F.a.s.	C.i.f.	
W GERM.....	-	13 347	13 347	15 832	-	65 932	65 932	78 297
OTH CTY.....	-	3 813	3 813	4 274	-	47 497	47 527	54 674
TOTAL.....	-	1 360 900	1 391 733	2 336 500	-	8 061 214	8 291 106	14 004 123
2764010	ASBESTOS, AMOSITE							(STN)
REP SAF.....	-	-	-	-	2 816	1 071 798	1 071 798	1 334 507
TOTAL.....	-	-	-	-	2 816	1 071 798	1 071 798	1 334 507
2764020	ASBESTOS, CROCIDOLITE, BLUE							(STN)
REP SAF.....	2 394	946 041	946 039	1 207 503	6 737	2 641 765	2 641 086	3 342 583
TOTAL.....	2 394	946 041	946 039	1 207 503	6 737	2 641 765	2 641 086	3 342 583
2764030	ASBESTOS, CHRYSOTILE CRUDES							(STN)
U KING.....	-	-	-	-	277	82 982	82 982	121 299
USSR.....	1 478	277 011	277 011	516 670	3 701	789 871	789 871	1 306 420
REP SAF.....	-	-	-	-	625	310 524	310 524	379 540
SWAZLND.....	-	-	-	-	2 756	952 544	952 544	1 291 259
RHODESIA.....	95	45 904	45 094	59 935	994	843 874	843 064	1 006 497
OTH CTY.....	-	-	-	-	51	7 387	7 827	7 827
TOTAL.....	1 573	322 915	322 105	576 605	8 404	2 987 182	2 986 812	4 112 844
2764040	ASBESTOS, CHRYSOTILE SPINNING FIBERS							(STN)
CANADA.....	263	239 828	241 203	241 203	4 261	2 983 598	3 040 809	3 054 555
OTH CTY.....	-	-	-	-	20	19 110	19 110	22 023
TOTAL.....	263	239 828	241 203	241 203	4 281	3 002 708	3 059 919	3 076 578
2764050	ASBESTOS, CHRYSOTILE, EXCEPT CRUDES AND SPINNING FIBERS							(STN)
CANADA.....	36 495	6 641 106	7 020 181	7 025 473	240 491	46 266 981	48 661 550	48 692 593
OTH CTY.....	10	2 064	2 064	2 064	233	58 756	58 756	63 499
TOTAL.....	36 505	6 643 170	7 022 245	7 027 537	240 724	46 325 737	48 720 306	48 756 092
2764060	ASBESTOS, UNMANUFACTURED, CRUDES, FIBERS, STUCCO, ETC, NES							(STN)
CANADA.....	523	100 544	108 467	108 467	2 689	493 346	529 388	529 518
REP SAF.....	199	63 345	63 345	100 356	321	97 723	97 723	150 861
RHODESIA.....	155	54 215	54 215	66 729	576	357 486	357 486	473 331
OTH CTY.....	13	1 932	1 392	2 296	198	24 241	23 701	35 403
TOTAL.....	890	220 036	227 419	277 848	3 784	972 796	1 008 298	1 189 113
2765100	BRAZILIAN PEBBLE, CRUDE, NOT OVER 50 CENTS PER LB							(LB)
OTH CTY.....	-	-	-	-	102 625	17 311	17 311	21 397
TOTAL.....	-	-	-	-	102 625	17 311	17 311	21 397
2765210	MICA, BLOCK, SPLIT							(LB)
BRAZIL.....	38 558	48 123	48 123	50 633	119 719	154 474	154 474	162 219
INDIA.....	-	-	-	-	10 101	127 779	130 267	134 463
OTH CTY.....	1 650	7 016	7 016	7 553	3 909	13 378	13 378	14 354
TOTAL.....	40 208	55 139	55 139	58 186	133 729	295 631	298 119	311 036
2765230	MICA SPLITTINGS							(LB)
INDIA.....	409 158	107 799	115 962	136 288	2 281 420	548 547	585 838	696 006
MALAGAS.....	-	-	-	-	62 166	39 338	39 338	44 426
OTH CTY.....	-	-	-	-	1 778	16 194	16 250	16 721
TOTAL.....	409 158	107 799	115 962	136 288	2 345 364	604 079	641 426	757 153
2765250	MICA UNMANUFACTURED, NES, INCLUDING WASTE AND SCRAP							(LB)
BRAZIL.....	55 115	2 745	3 125	4 689	1 305 327	58 930	60 059	100 855
INDIA.....	828 773	54 189	67 931	101 805	7 862 625	312 943	390 959	674 783
OTH CTY.....	65 409	10 977	15 139	16 350	205 442	38 358	42 780	47 845
TOTAL.....	949 297	67 911	86 195	122 844	9 373 394	410 231	493 798	823 483
2765300	CRYOLITE OR KRYOLITH							(STN)
CANADA.....	21	10 076	9 545	10 778	1 151	513 466	538 684	539 917
DENMARK.....	44	12 481	12 481	15 464	756	300 213	304 365	360 320
FRANCE.....	-	-	-	-	1 169	593 860	593 860	681 772
W GERM.....	-	-	-	-	804	436 339	436 339	512 170
CZECHO.....	-	-	-	-	317	171 445	171 445	195 279
ITALY.....	537	268 607	268 607	318 278	1 246	583 941	583 941	680 826
YUGOSLV.....	-	-	-	-	331	160 485	160 485	202 500
CHINA M.....	-	-	-	-	3 593	1 361 298	1 361 298	1 570 483
CHINA T.....	-	-	-	-	1 102	417 038	417 038	481 423
JAPAN.....	-	-	-	-	3 685	1 439 486	1 439 486	1 712 218
OTH CTY.....	-	-	-	-	-	628	628	663
TOTAL.....	602	291 164	290 633	344 520	14 154	5 978 199	6 007 569	6 937 571
2765420	FLUORSPAR							(LTN)
CANADA.....	10 557	649 350	649 350	709 350	10 557	649 350	649 350	709 350
MEXICO.....	69 597	4 270 558	4 350 801	4 544 115	428 596	23 787 396	24 632 031	24 918 956
FRANCE.....	-	-	-	-	6 109	531 554	531 554	681 421

Table 2. Schedule A Commodity by Country of Origin,
Customs, F.a.s., and C.i.f. Values—Continued

(See "Explanation of Statistics" for information on coverage, definitions of Customs, f.a.s., and c.i.f. values, sources of error in the data, OTH CTY (other countries), and other definitions and features of the import statistics. Shipments valued less than \$251 are shown only under Schedule A commodity number 990.0000 and excluded from all other commodities.)

Country of origin	Schedule A commodity number, description and unit of quantity								
	Net quantity	Current month			Net quantity	Cumulative, January to date			
		Value (dollars)				Value (dollars)			
	Customs	F.a.s.	C.i.f.	Customs	F.a.s.	C.i.f.			
SPAIN.....	4 119	382 893	382 893	405 867	46 843	3 805 155	3 805 155	4 237 865	
ITALY.....	8 267	666 640	666 640	751 562	22 814	1 860 389	1 797 389	2 196 208	
MOROCCO.....	-	-	-	-	5 200	473 779	473 779	502 206	
TUNISIA.....	-	-	-	-	6 502	457 099	457 099	602 260	
TOTAL.....	92 540	5 969 441	6 049 684	6 410 894	526 621	31 564 722	32 346 357	33 848 266	
2765440	NEPHELINE SYENITE						(LTN)		
CANADA.....	30 154	556 389	832 155	832 154	176 487	3 183 755	4 749 238	4 753 191	
TOTAL.....	30 154	556 389	832 155	832 154	176 487	3 183 755	4 749 238	4 753 191	
2765460	NATURAL MINERAL FLUXES, NES								
W GERM.....	-	-	-	-	-	148 704	148 902	197 876	
OTH CTY.....	-	-	-	-	-	9 283	9 290	12 805	
TOTAL.....	-	-	-	-	-	157 987	158 192	210 681	
2769100	CHALK								
BAHAMAS.....	-	-	-	-	-	149 367	149 367	152 835	
FRANCE.....	-	64 994	64 994	118 604	-	326 518	333 670	591 506	
OTH CTY.....	-	5 111	5 111	10 020	-	38 372	38 345	76 913	
TOTAL.....	-	70 105	70 105	128 624	-	514 257	521 382	821 254	
2769200	EARTH COLORS AND PIGMENTS						(LB)		
ITALY.....	66 138	5 250	5 250	8 475	517 670	61 515	61 515	86 935	
CYPRUS.....	234 333	14 227	14 227	23 376	6 052 195	218 448	218 448	425 896	
OTH CTY.....	22 000	2 750	2 750	3 602	429 424	59 531	58 760	77 717	
TOTAL.....	322 471	22 227	22 227	35 453	6 999 289	339 494	338 723	590 548	
2769300	BARIUM SULFATE OR BARYTE, BARIUM CARBONATE OR WITHERITE, ALL IN THE NATURAL FORM								
CANADA.....	-	144 197	144 197	223 583	-	144 197	144 197	223 583	
MEXICO.....	-	130 395	159 889	159 889	-	760 627	937 684	937 684	
PERU.....	-	339 001	339 001	587 421	-	1 556 846	1 556 846	2 751 559	
IRELAND.....	-	180 040	180 040	413 699	-	740 093	740 093	1 604 749	
E GERM.....	-	159 315	102 043	261 603	-	159 315	102 043	261 603	
GREECE.....	-	286 568	229 995	392 587	-	838 567	781 994	1 182 045	
JAPAN.....	-	33 408	33 408	39 556	-	33 408	33 408	39 556	
MOROCCO.....	-	338 474	338 474	474 202	-	338 474	338 474	474 202	
OTH CTY.....	-	-	-	-	-	443	443	465	
TOTAL.....	-	1 611 398	1 527 047	2 552 540	-	4 571 970	4 635 182	7 475 446	
2769400	MEERSCHAUM, AMBER, AND JET, NATURAL						(LB)		
OTH CTY.....	-	-	-	-	11 253	19 810	19 810	20 835	
TOTAL.....	-	-	-	-	11 253	19 810	19 810	20 835	
2769500	TALC, STEATITE, AND SOAPSTONE, NATURAL								
CANADA.....	-	33 308	38 245	38 245	-	110 061	129 015	129 015	
FRANCE.....	-	-	-	-	-	147 221	147 221	257 646	
ITALY.....	-	11 206	11 206	15 344	-	141 379	141 379	175 520	
KOR REP.....	-	21 601	21 601	31 135	-	94 040	94 040	118 431	
JAPAN.....	-	13 739	13 739	14 772	-	69 423	69 423	75 276	
OTH CTY.....	-	-	-	-	-	3 228	3 228	4 883	
TOTAL.....	-	79 854	84 791	99 496	-	565 352	584 306	760 771	
2769700	BORATES, CRUDE, NATURAL						(LB)		
TURKEY.....	-	-	-	-	33 399 690	925 150	925 150	1 257 090	
OTH CTY.....	-	-	-	-	1 984	4 547	4 411	5 050	
TOTAL.....	-	-	-	-	33 401 674	929 697	929 561	1 262 140	
2769900	MINERAL SUBSTANCES, NES								
CANADA.....	-	141 583	151 344	241 658	-	240 673	256 224	392 721	
MEXICO.....	-	33 499	33 592	33 592	-	255 462	259 993	259 993	
BAHAMAS.....	-	103 065	103 065	188 065	-	593 490	593 490	1 147 140	
U KING.....	-	64 945	64 945	78 606	-	138 104	138 592	164 521	
BELGIUM.....	-	152 962	152 962	198 959	-	295 956	295 956	384 837	
FRANCE.....	-	500	500	555	-	30 731	30 731	31 799	
W GERM.....	-	227 621	227 621	310 330	-	1 391 660	1 390 568	1 694 596	
SPAIN.....	-	-	-	-	-	213 280	213 280	291 719	
REP SAF.....	-	4 016	4 016	6 481	-	905 554	899 607	1 331 044	
OTH CTY.....	-	4 992	4 992	14 364	-	51 620	51 441	67 453	
TOTAL.....	-	733 183	743 037	1 072 610	-	4 116 530	4 129 882	5 765 823	
2810000	IRON ORE AND CONCENTRATES, INCLUDING ROASTED IRON PYRITES						(LTN)		
CANADA.....	2 139 269	46 889 371	47 387 748	54 837 813	7 576 187	169 046 320	171 737 559	194 641 249	
VENEZ.....	1 268 623	19 392 345	19 392 345	25 827 005	6 951 952	108 142 077	108 142 077	144 898 034	
PERU.....	215 416	5 039 985	5 039 985	6 460 832	1 198 697	25 204 159	25 204 259	32 559 789	
CHILE.....	85 604	1 031 716	1 031 716	1 477 251	485 229	6 653 415	6 653 415	9 100 805	
BRAZIL.....	566 550	9 509 320	9 509 320	12 649 645	3 841 973	57 395 200	57 365 099	79 308 960	
SWEDEN.....	54 502	1 531 765	1 531 765	1 813 203	55 244	1 556 894	1 556 894	1 877 332	
USSR.....	-	-	-	-	184 157	1 859 295	1 859 295	3 888 297	
INDIA.....	64 342	866 567	866 567	1 142 859	164 072	1 660 753	1 660 753	2 477 310	
PHIL R.....	2 854	114 550	114 550	199 656	854	320 150	320 150	440 522	

Table 2. Schedule A Commodity by Country of Origin, Customs, F.a.s., and C.i.f. Values—Continued

(See "Explanation of Statistics" for information on coverage, definitions of Customs, f.a.s., and c.i.f. values, sources of error in the data, OTH CTY (other countries), and other definitions and features of the import statistics. Shipments valued less than \$251 are shown only under Schedule A commodity number 990.0000 and excluded from all other commodities.)

Country of origin	Schedule A commodity number, description and unit of quantity							
	Current month				Cumulative, January to date			
	Net quantity	Value (dollars)			Net quantity	Value (dollars)		
Customs		F.a.s.	C.i.f.	Customs		F.a.s.	C.i.f.	
JAPAN.....	-	-	-	-	56 101	1 023 674	1 023 674	1 410 279
AUSTRAL.....	51 019	500 457	500 457	753 548	470 077	4 898 239	4 898 239	7 008 076
ANGOLA.....	-	-	-	-	212 682	4 961 199	4 961 199	6 111 643
O PW AF.....	58 427	893 531	893 531	1 204 505	58 427	893 531	893 531	1 204 505
LIBERIA.....	231 778	3 665 645	3 665 645	5 041 771	1 368 583	20 648 672	20 648 672	27 411 935
REP SAF.....	-	-	-	-	83 680	1 715 695	1 715 695	2 129 107
OTH CTY.....	-	-	-	-	279	6 812	6 812	29 169
TOTAL.....	4 738 384	89 435 252	89 933 629	111 408 088	22 717 194	405 986 085	408 647 323	514 497 012
2820000	IRON AND STEEL WASTE AND SCRAP							
CANADA.....	-	2 463 628	2 582 882	2 619 566	-	12 017 916	12 522 827	12 592 437
MEXICO.....	-	7 283	7 283	7 283	-	90 487	90 534	90 534
DOM REP.....	-	4 943	4 943	4 943	-	64 289	64 289	111 949
ARGENT.....	-	-	-	-	-	79 400	79 400	83 584
U KING.....	-	2 000	2 000	3 807	-	192 175	192 339	199 201
W GERM.....	-	-	-	-	-	67 660	67 660	69 117
HG KONG.....	-	-	-	-	-	43 369	43 369	48 523
CHINA T.....	-	-	-	-	-	59 701	59 701	76 284
JAPAN.....	-	2 062 230	2 062 230	2 340 119	-	2 255 752	2 255 752	2 571 359
OTH CTY.....	-	2 900	2 900	9 318	-	118 112	118 112	189 632
TOTAL.....	-	4 542 984	4 662 238	4 989 716	-	14 988 861	15 493 984	16 032 620
2831100	COPPER ORES AND CONCENTRATES (CLB)							
CANADA.....	12 082 502	7 312 891	7 456 096	7 806 096	30 237 989	19 966 136	20 152 803	21 015 659
MEXICO.....	-	-	-	-	4 922 007	1 054 281	1 061 522	1 061 522
HONDURA.....	-	-	-	-	4 187 186	705 598	705 598	749 892
NICARAG.....	-	-	-	-	244 942	131 241	138 283	145 325
PERU.....	1 785 361	876 582	876 966	960 306	5 851 578	3 262 591	3 262 975	3 560 946
POLAND.....	-	-	-	-	234 666	40 000	40 000	59 705
PHIL R.....	-	-	-	-	9 845 135	6 138 298	6 138 298	6 478 499
AUSTRAL.....	851 840	337 630	350 024	369 352	2 674 580	1 140 188	1 159 547	1 237 077
OTH CTY.....	-	-	-	-	1	450	450	944
TOTAL.....	14 719 703	8 527 103	8 683 086	9 135 754	58 198 084	32 438 783	32 659 476	34 309 569
2832100	NICKEL ORE (CLB)							
OTH CTY.....	-	-	-	-	6 004	1 703	1 703	3 153
TOTAL.....	-	-	-	-	6 004	1 703	1 703	3 153
2832200	MATERIALS, NES, CONTAINING BY WEIGHT OVER 10% NICKEL (CLB)							
CANADA.....	3 465 850	6 335 310	6 286 038	6 345 206	21 444 970	38 475 078	38 098 592	38 592 915
FR P IS.....	-	-	-	-	5 194 303	7 870 077	7 870 077	8 058 275
TOTAL.....	3 465 850	6 335 310	6 286 038	6 345 206	26 639 273	46 345 155	45 968 669	46 651 190
2833020	BAUXITE, CALCINED (LTN)							
TRINID.....	15 423	1 463 180	1 463 180	1 606 305	15 423	1 463 180	1 463 180	1 606 305
GUYANA.....	8 582	725 615	722 615	783 711	113 533	9 272 896	9 269 896	10 311 207
SURINAM.....	16	1 395	1 395	1 395	24 801	944 438	944 438	1 022 920
CHINA M.....	-	-	-	-	13 779	349 952	349 952	843 470
OTH CTY.....	-	-	-	-	16	1 033	1 033	1 033
TOTAL.....	24 021	2 190 190	2 187 190	2 391 411	167 552	12 031 499	12 028 499	13 784 935
2833040	BAUXITE EXCEPT CALCINED (LTN)							
JAMAICA.....	459 742	10 982 237	11 119 079	12 190 703	3 791 208	68 355 416	69 935 819	79 839 273
HAITI.....	-	-	-	-	148 690	1 332 695	1 505 345	1 818 472
DOM REP.....	147 828	2 681 826	2 681 826	3 218 984	589 212	10 467 106	11 171 145	12 629 685
GUYANA.....	15 732	317 208	296 880	574 671	58 604	906 501	886 173	1 550 718
SURINAM.....	162 204	4 087 334	4 087 334	5 352 352	1 143 307	22 658 363	22 885 165	31 015 304
AUSTRAL.....	36 199	300 452	300 452	608 144	76 052	631 232	631 232	1 277 675
GUINEA.....	181 119	1 960 511	1 960 511	3 477 169	786 103	8 471 336	9 923 076	15 074 138
OTH CTY.....	-	-	-	-	158	1 500	1 500	14 661
TOTAL.....	1 002 824	20 329 568	20 446 082	25 422 023	6 593 334	112 824 149	116 939 455	143 219 926
2834000	LEAD ORES AND CONCENTRATES (CLB)							
CANADA.....	2 668 279	397 731	467 212	467 212	30 669 133	4 300 333	4 803 636	4 875 096
HONDURA.....	3 698 434	193 977	177 535	179 835	17 074 797	2 358 390	2 363 603	2 449 796
NICARAG.....	-	-	-	-	1 574 181	365 890	385 670	405 450
COLOMB.....	-	-	-	-	224 000	42 560	43 734	57 781
PERU.....	5 200 561	718 448	751 282	930 700	21 942 412	3 977 431	4 166 207	4 663 853
AUSTRAL.....	4 391 060	655 497	730 575	825 396	16 404 650	2 938 080	3 067 812	3 431 245
TOTAL.....	15 958 334	1 965 653	2 126 604	2 403 143	87 889 173	13 982 684	14 830 662	15 883 221
2835000	ZINC ORES AND CONCENTRATES (CLB)							
CANADA.....	16 807 139	3 458 125	3 503 676	3 530 851	116 687 910	20 508 390	20 800 046	20 859 315
MEXICO.....	2 790 444	609 896	609 896	609 896	14 036 609	2 853 937	2 853 937	2 853 937
HONDURA.....	2 855 520	465 856	460 300	486 737	7 005 001	1 338 914	1 336 480	1 410 471
NICARAG.....	-	-	-	-	6 070 495	1 082 997	1 088 703	1 151 456
PERU.....	510 548	30 633	33 382	64 909	8 191 268	1 732 726	1 778 001	2 529 373
BOLIVIA.....	-	-	-	-	1 460 065	119 933	119 933	140 105
THAILND.....	-	-	-	-	11 594 845	882 098	882 098	1 268 008
AUSTRAL.....	1 534 864	92 091	111 697	159 765	4 665 028	279 901	315 907	478 096
OTH CTY.....	-	-	-	-	16 000	960	1 116	2 989
TOTAL.....	24 498 515	4 656 601	4 718 951	4 852 158	169 727 221	28 799 856	29 176 221	30 693 750

Table 2. Schedule A Commodity by Country of Origin, Customs, F.a.s., and C.i.f. Values—Continued

(See "Explanation of Statistics" for information on coverage, definitions of Customs, f.a.s., and c.i.f. values, sources of error in the data, OTH CTY (other countries), and other definitions and features of the import statistics. Shipments valued less than \$251 are shown only under Schedule A commodity number 990.0000 and excluded from all other commodities.)

Country of origin	Schedule A commodity number, description and unit of quantity							
	Current month				Cumulative, January to date			
	Net quantity	Value (dollars)			Net quantity	Value (dollars)		
Customs		F.a.s.	C.i.f.	Customs		F.a.s.	C.i.f.	
2836000	TIN ORES AND CONCENTRATES							(CTN)
BOLIVIA.....	-	-	-	-	2 710	19 541 159	19 541 159	19 838 791
TOTAL.....	-	-	-	-	2 710	19 541 159	19 541 159	19 838 791
2837020	MANGANESE ORE INCL MANGANIFEROUS, OVER 16% AND UNDER 47% MANGANESE							(CLB)
MEXICO.....	214 706	13 838	14 196	14 196	10 943 927	426 900	432 169	485 334
BRAZIL.....	-	-	-	-	5 197 673	185 582	185 582	232 115
REP SAF.....	-	-	-	-	12 161 946	559 450	559 450	640 429
TOTAL.....	214 706	13 838	14 196	14 196	28 303 546	1 171 932	1 177 201	1 357 878
2837040	MANGANESE ORE INCL MANGANIFEROUS, 47% AND OVER MANGANESE							(CLB)
MEXICO.....	-	-	-	-	11 048 374	300 718	300 718	328 882
BRAZIL.....	30 633 435	1 750 552	1 750 552	2 050 940	293 277 867	12 850 193	12 850 192	14 416 390
AUSTRAL.....	-	-	-	-	73 314 552	3 435 856	3 435 856	3 875 772
GABON.....	36 516 665	1 979 229	1 979 229	2 307 254	283 009 294	15 445 059	15 445 059	17 946 668
ZAIRE.....	-	-	-	-	22 887 700	734 516	734 516	1 006 193
REP SAF.....	20 754 325	1 006 426	1 006 426	1 094 573	49 628 418	2 334 634	2 334 634	2 614 452
TOTAL.....	87 904 425	4 736 207	4 736 207	5 452 767	733 165 905	35 100 976	35 100 975	40 182 563
2839120	CHROME ORE NOT OVER 40% CHROMIC OXIDE							(CTN)
USSR.....	-	-	-	-	6 095	631 606	631 606	929 560
TURKEY.....	-	-	-	-	13 674	1 361 921	1 361 921	1 906 583
PHIL R.....	2 672	318 825	318 825	396 340	32 391	3 513 875	3 513 875	5 265 603
RHODESIA.....	1 144	110 146	110 146	143 013	1 726	150 590	150 590	226 003
OTH CTY.....	-	-	-	-	10	933	1 045	1 045
TOTAL.....	3 816	428 971	428 971	539 379	53 896	5 678 925	5 679 037	8 328 994
2839140	CHROME ORE OVER 40% AND UNDER 46% CHROMIC OXIDE							(CTN)
ALBANIA.....	-	-	-	-	13 067	1 075 597	1 075 597	1 586 056
TURKEY.....	1 680	206 680	206 680	291 713	10 599	1 130 212	1 130 212	1 554 657
REP SAF.....	3 639	139 824	139 824	334 451	38 726	1 678 637	2 842 072	3 931 978
RHODESIA.....	-	-	-	-	6 771	789 337	789 337	1 094 013
TOTAL.....	5 319	346 504	346 504	626 164	69 163	4 673 783	5 837 218	8 166 704
2839160	CHROME ORE, 46% AND OVER CHROMIC OXIDE							(CTN)
USSR.....	18 092	4 894 096	4 894 096	5 224 011	97 691	11 517 447	11 834 199	14 760 416
ALBANIA.....	-	-	-	-	2 312	205 000	205 000	360 964
TURKEY.....	8 654	2 208 800	2 208 800	2 544 393	22 690	3 778 127	3 778 287	4 668 662
IRAN.....	960	274 300	274 300	340 700	4 817	1 376 455	1 376 455	1 709 540
INDIA.....	6 182	854 853	854 853	1 218 265	6 182	854 853	854 853	1 218 265
PHIL R.....	-	-	-	-	3 854	219 700	219 700	301 868
REP SAF.....	638	38 539	38 539	62 875	16 079	701 350	702 060	1 063 539
RHODESIA.....	3 772	487 096	487 096	632 444	12 906	1 312 319	1 312 319	1 861 825
TOTAL.....	38 298	8 757 684	8 757 684	10 022 688	166 531	19 965 251	20 282 873	25 945 079
2839200	TUNGSTEN ORES AND CONCENTRATES							(CLB)
CANADA.....	160 481	832 037	834 882	834 882	845 871	4 662 788	4 688 592	4 706 903
MEXICO.....	52 009	248 354	249 010	250 970	261 670	1 231 404	1 234 557	1 246 044
PERU.....	57 194	288 351	288 351	291 943	445 040	2 196 675	2 196 675	2 237 722
BOLIVIA.....	73 987	422 270	422 270	428 178	659 461	3 226 276	3 226 276	3 278 416
CHILE.....	8 484	40 258	40 258	41 115	8 484	40 258	40 258	41 115
BRAZIL.....	24 475	121 800	121 800	123 643	184 619	1 004 174	1 004 174	1 029 872
U KING.....	-	-	-	-	19 025	107 085	107 085	109 412
FRANCE.....	-	-	-	-	116 390	500 059	500 059	519 596
PORTUGL.....	-	-	-	-	196 616	1 164 197	1 164 197	1 184 318
BURMA.....	-	-	-	-	89 391	529 745	529 745	540 203
THAILND.....	49 790	253 636	253 636	259 149	459 663	2 031 562	2 031 562	2 083 996
MALAYSA.....	-	-	-	-	57 356	157 563	157 563	162 728
CHINA M.....	-	-	-	-	246 652	1 409 217	1 409 217	1 441 829
KOR REP.....	43 976	238 869	238 869	244 809	399 579	2 183 317	2 213 317	2 266 803
AUSTRAL.....	31 719	178 516	178 516	180 595	229 804	1 204 448	1 204 448	1 228 722
ZAIRE.....	-	-	-	-	21 090	98 200	98 200	100 871
UGANDA.....	-	-	-	-	17 811	56 208	56 208	57 696
REP SAF.....	-	-	-	-	27 351	68 114	68 114	73 907
SW AFR.....	-	-	-	-	49 664	195 105	195 105	207 187
OTH CTY.....	-	-	-	-	19 224	2 494	2 494	3 305
TOTAL.....	502 115	2 624 091	2 627 592	2 655 284	4 354 761	22 068 889	22 127 846	22 520 645
2839310	TANTALUM, MOLYBDENUM, AND VANADIUM ORES AND CONCENTRATES							
CANADA.....	-	428 014	428 428	428 428	-	3 166 291	3 177 945	3 177 945
PERU.....	-	-	-	-	-	337 999	337 999	350 860
CHILE.....	-	155 125	155 125	160 256	-	605 899	605 899	626 036
BRAZIL.....	-	59 634	59 634	60 801	-	72 876	72 876	74 168
BELGIUM.....	-	-	-	-	-	36 049	36 049	36 592
W GERM.....	-	-	-	-	-	35 882	35 882	36 241
SPAIN.....	-	-	-	-	-	46 806	46 806	47 619
PORTUGL.....	-	-	-	-	-	60 289	60 289	66 671
THAILND.....	-	-	-	-	-	105 145	105 145	107 337
AUSTRAL.....	-	99 183	99 183	100 127	-	458 474	458 474	464 095
ZAIRE.....	-	52 155	52 155	53 703	-	318 887	318 887	325 625
RWANDA.....	-	23 547	23 547	27 360	-	78 997	78 997	85 950
KENYA.....	-	-	-	-	-	30 770	30 770	31 753
MOZAMBQ.....	-	-	-	-	-	90 000	90 000	93 735

Table 2. Schedule A Commodity by Country of Origin, Customs, F.a.s., and C.i.f. Values—Continued

(See "Explanation of Statistics" for information on coverage, definitions of Customs, f.a.s., and c.i.f. values, sources of error in the data, OTH CTY (other countries), and other definitions and features of the import statistics. Shipments valued less than \$251 are shown only under Schedule A commodity number 990.0000 and excluded from all other commodities.)

Country of origin	Schedule A commodity number, description and unit of quantity							
	Current month				Cumulative, January to date			
	Net quantity	Value (dollars)			Net quantity	Value (dollars)		
Customs		F.a.s.	C.i.f.	Customs		F.a.s.	C.i.f.	
OTH CTY.....	-	-	-	-	-	43 062	43 062	46 006
TOTAL.....	-	817 658	818 072	830 675	-	5 487 426	5 499 080	5 570 633
2839320	ILMENITE AND ILMENITE SAND							(LB)
CANADA.....	679 140	6 010	6 786	6 786	11 468 787	146 490	175 042	175 042
INDIA.....	-	-	-	-	38 856 075	317 250	317 250	641 100
SRI LKA.....	-	-	-	-	8 019 200	57 280	57 280	222 280
AUSTRAL.....	-	-	-	-	135 528 345	1 268 532	1 268 532	2 555 658
OTH CTY.....	42 329	552	552	1 599	48 929	1 212	1 300	2 347
TOTAL.....	721 469	6 562	7 338	8 385	193 921 336	1 790 764	1 819 404	3 596 427
2839330	TITANIUM ORES AND CONCENTRATES, NES							(LB)
CANADA.....	-	-	-	-	1 575 500	74 768	78 251	78 251
AUSTRAL.....	-	-	-	-	141 929 243	11 661 350	11 499 606	13 024 949
OTH CTY.....	-	-	-	-	258 710	8 478	8 478	20 151
TOTAL.....	-	-	-	-	143 763 453	11 744 596	11 586 335	13 123 351
2839340	ZIRCONIUM ORE INCLUDING ZIRCONIUM SAND							(LB)
INDIA.....	-	-	-	-	5 511 500	894 122	894 122	1 049 372
MALAYSIA.....	-	-	-	-	659 894	59 865	59 865	78 752
AUSTRAL.....	12 390 813	2 102 574	2 103 796	2 256 685	40 226 080	3 348 194	3 324 864	3 551 440
REP SAF.....	551 150	125 000	125 000	148 008	992 070	225 000	225 000	267 170
OTH CTY.....	-	-	-	-	473 642	31 829	32 244	33 911
TOTAL.....	12 941 963	2 227 574	2 228 796	2 404 693	47 863 186	4 559 010	4 536 095	4 980 645
2839910	ANTIMONY ORE AND ANTIMONY, NEEDLE OR LIQUATED							(GLB)
CANADA.....	-	-	-	-	1 518 695	1 160 781	1 161 497	1 170 447
MEXICO.....	1 628 052	147 138	155 174	155 174	10 845 240	955 341	1 002 240	1 002 240
GUATMAL.....	220 450	35 000	36 619	36 619	1 654 283	270 289	282 121	282 121
HONDURA.....	184 400	34 000	34 000	36 936	612 300	135 975	138 336	146 417
COLOMB.....	-	-	-	-	352 660	32 760	32 760	41 084
BOLIVIA.....	68 486	47 871	47 871	49 706	5 099 911	4 180 921	4 180 921	4 313 149
U KING.....	-	-	-	-	40 000	61 416	61 416	62 931
BELGIUM.....	-	-	-	-	1 174 555	843 526	843 526	895 720
THAILND.....	-	-	-	-	1 601 142	880 608	882 128	932 352
CHINA M.....	-	-	-	-	44 092	87 858	87 858	90 149
AUSTRAL.....	-	-	-	-	219 799	169 242	169 242	180 014
REP SAF.....	-	-	-	-	5 193 664	3 774 793	3 774 793	4 032 193
TOTAL.....	2 101 388	264 009	273 664	278 435	28 356 341	12 553 510	12 616 838	13 148 817
2839920	BERYLLIUM ORES AND CONCENTRATES							(LB)
BRAZIL.....	242 506	46 541	46 541	54 677	873 222	147 569	147 569	180 170
PORTUGL.....	66 138	13 468	13 468	15 712	185 186	31 573	31 573	40 415
REP SAF.....	-	-	-	-	356 099	41 354	41 354	61 608
OTH CTY.....	-	-	-	-	242 507	29 877	29 877	41 226
TOTAL.....	308 644	60 009	60 009	70 389	1 657 014	250 373	250 373	323 419
2839930	COLUMBIUM ORES AND CONCENTRATES							(LB)
BRAZIL.....	5 512	16 064	16 064	16 453	866 408	891 204	891 204	937 891
SPAIN.....	-	-	-	-	11 023	54 564	54 564	55 854
THAILND.....	22 046	38 134	38 134	39 126	44 019	122 415	122 415	124 779
MALAYSIA.....	-	-	-	-	100 023	233 170	233 160	238 238
NIGERIA.....	-	-	-	-	95 873	103 212	103 212	110 412
OTH CTY.....	7 285	23 073	23 080	23 860	9 490	32 974	32 981	34 066
TOTAL.....	34 843	77 271	77 278	79 439	1 126 836	1 437 539	1 437 536	1 501 240
2839950	ORES AND CONCENTRATES OF BASE METALS, NES							
CANADA.....	-	29 760	29 826	29 874	-	156 063	160 803	160 965
MEXICO.....	-	16 050	16 871	16 871	-	41 926	42 757	42 757
OTH CTY.....	-	-	-	-	-	18 678	18 715	19 412
TOTAL.....	-	45 810	46 697	46 745	-	216 667	222 275	223 134
2840220	COPPER WASTE AND SCRAP, UNALLOYED							(LB)
CANADA.....	1 230 759	596 357	601 242	601 433	4 570 045	2 246 955	2 263 855	2 268 924
MEXICO.....	483 783	236 292	236 612	236 612	3 236 938	1 479 954	1 481 398	1 481 862
PANAMA.....	-	-	-	-	152 806	85 116	85 516	91 398
DOM REP.....	-	-	-	-	254 255	94 161	94 161	100 419
BELGIUM.....	-	-	-	-	74 181	56 556	54 785	60 006
FRANCE.....	-	-	-	-	117 847	112 361	112 361	116 465
KOR REP.....	-	-	-	-	552 046	358 830	358 830	374 418
OTH CTY.....	6 720	2 822	2 822	2 882	183 122	59 503	59 503	65 842
TOTAL.....	1 721 262	835 471	840 676	840 927	9 141 240	4 493 436	4 510 409	4 559 334
2840240	COPPER WASTE AND SCRAP, ALLOYED							(CLB)
CANADA.....	908 143	583 670	588 888	588 888	3 816 861	2 405 269	2 428 084	2 428 084
MEXICO.....	154 481	73 619	73 923	73 923	1 806 795	796 732	796 848	796 848
BAHAMAS.....	7 599	3 750	3 750	4 018	124 984	61 043	61 043	65 788
DOM REP.....	-	-	-	-	135 241	55 746	54 945	58 757
U KING.....	21 791	9 303	9 789	10 620	49 378	30 956	31 442	33 372
FRANCE.....	58 220	76 954	76 954	80 300	188 193	266 795	266 795	277 806
W GERM.....	-	-	-	-	23 532	34 618	34 618	36 136

Table 2. Schedule A Commodity by Country of Origin, Customs, F.a.s., and C.i.f. Values—Continued

(See "Explanation of Statistics" for information on coverage, definitions of Customs, f.a.s., and c.i.f. values, sources of error in the data, OTH CTY (other countries), and other definitions and features of the import statistics. Shipments valued less than \$251 are shown only under Schedule A commodity number 990.0000 and excluded from all other commodities.)

Country of origin	Schedule A commodity number, description and unit of quantity							
	Current month				Cumulative, January to date			
	Net quantity	Value (dollars)			Net quantity	Value (dollars)		
Customs		F.a.s.	C.i.f.	Customs		F.a.s.	C.i.f.	
HG KONG.....	-	-	-	-	247 826	272 829	272 830	283 076
CHINA T.....	-	-	-	-	82 373	82 178	82 178	86 447
JAPAN.....	1 465	580	580	580	74 129	85 522	85 522	89 139
OTH CTY.....	64 144	27 134	26 358	33 045	166 492	60 491	59 715	69 497
TOTAL.....	1 215 843	775 010	780 242	791 374	6 715 804	4 152 179	4 174 020	4 224 950
2840260	COPPER ARTICLES FOR REMANUFACTURE							(LB)
CANADA.....	76 060	30 825	30 928	30 928	96 160	32 333	32 455	32 455
CHILE.....	-	-	-	-	29 308	30 627	30 627	33 477
SINGAPR.....	-	-	-	-	232 147	113 960	113 960	140 111
OTH CTY.....	-	-	-	-	5 975	3 320	3 334	3 397
TOTAL.....	76 060	30 825	30 928	30 928	363 590	180 240	180 376	209 440
2840300	NICKEL WASTE AND SCRAP							(LB)
CANADA.....	421 109	652 082	654 044	654 043	1 426 882	2 212 554	2 220 668	2 221 265
MEXICO.....	-	-	-	-	2 436	49 099	49 099	49 099
U KING.....	94 132	103 646	103 646	109 032	483 054	448 350	448 359	473 370
NETHLDs.....	-	-	-	-	179 960	262 533	262 533	273 108
FRANCE.....	-	-	-	-	84 933	100 651	100 651	105 689
W GERM.....	-	-	-	-	81 767	57 235	57 235	60 651
JAPAN.....	33 069	24 623	24 623	27 200	90 124	52 600	52 600	57 922
OTH CTY.....	2 150	1 034	1 034	1 182	38 218	31 395	31 395	33 161
TOTAL.....	550 460	781 385	783 347	791 457	2 387 374	3 214 417	3 222 540	3 274 265
2840400	ALUMINUM WASTE AND SCRAP							(LB)
CANADA.....	5 398 267	1 500 737	1 516 538	1 514 788	28 757 532	7 756 006	7 840 062	7 835 991
MEXICO.....	338 207	47 660	47 660	47 660	1 283 330	203 205	203 246	203 246
JAMAICA.....	123 760	30 638	30 638	34 487	511 700	115 926	115 926	131 114
VENEZ.....	-	-	-	-	250 910	31 364	31 364	34 881
U KING.....	112 436	41 764	41 764	45 255	1 788 569	520 020	520 020	580 721
W GERM.....	756 221	141 014	141 014	163 530	2 634 127	733 799	728 086	806 355
CHINA T.....	-	-	-	-	240 260	86 010	86 010	93 171
JAPAN.....	-	-	-	-	498 267	178 871	178 871	196 641
OTH CTY.....	-	-	-	-	63 738	18 981	18 980	19 906
TOTAL.....	6 728 891	1 761 813	1 777 614	1 805 720	36 028 433	9 644 182	9 722 565	9 902 026
2840500	MAGNESIUM WASTE AND SCRAP							(LB)
CANADA.....	35 620	10 428	10 517	10 517	260 559	118 448	119 576	119 576
SWEDEN.....	-	-	-	-	199 405	74 540	74 540	84 908
NETHLDs.....	-	-	-	-	587 822	287 161	287 161	319 047
BELGIUM.....	-	-	-	-	87 765	33 751	33 751	38 529
W GERM.....	-	-	-	-	417 767	162 879	162 877	183 441
USSR.....	-	-	-	-	515 603	234 747	234 747	252 585
CHINA T.....	26 852	7 197	7 197	9 453	167 484	38 539	38 539	49 754
REP SAF.....	22 211	8 564	8 564	10 272	169 267	51 054	51 054	64 825
OTH CTY.....	11 896	5 524	5 524	6 373	167 043	81 741	81 741	94 750
TOTAL.....	96 579	31 713	31 802	36 615	2 572 715	1 082 860	1 083 986	1 207 415
2840600	LEAD WASTE AND SCRAP							(CLB)
CANADA.....	53 471	14 721	14 800	14 800	614 790	108 154	108 695	108 695
OTH CTY.....	13 481	3 048	3 048	3 248	139 180	20 871	20 871	21 957
TOTAL.....	66 952	17 769	17 848	18 048	753 970	129 025	129 566	130 652
2840700	ZINC WASTE AND SCRAP							(LB)
CANADA.....	156 397	17 455	17 455	17 455	602 644	87 236	87 988	87 988
MEXICO.....	67 905	5 009	5 009	5 009	382 335	61 253	61 250	61 253
W GERM.....	-	-	-	-	304 491	120 274	120 274	131 461
OTH CTY.....	44 600	21 114	21 114	21 962	167 777	32 758	32 758	36 756
TOTAL.....	268 902	43 578	43 578	44 426	1 457 247	301 521	302 270	317 458
2840900	TIN WASTE AND SCRAP							(LB)
NETHLDs.....	-	-	-	-	651 497	30 337	30 337	46 827
BELGIUM.....	-	-	-	-	742 862	778 368	778 368	792 844
SPAIN.....	33 583	60 297	60 297	62 083	33 583	60 297	60 297	62 083
OTH CTY.....	3 010	400	400	400	730 220	51 838	56 296	58 129
TOTAL.....	36 593	60 697	60 697	62 483	2 158 162	920 840	925 298	959 883
2841010	LEAD DROSS, ASH, AND RESIDUES							(CLB)
U KING.....	-	-	-	-	70 979	72 157	73 758	80 590
W GERM.....	-	-	-	-	116 261	41 091	41 091	48 234
AUSTRAL.....	-	-	-	-	3 398 517	813 740	919 294	933 792
OTH CTY.....	32 984	13 169	13 169	13 169	311 935	48 741	48 771	48 771
TOTAL.....	32 984	13 169	13 169	13 169	3 897 692	975 729	1 082 914	1 111 387
2841020	ZINC CONTENT OF ZINC FUME, ZINC DROSS AND SKIMMINGS, AND ASH AND RESIDUES							(CLB)
CANADA.....	161 122	18 972	19 042	19 042	3 028 048	642 064	655 999	655 999
MEXICO.....	-	-	-	-	12 389 075	3 064 431	3 064 431	3 064 431
JAPAN.....	-	-	-	-	103 616	31 722	31 722	34 447
OTH CTY.....	-	-	-	-	218 936	50 291	50 252	59 115
TOTAL.....	161 122	18 972	19 042	19 042	15 739 675	3 788 508	3 802 404	3 813 992

Table 2. Schedule A Commodity by Country of Origin, Customs, F.a.s., and C.i.f. Values—Continued

(See "Explanation of Statistics" for information on coverage, definitions of Customs, f.a.s., and c.i.f. values, sources of error in the data, OTH CTY (other countries), and other definitions and features of the import statistics. Shipments valued less than \$251 are shown only under Schedule A commodity number 990.0000 and excluded from all other commodities.)

Country of origin	Schedule A commodity number, description and unit of quantity							
	Current month				Cumulative, January to date			
	Net quantity	Value (dollars)			Net quantity	Value (dollars)		
Customs		F.a.s.	C.i.f.	Customs		F.a.s.	C.i.f.	
2841030	COPPER CONTENT OF ASH AND RESIDUES							(CLB)
VENEZ.....	-	-	-	-	274 324	143 194	143 194	170 769
CHILE.....	38 662	34 633	34 633	36 628	38 662	34 633	34 633	36 628
MOZAMBO.....	-	-	-	-	382 238	714 832	714 832	725 592
REP SAF.....	1 174 352	2 659 131	2 659 131	2 808 285	3 171 807	6 720 447	6 720 447	4 673 989
BOTSWAN.....	-	-	-	-	6 110 726	11 638 736	11 638 736	11 755 593
OTH CTY.....	-	-	-	-	116 523	50 215	51 403	55 865
TOTAL.....	1 213 014	2 693 764	2 693 764	2 844 913	10 094 280	19 302 057	19 303 245	17 418 436
2841035	ALUMINUM DROSS AND SKIMMINGS							(LB)
CANADA.....	606 684	19 085	23 052	23 052	3 466 721	105 916	121 964	122 528
OTH CTY.....	-	-	-	-	3 284 854	8 940	25 875	25 875
TOTAL.....	606 684	19 085	23 052	23 052	6 751 575	114 856	147 839	148 403
2841055	ASH AND RESIDUES BEARING NONFERROUS METALS, NES							
CANADA.....	-	194 066	196 611	196 611	-	6 260 538	6 351 820	6 740 829
MEXICO.....	-	410 246	410 246	410 246	-	1 606 577	1 606 577	1 652 436
N ANTIL.....	-	-	-	-	-	69 899	68 899	77 949
BRAZIL.....	-	97 693	97 693	102 104	-	186 664	186 664	193 253
NORWAY.....	-	469 959	469 959	472 214	-	798 787	798 787	802 015
U KING.....	-	-	-	-	-	4 800 870	4 800 870	4 823 420
NETHLDS.....	-	-	-	-	-	33 864	32 493	33 945
W GERM.....	-	-	-	-	-	391 246	391 393	409 108
USSR.....	-	-	-	-	-	1 289 629	1 287 525	1 475 431
TURKEY.....	-	-	-	-	-	64 889	64 889	71 128
JAPAN.....	-	380	380	400	-	1 798 827	1 798 827	2 091 683
AUSTRAL.....	-	-	-	-	-	3 255 815	3 255 815	3 767 930
REP SAF.....	-	-	-	-	-	11 712 540	11 712 540	11 914 847
OTH CTY.....	-	1 243	1 243	6 056	-	103 565	103 565	128 026
TOTAL.....	-	1 173 587	1 176 132	1 187 631	-	32 373 710	32 460 664	34 182 000
2850120	SILVER ORES AND CONCENTRATES							(TOZ)
CANADA.....	591 492	2 585 851	2 588 099	2 590 437	3 394 051	14 684 236	14 694 314	14 730 987
MEXICO.....	110 765	474 900	474 900	478 813	628 388	2 674 126	2 671 806	2 694 301
HONDURA.....	238 196	352 486	333 181	341 031	1 492 883	4 323 042	4 356 856	4 471 926
NICARAG.....	1 052	4 500	4 500	4 700	48 630	201 855	206 713	212 746
COLOMB.....	-	-	-	-	13 600	57 120	57 125	57 180
PERU.....	1 146 369	4 974 513	4 975 897	4 999 056	5 063 331	20 513 543	21 274 457	21 618 552
BOLIVIA.....	-	-	-	-	59 507	328 367	328 367	363 618
CHILE.....	44 085	198 438	198 438	221 775	57 013	245 669	245 669	273 179
SWITZLD.....	-	-	-	-	9 512	43 368	43 368	44 727
PHIL R.....	-	-	-	-	83 532	361 317	361 317	362 817
JAPAN.....	113 140	513 679	513 679	525 916	434 357	1 822 353	1 822 353	1 864 105
AUSTRAL.....	376 363	1 716 460	1 716 820	1 717 391	1 155 057	4 965 746	4 966 246	4 968 238
REP SAF.....	-	-	-	-	121 974	546 606	546 606	569 475
SW AFR.....	85 937	381 483	381 483	399 318	470 861	2 073 763	2 073 763	2 163 036
OTH CTY.....	1 911	8 671	8 671	8 883	2 457	10 745	10 745	10 957
TOTAL.....	2 709 310	11 210 981	11 195 668	11 287 320	13 035 153	52 851 856	53 659 705	54 405 844
2850220	SILVER SWEEPINGS AND WASTE AND SCRAP							(TOZ)
CANADA.....	460 518	2 095 534	2 096 032	2 097 216	1 311 756	5 456 370	5 457 941	5 461 636
MEXICO.....	1 263	5 664	5 664	5 664	257 171	1 168 402	1 168 402	1 168 402
NORWAY.....	3 754	17 494	17 494	17 578	23 071	56 805	56 805	57 296
U KING.....	-	-	-	-	14 360	63 469	63 469	64 285
JAPAN.....	-	-	-	-	78 676	208 926	208 926	210 247
OTH CTY.....	4 905	21 830	21 830	23 127	17 815	84 276	84 276	88 596
TOTAL.....	470 440	2 140 522	2 141 020	2 143 585	1 702 849	7 038 248	7 039 819	7 050 462
2850240	PLATINUM AND PLATINUM GROUP METAL SWEEPINGS AND WASTE AND SCRAP							(TOZ)
CANADA.....	4 480	550 693	551 054	551 529	15 400	2 419 556	2 412 169	2 425 164
MEXICO.....	4 180	641 552	641 552	644 951	6 835	967 227	967 763	974 604
C RICA.....	222	34 416	34 416	34 960	559	86 666	86 666	87 610
PANAMA.....	-	-	-	-	1 145	90 878	90 878	91 460
COLOMB.....	480	79 856	79 856	80 971	2 069	335 725	335 685	338 882
ARGENT.....	-	-	-	-	3 600	611 771	611 771	638 575
SWEDEN.....	571	84 240	84 240	84 573	3 058	312 996	312 996	315 466
FINLAND.....	236	38 397	38 397	38 682	2 074	256 472	256 472	258 229
U KING.....	-	-	-	-	239	31 646	31 646	33 264
BELGIUM.....	4 587	627 857	627 857	632 804	15 683	2 291 114	2 291 114	2 308 683
FRANCE.....	-	-	-	-	253	44 468	44 468	44 814
W GERM.....	-	-	-	-	310	95 122	95 122	95 807
AUSTRAL.....	136	17 153	17 153	17 346	4 035	537 623	537 623	543 870
REP SAF.....	96	22 080	22 080	22 419	905	218 885	218 885	221 565
OTH CTY.....	63	1 838	1 838	1 895	242	8 892	8 892	9 482
TOTAL.....	15 051	2 098 082	2 098 443	2 110 130	56 407	8 309 041	8 302 150	8 387 475
2860000	THORIUM ORES AND CONCENTRATES							(LTN)
MALAYSA.....	346	70 013	70 013	93 130	842	159 631	159 631	212 508
TOTAL.....	346	70 013	70 013	93 130	842	159 631	159 631	212 508
2911100	BONES, CRUDE, STEAMED, OR GROUND, AND OSSEIN							
BRAZIL.....	-	84 150	84 150	98 659	-	1 616 010	1 616 010	1 874 028

Table 2. Schedule A Commodity by Country of Origin,
Customs, F.a.s., and C.i.f. Values—Continued

(See "Explanation of Statistics" for information on coverage, definitions of Customs, f.a.s., and c.i.f. values, sources of error in the data, OTH CTY (other countries), and other definitions and features of the import statistics. Shipments valued less than \$251 are shown only under Schedule A commodity number 990.0000 and excluded from all other commodities.)

Country of origin	Schedule A commodity number, description and unit of quantity							
	Current month				Cumulative, January to date			
	Net quantity	Value (dollars)			Net quantity	Value (dollars)		
Customs		F.a.s.	C.i.f.	Customs		F.a.s.	C.i.f.	
ARGENT.....	-	12 281	12 281	14 730	-	1 845 115	1 844 655	2 214 351
U KING.....	-	49 633	49 633	53 732	-	141 981	142 021	160 660
BELGIUM.....	-	455 219	455 219	475 863	-	4 337 102	4 337 102	4 555 292
W GERM.....	-	-	-	-	-	64 906	64 906	68 452
POLAND.....	-	-	-	-	-	134 624	134 624	169 459
USSR.....	-	38 832	38 832	57 042	-	132 445	129 879	194 950
INDIA.....	-	931 316	931 316	990 503	-	2 303 388	2 303 388	2 596 803
EGYPT.....	-	33 408	33 408	52 516	-	155 662	155 662	285 637
OTH CTY.....	-	3 300	3 485	3 485	-	101 512	102 531	126 509
TOTAL.....	-	1 608 139	1 608 324	1 746 530	-	10 832 745	10 830 778	12 246 341
2911200	HOOF, HORNS AND OTHER SUCH ANIMAL SUBSTANCES, CRUDE, NSPF, AND THEIR WASTES							
CANADA.....	-	369 569	327 289	376 340	-	4 265 338	3 478 467	4 294 313
MEXICO.....	-	23 410	23 410	23 843	-	194 692	194 692	199 092
PARAGUA.....	-	-	-	-	-	56 928	56 928	75 983
ARGENT.....	-	-	-	-	-	61 077	61 077	81 345
FRANCE.....	-	19 985	19 985	20 892	-	277 751	277 751	287 940
TURKEY.....	-	-	-	-	-	40 466	40 466	44 396
HG KONG.....	-	20 012	20 086	21 875	-	136 783	136 778	147 871
OTH CTY.....	-	20 126	20 228	23 004	-	179 412	179 585	198 423
TOTAL.....	-	453 102	410 998	465 954	-	5 212 447	4 425 744	5 329 363
2911300	IVORY AND WASTE (LB)							
OTH CTY.....	1 284	19 138	19 138	14 675	9 712	47 940	48 132	51 974
TOTAL.....	1 284	19 138	19 138	14 675	9 712	47 940	48 132	51 974
2911600	IVORY, CORAL, TORTOISE-SHELL, SHELL AND THEIR WASTES							
MEXICO.....	-	30 656	30 656	30 656	-	217 616	217 616	217 660
HAITI.....	-	23 004	23 004	34 547	-	123 327	123 417	158 871
U KING.....	-	84 879	83 029	90 670	-	522 489	514 926	565 125
ITALY.....	-	21 440	21 440	22 772	-	36 981	36 981	40 022
PHIL R.....	-	44 772	44 772	64 242	-	355 594	355 594	493 538
CHINA T.....	-	12 241	12 336	13 554	-	58 964	59 259	71 902
JAPAN.....	-	5 023	5 023	5 644	-	34 013	34 376	40 246
AUSTRAL.....	-	-	-	-	-	87 784	87 784	102 052
OTH CTY.....	-	27 982	20 000	24 425	-	158 584	150 643	175 800
TOTAL.....	-	249 997	240 260	286 510	-	1 595 352	1 580 596	1 865 216
2919100	HAIR, HUMAN, CRUDE, SORTED, TREATED, DYED OR OTHERWISE PROCESSED BUT NOT MADE INTO ARTICLES (LB)							
ITALY.....	1 132	36 038	35 620	37 468	4 614	180 252	179 820	189 291
OTH CTY.....	221	2 249	2 249	2 430	7 688	47 897	47 897	52 040
TOTAL.....	1 353	38 287	37 869	39 898	12 302	228 149	227 717	241 331
2919200	BRISTLES, CRUDE, OR PROCESSED AND HAIR NES, FOR USE IN BRUSHES OR OTHER ARTICLES (LB)							
FRANCE.....	-	-	-	-	40 817	216 409	216 409	222 442
W GERM.....	21 008	103 695	103 695	106 348	152 483	763 057	763 057	781 426
INDIA.....	3 444	25 747	25 747	26 717	10 341	112 486	112 486	115 284
CHINA M.....	21 341	142 967	142 967	145 966	247 286	1 282 589	1 282 766	1 320 113
KOR REP.....	5 805	23 059	23 059	23 733	68 025	220 664	220 670	227 280
CHINA T.....	2 000	4 390	4 390	4 622	21 290	89 034	89 034	92 860
OTH CTY.....	7 717	23 650	23 650	24 020	22 684	87 889	87 945	90 575
TOTAL.....	61 315	323 508	323 508	331 406	562 926	2 772 128	2 772 367	2 849 980
2919320	SAUSAGE CASINGS, NATURAL, SHEEP, LAMB AND GOAT							
CANADA.....	-	246 922	247 065	247 109	-	1 672 609	1 676 390	1 676 434
CHILE.....	-	19 269	19 269	19 601	-	121 743	121 743	124 975
ARGENT.....	-	2 550	2 550	2 690	-	192 523	192 423	196 247
NORWAY.....	-	-	-	-	-	36 510	36 510	37 674
DENMARK.....	-	23 717	23 717	27 027	-	63 743	63 743	68 325
U KING.....	-	47 893	47 893	48 742	-	156 572	156 572	159 729
NETHLD.....	-	-	-	-	-	120 375	120 375	125 127
BELGIUM.....	-	7 832	7 832	10 612	-	93 340	93 340	99 358
FRANCE.....	-	1 210	1 210	1 320	-	40 247	40 247	41 466
W GERM.....	-	8 192	8 192	8 361	-	80 191	80 191	82 190
SPAIN.....	-	13 243	13 243	13 517	-	96 771	96 771	98 294
PORTUGL.....	-	34 375	34 375	35 011	-	138 870	138 870	141 325
LEBANON.....	-	56 391	56 391	57 796	-	296 864	296 864	308 130
AUSTRAL.....	-	239 262	239 246	246 639	-	1 155 466	1 155 873	1 189 828
N ZEAL.....	-	1 228 756	1 228 756	1 274 527	-	5 379 904	5 379 066	5 546 454
OTH CTY.....	-	8 200	8 200	9 564	-	59 436	59 076	62 022
TOTAL.....	-	1 937 812	1 937 939	2 002 516	-	9 700 164	9 708 054	9 957 578
2919340	SAUSAGE CASINGS, NATURAL, EXCEPT SHEEP, LAMB AND GOAT							
CANADA.....	-	49 514	49 676	49 676	-	281 821	283 351	283 373
MEXICO.....	-	201 264	43 037	201 264	-	960 638	441 975	942 638
BRAZIL.....	-	23 202	23 202	24 824	-	158 996	158 998	171 061
ARGENT.....	-	46 958	46 958	51 055	-	334 120	334 120	366 131
SWEDEN.....	-	124 899	124 900	132 337	-	508 610	508 611	533 851
NORWAY.....	-	-	-	-	-	113 770	113 770	117 865
FINLAND.....	-	25 952	25 952	28 110	-	71 298	71 298	76 657
DENMARK.....	-	167 253	167 253	185 162	-	1 583 188	1 580 417	1 694 990
U KING.....	-	-	-	-	-	33 211	33 211	34 659
NETHLD.....	-	280 807	280 806	293 616	-	1 285 238	1 285 247	1 340 556

Table 2. Schedule A Commodity by Country of Origin, Customs, F.a.s., and C.i.f. Values—Continued

(See "Explanation of Statistics" for information on coverage, definitions of Customs, f.a.s., and c.i.f. values, sources of error in the data, OTH CTY (other countries), and other definitions and features of the import statistics. Shipments valued less than \$251 are shown only under Schedule A commodity number 990.0000 and excluded from all other commodities.)

Country of origin	Schedule A commodity number, description and unit of quantity							
	Current month				Cumulative, January to date			
	Net quantity	Value (dollars)			Net quantity	Value (dollars)		
Customs		F.a.s.	C.i.f.	Customs		F.a.s.	C.i.f.	
BELGIUM.....	-	14 207	14 207	15 093	-	210 738	210 737	222 385
W GERM.....	-	379 099	379 099	395 513	-	1 740 769	1 743 760	1 825 018
SPAIN.....	-	97 391	97 391	101 698	-	900 585	900 323	952 042
PORTUGL.....	-	72 870	72 870	73 952	-	467 692	467 692	488 320
YUGOSLV.....	-	16 601	16 601	18 758	-	111 086	111 096	120 431
AUSTRAL.....	-	-	-	-	-	72 614	72 614	73 789
OTH CTY.....	-	-	-	-	-	89 331	89 335	99 388
TOTAL.....	-	1 500 017	1 341 952	1 571 058	-	8 923 705	8 406 555	9 343 154
2919360	GUTS, BLADDERS, AND STOMACHS OF ANIMALS, NOT PREPARED FOR USE AS SAUSAGE CASINGS							
N ZEAL.....	-	74 100	74 100	82 163	-	637 761	637 761	674 408
OTH CTY.....	-	3 258	3 258	3 512	-	64 621	64 742	70 086
TOTAL.....	-	77 358	77 358	85 675	-	702 382	702 503	744 494
2919400	FISH SCALES, CRUDE, FISH SOUNDS AND OTHER FISH SCRAP FOR FERTILIZER (LB)							
HG KONG.....	610	4 327	4 384	4 888	4 635	33 228	33 379	36 683
OTH CTY.....	117 087	8 556	8 851	9 426	133 421	39 072	39 364	43 125
TOTAL.....	117 697	12 883	13 235	14 314	138 056	72 300	72 743	79 808
2919500	HIDE CUTTINGS, RAW, WITH OR WITHOUT HAIR (LB)							
CANADA.....	838 314	32 859	48 834	48 834	4 562 148	167 463	200 754	200 754
NICARAG.....	68 543	11 035	11 035	13 133	242 680	40 638	40 638	48 204
VENEZ.....	208 620	34 315	34 315	44 485	829 582	152 705	152 678	176 456
BRAZIL.....	-	-	-	-	34 196	31 022	31 022	32 832
ARGENT.....	-	-	-	-	208 578	49 928	49 928	63 617
OTH CTY.....	41 775	6 737	6 737	7 937	675 673	99 632	101 497	120 592
TOTAL.....	1 157 252	84 946	100 921	114 389	6 552 857	541 388	576 517	642 455
2919620	FEATHERS AND DOWNS, OSTRICH, CRUDE, SORTED OR TREATED BUT NOT OTHERWISE PROCESSED (LB)							
REP SAF.....	2 509	71 228	71 236	74 968	28 872	548 882	548 830	572 065
OTH CTY.....	-	-	-	-	469	5 061	5 061	5 460
TOTAL.....	2 509	71 228	71 236	74 968	29 341	553 943	553 891	577 525
2919640	FEATHERS, EXCEPT OSTRICH, CRUDE, SORTED OR TREATED, BUT NOT FURTHER PROCESSED (LB)							
FRANCE.....	71 796	128 462	128 462	137 530	338 468	401 588	401 588	436 620
W GERM.....	38 045	14 698	14 698	16 900	89 595	45 497	45 497	52 228
POLAND.....	43 876	15 222	15 222	21 730	199 653	94 584	94 584	124 819
YUGOSLV.....	2 852	7 208	7 208	7 694	19 227	55 348	55 348	57 824
ROMANIA.....	44 093	39 242	39 242	47 788	121 272	230 309	230 309	257 014
INDIA.....	3 496	31 058	31 058	32 955	10 017	102 672	102 672	111 699
S VETNM.....	24 907	26 886	26 886	32 947	97 661	93 761	93 761	108 274
CHINA M.....	102 224	147 916	147 916	156 608	344 680	547 185	547 185	583 936
CHINA T.....	37 871	10 670	10 670	14 026	210 921	171 226	171 226	188 005
OTH CTY.....	8 176	18 603	18 603	20 629	51 143	84 593	84 593	93 535
TOTAL.....	377 336	439 965	439 965	488 807	1 482 637	1 826 763	1 826 763	2 013 954
2919660	DOWNS, EXCEPT OSTRICH, CRUDE, SORTED OR TREATED, BUT NOT FURTHER PROCESSED (LB)							
DENMARK.....	-	-	-	-	12 793	96 899	96 899	104 054
NETHLDs.....	-	-	-	-	24 876	57 020	57 020	59 799
FRANCE.....	27 573	137 726	137 726	143 091	302 825	1 408 963	1 408 963	1 472 718
W GERM.....	2 320	2 756	2 756	3 458	28 744	76 039	76 039	82 673
POLAND.....	-	-	-	-	13 117	95 452	95 452	99 438
YUGOSLV.....	19 427	116 842	116 842	120 096	151 970	836 596	836 596	860 246
THAILND.....	11 365	59 293	59 293	60 560	18 197	99 351	99 351	101 429
S VETNM.....	15 432	62 819	62 819	65 535	36 034	126 638	126 638	132 880
SINGAPR.....	-	-	-	-	6 307	33 445	33 445	34 007
CHINA M.....	-	-	-	-	17 645	62 762	62 762	64 128
CHINA T.....	24 539	64 263	64 263	67 003	273 283	748 319	748 319	772 795
OTH CTY.....	-	-	-	-	13 352	19 705	19 705	21 768
TOTAL.....	100 656	443 699	443 699	459 743	899 143	3 661 189	3 661 189	3 805 935
2919700	SPONGES, MARINE (LB)							
GREECE.....	3 288	55 790	55 790	58 657	15 228	218 660	218 673	231 775
OTH CTY.....	1 483	9 969	9 850	10 892	20 576	128 822	128 723	143 134
TOTAL.....	4 771	65 759	65 640	69 549	35 804	347 482	347 396	374 909
2919800	AMBERGRIS, CASTOREUM, CIVET & MUSK, NOV 10% ALCHL, & NATRL CRUDE DRUGS OF ANIMAL ORIGIN							
CANADA.....	-	1 384 577	1 384 950	1 384 981	-	6 521 097	6 519 021	6 519 365
MEXICO.....	-	30 025	30 128	30 128	-	83 639	84 369	85 077
COLOMB.....	-	-	-	-	-	67 374	67 374	69 634
ARGENT.....	-	-	-	-	-	166 071	166 011	173 745
FRANCE.....	-	29 737	29 737	30 710	-	314 388	314 387	326 542
INDIA.....	-	506	506	622	-	154 752	154 752	155 783
AUSTRAL.....	-	3 267	3 267	5 428	-	46 100	46 100	49 591
N ZEAL.....	-	-	-	-	-	170 822	170 822	205 983
OTH CTY.....	-	10 072	10 072	10 355	-	186 369	186 442	193 338
TOTAL.....	-	1 458 184	1 458 660	1 462 224	-	7 710 612	7 709 278	7 779 058
2919920	MEAT, RAW, INCL OFFAL, FOR ANIMAL FEED, NOT FIT FOR HUMAN CONSUMPTION (LB)							
CANADA.....	471 275	32 740	33 185	33 185	2 594 592	180 975	187 068	187 068
ARGENT.....	44 059	7 994	7 994	9 972	547 071	73 642	73 642	94 738
OTH CTY.....	-	-	-	-	25 620	8 349	8 349	9 599
TOTAL.....	515 334	40 734	41 179	43 157	3 167 283	262 966	269 059	291 405

Table 2. **Schedule A Commodity by Country of Origin, Customs, F.a.s., and C.i.f. Values—Continued**

(See "Explanation of Statistics" for information on coverage, definitions of Customs, f.a.s., and c.i.f. values, sources of error in the data, OTH CTY (other countries), and other definitions and features of the import statistics. Shipments valued less than \$251 are shown only under Schedule A commodity number 990.0000 and excluded from all other commodities.)

Country of origin	Schedule A commodity number, description and unit of quantity							
	Current month				Cumulative, January to date			
	Net quantity	Value (dollars)			Net quantity	Value (dollars)		
Customs		F.a.s.	C.i.f.	Customs		F.a.s.	C.i.f.	
2919940	MEAT, INCL OFFAL, PREPARED OR PRESERVED, FOR ANIMAL FEED, UNFIT FOR HUMAN CONSUMPTION							(LB)
CANADA.....	1 829 005	371 325	404 515	404 515	7 835 053	1 600 437	1 715 665	1 716 163
CHINA T.....	2 503	13 035	13 035	13 905	5 617	32 167	32 167	36 274
OTH CTY.....	2 204	10 200	10 200	10 749	8 795	15 772	15 772	16 910
TOTAL.....	1 833 712	394 560	427 750	429 169	7 849 465	1 648 376	1 763 604	1 769 347
2919960	BLOOD, DRIED, AND EGGS OF FISH AND INSECTS, NSPF							(LB)
OTH CTY.....	-	2 900	2 900	3 396	-	24 710	25 646	27 507
TOTAL.....	-	2 900	2 900	3 396	-	24 710	25 646	27 507
2921020	CANAIAGRE, CHESTNUT, CURUPAY, DIVI-DIVI, EUCALYPTUS, HEMLOCK, LARCH & TARA, CRUDE OR PROCS							(LB)
FRANCE.....	242 506	30 950	30 950	40 353	412 260	52 856	52 856	68 394
OTH CTY.....	33 069	4 071	4 071	6 072	76 279	10 721	10 721	13 868
TOTAL.....	275 575	35 021	35 021	46 425	488 539	63 577	63 577	82 262
2921040	QUEBRACHO, CRUDE OR PROCESSED							(LB)
PARAGUA.....	343 918	52 260	52 260	63 754	2 336 214	355 000	357 947	436 025
ARGENT.....	-	-	-	-	2 448 134	403 347	408 228	468 379
OTH CTY.....	-	-	-	-	41 120	7 196	7 718	7 718
TOTAL.....	343 918	52 260	52 260	63 754	4 825 468	765 543	773 893	912 122
2921060	DYEING AND TANNING PRODUCTS, VEGETABLE, NSPF, CRUDE OR PROCESSED							(LB)
DOM REP.....	60 850	20 174	20 072	22 099	492 570	156 428	156 296	171 894
ECUADOR.....	958	19 502	19 502	19 811	362 608	163 510	163 510	177 060
PERU.....	-	-	-	-	415 518	150 866	150 866	171 491
BRAZIL.....	149 119	43 385	43 385	49 079	423 427	68 283	68 283	82 022
SPAIN.....	187	25 746	25 746	26 488	2 400	271 734	271 734	279 582
TURKEY.....	-	-	-	-	646 807	273 626	273 626	304 134
CYPRUS.....	66 350	13 092	13 092	16 077	483 867	95 474	95 474	124 220
LEBANON.....	-	-	-	-	520 109	318 813	318 815	341 039
KOR REP.....	-	-	-	-	663 071	357 356	357 356	380 670
KENYA.....	-	-	-	-	443 804	100 945	100 945	137 566
REP SAF.....	504 774	71 731	71 781	97 227	4 132 085	505 321	505 363	673 439
OTH CTY.....	107 085	39 718	39 718	43 226	716 725	132 235	132 235	165 188
TOTAL.....	889 323	233 348	233 296	274 007	9 302 991	2 594 591	2 594 503	3 008 305
2922005	LAC, SEED							(LB)
INDIA.....	24 600	45 855	45 855	48 330	41 000	72 539	72 539	76 522
THAILND.....	330 378	94 896	94 897	106 508	4 823 713	1 718 376	1 718 377	1 912 956
TOTAL.....	354 978	140 751	140 752	154 838	4 864 713	1 790 915	1 790 916	1 989 478
2922010	SHELLAC, BLEACHED, STICK LAC, BUTTON LAC, AND OTHER LAC NES							(LB)
CANADA.....	35 000	48 538	48 738	48 738	123 500	194 637	195 493	195 493
W GERM.....	7 717	11 358	11 358	12 081	67 410	104 874	104 874	109 929
INDIA.....	73 873	112 865	112 865	118 178	346 656	551 882	551 990	576 306
THAILND.....	41 095	21 448	21 448	25 768	361 703	193 711	193 711	222 916
OTH CTY.....	165	1 010	1 010	1 063	165	1 010	1 010	1 063
TOTAL.....	157 850	195 219	195 419	205 828	899 434	1 046 114	1 047 078	1 105 707
2922020	BALSAMS, NATURAL AND NOT ARTIFICIALLY MIXED WITH OTHER SUBSTANCES							(LB)
SALVADR.....	10 000	26 017	26 017	26 698	50 605	256 575	256 575	261 448
U KING.....	12 760	36 511	36 511	37 486	29 360	87 076	87 092	89 687
OTH CTY.....	2 293	30 853	30 954	31 621	21 499	67 638	67 743	69 511
TOTAL.....	25 053	93 381	93 482	95 805	101 464	411 289	411 410	420 646
2922030	GUM ARABIC							(LB)
FRANCE.....	-	-	-	-	37 610	89 056	89 056	90 250
SUDAN.....	-	-	-	-	777 350	824 923	819 063	862 246
CHAD.....	-	-	-	-	77 000	112 000	112 000	114 815
OTH CTY.....	-	-	-	-	29 088	28 215	28 215	29 614
TOTAL.....	-	-	-	-	921 048	1 054 194	1 048 334	1 096 925
2922035	GUM, GUAR, NATURAL							(LB)
NETHLDs.....	123 600	69 160	69 160	74 354	1 496 340	778 057	778 057	860 283
SPAIN.....	-	-	-	-	306 160	127 035	126 844	140 217
ITALY.....	118 092	51 990	53 068	60 603	875 459	407 673	408 751	454 623
INDIA.....	2 868 276	935 830	935 830	1 050 875	19 547 178	5 724 051	5 724 051	6 525 131
PAKISTN.....	577 500	242 418	241 098	265 658	5 384 999	2 258 860	2 254 920	2 522 319
REP SAF.....	-	-	-	-	176 078	88 270	80 172	93 363
TOTAL.....	3 687 468	1 299 398	1 299 156	1 451 490	28 786 214	9 383 946	9 372 795	10 595 936
2922040	GUM, LOCUST BEAN							(LB)
NETHLDs.....	83 500	46 723	46 723	50 100	380 500	217 336	217 336	234 272
SPAIN.....	123 500	88 851	88 901	94 973	1 367 896	784 787	784 276	844 963
PORTUGL.....	174 000	120 975	120 975	128 978	486 707	318 550	318 550	341 516
ITALY.....	22 050	18 081	18 081	19 315	364 617	173 364	173 364	190 808
GREECE.....	-	-	-	-	230 046	87 607	87 607	98 087
INDIA.....	55 115	21 825	21 825	24 117	107 861	44 014	40 844	46 042
OTH CTY.....	-	-	-	-	346 738	41 520	41 520	61 363
TOTAL.....	458 165	296 455	296 505	317 483	3 284 365	1 667 178	1 663 497	1 817 051

Table 2. Schedule A Commodity by Country of Origin, Customs, F.a.s., and C.i.f. Values—Continued

(See "Explanation of Statistics" for information on coverage, definitions of Customs, f.a.s., and c.i.f. values, sources of error in the data, OTH CTY (other countries), and other definitions and features of the import statistics. Shipments valued less than \$251 are shown only under Schedule A commodity number 990.0000 and excluded from all other commodities.)

Country of origin	Schedule A commodity number, description and unit of quantity							
	Current month				Cumulative, January to date			
	Net quantity	Value (dollars)			Net quantity	Value (dollars)		
Customs		F.a.s.	C.i.f.	Customs		F.a.s.	C.i.f.	
2922045	GUMS, LECHE CASPI AND SORVA, NATURAL							(LB)
BRAZIL.....	678 342	542 673	542 673	592 306	1 810 448	1 414 545	1 414 545	1 545 465
TOTAL.....	678 342	542 673	542 673	592 306	1 810 448	1 414 545	1 414 545	1 545 465
2922050	GUM, TRAGACANTH, NATURAL							(LB)
FRANCE.....	-	-	-	-	8 599	41 477	41 683	44 747
IRAN.....	41 612	158 073	155 440	160 611	481 397	1 788 446	1 780 556	1 845 915
TOTAL.....	41 612	158 073	155 440	160 611	489 996	1 829 923	1 822 239	1 890 662
2922060	GUM, KARAYA, NATURAL							(LB)
INDIA.....	460 668	201 801	201 801	227 342	3 225 835	1 643 026	1 642 206	201 816 640
OTH CTY.....	44 092	12 600	12 600	14 000	158 165	49 504	49 504	56 809
TOTAL.....	504 760	214 401	214 401	241 342	3 384 000	1 692 530	1 691 710	201 873 449
2922070	GUM, DAMAR, COPAL, KAURI, AND SANDARAC, VARNISH GUMS, GUM RESINS AND RESINS, NSPF							(LB)
BRAZIL.....	1 439 604	449 500	449 500	501 292	6 327 232	1 253 233	1 253 233	1 454 076
INDIA.....	336 000	37 019	37 019	52 685	1 607 941	172 911	172 911	249 358
PHIL R.....	44 754	10 126	10 126	12 685	156 485	42 290	42 290	51 007
TNZANIA.....	447 975	61 560	61 560	73 308	1 381 667	150 389	150 389	212 932
MOZAMBO.....	-	-	-	-	3 765 767	412 108	412 108	572 747
OTH CTY.....	30 401	4 369	4 369	5 763	153 625	34 649	34 681	42 705
TOTAL.....	2 298 734	562 574	562 574	645 733	13 392 717	2 065 580	2 065 612	2 582 825
2922080	GUMS, NSPF, AND BURGUNDY PITCH							(LB)
GUATMAL.....	-	-	-	-	72 356	61 502	61 502	63 343
NICARAG.....	98 998	38 891	38 891	42 498	320 016	124 004	124 004	134 894
BRAZIL.....	221 563	77 932	77 932	87 652	679 040	246 063	246 283	281 947
FRANCE.....	2 200	1 041	1 064	1 041	11 596	54 517	54 642	56 052
IRAN.....	-	-	-	-	28 988	61 766	61 766	66 359
INDIA.....	40 256	3 353	3 353	5 037	1 063 890	188 008	186 452	227 566
SINGAPR.....	-	-	-	-	85 628	30 808	30 808	35 667
INDNSIA.....	26 790	6 626	6 626	8 115	176 354	58 468	58 468	69 741
SOMALIA.....	-	-	-	-	62 468	60 236	60 236	64 029
ETHIOP.....	29 303	9 941	9 941	11 659	137 196	79 658	79 658	89 053
OTH CTY.....	11 207	12 866	12 904	13 832	193 045	136 962	137 029	148 221
TOTAL.....	430 317	150 650	150 711	169 834	2 830 577	1 101 992	1 100 848	1 236 872
2923030	BAMBOO OR RATTAN STICKS, ROUGH OR CUT INTO LENGTHS FOR UMBRELLAS, WHIPS, CANES, ETC.							
CHINA T.....	-	88 825	88 825	122 600	-	540 543	540 616	756 637
JAPAN.....	-	68 167	68 168	85 555	-	372 947	374 511	472 707
OTH CTY.....	-	22 295	22 389	31 643	-	80 116	80 331	126 008
TOTAL.....	-	179 287	179 382	239 798	-	993 606	995 458	1 355 352
2923050	SPLIT BAMBOO AND RATTAN, OTHER THAN WHOLE RATTAN AND EXCLUDING RATTAN WEBBING							
MALAYSA.....	-	15 115	15 115	15 691	-	46 227	46 084	48 100
SINGAPR.....	-	28 261	28 245	31 181	-	140 538	140 522	153 722
INDNSIA.....	-	-	-	-	-	73 565	73 565	109 511
PHIL R.....	-	21 070	21 070	33 653	-	390 700	390 700	618 617
HG KONG.....	-	71 821	72 248	81 484	-	261 325	262 690	301 502
CHINA T.....	-	553	553	600	-	30 103	30 103	37 704
OTH CTY.....	-	981	981	1 142	-	25 395	24 855	41 236
TOTAL.....	-	137 801	138 212	163 751	-	967 853	968 519	1 310 392
2923060	WILLOW AND RICE STRAW, CRUDE & PROCESSED, CRUDE STRAW & OTH CRUDE FIBROUS VEG SUBSTNCS NES							
MEXICO.....	-	220 199	232 728	234 020	-	1 492 966	1 583 947	1 594 033
SIER LN.....	-	-	-	-	-	39 727	39 727	43 184
MALAGAS.....	-	2 931	2 931	3 432	-	31 166	31 166	37 580
OTH CTY.....	-	2 076	2 076	2 526	-	55 595	55 597	66 158
TOTAL.....	-	225 206	237 735	239 978	-	1 619 454	1 710 437	1 740 955
2924010	SAGE, UNGROUND							(LB)
YUGOSLV.....	75 761	49 664	49 664	54 282	369 343	240 966	241 256	259 886
ALBANIA.....	111 434	66 687	66 687	76 456	841 267	359 682	359 682	406 293
OTH CTY.....	5 365	1 800	1 800	2 169	68 147	33 068	33 384	38 208
TOTAL.....	192 560	118 151	118 151	132 907	1 278 757	633 716	634 322	704 387
2924020	LICORICE ROOT							(LB)
USSR.....	-	-	-	-	2 775 446	308 613	308 613	415 388
TURKEY.....	-	-	-	-	1 772 498	278 803	278 803	346 489
IRAQ.....	-	-	-	-	2 046 600	237 627	237 627	321 947
IRAN.....	1 167 811	169 741	169 741	246 924	10 141 744	1 057 707	1 057 707	1 744 570
AFGHAN.....	-	-	-	-	11 494 209	1 350 137	1 350 137	1 803 597
OTH CTY.....	-	-	-	-	255 775	41 879	41 879	72 006
TOTAL.....	1 167 811	169 741	169 741	246 924	28 644 272	3 274 766	3 274 766	4 703 997
2924036	PYRETHRUM OR INSECT FLOWERS, ADVANCED							(LB)
U KING.....	4 830	62 790	62 790	63 400	14 490	187 490	187 490	189 485
AUSTRAL.....	-	-	-	-	5 060	52 900	52 900	57 165
RWANDA.....	10 000	104 680	104 680	124 246	80 000	837 680	837 680	925 513

Table 2. Schedule A Commodity by Country of Origin, Customs, F.a.s., and C.i.f. Values—Continued

(See "Explanation of Statistics" for information on coverage, definitions of Customs, f.a.s., and c.i.f. values, sources of error in the data, OTH CTY (other countries), and other definitions and features of the import statistics. Shipments valued less than \$251 are shown only under Schedule A commodity number 990.0000 and excluded from all other commodities.)

Country of origin	Schedule A commodity number, description and unit of quantity							
	Net quantity	Current month			Net quantity	Cumulative, January to date		
		Value (dollars)				Value (dollars)		
	Customs	F.a.s.	C.i.f.	Customs	F.a.s.	C.i.f.		
KENYA.....	12 336	179 888	179 888	190 532	100 436	1 925 725	1 926 588	1 998 236
TNZNANIA.....	19 417	205 384	205 384	222 248	93 363	975 490	975 490	1 066 489
TOTAL.....	46 583	552 742	552 742	600 426	293 349	3 979 285	3 980 148	4 236 888
2924040	ACONITE, ALOES, ASAFTIDA, BUCHU LVS, COCC INDICUS, DIGITALIS, IPECAC, JALAP, ETC, CRUDE (LB)							
NETHLDS.....	-	-	-	-	351 121	284 305	279 265	301 436
POLAND.....	-	-	-	-	51 811	43 678	43 678	44 883
REP SAF.....	-	-	-	-	42 323	73 674	74 011	80 179
OTH CTY.....	4 525	8 068	8 068	8 679	108 563	64 928	64 980	71 357
TOTAL.....	4 525	8 068	8 068	8 679	553 818	466 585	461 934	497 855
2924060	PLANTS, SEEDS, FLOWERS & PARTS, NES, OF A TYPE PRIMARILY FOR PERFUMRY, PHARMACY, FUNGICIDE							
CANADA.....	-	23 832	23 843	23 843	-	425 012	425 753	426 420
MEXICO.....	-	210 938	210 938	211 216	-	216 409	216 409	217 027
PERU.....	-	151 821	151 821	169 880	-	598 803	598 803	668 707
CHILE.....	-	2 014	2 014	2 300	-	126 577	126 577	128 783
U KING.....	-	1 119	1 119	1 238	-	41 045	41 045	44 765
FRANCE.....	-	55 596	55 596	60 728	-	181 034	181 025	201 752
W GERM.....	-	50 183	49 446	57 565	-	242 779	240 882	273 013
HUNGARY.....	-	-	-	-	-	31 145	31 145	36 055
SWITZLD.....	-	46 903	46 903	47 093	-	110 757	110 766	112 134
USSR.....	-	-	-	-	-	73 486	73 486	79 509
SPAIN.....	-	1 631	1 631	1 848	-	82 777	82 777	92 373
YUGOSLV.....	-	36 213	36 213	46 132	-	155 816	155 816	191 771
BULGAR.....	-	4 595	4 595	4 881	-	113 911	113 885	127 859
INDIA.....	-	437 827	437 688	490 854	-	3 358 197	3 359 760	3 738 497
CHINA M.....	-	64 020	64 043	67 009	-	306 943	307 768	323 144
KOR REP.....	-	71 767	71 931	74 517	-	345 798	345 964	363 419
CHINA T.....	-	87 414	87 414	94 442	-	106 724	106 724	115 615
JAPAN.....	-	10 836	11 250	13 250	-	31 431	31 431	32 521
EGYPT.....	-	34 072	34 072	37 946	-	133 501	133 501	158 332
SUDAN.....	-	11 406	11 406	13 002	-	240 717	240 717	274 941
OTH CTY.....	-	85 988	85 780	96 980	-	349 867	349 634	400 087
TOTAL.....	-	1 388 175	1 387 289	1 512 724	-	7 272 729	7 273 868	8 006 724
2925005	SEED, ALFALFA (LB)							
OTH CTY.....	500	1 175	1 175	1 175	3 120	6 098	6 328	7 458
TOTAL.....	500	1 175	1 175	1 175	3 120	6 098	6 328	7 458
2925010	SEED, BLUEGRASS (LB)							
DENMARK.....	84 876	29 499	29 499	33 722	293 884	103 905	103 899	119 465
OTH CTY.....	-	-	-	-	32 020	26 952	26 967	29 629
TOTAL.....	84 876	29 499	29 499	33 722	325 904	130 857	130 866	149 094
2925020	SEED, CLOVER (LB)							
CANADA.....	177 526	28 818	29 802	29 802	12 697 038	4 182 890	4 319 498	4 319 498
AUSTRAL.....	22 200	7 540	7 540	10 101	139 429	62 989	62 989	74 589
N ZEAL.....	-	-	-	-	209 567	220 195	220 195	239 217
OTH CTY.....	500	1 950	875	940	9 733	16 156	15 081	19 496
TOTAL.....	200 226	38 308	38 217	40 843	13 055 767	4 482 230	4 617 763	4 652 800
2925030	SEED, FESCUE (LB)							
CANADA.....	350 800	92 561	94 642	94 642	4 713 596	1 350 927	1 382 736	1 382 736
OTH CTY.....	44 000	9 034	9 034	10 340	93 432	46 733	46 733	53 429
TOTAL.....	394 800	101 595	103 676	104 982	4 807 028	1 397 660	1 429 469	1 436 165
2925050	SEED, TIMOTHY (LB)							
CANADA.....	-	-	-	-	296 982	125 079	126 134	126 134
OTH CTY.....	-	-	-	-	2 440	2 512	2 512	3 150
TOTAL.....	-	-	-	-	299 422	127 591	128 646	129 284
2925060	SEED, CELERY (LB)							
FRANCE.....	54 474	16 280	16 280	20 547	98 782	32 735	32 735	40 891
INDIA.....	460 589	147 233	147 234	177 845	1 102 588	364 467	364 462	436 772
CHINA M.....	-	-	-	-	308 301	91 783	91 783	105 367
OTH CTY.....	-	-	-	-	11 023	3 555	3 555	4 014
TOTAL.....	515 063	163 513	163 514	198 392	1 520 694	492 540	492 535	587 044
2925070	SEEDS, GARDEN AND FIELD, NSPF							
CANADA.....	-	53 264	54 541	54 459	-	952 454	960 866	962 876
MEXICO.....	-	285 194	285 669	285 790	-	475 059	475 959	477 159
GUATMAL.....	-	47 745	48 015	48 846	-	360 955	361 225	365 284
SALVADR.....	-	-	-	-	-	32 229	32 229	35 160
NICARAG.....	-	375	375	432	-	40 743	40 743	45 180
C RICA.....	-	95 958	95 958	96 295	-	427 958	427 958	429 714
CHILE.....	-	25 815	25 815	31 737	-	241 901	241 901	299 570
ARGENT.....	-	5 860	5 860	16 137	-	242 840	242 840	319 840
DENMARK.....	-	1 831	1 831	2 244	-	106 680	106 936	113 870
U KING.....	-	11 493	11 493	12 053	-	112 357	112 357	131 684
NETHLDS.....	-	60 354	60 354	62 259	-	1 702 006	1 700 403	1 782 354
FRANCE.....	-	36 682	36 692	51 445	-	975 357	975 494	1 236 601

Table 2. Schedule A Commodity by Country of Origin, Customs, F.a.s., and C.i.f. Values—Continued

(See "Explanation of Statistics" for information on coverage, definitions of Customs, f.a.s., and c.i.f. values, sources of error in the data, OTH CTY (other countries), and other definitions and features of the import statistics. Shipments valued less than \$251 are shown only under Schedule A commodity number 990.0000 and excluded from all other commodities.)

Country of origin	Schedule A commodity number, description and unit of quantity							
	Current month				Cumulative, January to date			
	Net quantity	Value (dollars)			Net quantity	Value (dollars)		
Customs		F.a.s.	C.i.f.	Customs		F.a.s.	C.i.f.	
W GERM.....	-	4 178	4 178	4 388	-	315 355	306 365	315 065
SWITZLD.....	-	3 174	3 174	3 194	-	40 206	40 206	47 255
PORTUGL.....	-	-	-	-	-	51 645	51 645	59 421
ITALY.....	-	37 286	37 386	41 908	-	363 067	362 372	391 331
YUGOSLV.....	-	-	-	-	-	34 444	34 444	35 790
ISRAEL.....	-	-	-	-	-	274 680	274 672	283 758
INDIA.....	-	-	-	-	-	69 523	69 523	91 244
CHINA M.....	-	5 751	5 751	6 617	-	62 790	62 790	69 977
CHINA T.....	-	6 430	6 430	7 272	-	444 263	444 263	468 252
JAPAN.....	-	115 143	115 143	121 971	-	680 945	681 225	709 437
AUSTRAL.....	-	79 316	79 316	89 201	-	297 138	295 470	313 417
N ZEAL.....	-	-	-	-	-	74 756	74 759	86 251
TNZANIA.....	-	-	-	-	-	161 310	161 310	200 179
REP SAF.....	-	163 057	163 057	202 040	-	170 823	170 823	210 360
OTH CTY.....	-	24 146	24 146	25 787	-	180 795	180 680	200 187
TOTAL.....	-	1 063 052	1 065 184	1 164 075	-	8 892 279	8 889 458	9 681 216
2926110	TULIP BULBS							(NO)
NETHLDS.....	-	-	-	-	2 001 681	103 238	103 543	113 194
OTH CTY.....	-	-	-	-	119 008	6 535	6 088	6 408
TOTAL.....	-	-	-	-	2 120 689	109 773	109 631	119 602
2926120	HYACINTH BULBS							(NO)
NETHLDS.....	-	-	-	-	233 178	34 776	34 813	38 261
OTH CTY.....	-	-	-	-	19 000	1 749	1 749	1 954
TOTAL.....	-	-	-	-	252 178	36 525	36 562	40 215
2926130	NARCISSUS BULBS							(NO)
NETHLDS.....	-	-	-	-	569 701	54 965	55 078	61 278
OTH CTY.....	-	-	-	-	35 700	3 646	3 646	4 248
TOTAL.....	-	-	-	-	605 401	58 611	58 724	65 526
2926140	CROCUS CORMS							(NO)
OTH CTY.....	-	-	-	-	1 123 363	16 574	16 591	18 087
TOTAL.....	-	-	-	-	1 123 363	16 574	16 591	18 087
2926150	IRIS BULBS, IMPORTED FOR HORTICULTURAL PURPOSES							(NO)
NETHLDS.....	-	-	-	-	5 226 822	77 533	77 789	89 548
OTH CTY.....	-	-	-	-	377 051	6 205	6 246	7 538
TOTAL.....	-	-	-	-	5 603 873	83 738	84 035	97 086
2926160	BEGONIA TUBERS, IMPORTED FOR HORTICULTURAL PURPOSES							(NO)
NETHLDS.....	-	-	-	-	1 956 964	388 196	384 481	406 591
BELGIUM.....	36 000	1 260	1 310	1 789	4 321 761	749 679	741 127	797 483
OTH CTY.....	-	-	-	-	900	467	467	586
TOTAL.....	36 000	1 260	1 310	1 789	6 279 625	1 138 342	1 126 075	1 204 660
2926180	BULBS, ROOTS, ROOTSTOCKS, CLUMPS, CORMS, TUBERS, AND HERBACEOUS PERENNIALS, NES							(NO)
CANADA.....	69 436	32 368	33 301	33 301	1 603 528	1 429 470	1 270 932	1 270 952
NETHLDS.....	44 000	2 611	2 611	2 856	88 289 210	2 477 855	2 473 921	2 841 912
BELGIUM.....	5 954	3 748	3 748	4 900	6 205 888	723 865	720 469	778 762
W GERM.....	50 500	8 932	8 932	9 327	682 920	44 786	44 786	46 484
JAPAN.....	-	-	-	-	600 780	78 430	78 545	92 406
OTH CTY.....	16 767	8 373	8 073	8 680	773 864	58 121	55 587	64 999
TOTAL.....	186 657	56 032	56 665	59 064	98 156 190	4 812 527	4 644 240	5 095 515
2926900	PLANTS, LIVE, NSPF							(NO)
CANADA.....	-	85 874	86 747	86 747	-	1 175 274	1 171 041	1 172 505
MEXICO.....	-	18 375	18 889	19 308	-	129 591	133 106	135 640
GUATMAL.....	-	188 256	187 864	211 660	-	962 633	961 303	1 085 300
HONDURA.....	-	120 598	120 598	135 635	-	509 927	509 926	577 174
C RICA.....	-	36 537	36 537	45 851	-	134 870	135 039	171 436
JAMAICA.....	-	17 208	17 208	19 039	-	117 265	117 304	128 822
BRAZIL.....	-	10 443	10 443	11 245	-	58 188	58 191	69 802
DENMARK.....	-	53 872	53 872	66 363	-	191 474	191 237	234 456
U KING.....	-	253	253	283	-	30 250	30 250	33 237
NETHLDS.....	-	127 298	126 932	152 833	-	721 146	718 337	841 451
BELGIUM.....	-	22 878	22 878	30 476	-	48 749	48 747	65 501
CHINA T.....	-	-	-	-	-	89 653	89 653	91 752
JAPAN.....	-	141 573	141 573	176 742	-	576 864	575 797	726 846
OTH CTY.....	-	51 307	51 585	68 598	-	208 525	208 809	281 431
TOTAL.....	-	874 472	875 379	1 024 780	-	4 954 409	4 948 740	5 615 353
2927020	CHRISTMAS TREES, EVERGREEN, INCLUDING THOSE SUITABLE FOR PLANTING							(NO)
CANADA.....	3 506	7 280	8 020	8 020	162 388	228 776	252 618	253 079
OTH CTY.....	-	-	-	-	4 733	1 416	1 416	2 162
TOTAL.....	3 506	7 280	8 020	8 020	167 121	230 192	254 034	255 241
2927040	FLOWERS AND FOLIAGE, CUT, FOR ORNAMENTAL PURPOSES							(NO)
CANADA.....	-	28 342	29 521	29 737	-	137 867	138 641	142 740

Table 2. **Schedule A Commodity by Country of Origin, Customs, F.a.s., and C.i.f. Values—Continued**

(See "Explanation of Statistics" for information on coverage, definitions of Customs, f.a.s., and c.i.f. values, sources of error in the data, OTH CTY (other countries), and other definitions and features of the import statistics. Shipments valued less than \$251 are shown only under Schedule A commodity number 990.0000 and excluded from all other commodities.)

Country of origin	Schedule A commodity number, description and unit of quantity							
	Net quantity	Current month			Net quantity	Cumulative, January to date		
		Value (dollars)				Value (dollars)		
	Customs	F.a.s.	C.i.f.	Customs	F.a.s.	C.i.f.		
GUATMAL.....	-	24 841	24 061	28 557	-	279 033	231 881	287 084
C RICA.....	-	4 065	4 065	4 712	-	47 739	44 374	57 981
COLOMB.....	-	1 488 146	1 047 879	1 569 641	-	9 038 750	6 348 654	9 696 998
ECUADOR.....	-	51 172	51 172	71 463	-	375 618	369 617	516 704
BRAZIL.....	-	75 722	75 422	102 734	-	571 708	570 948	696 062
NETHLD.....	-	61 806	61 808	79 377	-	437 844	446 522	575 159
BELGIUM.....	-	39 385	39 397	41 531	-	87 533	87 559	93 424
FRANCE.....	-	4 672	4 672	5 464	-	35 408	35 408	43 311
W GERM.....	-	12 517	14 488	17 301	-	67 919	69 890	82 843
SPAIN.....	-	9 305	9 306	10 855	-	247 080	247 084	281 694
ITALY.....	-	114 477	115 343	139 687	-	1 059 315	1 062 806	1 307 171
ISRAEL.....	-	-	-	-	-	86 474	85 647	113 632
CHINA T.....	-	26 281	26 559	31 560	-	105 367	107 382	132 121
JAPAN.....	-	10 548	10 602	12 738	-	173 969	175 331	214 433
AUSTRAL.....	-	5 512	5 512	7 040	-	34 991	34 673	47 259
REP SAF.....	-	13 177	13 177	17 896	-	126 818	126 276	166 241
OTH CTY.....	-	13 536	12 929	17 355	-	113 470	110 478	144 354
TOTAL.....	-	1 983 504	1 545 913	2 187 648	-	13 026 903	10 293 171	14 599 211
2929120	OPIMUM						(CLB)	
TURKEY.....	-	-	-	-	3 968	600 000	600 000	632 932
INDIA.....	-	-	-	-	19 480	2 833 808	2 833 808	2 966 397
TOTAL.....	-	-	-	-	23 448	3 433 808	3 433 808	3 599 329
2929140	AGAR AGAR						(LB)	
MEXICO.....	8 955	53 000	53 000	53 000	28 859	182 378	182 378	182 396
CHILE.....	18 750	109 862	105 358	106 061	71 702	424 913	420 409	426 876
ARGENT.....	-	-	-	-	11 023	60 000	60 000	61 518
FRANCE.....	-	-	-	-	28 661	242 000	242 000	264 408
SPAIN.....	1 102	5 750	5 750	5 904	111 362	877 040	860 853	886 143
PORTUGL.....	5 511	29 308	29 308	29 959	62 826	362 016	362 016	369 270
JAPAN.....	9 793	60 783	60 783	63 113	71 052	412 649	412 683	425 918
MOROC.....	6 614	39 000	39 000	41 100	50 705	297 500	297 500	307 395
OTH CTY.....	2 030	8 704	8 704	9 487	5 049	20 459	20 459	22 315
TOTAL.....	52 755	306 407	301 903	308 624	441 239	2 878 955	2 858 298	2 946 239
2929160	SAPS & EXTRACTS, VEG, PECTIC SUBSTANCES, & MUCILAGES & THICKENERS FROM VEG PRODUCTS							
CANADA.....	-	73 391	75 421	75 449	-	457 629	465 795	465 904
MEXICO.....	-	81 936	82 894	86 967	-	512 520	524 451	554 217
GUATMAL.....	-	62 477	62 597	78 663	-	307 929	308 049	389 805
HONDURA.....	-	8 697	8 697	10 716	-	64 280	64 280	84 944
JAMAICA.....	-	3 673	4 077	4 505	-	65 228	65 632	73 840
DOM REP.....	-	105 942	105 951	133 084	-	508 377	507 994	651 502
PERU.....	-	150 436	150 436	160 942	-	441 473	441 473	483 158
CHILE.....	-	205 618	205 618	212 582	-	1 490 420	1 490 420	1 542 354
DENMARK.....	-	871 743	871 743	896 592	-	2 251 752	2 250 852	2 314 746
U KING.....	-	-	-	-	-	51 500	49 500	52 306
FRANCE.....	-	5 674	5 674	7 151	-	93 952	93 952	101 848
W GERM.....	-	2 726	2 726	3 122	-	100 947	100 947	104 926
SPAIN.....	-	-	-	-	-	123 843	123 843	130 169
ITALY.....	-	15 602	15 602	16 203	-	1 348 270	1 348 279	1 403 131
YUGOSLV.....	-	-	-	-	-	293 207	293 207	320 623
TURKEY.....	-	62 000	62 000	66 194	-	456 952	457 222	492 461
CYPRUS.....	-	2 343	2 343	3 670	-	69 340	70 794	110 293
IRAN.....	-	-	-	-	-	1 071 054	1 071 062	1 133 499
ISRAEL.....	-	-	-	-	-	350 473	933 438	973 002
CHINA M.....	-	937	937	1 117	-	110 366	110 427	116 126
KOR REP.....	-	-	-	-	-	44 057	44 057	46 966
CHINA T.....	-	16 987	16 987	18 165	-	33 739	33 739	36 985
JAPAN.....	-	2 273	2 273	2 360	-	75 401	75 401	82 798
NIGERIA.....	-	28 034	28 034	48 083	-	69 400	69 400	119 978
REP SAF.....	-	57 335	57 335	60 722	-	57 335	57 335	60 722
OTH CTY.....	-	50 886	50 886	69 606	-	194 250	194 079	230 427
TOTAL.....	-	1 808 710	1 812 231	1 955 893	-	10 643 694	11 245 628	12 076 730
2929200	FIBERS, CRIN VEGETAL AND KAPOK, INCLUDE RAW, WASTES, ADVANCED WASTES & FIBER BLENDS							
THAILND.....	-	64 233	64 233	90 871	-	1 503 864	1 503 861	2 009 355
INDNSIA.....	-	-	-	-	-	66 252	66 252	96 677
OTH CTY.....	-	-	-	-	-	13 727	13 727	17 508
TOTAL.....	-	64 233	64 233	90 871	-	1 583 843	1 583 840	2 123 540
2929320	ISTLE FIBER, CRUDE OR PROCESSED							
MEXICO.....	-	707 337	679 826	679 826	-	2 273 857	2 092 216	2 092 216
OTH CTY.....	-	2 796	2 796	3 108	-	4 263	4 379	4 691
TOTAL.....	-	710 133	682 622	682 934	-	2 278 120	2 096 595	2 096 907
2929330	BROOMCORN						(STN)	
MEXICO.....	848	1 069 586	1 074 718	1 074 712	3 456	3 937 973	3 956 326	3 956 320
ARGENT.....	-	-	-	-	514	315 536	315 536	396 255
HUNGARY.....	-	-	-	-	156	90 858	90 858	115 651
YUGOSLV.....	-	-	-	-	30	35 000	35 000	39 668
OTH CTY.....	-	-	-	-	22	26 210	26 210	29 794
TOTAL.....	848	1 069 586	1 074 718	1 074 712	4 178	4 405 577	4 423 930	4 537 688

Table 2. Schedule A Commodity by Country of Origin, Customs, F.a.s., and C.i.f. Values—Continued

(See "Explanation of Statistics" for information on coverage, definitions of Customs, f.a.s., and c.i.f. values, sources of error in the data, OTH CTY (other countries), and other definitions and features of the import statistics. Shipments valued less than \$251 are shown only under Schedule A commodity number 990.0000 and excluded from all other commodities.)

Country of origin	Schedule A commodity number, description and unit of quantity							
	Current month				Cumulative, January to date			
	Net quantity	Value (dollars)			Net quantity	Value (dollars)		
		Customs	F.a.s.	C.i.f.		Customs	F.a.s.	C.i.f.
2929340	STRAW AND OTHER FIBROUS VEGETABLE SUBSTANCES, PROCESSED, NES							(LB)
MEXICO.....	1 140 969	213 410	214 727	214 737	7 020 638	1 213 446	1 220 961	1 220 971
BELGIUM.....	23 369	10 421	10 421	11 512	87 825	37 676	37 676	41 637
INDIA.....	162 063	33 702	33 702	44 962	1 065 832	191 723	191 762	265 224
SIER LN.....	-	-	-	-	250 596	82 180	82 180	92 380
OTH CTY.....	61 539	12 474	12 474	15 342	175 556	70 448	70 448	80 901
TOTAL.....	1 387 940	270 007	271 324	286 553	8 600 447	1 595 473	1 603 027	1 701 113
2929900	SEAWEEEDS, NES, GUAR SEEDS AND TEASELS, AND OTHER MARINE PLANTS PREP FOR USE AS HUMAN FOOD							(LB)
CANADA.....	43 386	22 031	22 441	22 441	1 089 182	279 863	291 339	293 800
MEXICO.....	7 166 357	70 088	70 088	70 088	28 499 345	256 121	256 121	256 218
CHILE.....	479 683	60 815	60 815	82 939	5 984 422	1 208 749	1 208 809	1 441 092
NORWAY.....	79 000	6 628	6 628	9 811	283 546	28 789	31 527	43 522
U KING.....	-	-	-	-	116 609	85 634	85 634	91 644
FRANCE.....	2 264	8 113	8 113	10 035	226 667	110 949	93 472	109 016
PORTUGL.....	85 980	56 550	56 550	61 687	660 278	316 950	316 950	353 803
SINGAPR.....	61 711	7 558	7 558	10 735	729 643	128 154	128 154	146 198
INDNSIA.....	8 929	2 916	2 916	3 977	210 587	43 112	43 112	56 721
PHIL R.....	487 857	111 908	111 908	131 861	1 865 267	478 784	478 784	558 171
KOR REP.....	5 645	14 825	14 825	16 695	285 456	171 168	171 169	201 065
HG KONG.....	110 486	21 072	21 072	25 546	356 350	97 658	97 749	118 440
JAPAN.....	103 262	131 429	131 533	144 247	521 508	624 314	626 797	695 725
MOROC.....	72 699	28 991	28 991	33 860	183 622	75 945	75 945	85 068
REP SAF.....	202 633	18 983	18 983	37 215	1 210 370	104 618	104 618	195 857
OTH CTY.....	-	-	-	-	216 047	51 527	51 891	61 686
TOTAL.....	8 909 892	561 907	562 421	661 137	42 438 899	4 062 335	4 062 071	4 708 026

Table 2. Schedule A Commodity by Country of Origin, Customs, F.a.s., and C.i.f. Values—Continued

(See "Explanation of Statistics" for information on coverage, definitions of Customs, f.a.s., and c.i.f. values, sources of error in the data, OTH CTY (other countries), and other definitions and features of the import statistics. Shipments valued less than \$251 are shown only under Schedule A commodity number 990.0000 and excluded from all other commodities.)

Country of origin	Schedule A commodity number, description and unit of quantity							
	Current month				Cumulative, January to date			
	Net quantity	Value (dollars)			Net quantity	Value (dollars)		
Customs		F.a.s.	C.i.f.	Customs		F.a.s.	C.i.f.	
3214000	BITUMINOUS COAL							(STN)
CANADA.....	92	1 892	2 292	2 292	122 056	4 769 091	4 806 932	5 260 309
W GERM.....	-	-	-	-	88 257	5 062 342	5 062 342	5 527 543
POLAND.....	33 461	449 244	449 244	705 529	171 703	2 581 297	2 581 297	3 901 115
AUSTRAL.....	-	-	-	-	71 889	1 335 547	1 335 547	2 289 144
REP SAF.....	-	-	-	-	94 038	1 348 713	1 348 713	2 416 351
TOTAL.....	33 553	451 136	451 536	707 821	547 943	15 096 990	15 134 831	19 394 462
3217000	PEAT MOSS AND PEAT MOSS FERTILIZER							
CANADA.....	-	1 922 261	2 075 772	2 107 552	-	14 652 839	15 854 983	16 064 414
W GERM.....	-	55 558	55 558	111 830	-	263 292	283 193	569 437
OTH CTY.....	-	-	-	-	-	388	388	552
TOTAL.....	-	1 977 819	2 131 330	2 219 382	-	14 936 519	16 138 564	16 634 403
3218000	COKE OF COAL, SUITABLE FOR USE AS FUEL							(STN)
CANADA.....	11 100	889 887	934 098	934 098	88 914	6 165 289	6 484 200	6 527 673
SWEDEN.....	-	-	-	-	3 708	384 185	384 185	408 909
U KING.....	-	-	-	-	41 097	2 284 843	2 284 843	2 712 476
NETHLDs.....	-	-	-	-	99 706	10 110 174	10 110 174	10 744 161
BELGIUM.....	-	-	-	-	3 504	369 019	369 019	387 043
W GERM.....	48 691	5 655 179	5 626 348	6 239 826	1 194 416	100 060 803	100 105 695	110 590 633
USSR.....	-	-	-	-	16 177	1 423 831	1 423 831	1 576 676
ITALY.....	-	-	-	-	42 890	5 005 077	5 005 078	5 533 816
JAPAN.....	-	-	-	-	9 071	721 975	721 975	753 899
REP SAF.....	11 325	331 455	331 455	635 180	47 572	1 908 478	1 908 478	2 981 583
TOTAL.....	71 116	6 876 521	6 891 901	7 809 104	1 547 055	128 433 674	128 797 478	142 216 869
3219000	COAL, COKE OR OTHER CARBONACEOUS MATERIAL FUEL COMPOSITIONS AND COAL, NES, INCL LIGNITE							(STN)
CANADA.....	5 744	96 688	134 742	134 742	32 542	642 210	895 745	895 745
FRANCE.....	-	-	-	-	1 821	300 362	300 362	417 734
REP SAF.....	-	-	-	-	64 897	1 067 116	1 067 116	2 321 733
OTH CTY.....	-	-	-	-	112	10 704	10 704	11 082
TOTAL.....	5 744	96 688	134 742	134 742	99 372	2 020 392	2 273 927	3 646 294
3310120	CRUDE PETROLEUM, INCL RECONSTITUTED, AND CRUDE SHALE OIL, TESTING UNDER 25 DEGREES API							(BBL)
CANADA.....	1 310 685	14 351 206	14 639 704	14 678 842	7 790 231	88 481 604	89 947 346	90 177 237
MEXICO.....	150 000	1 425 000	1 425 000	1 482 000	150 000	1 425 000	1 425 000	1 482 000
TRINID.....	-	-	-	-	634 338	6 761 313	6 761 313	6 989 137
VENEZ.....	4 306 134	44 337 626	44 337 626	47 242 691	34 669 941	360 688 492	360 688 494	379 662 667
IRAN.....	-	-	-	-	321 826	3 124 850	3 124 850	3 566 939
KUWAIT.....	178 197	1 749 360	1 749 360	1 989 926	978 197	9 689 560	9 689 560	11 011 826
S ARAB.....	564 478	5 557 845	5 557 845	6 440 455	10 418 020	107 206 664	107 206 664	124 207 869
GABON.....	-	-	-	-	175 917	1 864 720	1 864 720	2 087 792
CO BRAZ.....	-	-	-	-	764 955	8 688 429	8 688 429	9 349 789
OTH CTY.....	-	-	-	-	2 172	23 691	23 691	26 477
TOTAL.....	6 509 494	67 421 037	67 709 535	71 833 914	55 905 597	587 954 323	589 420 067	628 561 733
3310140	CRUDE PETROLEUM, INCL RECONSTITUTED, AND CRUDE SHALE OIL, TESTING 25 DEGREES API OR MORE							(BBL)
CANADA.....	13 065 976	154 642 330	156 526 659	156 533 159	99 260 705	1 203 179 274	1 218 931 075	1 217 721 408
MEXICO.....	2 129 899	24 493 716	24 618 806	25 350 560	10 786 000	123 086 667	123 400 522	127 948 418
TRINID.....	3 223 789	37 861 394	37 861 394	39 858 572	20 336 011	248 420 469	248 422 469	261 056 164
COLOMB.....	-	-	-	-	10 993	123 122	123 122	125 431
VENEZ.....	3 921 711	45 160 544	45 160 543	46 792 707	48 865 242	563 692 378	563 608 526	586 341 004
ECUADOR.....	1 292 838	14 177 506	14 177 506	15 029 567	10 640 711	120 972 918	120 960 043	129 519 119
BOLIVIA.....	-	-	-	-	1 116 688	13 684 756	13 684 756	14 664 242
NORWAY.....	481 930	5 614 485	5 614 485	5 903 643	1 314 514	15 314 088	15 314 088	16 025 716
IRAQ.....	-	-	-	-	214 133	2 184 157	2 184 157	2 830 839
IRAN.....	7 622 448	84 044 774	84 276 728	96 343 494	62 234 612	679 602 056	680 534 056	772 314 889
KUWAIT.....	379 381	3 922 800	3 922 800	4 563 954	579 862	6 001 788	6 001 788	8 959 702
S ARAB.....	8 019 879	84 454 910	84 454 431	97 261 713	95 942 776	1 029 376 903	1 030 677 102	1 168 272 165
QATAR.....	-	-	-	-	2 106 905	24 726 680	24 726 680	28 743 715
ARAB EM.....	3 058 725	34 722 555	34 722 555	41 580 910	22 490 460	254 743 488	255 055 131	296 058 017
INDNSIA.....	7 224 594	89 272 606	89 272 606	99 622 695	61 583 040	774 286 988	774 255 709	846 137 499
SO ASIA.....	-	-	-	-	294 150	3 553 332	3 553 332	3 882 780
ALGERIA.....	7 751 725	89 885 105	89 885 105	95 374 619	55 716 903	667 375 431	667 427 998	710 326 988
TUNISIA.....	370 432	4 015 483	4 015 483	4 307 151	1 490 215	16 970 456	16 972 663	18 477 319
LIBYA.....	2 738 654	30 718 707	30 719 707	33 151 750	23 442 014	272 408 731	272 309 731	291 137 418
NIGERIA.....	10 738 278	123 503 305	123 546 678	133 762 399	135 648 107	1 626 904 548	1 627 295 101	1 742 901 032
GABON.....	1 505 038	16 801 888	16 801 888	17 964 880	7 453 792	83 048 947	83 044 447	88 994 912
ANGOLA.....	1 037 712	11 197 682	11 197 682	12 257 782	14 316 015	165 429 978	165 429 998	176 601 537
TOTAL.....	74 563 009	854 489 790	856 775 056	925 659 555	675 843 848	7 895 087 155	7 913 912 494	8 507 040 314
3310210	FUEL OIL TESTING UNDER 25 DEGREES API, TO BE FURTHER REFINED							(BBL)
BAHAMAS.....	-	-	-	-	59 216	634 499	634 499	648 237
VENEZ.....	125 166	1 264 179	1 264 179	1 316 749	320 733	3 279 048	3 279 048	3 423 212
EGYPT.....	-	-	-	-	6 922	85 554	85 554	97 252
TOTAL.....	125 166	1 264 179	1 264 179	1 316 749	386 871	3 999 101	3 999 101	4 168 701
3310220	FUEL OIL TESTING 25 DEGREES API OR MORE, TO BE FURTHER REFINED							(BBL)
MEXICO.....	-	-	-	-	108 054	1 270 719	1 270 719	1 293 266
BAHAMAS.....	294 080	3 637 763	3 637 763	3 720 105	391 342	4 817 644	4 817 644	4 930 229
VENEZ.....	-	-	-	-	27 353	338 476	338 476	365 189
S ARAB.....	-	-	-	-	31 937	359 291	359 291	401 448
TOTAL.....	294 080	3 637 763	3 637 763	3 720 105	558 686	6 786 130	6 786 130	6 990 132

Table 2. Schedule A Commodity by Country of Origin, Customs, F.a.s., and C.i.f. Values—Continued

(See "Explanation of Statistics" for information on coverage, definitions of Customs, f.a.s., and c.i.f. values, sources of error in the data, OTH CTY (other countries), and other definitions and features of the import statistics. Shipments valued less than \$251 are shown only under Schedule A commodity number 990.0000 and excluded from all other commodities.)

Country of origin	Schedule A commodity number, description and unit of quantity							
	Current month				Cumulative, January to date			
	Net quantity	Value (dollars)			Net quantity	Value (dollars)		
Customs		F.a.s.	C.i.f.	Customs		F.a.s.	C.i.f.	
3310230	NAPHTHAS DERIVED FROM PETROLEUM, SHALE OIL, NATURAL GAS, ETC., TO BE FURTHER REFINED							(BBL)
CANADA.....	438 881	5 003 773	5 075 523	5 108 377	4 091 486	49 225 601	49 864 745	50 068 380
PANAMA.....	-	-	-	-	432 143	5 434 670	5 434 670	5 615 734
BAHAMAS.....	205 310	2 414 446	2 414 446	2 476 310	5 557 793	64 128 025	64 128 025	66 132 726
TRINID.....	295 330	3 638 344	3 638 344	3 825 112	2 069 095	25 862 385	25 862 385	26 941 495
N ANTIL.....	172 889	2 033 170	2 033 170	2 149 351	3 799 950	47 041 357	47 041 363	48 722 376
VENEZ.....	321 928	3 690 448	3 690 448	3 838 064	8 139 905	97 208 714	97 208 804	100 849 775
NETHLDs.....	-	-	-	-	103 890	1 239 593	1 239 593	1 298 267
USSR.....	177 186	2 172 880	2 172 880	2 389 353	672 928	7 710 120	7 710 120	8 775 527
ITALY.....	279 714	2 339 792	2 339 792	3 344 579	444 095	4 074 559	4 074 559	5 399 341
YUGOSLV.....	-	-	-	-	305 327	3 001 372	3 001 372	3 326 909
ROMANIA.....	-	-	-	-	175 351	1 742 989	1 742 989	1 965 069
IRAN.....	-	-	-	-	274 043	2 889 157	2 889 157	3 425 540
S ARAB.....	239 979	2 609 008	2 609 008	2 897 605	1 234 700	13 439 185	13 439 185	15 434 656
OMAN.....	37 027	450 992	450 992	508 643	79 159	943 089	943 089	1 066 277
BAHRAIN.....	177 863	1 913 806	1 913 806	2 139 226	177 863	1 913 806	1 913 806	2 139 226
SINGAPR.....	-	-	-	-	190 077	2 235 306	2 235 306	2 476 468
INDNSIA.....	-	-	-	-	66 222	778 593	778 593	983 137
SO ASIA.....	-	-	-	-	333 384	3 842 245	3 842 245	4 183 774
ALGERIA.....	-	-	-	-	692 439	6 718 893	6 718 893	7 595 649
NIGERIA.....	12 970	160 393	160 393	189 251	29 402	350 875	350 875	416 275
TOTAL.....	2 359 077	26 427 052	26 498 802	28 865 871	28 869 252	339 780 534	340 419 774	356 816 601
3310240	LIQUID DERIVATIVES OF PETROLEUM, TO BE FURTHER REFINED							(BBL)
CANADA.....	1 194 480	14 517 258	14 725 161	14 725 161	7 609 283	80 042 055	80 750 371	80 750 435
BAHAMAS.....	-	-	-	-	44 370	560 564	560 564	573 614
TRINID.....	-	-	-	-	84 744	2 272 990	2 272 990	2 388 548
N ANTIL.....	-	-	-	-	8 082	90 353	90 353	95 364
VENEZ.....	-	-	-	-	25 024	248 738	248 738	256 007
OTH CTY.....	-	-	-	-	891	4 771	4 771	5 848
TOTAL.....	1 194 480	14 517 258	14 725 161	14 725 161	7 772 394	83 219 471	83 927 787	84 069 816
3321000	GASOLINE AND MOTOR FUELS, NES							(BBL)
CANADA.....	873 040	10 221 406	10 277 193	10 692 383	1 972 246	22 716 193	22 785 045	23 668 007
PANAMA.....	-	-	-	-	251 638	3 688 209	3 646 266	3 807 728
BAHAMAS.....	-	-	-	-	53 476	647 862	647 862	661 766
TRINID.....	-	-	-	-	1 724 421	23 683 238	23 683 238	24 573 961
N ANTIL.....	-	-	-	-	770 447	10 139 318	10 139 318	10 508 275
VENEZ.....	164 749	1 937 448	1 937 448	1 998 948	877 185	11 220 834	11 220 834	11 620 868
FINLAND.....	-	-	-	-	163 240	2 022 257	2 022 257	2 181 137
NETHLDs.....	-	-	-	-	294 692	3 073 016	3 073 016	3 358 137
BELGIUM.....	-	-	-	-	346 973	3 730 254	3 730 254	4 077 059
ITALY.....	-	-	-	-	130 648	1 413 549	1 413 549	1 548 165
ROMANIA.....	-	-	-	-	223 695	2 489 721	2 489 721	2 718 241
TURKEY.....	-	-	-	-	271 451	3 036 278	3 036 278	3 247 812
S ARAB.....	15 435	200 318	200 318	224 349	15 435	200 318	200 318	224 349
OMAN.....	-	-	-	-	18 831	289 604	289 604	318 379
BAHRAIN.....	408 931	6 440 663	6 440 663	7 043 007	408 931	6 440 663	6 440 663	7 043 007
INDNSIA.....	-	-	-	-	124 772	1 761 355	1 761 355	1 962 677
SO ASIA.....	31 708	472 773	472 773	504 672	112 178	1 560 599	1 560 599	1 698 815
NIGERIA.....	17 500	223 825	223 825	247 800	17 500	223 825	223 825	247 800
BURUNDI.....	7 500	95 925	95 925	106 200	7 500	95 925	95 925	106 200
OTH CTY.....	-	-	-	-	667	9 803	9 803	10 485
TOTAL.....	1 518 863	19 592 358	19 648 145	20 817 359	7 785 926	98 442 821	98 469 730	103 582 868
3322020	JET FUEL							(BBL)
CANADA.....	83 747	823 275	823 824	829 879	363 565	4 817 860	4 818 409	5 041 286
PANAMA.....	34 926	526 619	526 619	538 058	484 375	7 258 909	7 258 909	7 493 678
BAHAMAS.....	610 270	8 020 860	8 020 860	8 621 134	3 198 362	42 196 529	42 196 529	45 369 135
TRINID.....	262 596	3 962 087	3 962 087	4 117 303	1 826 828	26 455 087	26 355 137	28 095 664
N ANTIL.....	321 655	4 297 837	4 297 360	4 629 256	4 708 913	65 230 282	65 227 814	67 665 152
VENEZ.....	-	-	-	-	2 709 429	38 542 775	38 542 775	42 394 902
U KING.....	-	-	-	-	50 000	630 385	630 385	666 320
ITALY.....	-	-	-	-	508 835	6 436 061	6 436 061	6 874 371
S ARAB.....	69 268	1 035 695	1 035 695	1 195 663	69 268	1 035 695	1 035 695	1 195 663
BAHRAIN.....	221 020	3 304 691	3 304 691	3 688 778	1 386 081	18 968 296	19 232 984	22 997 307
MALAYSIA.....	-	-	-	-	214 449	3 611 542	3 611 542	3 905 338
SINGAPR.....	636 953	9 508 080	9 508 080	10 318 395	1 989 005	30 372 867	30 372 867	33 069 731
SO ASIA.....	25 000	376 750	376 750	388 500	201 054	3 090 855	3 090 855	3 435 582
AUSTRAL.....	-	-	-	-	145 900	2 675 514	2 675 514	2 875 397
NEW GUI.....	-	-	-	-	45 574	564 667	564 667	611 317
NIGERIA.....	5 548	94 186	94 186	106 530	5 548	94 186	94 186	106 530
TOTAL.....	2 270 983	31 950 080	31 950 152	34 433 496	17 907 186	251 981 510	252 144 329	271 797 373
3322040	KEROSENE DERIVED FROM PETROLEUM, SHALE OIL, OR BOTH, EXCEPT MOTOR FUEL							(BBL)
CANADA.....	430	4 288	4 464	4 464	25 699	284 317	303 994	303 994
KOR REP.....	-	-	-	-	78 650	44 491	44 378	48 620
OTH CTY.....	-	-	-	-	65	2 785	2 785	4 865
TOTAL.....	430	4 288	4 464	4 464	104 414	331 593	351 157	357 479
3323020	FUEL OIL TESTING UNDER 25 DEG API, NES, WITH SAYBOLT UNIV VISC AT 100 DEG F UND 145 SEC							(BBL)
CANADA.....	415 311	5 063 684	5 127 800	5 127 800	828 404	9 883 750	10 000 652	10 003 231
PANAMA.....	-	-	-	-	54 937	573 665	573 665	600 463
TRINID.....	-	-	-	-	97 338	997 716	997 716	1 051 096

Table 2. Schedule A Commodity by Country of Origin,
Customs, F.a.s., and C.i.f. Values—Continued

(See "Explanation of Statistics" for information on coverage, definitions of Customs, f.a.s., and c.i.f. values, sources of error in the data, OTH CTY (other countries), and other definitions and features of the import statistics. Shipments valued less than \$251 are shown only under Schedule A commodity number 990.000 and excluded from all other commodities.)

Country of origin	Schedule A commodity number, description and unit of quantity							
	Current month				Cumulative, January to date			
	Net quantity	Value (dollars)			Net quantity	Value (dollars)		
Customs		F.a.s.	C.i.f.	Customs		F.a.s.	C.i.f.	
N ANTIL.....	11 000	143 000	143 000	154 000	171 475	1 778 361	1 778 361	1 890 947
VENEZ.....	310 743	3 275 231	3 275 231	3 439 925	504 888	6 157 620	6 157 759	8 554 014
ROMANIA.....	-	-	-	-	219 381	2 318 857	2 318 857	2 494 274
OMAN.....	8 364	111 257	111 257	124 280	463 284	4 732 157	4 732 157	5 350 760
INDNSIA.....	-	-	-	-	20 930	278 402	278 402	312 553
SO ASIA.....	-	-	-	-	49 063	642 714	642 714	692 470
NIGERIA.....	-	-	-	-	44 452	592 826	592 826	691 376
OTH CTY.....	2 709	29 799	29 799	29 799	2 709	29 799	29 799	29 799
TOTAL.....	748 127	8 622 971	8 687 087	8 875 804	2 456 861	27 985 867	28 102 908	29 670 983
3323040	FUEL OIL TESTING 25 DEG API OR MORE, NES, WITH SAYBOLT UNIV VISC AT 100 DEG F UND 145 SEC (BBL)							
CANADA.....	254 452	2 165 743	2 168 139	2 390 224	1 791 515	18 006 240	18 345 327	19 188 245
MEXICO.....	205 474	2 365 003	2 365 003	2 416 372	444 711	5 268 471	5 268 471	5 462 126
PANAMA.....	-	-	-	-	101 681	1 342 840	1 342 840	1 383 708
BAHAMAS.....	-	-	-	-	542 262	7 451 166	7 451 166	7 637 612
TRINID.....	74 266	973 186	973 186	1 021 712	2 257 444	30 185 893	30 085 893	31 280 826
N ANTIL.....	86 047	1 168 146	1 168 046	1 207 546	4 403 510	57 537 349	57 537 094	60 042 859
VENEZ.....	405 637	4 923 135	4 923 135	5 145 311	6 524 227	80 471 946	80 471 946	84 644 459
BRAZIL.....	-	-	-	-	148 308	1 487 529	1 487 529	1 628 422
U KING.....	-	-	-	-	377 126	5 166 612	5 166 612	5 497 698
NETHLDs.....	-	-	-	-	1 767 238	22 016 289	22 016 289	23 469 182
BELGIUM.....	-	-	-	-	199 961	2 258 022	2 258 022	2 445 156
FRANCE.....	-	-	-	-	87 517	1 083 171	1 083 171	1 140 211
W GERM.....	-	-	-	-	327 934	3 964 885	3 964 885	4 193 132
USSR.....	-	-	-	-	1 893 254	21 793 834	21 793 834	23 720 120
SPAIN.....	-	-	-	-	142 541	1 679 272	1 679 272	1 722 248
ITALY.....	-	-	-	-	1 669 470	19 261 994	19 261 994	20 626 507
KUWAIT.....	700	7 700	7 700	7 700	1 390 553	15 353 279	15 353 279	17 360 365
OMAN.....	79 598	1 015 641	1 015 641	1 139 575	155 312	2 106 933	2 106 933	2 346 993
BAHRAIN.....	-	-	-	-	360 728	4 746 930	4 746 930	5 460 393
INDNSIA.....	-	-	-	-	95 922	1 301 906	1 301 906	1 576 846
SO ASIA.....	-	-	-	-	213 085	2 982 328	2 982 328	3 199 718
NIGERIA.....	-	-	-	-	64 591	926 329	926 329	1 070 045
TOTAL.....	1 106 174	12 618 554	12 620 850	13 328 440	24 958 890	306 393 218	306 632 050	325 096 871
3324020	FUEL OIL TESTING UNDER 25 DEG API, NES, WITH SAYBOLT UNIV VISC 100 DEG F 145 SEC OR MORE (BBL)							
CANADA.....	230 108	2 463 398	2 480 019	2 533 034	2 551 201	26 653 914	26 798 884	27 705 347
MEXICO.....	124 805	1 190 809	1 190 809	1 216 851	1 114 508	10 638 325	10 639 094	10 898 397
HONDURA.....	-	-	-	-	155 185	1 625 631	1 630 631	1 748 801
PANAMA.....	250 580	2 597 293	2 597 293	2 714 938	948 699	9 877 358	9 877 358	10 343 762
BAHAMAS.....	1 956 534	23 818 974	23 818 974	25 037 534	13 024 376	150 713 900	150 713 900	157 241 918
TRINID.....	1 278 040	13 324 899	13 324 899	14 050 910	4 846 359	50 521 119	50 521 119	53 217 435
N ANTIL.....	5 096 125	55 094 497	55 094 497	57 262 186	40 428 997	435 039 036	435 038 637	457 014 111
COLOMB.....	189 251	1 854 650	1 854 650	1 922 969	2 167 525	21 975 043	21 975 620	23 009 656
VENEZ.....	6 895 372	70 855 220	70 856 761	75 239 822	59 726 447	619 298 339	619 443 068	653 795 714
PERU.....	-	-	-	-	1 270 656	15 945 369	15 945 369	19 182 562
BRAZIL.....	127 704	1 441 523	1 441 523	1 557 989	741 249	8 407 122	8 407 122	9 024 522
NORWAY.....	-	-	-	-	132 217	1 431 908	1 431 908	1 528 426
U KING.....	-	-	-	-	179 199	1 895 929	1 895 930	2 030 330
NETHLDs.....	-	-	-	-	5 473	50 505	50 505	55 182
FRANCE.....	-	-	-	-	224 837	2 473 210	2 473 210	2 653 080
USSR.....	114 257	1 209 510	1 209 510	1 316 911	1 329 557	15 385 882	15 385 882	16 663 341
ITALY.....	-	-	-	-	898 146	10 713 549	10 713 549	12 587 660
ROMANIA.....	165 406	1 673 578	1 673 578	1 838 157	521 283	5 459 202	5 459 202	5 946 422
IRAN.....	-	-	-	-	5 225	68 485	68 485	74 291
S ARAB.....	-	-	-	-	15 000	200 718	200 718	224 073
OMAN.....	8 510	113 880	113 880	127 131	254 355	2 173 084	2 173 084	2 447 865
SINGAPR.....	-	-	-	-	432 913	5 260 182	5 260 182	5 905 341
INDNSIA.....	15 444	181 887	181 887	205 716	1 354 900	17 444 991	17 444 996	21 412 494
SO ASIA.....	-	-	-	-	292 885	4 162 847	4 162 847	4 636 734
JAPAN.....	-	-	-	-	261 996	2 853 596	2 853 596	3 019 596
AUSTRAL.....	-	-	-	-	126 346	1 163 647	1 163 647	1 560 373
ALGERIA.....	120 051	1 433 414	1 433 414	1 500 643	586 092	6 856 611	6 856 611	7 435 152
LIBYA.....	203 159	2 408 501	2 408 501	2 558 774	413 491	4 770 529	4 770 529	5 269 953
GHANA.....	-	-	-	-	1 152 219	12 031 268	12 031 268	13 384 907
NIGERIA.....	114 425	1 131 660	1 131 660	1 287 278	1 177 334	13 529 350	13 529 350	14 946 492
ANGOLA.....	-	-	-	-	1 048 757	11 624 429	11 624 429	13 000 775
BURUNDI.....	-	-	-	-	282 105	3 455 016	3 454 956	3 740 672
OTH CTY.....	7	303	303	425	7	303	303	425
TOTAL.....	16 889 778	180 793 996	180 812 158	190 370 827	137 669 539	1 473 700 397	1 473 995 989	1 561 705 809
3324040	FUEL OIL TESTING 25 DEG API & OVER, NES, WITH SAYBOLT UNIV VISC 100 DEG F 145 SEC OR MORE (BBL)							
CANADA.....	-	-	-	-	272 255	2 805 094	2 814 780	2 874 556
MEXICO.....	-	-	-	-	221 580	2 605 777	2 605 777	2 656 583
PANAMA.....	-	-	-	-	248 508	3 361 094	3 361 094	3 478 461
BAHAMAS.....	1 855 412	23 836 996	23 882 569	25 203 851	13 920 131	189 199 849	189 245 423	197 777 803
TRINID.....	995 430	12 666 061	12 666 061	13 146 188	5 678 164	72 594 930	72 594 930	75 139 182
N ANTIL.....	461 633	5 987 115	5 987 115	6 203 897	11 855 477	153 093 945	153 093 944	159 263 566
VENEZ.....	135 220	1 427 918	1 427 918	1 491 471	4 288 632	53 099 357	53 289 357	56 295 062
ECUADOR.....	753 312	8 655 555	8 655 555	9 229 202	753 312	8 655 555	8 655 555	9 229 202
PERU.....	-	-	-	-	127 066	1 533 667	1 533 667	1 613 737
BRAZIL.....	-	-	-	-	697 324	7 867 622	7 867 622	8 417 876
U KING.....	-	-	-	-	474 699	5 364 475	5 364 475	5 582 763
NETHLDs.....	-	-	-	-	350 705	4 162 928	4 162 928	4 617 770
BELGIUM.....	-	-	-	-	16 000	182 706	182 706	189 373
ITALY.....	195 199	2 295 540	2 295 540	2 423 007	1 088 026	12 754 182	12 754 178	13 648 336
ROMANIA.....	-	-	-	-	222 490	2 233 800	2 233 800	2 402 959

Table 2. Schedule A Commodity by Country of Origin, Customs, F.a.s., and C.i.f. Values—Continued

(See "Explanation of Statistics" for information on coverage, definitions of Customs, f.a.s., and c.i.f. values, sources of error in the data, OTH CTY (other countries), and other definitions and features of the import statistics. Shipments valued less than \$251 are shown only under Schedule A commodity number 990.0000 and excluded from all other commodities.)

Country of origin	Schedule A commodity number, description and unit of quantity						
	Current month			Cumulative, January to date			
	Net quantity	Value (dollars)			Net quantity	Value (dollars)	
Customs		F.a.s.	C.i.f.	Customs		F.a.s.	C.i.f.
IRAN.....	-	-	-	200 000	2 130 000	2 130 000	2 470 000
KUWAIT.....	93 265	1 055 293	1 055 293	762 321	8 429 752	8 429 752	9 452 412
BAHRAIN.....	69 120	861 927	861 927	69 120	861 927	861 927	1 036 939
SINGAPR.....	-	-	-	327 184	4 286 110	4 286 110	4 940 478
INDNSIA.....	841 228	8 977 732	8 977 732	1 283 835	14 234 580	14 234 580	16 625 851
AUSTRAL.....	225 807	2 750 330	2 750 330	933 925	11 240 139	11 240 139	12 410 398
ALGERIA.....	246 730	2 897 411	2 897 411	2 655 588	32 092 016	32 092 016	33 422 706
NIGERIA.....	-	-	-	50 000	601 500	601 500	625 500
ANGOLA.....	-	-	-	525 110	6 096 527	6 096 527	6 345 498
OTH CTY.....	-	-	-	2 058	20 298	20 298	20 298
TOTAL.....	5 872 356	71 411 878	71 457 451	47 023 510	599 507 830	599 753 085	630 537 409
3325000	LUBRICATING OILS AND GREASES, DERIVED FROM PETROLEUM, SHALE OIL, OR BOTH						
CANADA.....	-	15 264	15 773	-	123 763	130 256	130 425
VENEZ.....	-	77 865	77 865	-	77 865	77 865	99 506
SWEDEN.....	-	8 866	8 866	-	47 055	47 119	49 273
U KING.....	-	12 920	12 958	-	56 082	56 214	65 620
NETHLD.....	-	1 127	1 127	-	37 718	38 073	53 923
BELGIUM.....	-	-	-	-	50 483	50 483	54 144
FRANCE.....	-	65 831	68 911	-	201 092	204 574	238 509
W GERM.....	-	7 782	7 782	-	792 280	978 913	1 008 042
SWITZLD.....	-	3 787	3 787	-	60 466	60 471	61 317
OTH CTY.....	-	6 125	6 125	-	62 823	59 435	69 016
TOTAL.....	-	199 567	203 194	-	1 509 627	1 703 403	1 829 775
3326220	WAX, MONTAN, PARAFFIN AND OTHER PETROLEUM WAX						(LB)
CANADA.....	1 698 160	154 180	159 646	159 646	7 234 505	671 901	701 408
MEXICO.....	-	-	-	-	1 575 220	195 067	195 506
COLOMB.....	-	-	-	-	698 534	75 741	96 022
U KING.....	352 590	515 303	515 303	535 672	359 507	517 874	538 768
NETHLD.....	78 257	27 576	27 576	30 120	205 692	56 104	62 601
FRANCE.....	-	-	-	-	1 114 596	176 579	180 468
W GERM.....	-	-	-	-	506 411	218 331	235 250
E GERM.....	121 145	30 223	30 223	34 732	1 966 652	492 598	564 594
ITALY.....	-	-	-	-	8 737 573	1 216 744	1 278 312
JAPAN.....	71 604	9 102	9 102	11 545	263 908	32 147	39 167
REP SAF.....	285 650	42 380	42 380	68 591	1 309 644	313 663	352 430
TOTAL.....	2 607 406	778 764	784 230	840 306	23 972 242	3 966 749	4 244 526
3326240	MINERAL WAXES, NSPF						(LB)
W GERM.....	50 256	43 772	43 772	45 663	993 636	859 598	859 598
E GERM.....	-	-	-	-	33 060	32 688	33 810
REP SAF.....	219 703	36 374	36 374	58 588	1 143 068	185 877	285 373
OTH CTY.....	-	-	-	-	2 435	2 424	2 582
TOTAL.....	269 959	80 146	80 146	104 251	2 172 199	1 080 587	1 227 204
3329700	MARINE GLUE PITCH, TAR COKE PITCH, OILGAS TAR PITCH, BLAST-FURNACE PITCH ETC						(LB)
CANADA.....	87 280	4 909	5 029	5 029	2 400 428	134 551	141 438
MEXICO.....	2 856 200	91 315	101 311	101 311	10 916 860	344 600	381 601
OTH CTY.....	-	-	-	-	264 552	28 707	36 902
TOTAL.....	2 943 480	96 224	106 340	106 340	13 581 840	507 858	559 941
3329800	ASPHALTUM, BITUMEN AND LIMESTONE ROCK ASPHALT						(LTN)
CANADA.....	6 533	507 120	553 776	553 726	11 254	853 927	929 330
TRINID.....	493	37 602	37 602	60 822	493	37 602	60 822
N ANTIL.....	95 880	5 372 728	5 371 728	6 182 852	353 897	19 890 344	22 700 597
VENEZ.....	6 170	441 597	441 597	469 927	20 377	1 468 219	1 571 959
NETHLD.....	-	-	-	-	1 769	90 184	107 575
OTH CTY.....	2	450	450	450	168	15 584	16 522
TOTAL.....	109 078	6 359 497	6 405 153	7 267 777	387 958	22 355 860	25 388 406
3329920	NAPHTHAS DERIVED FROM PETROLEUM, SHALE OIL, NATURAL GAS, ETC., NES						(BBL)
CANADA.....	126 856	1 186 619	1 207 035	1 207 035	159 820	1 635 063	1 662 611
BAHAMAS.....	187 545	2 415 440	2 415 440	2 468 917	337 545	4 350 440	4 450 417
TRINID.....	-	-	-	-	273 075	3 241 403	3 355 635
N ANTIL.....	5 570	89 785	89 785	90 468	760 502	9 397 586	9 653 789
VENEZ.....	-	-	-	-	83 808	847 384	923 748
KUWAIT.....	-	-	-	-	119 682	1 206 395	1 376 702
OMAN.....	-	-	-	-	23 573	280 294	316 188
INDNSIA.....	-	-	-	-	65 508	779 238	936 769
SO ASIA.....	786	10 668	10 668	11 458	141 214	1 388 389	1 532 899
NIGERIA.....	928	12 603	12 603	14 668	49 740	687 572	798 245
TOTAL.....	321 685	3 715 115	3 735 531	3 792 546	2 014 467	23 813 764	25 007 003
3329940	LIQUID DERIVATIVES OF PETROLEUM, NES, AND HYDROCARBON MIXTURES, FROM PETROLEUM, NOT LIQUID						
CANADA.....	-	8 018 808	8 137 368	8 137 368	-	63 822 629	65 749 114
N ANTIL.....	-	67 176	67 141	69 561	-	67 176	69 561
U KING.....	-	4 911	4 911	5 021	-	287 425	296 579
NETHLD.....	-	-	-	-	-	632 001	679 014
BELGIUM.....	-	757 835	757 835	1 253 135	-	1 106 976	1 840 995
JAPAN.....	-	-	-	-	-	495 538	570 524
OTH CTY.....	-	-	-	-	-	684	768
TOTAL.....	-	8 848 730	8 967 255	9 465 085	-	66 412 429	69 206 557

Table 2. Schedule A Commodity by Country of Origin,
Customs, F.a.s., and C.i.f. Values—Continued

(See "Explanation of Statistics" for information on coverage, definitions of Customs, f.a.s., and c.i.f. values, sources of error in the data, OTH CTY (other countries), and other definitions and features of the import statistics. Shipments valued less than \$251 are shown only under Schedule A commodity number 990.0000 and excluded from all other commodities.)

Country of origin	Schedule A commodity number, description and unit of quantity								
	Current month					Cumulative, January to date			
	Net quantity	Value (dollars)			Net quantity	Value (dollars)			
		Customs	F.a.s.	C.i.f.		Customs	F.a.s.	C.i.f.	
3410020	LIQUIFIED PETROLEUM GASES, PROPANE, BUTANE AND MIXTURES THEREOF								(BBL)
CANADA.....	1 628 038	11 954 750	12 654 382	12 699 190	13 726 138	110 608 404	118 948 085	119 083 892	
N ANTIL.....	-	-	-	-	80 782	1 121 897	1 121 897	1 364 633	
VENEZ.....	168 443	1 251 798	1 251 798	1 358 839	3 076 887	35 132 791	35 131 944	38 640 884	
BELGIUM.....	-	-	-	-	3 982	40 990	44 990	64 648	
FRANCE.....	32	10 829	10 847	13 436	426	151 776	151 794	173 383	
W GERM.....	1	6 427	6 427	6 677	45	32 318	32 318	34 160	
KUWAIT.....	49 856	562 874	562 874	603 257	695 124	10 481 410	10 481 410	11 044 367	
S ARAB.....	689 583	6 868 809	6 868 809	8 465 847	980 355	9 778 871	9 778 871	11 978 918	
OMAN.....	221	1 854	1 854	2 198	16 078	132 186	132 186	157 052	
INDNSIA.....	253	1 997	1 998	2 388	19 044	154 219	154 220	207 944	
SO ASIA.....	6 239	50 244	50 304	56 582	46 425	384 829	384 789	432 405	
ALGERIA.....	248 513	2 520 000	2 520 000	2 852 720	438 397	4 477 160	4 477 160	5 277 372	
NIGERIA.....	123	971	971	1 245	14 337	116 491	116 491	148 391	
OTH CTY.....	2	3 327	3 328	3 770	1 148	27 992	28 143	32 050	
TOTAL.....	2 791 304	23 233 880	23 933 592	26 066 149	19 099 168	172 645 334	180 984 298	188 640 099	
3410050	NATURAL GAS, ETHANE, AND MIXTURES THEREOF								(MCF)
CANADA.....	76 964 886	77 620 970	77 620 970	77 620 970	482 886 256	467 007 566	467 233 499	467 246 070	
OTH CTY.....	-	-	-	-	4 160	1 098	1 098	1 359	
TOTAL.....	76 964 886	77 620 970	77 620 970	77 620 970	482 890 416	467 008 664	467 234 597	467 247 429	
3410060	DERIVATIVES OF PETROLEUM OR NATURAL GAS, NES								
W GERM.....	-	56 819	56 819	74 548	-	57 926	57 926	75 770	
S ARAB.....	-	-	-	-	-	121 235	121 235	128 013	
OMAN.....	-	499 309	499 309	544 364	-	1 494 066	1 494 066	1 622 672	
INDNSIA.....	-	20 754	20 754	25 597	-	820 271	820 251	889 304	
SO ASIA.....	-	437 413	437 413	473 399	-	980 684	980 684	1 053 182	
NIGERIA.....	-	-	-	-	-	237 259	237 259	265 181	
OTH CTY.....	-	16 863	16 863	19 763	-	42 429	42 446	50 225	
TOTAL.....	-	1 031 158	1 031 158	1 137 671	-	3 753 870	3 753 867	4 084 347	

Table 2. Schedule A Commodity by Country of Origin, Customs, F.a.s., and C.i.f. Values—Continued

(See "Explanation of Statistics" for information on coverage, definitions of Customs, f.a.s., and c.i.f. values, sources of error in the data, OTH CTY (other countries), and other definitions and features of the import statistics. Shipments valued less than \$251 are shown only under Schedule A commodity number 990.0000 and excluded from all other commodities.)

Country of origin	Schedule A commodity number, description and unit of quantity							
	Current month				Cumulative, January to date			
	Net quantity	Value (dollars)			Net quantity	Value (dollars)		
Customs		F.a.s.	C.i.f.	Customs		F.a.s.	C.i.f.	
4111010	COD LIVER OIL							(LB)
CANADA.....	-	-	-	-	144 000	33 840	33 840	36 610
ICELAND.....	75 375	24 764	24 764	28 173	611 184	218 058	218 058	240 768
NORWAY.....	74 847	33 990	34 403	39 502	621 164	272 727	273 140	308 850
OTH CTY.....	32 644	15 114	15 114	16 977	83 789	39 885	39 885	44 008
TOTAL.....	182 866	73 868	74 281	84 652	1 460 137	564 510	564 923	630 236
4111040	OILS, OF MARINE ANIMALS, NES							(LB)
CANADA.....	1 071 330	193 284	199 011	209 005	2 859 892	560 160	572 597	594 086
JAPAN.....	-	-	-	-	16 269	51 660	51 720	53 938
OTH CTY.....	-	-	-	-	41 054	13 014	13 014	14 888
TOTAL.....	1 071 330	193 284	199 011	209 005	2 917 215	624 834	637 331	662 912
4113400	WOOL GREASE							(LB)
U KING.....	33 164	33 914	33 914	35 881	310 367	190 368	191 401	209 453
NETHLDs.....	-	-	-	-	154 670	57 350	57 350	63 050
BELGIUM.....	22 139	20 822	20 822	21 743	44 579	42 166	42 166	44 129
FRANCE.....	166 601	152 148	152 148	159 626	673 011	493 270	493 270	521 527
W GERM.....	32 957	13 433	13 433	15 393	456 374	244 361	246 334	271 517
USSR.....	-	-	-	-	448 246	187 551	188 538	213 537
ITALY.....	44 092	19 756	19 756	22 241	154 321	110 797	110 797	119 046
CHINA T.....	-	-	-	-	114 308	33 258	33 258	37 832
JAPAN.....	407 895	318 118	318 118	337 518	1 796 601	1 169 716	1 171 233	1 252 332
AUSTRAL.....	110 823	95 817	95 817	102 120	741 430	513 490	513 445	550 962
N ZEAL.....	22 037	19 966	110 971	113 014	244 109	114 860	205 865	217 995
OTH CTY.....	18 569	10 733	10 733	11 333	35 128	24 228	24 228	24 928
TOTAL.....	858 277	684 707	775 712	818 869	5 173 144	3 181 415	3 277 885	3 526 308
4113800	OILS, FATS AND GREASES, ANIMAL, NES, EXCLUDING LARD							(LB)
CANADA.....	1 941 410	217 461	223 570	223 570	9 607 509	1 034 892	1 058 845	1 085 770
W GERM.....	-	-	-	-	1 115 797	239 685	239 685	264 884
OTH CTY.....	30 799	4 477	4 477	5 510	75 532	29 992	30 032	32 880
TOTAL.....	1 972 209	221 938	228 047	229 080	10 798 838	1 304 569	1 328 562	1 383 534
4212000	SOYBEAN OIL							(LB)
BRAZIL.....	-	-	-	-	4 115 988	1 688 337	1 688 337	1 865 523
TOTAL.....	-	-	-	-	4 115 988	1 688 337	1 688 337	1 865 523
4213000	COTTONSEED OIL							(LB)
NICARAG.....	-	-	-	-	6 563 723	2 756 764	2 756 764	2 827 687
TOTAL.....	-	-	-	-	6 563 723	2 756 764	2 756 764	2 827 687
4214000	OIL, PEANUT OR GROUND NUT							(LB)
OTH CTY.....	3 913	2 383	2 383	2 761	15 222	9 855	9 855	11 252
TOTAL.....	3 913	2 383	2 383	2 761	15 222	9 855	9 855	11 252
4215020	OLIVE OIL, UNFIT FOR USE AS FOOD							(LB)
OTH CTY.....	5 200	6 465	6 793	6 793	5 200	6 465	6 793	6 793
TOTAL.....	5 200	6 465	6 793	6 793	5 200	6 465	6 793	6 793
4215040	OLIVE OIL, FIT FOR USE AS FOOD							(LB)
ARGENT.....	72 188	53 145	53 145	56 751	141 776	105 924	105 924	113 865
NETHLDs.....	26 948	26 779	26 779	28 914	214 338	139 894	139 894	148 916
FRANCE.....	229 230	199 634	199 691	211 901	1 204 330	987 387	987 689	1 049 019
SPAIN.....	961 482	904 290	904 340	959 644	5 301 349	5 170 194	5 169 525	5 463 058
PORTUGL.....	38 691	45 507	45 521	48 670	248 089	266 791	266 812	280 991
ITALY.....	1 975 549	1 742 109	1 742 109	1 860 637	9 439 287	8 049 025	8 050 554	8 599 315
GREECE.....	48 017	47 743	47 743	50 481	613 299	602 855	602 855	637 534
ISRAEL.....	-	-	-	-	118 513	122 350	122 350	128 439
TUNISIA.....	110 231	126 763	126 763	130 934	1 023 871	929 473	921 760	970 336
OTH CTY.....	-	-	-	-	45 772	45 663	45 663	47 157
TOTAL.....	3 462 336	3 145 970	3 146 091	3 347 932	18 350 624	16 419 556	16 413 026	17 438 630
4216000	SUNFLOWER OIL							(LB)
OTH CTY.....	-	-	-	-	14 523	8 423	8 476	8 698
TOTAL.....	-	-	-	-	14 523	8 423	8 476	8 698
4217000	RAPESEED OIL							(LB)
CANADA.....	276 658	91 244	92 270	92 270	709 718	269 458	273 064	273 064
W GERM.....	-	-	-	-	1 763 680	713 300	713 300	744 843
POLAND.....	-	-	-	-	3 143 677	1 117 382	1 117 382	1 235 769
TOTAL.....	276 658	91 244	92 270	92 270	5 617 075	2 100 140	2 103 746	2 253 676
4221000	LINSEED OR FLAXSEED OIL							(LB)
CANADA.....	-	-	-	-	81 840	35 340	36 183	36 183
OTH CTY.....	1 755	2 062	2 062	2 244	3 093	4 335	4 335	4 685
TOTAL.....	1 755	2 062	2 062	2 244	84 933	39 675	40 518	40 868

Table 2. Schedule A Commodity by Country of Origin,
Customs, F.a.s., and C.i.f. Values—Continued

(See "Explanation of Statistics" for information on coverage, definitions of Customs, f.a.s., and c.i.f. values, sources of error in the data, OTH CTY (other countries), and other definitions and features of the import statistics. Shipments valued less than \$251 are shown only under Schedule A commodity number 990.0000 and excluded from all other commodities.)

Country of origin	Schedule A commodity number, description and unit of quantity							
	Current month				Cumulative, January to date			
	Net quantity	Value (dollars)			Net quantity	Value (dollars)		
Customs		F.a.s.	C.i.f.	Customs		F.a.s.	C.i.f.	
4222000	PALM OIL							(LB)
MALAYSIA.....	55 221 646	12 756 143	12 756 143	13 492 563	279 716 578	74 732 030	74 747 121	78 547 385
SINGAPR.....	3 340 564	652 913	652 913	694 590	26 382 573	6 932 797	6 932 797	7 297 473
INDNSIA.....	12 194 786	2 896 745	2 923 902	3 092 827	30 950 011	8 577 061	8 604 318	9 030 013
PHIL R.....	-	-	-	-	2 240 618	617 851	618 161	649 770
OTH CTY.....	-	-	-	-	35 952	9 318	9 318	10 425
TOTAL.....	70 756 996	16 305 801	16 332 958	17 279 980	339 325 732	90 869 057	90 911 715	95 535 566
4223000	COCONUT OIL							(LB)
MALAYSIA.....	-	-	-	-	4 818 240	1 785 952	1 785 952	1 841 728
INDNSIA.....	-	-	-	-	1 117 950	477 309	478 185	487 902
PHIL R.....	26 915 548	6 721 084	6 721 084	6 994 907	319 578 306	105 284 534	105 292 436	109 024 586
JAPAN.....	-	-	-	-	7 254 968	2 628 910	2 628 910	2 770 668
NEW GUI.....	-	-	-	-	3 368 699	1 185 669	1 185 669	1 235 112
OPAC IS.....	-	-	-	-	2 248 116	752 106	752 106	781 221
OTH CTY.....	-	-	-	-	15 192	13 800	13 800	13 342
TOTAL.....	26 915 548	6 721 084	6 721 084	6 994 907	338 401 471	112 128 280	112 137 058	116 154 559
4224000	PALM-KERNEL OIL							(LB)
NETHLDs.....	160 160	81 772	81 772	86 889	7 202 681	3 822 286	3 816 281	3 991 665
MALAYSIA.....	7 833 328	1 975 609	1 975 609	2 092 521	39 334 737	11 525 017	11 525 018	12 061 845
INDNSIA.....	4 336 868	966 293	966 293	1 027 753	13 027 613	3 884 990	3 884 990	4 080 191
PHIL R.....	-	-	-	-	2 230 519	730 536	730 691	767 069
LIBERIA.....	3 064 181	512 466	512 466	563 428	4 150 940	782 534	782 534	856 853
ZAIRE.....	-	-	-	-	2 711 106	1 191 493	1 191 493	1 228 006
OTH CTY.....	-	-	-	-	44 092	3 736	3 736	4 968
TOTAL.....	15 394 537	3 536 140	3 536 140	3 770 591	68 701 688	21 940 592	21 934 743	22 990 597
4225000	CASTOR OIL							(LB)
BRAZIL.....	2 532 187	688 702	688 702	747 170	26 244 802	7 041 038	7 041 038	7 521 227
PARAGUA.....	-	-	-	-	661 380	168 960	168 960	183 397
INDIA.....	-	-	-	-	2 202 151	575 000	575 000	620 750
JAPAN.....	-	-	-	-	1 058 208	279 360	279 360	300 750
TOTAL.....	2 532 187	688 702	688 702	747 170	30 166 541	8 064 358	8 064 358	8 626 124
4229010	CORN OIL							(LB)
MALAYSIA.....	-	-	-	-	1 127 214	312 052	312 052	326 892
PHIL R.....	-	-	-	-	1 040 410	191 400	191 400	202 745
OTH CTY.....	-	-	-	-	450	286	286	327
TOTAL.....	-	-	-	-	2 168 074	503 738	503 738	529 964
4229020	TUNG OIL							(LB)
PARAGUA.....	-	-	-	-	2 645 520	568 590	568 590	627 958
ARGENT.....	-	-	-	-	6 016 261	1 683 695	1 685 695	1 804 921
HUNGARY.....	661 380	166 183	166 183	181 880	661 380	166 183	166 183	181 880
CHINA M.....	851 388	244 843	244 843	276 510	4 647 814	1 203 654	1 203 654	1 358 121
TOTAL.....	1 512 768	411 026	411 026	458 390	13 970 975	3 622 122	3 624 122	3 972 880
4229040	OILS, NES, VEGETABLE AND NUT, INCLUDING JAPAN WAX							(LB)
BRAZIL.....	-	-	-	-	2 872 170	795 099	795 099	860 652
U KING.....	500	627	627	642	82 910	87 565	87 616	90 647
IRELAND.....	63 968	40 924	40 924	44 164	94 312	60 466	60 466	65 151
CHINA M.....	855	936	936	1 016	556 324	305 865	305 865	334 119
HG KONG.....	13 800	13 918	14 015	15 260	44 713	44 056	44 321	48 047
JAPAN.....	86 512	82 044	82 044	91 516	401 871	390 176	390 634	434 869
OTH CTY.....	182 571	32 340	32 520	33 953	1 040 361	100 174	103 703	109 447
TOTAL.....	348 206	170 789	171 066	186 551	5 092 661	1 783 401	1 787 704	1 942 932
4312000	FATS AND OILS, HYDROGENATED							(LB)
BRAZIL.....	69 985	17 243	17 243	19 682	1 021 745	267 980	268 080	305 005
U KING.....	120 120	57 435	57 435	61 404	720 720	338 342	338 342	362 603
NETHLDs.....	22 578	9 494	9 414	10 419	125 013	66 561	66 481	71 561
ITALY.....	11 243	41 550	41 550	42 776	11 243	41 550	41 550	42 776
GREECE.....	-	-	-	-	56 438	46 502	46 502	50 176
OTH CTY.....	-	-	-	-	44 248	19 039	19 039	20 417
TOTAL.....	223 926	125 722	125 642	134 281	1 979 407	779 974	779 994	852 538
4314320	WAX, CANDELILLA							(LB)
MEXICO.....	255 437	117 214	118 484	118 484	1 095 718	532 793	539 061	539 649
BRAZIL.....	66 930	56 750	56 750	57 506	66 930	56 750	56 750	57 506
TOTAL.....	322 367	173 964	175 234	175 990	1 162 648	589 543	595 811	597 155
4314340	WAX, CARNAUBA							(LB)
BRAZIL.....	264 710	251 605	251 605	271 939	2 848 709	2 719 792	2 719 792	2 938 986
OTH CTY.....	-	-	-	-	20 348	21 825	21 825	22 694
TOTAL.....	264 710	251 605	251 605	271 939	2 869 057	2 741 617	2 741 617	2 961 680
4314360	WAXES, VEGETABLE, NSPF							(LB)
IRELAND.....	41 550	32 480	32 480	34 786	41 550	32 480	32 480	34 786
OTH CTY.....	6 614	8 267	8 267	8 748	18 711	18 633	18 628	20 147
TOTAL.....	48 164	40 747	40 747	43 534	60 261	51 113	51 108	54 933

Table 2. Schedule A Commodity by Country of Origin, Customs, F.a.s., and C.i.f. Values—Continued

(See "Explanation of Statistics" for information on coverage, definitions of Customs, f.a.s., and c.i.f. values, sources of error in the data, OTH CTY (other countries), and other definitions and features of the import statistics. Shipments valued less than \$251 are shown only under Schedule A commodity number 990.0000 and excluded from all other commodities.)

Country of origin	Schedule A commodity number, description and unit of quantity							
	Net quantity	Current month			Net quantity	Cumulative, January to date		
		Value (dollars)				Value (dollars)		
	Customs	F. a. s.	C. i. f.	Customs	F. a. s.	C. i. f.		
4314420	BEESWAX, NOT BLEACHED							(LB)
MEXICO.....	17 496	19 566	19 566	20 219	177 728	200 319	200 319	207 746
DOM REP.....	32 500	32 351	32 351	34 199	141 652	163 341	163 341	171 475
CHILE.....	23 148	25 016	25 016	26 007	148 752	170 078	170 078	176 743
BRAZIL.....	22 046	24 251	24 251	25 848	291 753	336 693	335 269	357 477
PORTUGL.....	-	-	-	-	34 111	46 493	46 493	48 893
ANGOLA.....	-	-	-	-	110 421	132 547	132 547	140 029
ETHIOP.....	-	-	-	-	220 158	287 526	287 526	302 059
OTH CTY.....	1 500	1 302	1 352	1 352	31 306	40 843	41 035	42 178
TOTAL.....	96 690	102 486	102 536	107 625	1 155 881	1 377 840	1 376 608	1 446 600
4314440	HAXES, ANIMAL, NSPF							(LB)
U KING.....	13 228	36 775	36 775	37 482	137 330	187 513	189 660	194 564
W GERM.....	3 968	15 944	15 944	16 215	7 936	32 186	32 186	33 050
JAPAN.....	-	-	-	-	67 736	151 129	151 129	157 595
OTH CTY.....	22 251	8 454	8 454	9 643	23 067	9 111	9 111	10 484
TOTAL.....	39 447	61 173	61 173	63 340	236 069	379 939	382 086	395 693
4315000	FATTY ACIDS AND OILS AND FATS, PROCESSED OF ANIMAL OR VEGETABLE ORIGIN							(LB)
U KING.....	33 070	7 400	7 400	8 669	670 213	214 719	212 868	248 500
W GERM.....	1 983	17 658	17 658	18 029	85 423	69 017	69 017	74 421
OTH CTY.....	2 600	725	750	727	133 777	11 673	13 839	13 915
TOTAL.....	37 653	25 783	25 808	27 425	889 413	295 409	295 724	336 836

Table 2. Schedule A Commodity by Country of Origin, Customs, F.a.s., and C.i.f. Values—Continued

(See "Explanation of Statistics" for information on coverage, definitions of Customs, f.a.s., and c.i.f. values, sources of error in the data, OTH CTY (other countries), and other definitions and features of the import statistics. Shipments valued less than \$251 are shown only under Schedule A commodity number 990.0000 and excluded from all other commodities.)

Country of origin	Schedule A commodity number, description and unit of quantity							
	Current month				Cumulative, January to date			
	Net quantity	Value (dollars)			Net quantity	Value (dollars)		
Customs		F.a.s.	C.i.f.	Customs		F.a.s.	C.i.f.	
5120120	BENZENE							(GAL)
CANADA.....	431 585	317 189	317 279	317 279	4 465 500	3 216 875	3 227 994	3 411 262
N ANTIL.....	-	-	-	-	622 944	654 091	654 091	666 698
COLOMB.....	1 551 850	750 481	750 481	836 685	1 551 850	750 481	750 481	836 685
U KING.....	-	-	-	-	630 770	461 975	461 975	504 616
NETHLDs.....	636 539	692 929	692 929	742 747	7 770 092	8 596 203	8 596 203	9 344 935
BELGIUM.....	-	-	-	-	1 239 609	1 904 943	1 904 943	1 970 475
USSR.....	-	-	-	-	523 640	576 788	576 788	622 625
ITALY.....	-	-	-	-	670 219	681 521	681 521	714 153
JAPAN.....	-	-	-	-	7 724 098	6 265 335	6 265 335	6 876 478
TOTAL.....	2 619 974	1 760 599	1 760 689	1 896 711	25 198 722	23 108 212	23 119 331	24 947 927
5120140	TOLUENE							(GAL)
CANADA.....	384 412	172 226	172 912	172 821	1 951 466	995 719	1 011 982	1 011 885
N ANTIL.....	-	-	-	-	318 936	210 498	210 498	212 952
NETHLDs.....	-	-	-	-	603 507	317 686	317 686	337 964
ITALY.....	-	-	-	-	480 900	180 318	180 318	202 387
JAPAN.....	-	-	-	-	4 744 000	2 305 180	2 305 180	2 691 065
TOTAL.....	384 412	172 226	172 912	172 821	8 098 809	4 009 401	4 025 664	4 456 253
5120160	ORGANIC CHEMICAL PRODUCTS FOUND NATURALLY IN COAL TAR, NSPF							
CANADA.....	-	166 847	167 646	167 646	-	727 195	729 753	729 726
JAMAICA.....	-	-	-	-	-	368 515	368 515	425 210
TRINID.....	-	-	-	-	-	135 693	135 693	140 661
COLOMB.....	-	239 361	239 361	251 509	-	286 091	286 091	306 494
NETHLDs.....	-	38 347	38 347	39 212	-	125 481	124 966	131 215
W GERM.....	-	20 026	20 026	21 956	-	168 587	168 587	178 579
SWITZLD.....	-	56 254	57 412	66 333	-	83 084	84 242	95 791
ITALY.....	-	3 045 709	3 045 709	3 208 926	-	9 234 634	9 234 634	9 713 715
JAPAN.....	-	1 329 973	1 329 973	1 480 175	-	10 079 438	10 057 988	11 078 075
OTH CTY.....	-	-	-	-	-	30 625	30 625	33 312
TOTAL.....	-	4 896 517	4 898 474	5 235 757	-	21 239 343	21 221 094	22 832 778
5120200	CYCLIC ORGANIC CHEMICAL PRODUCTS, NSPF							(LB)
CANADA.....	1 491 076	467 864	397 209	454 468	2 826 701	945 731	824 473	912 640
MEXICO.....	185 599	44 543	41 760	41 760	440 827	105 797	99 187	99 187
BAHAMAS.....	-	-	-	-	6 283	353 400	353 400	356 590
VENEZ.....	329 569	84 040	48 059	56 026	2 808 951	716 283	373 054	440 584
SWEDEN.....	28 696	83 301	73 915	76 780	531 434	1 255 439	1 219 097	1 252 468
NORWAY.....	11	3 943	3 942	3 964	15 570	394 402	394 039	415 128
U KING.....	515 197	703 059	581 325	624 808	16 779 842	9 677 604	9 747 768	10 391 304
IRELAND.....	17 813	157 398	157 398	167 235	171 813	161 334	161 334	171 171
NETHLDs.....	297 788	967 479	694 784	924 519	1 308 814	2 582 384	2 125 170	2 418 059
BELGIUM.....	82 091	48 858	50 048	56 858	634 657	1 003 138	999 055	1 045 342
FRANCE.....	1 542 509	738 287	521 822	571 459	6 440 747	4 733 806	4 042 019	4 426 357
W GERM.....	2 150 799	3 638 392	3 316 463	3 447 344	17 709 438	33 197 632	30 287 824	31 354 396
E GERM.....	-	-	-	-	857 897	140 219	143 378	202 940
AUSTRIA.....	123 492	49 364	25 501	28 957	2 270 234	679 473	378 653	433 816
HUNGARY.....	39 683	28 704	28 704	30 240	127 778	70 109	73 875	81 077
SWITZLD.....	85 718	352 206	319 812	331 013	2 484 405	7 053 821	7 252 701	7 475 065
POLAND.....	478 971	546 327	221 993	242 721	6 957 818	4 277 668	3 249 034	3 494 294
USSR.....	-	-	-	-	176 367	232 240	232 240	243 696
SPAIN.....	-	-	-	-	2 882 194	586 189	576 081	609 453
ITALY.....	1 134 924	966 339	735 198	782 999	11 754 181	7 408 021	5 913 344	5 308 348
YUGOSLV.....	13 228	67 822	67 822	70 287	79 367	399 441	399 441	413 070
ROMANIA.....	-	-	-	-	11 112	41 774	41 774	42 312
ISRAEL.....	33 510	66 733	62 495	66 014	160 108	315 015	318 408	333 700
INDIA.....	16 072	38 902	41 233	43 964	203 717	613 206	488 627	519 558
CHINA T.....	-	-	-	-	208 409	351 627	273 235	302 665
JAPAN.....	3 472 457	4 419 948	2 868 743	3 103 762	45 936 011	32 662 531	29 252 897	32 140 597
OTH CTY.....	44 362	28 656	19 302	22 224	178 818	127 352	115 954	131 310
TOTAL.....	12 083 565	13 502 165	10 277 528	11 147 422	123 963 493	110 085 636	99 336 062	106 015 127
5120310	DRUGS, SPECIFIED, DERIVED FROM BENZENOID CHEMICALS AND PRODUCTS							(LB)
MEXICO.....	-	-	-	-	441	24 200	31 120	31 487
SWEDEN.....	4 145	82 720	69 594	70 336	71 826	1 433 520	885 770	893 754
DENMARK.....	-	-	-	-	11 684	84 250	48 912	52 780
FRANCE.....	-	-	-	-	11 023	72 500	51 558	52 500
W GERM.....	-	-	-	-	66 270	381 680	191 788	198 720
POLAND.....	-	-	-	-	9 481	56 230	32 490	33 374
YUGOSLV.....	33 069	180 000	180 000	183 985	69 445	377 550	278 832	288 381
JAPAN.....	-	-	-	-	1 322	73 785	73 785	75 600
TOTAL.....	37 214	262 720	249 594	254 321	241 492	2 503 715	1 594 255	1 626 596
5120320	PRODUCTS SUITABLE FOR MEDICINAL USE, AND DRUGS, NSPF							(LB)
CANADA.....	9 000	108 596	99 075	99 277	55 807	1 045 530	915 604	918 180
MEXICO.....	838	45 333	74 879	75 833	9 128	354 985	387 731	393 640
SWEDEN.....	47 090	498 463	511 081	512 911	237 056	1 493 801	1 448 082	1 482 233
NORWAY.....	273	12 623	8 569	9 135	1 459	57 874	41 476	44 359
FINLAND.....	5 011	37 580	24 107	25 193	41 387	302 101	220 773	230 266
DENMARK.....	4	864	864	877	65 225	933 282	896 597	918 710
U KING.....	181 826	2 017 742	1 924 390	1 959 876	1 209 052	14 691 466	13 843 823	14 145 724
IRELAND.....	2 113	607 168	607 373	609 655	98 729	3 939 863	3 905 081	3 932 581
NETHLDs.....	14 796	1 008 153	1 005 102	1 014 359	112 190	2 756 739	2 585 030	2 617 567

Table 2. Schedule A Commodity by Country of Origin, Customs, F.a.s., and C.i.f. Values—Continued

(See "Explanation of Statistics" for information on coverage, definitions of Customs, f.a.s., and c.i.f. values, sources of error in the data, OTH CTY (other countries), and other definitions and features of the import statistics. Shipments valued less than \$251 are shown only under Schedule A commodity number 990.0000 and excluded from all other commodities.)

Country of origin	Schedule A commodity number, description and unit of quantity							
	Current month				Cumulative, January to date			
	Net quantity	Value (dollars)			Net quantity	Value (dollars)		
Customs		F.a.s.	C.i.f.	Customs		F.a.s.	C.i.f.	
BELGIUM.....	3 239	750 023	285 415	290 281	48 304	3 564 307	2 193 244	2 326 513
FRANCE.....	113 751	465 299	424 078	425 588	613 507	2 672 212	2 399 461	2 383 557
W GERM.....	138 234	845 233	818 200	835 459	1 621 582	12 938 341	10 752 375	11 004 505
AUSTRIA.....	207	13 088	9 930	10 329	771	40 570	36 518	37 134
SWITZLD.....	25 287	646 145	546 963	559 500	267 359	4 599 572	3 919 022	4 022 550
POLAND.....	94 798	221 716	104 922	206 101	357 079	661 832	440 454	566 987
USSR.....	-	-	-	-	2 039	43 502	41 065	42 686
SPAIN.....	3 080	15 626	15 626	17 449	57 504	391 743	364 301	385 576
PORTUGL.....	-	-	-	-	1 662	62 885	62 885	65 165
ITALY.....	44 358	2 677 160	1 987 965	2 170 987	302 976	11 951 305	9 523 499	9 828 826
YUGOSLV.....	220	7 075	7 075	7 300	11 796	88 375	69 303	71 322
ISRAEL.....	6 614	27 390	27 390	28 200	27 165	349 774	248 676	256 178
CHINA M.....	11 023	47 889	48 269	48 269	24 251	86 972	88 332	90 215
KOR REP.....	33 047	83 940	108 296	112 818	45 966	123 141	146 455	154 567
CHINA T.....	4 409	11 023	15 600	16 065	23 148	55 998	74 151	76 618
JAPAN.....	66 392	657 575	572 904	620 087	651 763	5 501 728	4 791 026	5 142 538
REP SAF.....	-	-	-	-	102 580	251 882	241 507	277 655
OTH CTY.....	3 309	14 236	14 356	15 303	24 337	88 872	85 901	90 816
TOTAL.....	808 919	10 819 940	9 242 429	9 670 852	6 013 822	69 048 652	59 722 372	61 506 668
5120330	SACCHARIN					(LB)		
NETHLDs.....	11 023	30 313	30 313	31 963	19 841	109 031	109 031	112 843
KOR REP.....	8 818	21 163	20 570	21 220	263 081	771 701	829 404	863 538
CHINA T.....	-	-	-	-	22 000	57 284	57 284	59 230
JAPAN.....	204 326	530 690	608 161	627 348	2 103 234	5 488 310	6 464 367	6 645 618
OTH CTY.....	-	-	-	-	3 472	8 992	9 829	10 839
TOTAL.....	224 167	582 166	659 044	680 531	2 411 628	6 435 318	7 469 915	7 692 068
5120340	VANILLIN					(LB)		
CANADA.....	332 967	957 059	940 219	953 541	1 653 210	4 164 522	4 192 091	4 248 721
CHINA M.....	-	-	-	-	22 046	88 263	88 263	91 334
OTH CTY.....	60	423	464	567	8 193	23 752	20 017	20 814
TOTAL.....	333 027	957 482	940 683	954 108	1 683 449	4 276 537	4 300 371	4 360 869
5120350	AROMATIC OR ODORIFEROUS COMPOUNDS INCLUDING FLAVORS, NSPF					(LB)		
MEXICO.....	22 046	60 627	44 000	44 961	22 046	60 627	44 000	44 961
DENMARK.....	-	-	-	-	24 251	42 291	42 291	43 845
U KING.....	5 000	10 750	8 087	8 500	101 716	262 618	231 567	241 421
NETHLDs.....	2 348	34 378	32 201	32 921	95 896	717 925	614 107	650 136
FRANCE.....	4 520	36 457	36 457	37 006	101 337	810 325	484 839	514 420
W GERM.....	2 205	6 396	8 450	8 779	51 128	201 866	160 915	172 259
SWITZLD.....	14 881	107 290	73 866	82 232	48 059	330 610	276 433	295 725
JAPAN.....	2 805	19 829	12 283	13 030	154 587	446 909	373 269	386 613
OTH CTY.....	-	-	-	-	1 221	2 551	2 604	2 870
TOTAL.....	53 805	275 727	215 344	227 429	600 241	2 875 722	2 230 025	2 352 250
5120360	NAPHTHOL AS AND ITS DERIVATIVES, FAST COLOR BASES AND SALTS					(LB)		
U KING.....	3 666	51 094	55 402	56 825	224 391	626 150	514 153	533 781
NETHLDs.....	-	-	-	-	19 595	152 850	151 267	149 029
W GERM.....	61 783	387 106	360 490	364 872	191 435	1 072 738	896 729	915 688
ITALY.....	-	-	-	-	52 619	118 861	97 793	100 401
INDIA.....	3 031	18 472	19 360	20 234	35 735	183 627	167 084	175 734
JAPAN.....	45 256	154 943	92 215	96 001	194 732	718 557	530 761	550 986
OTH CTY.....	980	2 242	1 774	1 814	11 941	49 178	48 209	50 152
TOTAL.....	114 716	613 857	529 241	539 746	730 448	2 921 961	2 405 996	2 475 771
5120370	PHOTO CHEMS., PRODUCTS AS PLASTICIZERS AND TEXTILE FINISHERS, NSPF & SODIUM BENZOATE					(LB)		
CANADA.....	25 280	14 027	11 033	11 033	408 707	142 994	146 591	146 627
U KING.....	28 592	57 369	56 371	58 150	456 192	556 960	527 841	554 119
BELGIUM.....	686	435	426	457	51 471	45 486	45 143	51 494
FRANCE.....	256	1 125	1 125	1 183	64 811	127 057	119 812	127 314
W GERM.....	61 011	121 627	111 946	117 888	289 842	470 363	430 999	458 424
SWITZLD.....	33 568	83 446	76 162	78 471	296 762	462 239	426 181	450 821
ITALY.....	1 508	178 583	178 583	180 422	18 266	805 720	805 721	814 542
KOR REP.....	-	-	-	-	22 046	91 506	82 412	85 000
JAPAN.....	40 666	42 758	38 063	45 058	261 251	264 297	252 892	277 013
OTH CTY.....	100 112	29 498	29 498	29 498	114 206	40 425	40 524	41 614
TOTAL.....	291 679	528 868	503 207	522 160	1 983 554	3 007 047	2 878 116	3 006 968
5120410	BUTADIENE, BUTYLENE, ETHYLENE AND PROPYLENE					(GAL)		
CANADA.....	2 135 164	1 217 681	1 239 715	1 239 730	10 428 293	4 176 420	4 316 406	4 316 541
SWEDEN.....	2 378 210	987 046	987 046	1 544 226	2 378 210	987 046	987 046	1 544 226
FINLAND.....	1 070 148	665 901	665 901	967 348	2 748 930	1 354 202	1 354 202	2 050 562
U KING.....	-	-	-	-	4 125 667	2 429 366	2 429 366	2 910 697
NETHLDs.....	2 798 678	1 443 246	1 440 897	1 881 865	20 668 308	11 650 367	11 648 018	16 157 134
BELGIUM.....	-	-	-	-	6 397 135	1 954 360	1 954 360	3 168 628
FRANCE.....	-	-	-	-	5 917 695	3 451 707	3 451 707	3 933 055
W GERM.....	-	-	-	-	1 264 831	92 593	92 593	119 019
ITALY.....	-	-	-	-	1 104 953	982 797	958 227	1 010 315
JAPAN.....	-	-	-	-	16 495 098	11 731 936	11 699 490	14 064 660
TOTAL.....	8 382 200	4 313 874	4 333 559	5 633 169	71 529 120	38 810 794	38 891 415	49 274 837

Table 2. Schedule A Commodity by Country of Origin, Customs, F.a.s., and C.i.f. Values—Continued

(See "Explanation of Statistics" for information on coverage, definitions of Customs, f.a.s., and c.i.f. values, sources of error in the data, OTH CTY (other countries), and other definitions and features of the import statistics. Shipments valued less than \$251 are shown only under Schedule A commodity number 990.0000 and excluded from all other commodities.)

Country of origin	Schedule A commodity number, description and unit of quantity							
	Net quantity	Current month			Net quantity	Cumulative, January to date		
		Value (dollars)				Value (dollars)		
	Customs	F.a.s.	C.i.f.	Customs	F.a.s.	C.i.f.		
5120430	METHYLENE CHLORIDE OR DICHLOROMETHANE							(LB)
BELGIUM.....	-	-	-	-	1 090 860	158 340	158 340	167 989
W GERM.....	-	-	-	-	2 337 554	260 344	260 344	303 679
OTH CTY.....	38 920	4 965	4 745	4 745	41 320	5 667	5 467	5 467
TOTAL.....	38 920	4 965	4 745	4 745	3 469 734	424 351	424 151	477 135
5120440	PERCHLOROETHYLENE							(LB)
NETHLDs.....	-	-	-	-	3 210 246	458 721	458 721	504 032
BELGIUM.....	-	-	-	-	1 181 694	140 597	141 452	151 193
FRANCE.....	-	-	-	-	10 280 992	1 146 229	1 146 229	1 298 714
W GERM.....	-	-	-	-	2 253 971	289 423	289 423	315 074
JAPAN.....	-	-	-	-	2 242 837	279 769	279 769	322 317
OTH CTY.....	1 550	310	341	341	51 160	7 252	7 581	7 581
TOTAL.....	1 550	310	341	341	19 220 900	2 321 991	2 323 175	2 598 911
5120450	TRICHLOROETHYLENE							(LB)
CANADA.....	579 200	80 913	80 993	80 993	1 524 722	227 125	229 152	229 152
BELGIUM.....	-	-	-	-	3 263 062	424 198	424 198	467 121
JAPAN.....	-	-	-	-	2 189 211	273 081	273 081	314 613
OTH CTY.....	-	-	-	-	6 217	4 933	4 663	5 019
TOTAL.....	579 200	80 913	80 993	80 993	6 983 212	929 337	931 094	1 015 905
5120460	HYDROCARBONS, HALOGENATED, NSPF							(LB)
CANADA.....	708 440	111 626	86 388	111 734	3 547 636	801 107	682 390	809 549
MEXICO.....	-	-	-	-	717 964	272 745	272 745	272 745
U KING.....	510 741	324 285	321 361	352 122	2 657 929	1 695 679	1 689 804	1 863 264
NETHLDs.....	-	-	-	-	89 080	82 258	82 258	89 606
FRANCE.....	78 285	117 601	117 601	121 250	554 637	516 896	516 896	543 474
W GERM.....	168 341	47 142	47 142	55 929	22 850 661	2 426 698	2 426 688	2 818 788
ITALY.....	-	-	-	-	7 669 504	1 409 059	1 409 059	1 459 279
ISRAEL.....	-	-	-	-	125 291	62 762	62 762	69 771
JAPAN.....	21 596 300	1 720 617	1 720 618	2 081 452	63 813 612	5 218 324	5 217 915	6 385 014
OTH CTY.....	4 078	8 377	8 377	11 017	4 299	9 122	9 122	11 836
TOTAL.....	23 066 185	2 329 648	2 301 487	2 733 504	102 030 613	12 494 650	12 369 639	14 323 326
5120470	HYDROCARBONS, NSPF							(LB)
CANADA.....	69 094	8 499	8 579	8 609	7 628 280	748 148	748 428	797 425
TRINID.....	-	-	-	-	3 019 122	414 745	414 745	428 690
NORWAY.....	-	-	-	-	61 860	200 050	200 050	203 946
U KING.....	5	530	530	575	2 268 979	391 375	391 375	422 415
NETHLDs.....	-	-	-	-	6 635 581	745 071	745 071	839 468
FRANCE.....	-	-	-	-	2 207 708	437 870	437 870	486 675
W GERM.....	1 403	8 097	8 097	8 579	51 626	37 439	37 439	40 190
JAPAN.....	-	-	-	-	1 630 185	449 693	449 693	517 740
OTH CTY.....	-	-	-	-	20 495	12 062	12 062	12 702
TOTAL.....	70 502	17 126	17 206	17 763	23 523 836	3 436 453	3 436 733	3 749 251
5120510	ALCOHOL, ETHYL, FOR NONBEVERAGE PURPOSES							(GAL)
CANADA.....	-	-	-	-	3 172 523	2 718 154	2 732 296	2 918 503
BRAZIL.....	-	-	-	-	826 741	1 141 001	1 141 001	1 761 951
OTH CTY.....	-	-	-	-	35	1 798	1 798	1 884
TOTAL.....	-	-	-	-	3 999 299	3 860 953	3 875 095	4 682 338
5120520	GLYCERINE, CRUDE OR REFINED							(LB)
CANADA.....	-	-	-	-	70 614	42 275	42 816	42 816
JAPAN.....	-	-	-	-	335 099	187 118	187 118	205 115
OTH CTY.....	683	955	955	1 270	3 819	8 986	8 986	9 655
TOTAL.....	683	955	955	1 270	409 532	238 379	238 920	257 586
5120530	DIPENTAERYTHRITOL AND PENTAERYTHRITOL							(LB)
JAPAN.....	231 470	76 220	76 220	85 119	837 734	458 304	458 304	493 166
TOTAL.....	231 470	76 220	76 220	85 119	837 734	458 304	458 304	493 166
5120550	ALCOHOLS, MONOHYDRIC, UNSUBSTITUTED AND POLYHYDRIC, ESTERS, ETHERS & ETHER-ESTERS, NSPF							(LB)
CANADA.....	-	653 332	685 413	685 413	-	2 992 553	3 035 787	3 024 434
SWEDEN.....	-	-	-	-	-	343 621	334 498	376 832
U KING.....	-	6 284	6 284	7 254	-	3 615 072	3 616 426	3 929 563
NETHLDs.....	-	1 728 075	1 948 225	2 075 385	-	13 734 439	13 959 409	14 891 761
BELGIUM.....	-	1 557 629	1 557 629	1 592 323	-	17 450 380	17 454 655	18 019 219
FRANCE.....	-	119 685	119 685	137 984	-	1 145 056	1 144 156	1 217 072
W GERM.....	-	828 396	828 168	900 554	-	7 444 509	7 434 274	8 074 493
SWITZLD.....	-	358 564	357 352	371 435	-	1 718 345	1 713 186	1 808 248
ITALY.....	-	21 331	21 331	27 430	-	387 576	387 576	419 196
CHINA T.....	-	-	-	-	-	419 654	377 276	582 789
JAPAN.....	-	2 483 376	2 470 834	2 671 118	-	24 718 779	24 701 019	27 214 273
OTH CTY.....	-	487	487	500	-	24 919	24 919	26 756
TOTAL.....	-	7 757 159	7 995 408	8 469 396	-	73 994 903	74 183 181	79 584 636
5120560	ALCOHOLS, FATTY, OF ANIMAL OR VEGETABLE ORIGIN, NSPF							(LB)
DENMARK.....	-	-	-	-	56 812	39 096	39 096	41 456

Table 2. Schedule A Commodity by Country of Origin, Customs, F.a.s., and C.i.f. Values—Continued

(See "Explanation of Statistics" for information on coverage, definitions of Customs, f.a.s., and c.i.f. values, sources of error in the data, OTH CTY (other countries), and other definitions and features of the import statistics. Shipments valued less than \$251 are shown only under Schedule A commodity number 990.0000 and excluded from all other commodities.)

Country of origin	Schedule A commodity number, description and unit of quantity							
	Current month				Cumulative, January to date			
	Net quantity	Value (dollars)			Net quantity	Value (dollars)		
Customs		F.a.s.	C.i.f.	Customs		F.a.s.	C.i.f.	
U KING.....	-	-	-	-	77 955	100 985	100 985	94 285
BELGIUM.....	-	-	-	-	39 507	33 282	33 282	37 002
FRANCE.....	8 333	10 074	10 074	11 905	177 306	110 124	110 426	121 379
W GERM.....	189 034	102 454	102 454	113 448	1 813 767	1 061 878	1 060 020	1 178 895
JAPAN.....	39 683	15 533	15 533	18 599	74 957	38 683	38 683	44 599
TOTAL.....	237 050	128 061	128 061	143 952	2 240 304	1 384 048	1 382 492	1 517 616
5120610	ETHYLENE OXIDE							(LB)
CANADA.....	299 060	88 915	50 750	88 915	3 974 180	1 077 859	674 417	1 077 803
OTH CTY.....	5 026	2 530	2 530	2 622	9 919	6 208	6 178	6 505
TOTAL.....	304 086	91 445	53 280	91 537	3 984 099	1 084 067	680 595	1 084 308
5120620	EPOXIDES AND HALOGENATED EPOXIDES, NSPF, AND ETHERS OF MONOHYDRIC ALCOHOLS AND ACETALS							(LB)
CANADA.....	1 407 240	301 860	245 279	301 860	13 807 337	2 965 209	2 322 241	2 904 372
NORWAY.....	-	-	-	-	55 624	44 676	43 446	47 903
U KING.....	-	-	-	-	47 243	37 037	37 037	43 669
NETHLDS.....	-	-	-	-	166 413	104 751	104 751	133 627
W GERM.....	-	-	-	-	3 052 026	316 547	314 538	357 483
JAPAN.....	9 050	6 100	6 100	6 861	2 179 326	1 131 051	1 130 692	1 237 331
OTH CTY.....	-	-	-	-	6 338	9 814	9 814	10 596
TOTAL.....	1 416 290	307 960	251 379	308 721	19 314 307	4 609 085	3 962 519	4 734 981
5120630	FURFURAL							(LB)
MEXICO.....	136 719	100 155	100 155	100 155	799 783	666 732	666 732	666 732
DOM REP.....	-	-	-	-	163 353	98 012	98 012	105 681
NETHLDS.....	-	-	-	-	65 256	46 634	46 634	52 294
FRANCE.....	65 587	56 971	56 971	61 434	65 587	56 971	56 971	61 434
SPAIN.....	-	-	-	-	204 763	24 460	244 460	255 410
CHINA M.....	-	-	-	-	220 107	241 337	241 337	251 882
JAPAN.....	-	-	-	-	43 915	34 817	34 817	38 206
OTH CTY.....	-	-	-	-	13 669	9 264	9 264	10 109
TOTAL.....	202 306	157 126	157 126	161 589	1 576 433	1 178 227	1 398 227	1 441 748
5120640	GLYOXAL							(LB)
FRANCE.....	-	-	-	-	1 173 728	248 201	248 575	271 214
TOTAL.....	-	-	-	-	1 173 728	248 201	248 575	271 214
5120650	ALDEHYDES, NSPF AND KETONES							(LB)
CANADA.....	12 650	3 879	4 060	4 060	31 293	42 197	43 011	43 012
MEXICO.....	-	-	-	-	55 551	58 236	58 237	58 275
U KING.....	201	2 779	2 779	2 970	2 289 483	394 599	394 438	418 741
NETHLDS.....	-	-	-	-	13 800 232	1 898 394	1 897 335	1 999 053
BELGIUM.....	4 400	6 333	6 336	7 133	899 137	129 904	129 904	145 767
FRANCE.....	32 297	14 501	13 681	18 020	81 697	736 113	736 288	754 404
W GERM.....	264 365	184 734	184 697	201 625	4 319 221	1 675 260	1 672 423	1 807 703
SWITZLD.....	179 235	197 150	197 150	211 600	1 504 163	1 410 210	1 411 461	1 516 266
JAPAN.....	-	-	-	-	6 073 402	1 151 434	1 151 434	1 230 866
OTH CTY.....	-	-	-	-	331	2 887	2 887	3 367
TOTAL.....	493 148	409 379	408 703	445 408	28 999 510	7 499 234	7 497 438	7 977 454
5120710	CHLOROACETIC ACID							(LB)
SWEDEN.....	86 810	22 632	22 632	26 076	1 127 099	361 144	359 484	410 677
NETHLDS.....	159 000	49 091	49 091	54 855	2 107 800	576 859	576 859	653 248
FRANCE.....	875 191	314 322	314 322	359 665	3 697 164	1 241 984	1 242 014	1 405 260
W GERM.....	990 000	280 599	280 599	320 100	6 510 694	1 545 912	1 616 632	1 874 806
JAPAN.....	110 000	57 420	57 420	62 373	1 453 509	818 947	818 947	895 182
OTH CTY.....	-	-	-	-	33 075	15 216	15 216	18 278
TOTAL.....	2 221 001	724 064	724 064	823 069	14 929 341	4 560 062	4 629 152	5 257 451
5120720	LACTIC ACID							(LB)
BRAZIL.....	33 334	14 818	14 818	16 428	210 935	98 401	98 401	109 586
U KING.....	-	-	-	-	131 064	80 562	75 456	83 163
JAPAN.....	-	-	-	-	212 434	109 030	74 737	88 277
OTH CTY.....	-	-	-	-	132	350	350	526
TOTAL.....	33 334	14 818	14 818	16 428	554 565	288 343	248 944	281 552
5120730	TARTARIC ACID							(LB)
ARGENT.....	-	-	-	-	79 366	84 600	84 600	89 550
SPAIN.....	22 046	21 039	21 039	22 059	380 024	310 885	310 885	325 903
ITALY.....	-	-	-	-	408 953	395 545	395 745	418 959
OTH CTY.....	-	-	-	-	25 408	26 140	26 140	27 441
TOTAL.....	22 046	21 039	21 039	22 059	893 751	817 170	817 370	861 853
5120740	ACIDS, NSPF AND ACID ANHYDRIDES, ORGANIC							(LB)
CANADA.....	747 650	106 770	113 008	113 034	9 739 637	1 406 498	1 489 378	1 490 062
BRAZIL.....	-	-	-	-	264 552	236 200	236 200	244 909
SWEDEN.....	1 213	6 032	6 032	6 122	81 845	68 516	68 172	72 320
U KING.....	89 731	50 863	50 863	57 063	3 966 486	897 350	821 914	959 058
NETHLDS.....	-	-	-	-	223 933	106 057	106 057	125 567
BELGIUM.....	-	-	-	-	35 342	44 446	44 446	49 150
FRANCE.....	1 456 772	191 252	191 180	191 552	11 452 595	3 327 402	3 318 784	3 649 246

Table 2. Schedule A Commodity by Country of Origin,
Customs, F.a.s., and C.i.f. Values—Continued

(See "Explanation of Statistics" for information on coverage, definitions of Customs, f.a.s., and c.i.f. values, sources of error in the data, OTH CTY (other countries), and other definitions and features of the import statistics. Shipments valued less than \$251 are shown only under Schedule A commodity number 990.0000 and excluded from all other commodities.)

Country of origin	Schedule A commodity number, description and unit of quantity								
	Current month				Cumulative, January to date				
	Net quantity	Value (dollars)			Net quantity	Value (dollars)			
Customs		F.a.s.	C.i.f.	Customs		F.a.s.	C.i.f.		
W GERM.....	262 130	160 183	160 195	174 214	1 705 614	1 654 150	1 654 596	1 741 912	
SWITZLD.....	1	447	447	488	30 598	66 302	66 493	70 030	
POLAND.....	-	-	-	-	176 379	74 687	74 687	82 839	
SPAIN.....	11 044	4 620	4 620	5 256	141 101	50 590	50 590	57 079	
ITALY.....	39 683	13 500	13 500	15 341	243 401	110 765	110 765	123 006	
JAPAN.....	525 201	290 686	289 603	317 862	6 568 671	4 968 025	4 935 307	5 355 802	
OTH CTY.....	-	-	-	-	80 803	36 707	36 713	39 984	
TOTAL.....	3 133 425	824 353	829 448	880 932	34 710 957	13 047 695	13 014 102	14 060 964	
5120750	POTASSIUM BITARTRATE, 90% OR MORE BY WEIGHT, AND CREAM OF TARTAR							(LB)	
SPAIN.....	39 700	27 242	27 242	28 950	358 956	352 967	352 967	369 774	
ITALY.....	-	-	-	-	46 205	54 675	54 675	57 359	
OTH CTY.....	-	-	-	-	44 092	31 460	31 460	33 491	
TOTAL.....	39 700	27 242	27 242	28 950	449 253	439 102	439 102	460 624	
5120760	SALTS OF ORGANIC ACIDS, NES AND ACYL HALIDES							(LB)	
CANADA.....	-	58 274	58 969	58 969	-	131 812	142 998	143 639	
U KING.....	-	540 293	540 085	581 725	-	1 193 849	1 177 535	1 277 810	
NETHLDs.....	-	168 056	168 056	185 256	-	659 687	659 687	726 952	
FRANCE.....	-	166 440	166 440	177 204	-	887 061	884 061	953 987	
W GERM.....	-	196 952	196 972	213 623	-	2 541 325	2 541 615	2 786 629	
SWITZLD.....	-	1 120	1 120	1 290	-	208 790	208 810	217 963	
SPAIN.....	-	-	-	-	-	114 753	114 753	123 323	
ISRAEL.....	-	-	-	-	-	137 067	127 067	135 742	
CHINA M.....	-	-	-	-	-	169 547	173 290	186 562	
JAPAN.....	-	438 666	438 666	472 734	-	2 965 889	2 960 072	3 209 669	
OTH CTY.....	-	1 327	1 327	1 513	-	72 462	72 446	84 646	
TOTAL.....	-	1 571 128	1 571 635	1 692 314	-	9 082 242	9 062 334	9 846 922	
5120770	VINYL ACETATE							(LB)	
JAPAN.....	-	-	-	-	4 503 972	1 262 800	1 262 800	1 347 920	
OTH CTY.....	-	-	-	-	507	259	259	566	
TOTAL.....	-	-	-	-	4 504 479	1 263 059	1 263 059	1 348 486	
5120780	ESTERS OF MONOHYDRIC ALCOHOLS, NSPF							(LB)	
CANADA.....	-	-	-	-	118 897	119 384	119 416	122 510	
BRAZIL.....	-	-	-	-	94 920	48 941	48 991	54 832	
DENMARK.....	604 061	537 557	549 021	576 708	1 991 107	1 705 003	1 715 823	1 804 521	
U KING.....	110	553	553	586	5 450 453	2 390 137	2 387 958	2 557 610	
FRANCE.....	15 432	18 686	18 686	19 873	315 785	168 085	168 085	186 244	
W GERM.....	574 697	407 154	407 154	439 670	7 661 505	4 361 343	4 359 198	4 693 641	
SWITZLD.....	33 076	57 376	57 376	61 978	123 806	211 724	210 469	220 643	
JAPAN.....	44 092	28 116	28 116	30 969	3 277 707	961 520	961 520	1 052 336	
OTH CTY.....	5 115	7 965	7 965	8 231	15 633	40 246	40 246	42 236	
TOTAL.....	1 276 583	1 057 407	1 068 871	1 138 015	19 049 813	10 006 383	10 011 706	10 734 573	
5120790	ACIDS, SALTS, AND ESTERS OF FATTY SUBSTANCES, NOT SULFONATED OR SULFATED, NSPF							(LB)	
CANADA.....	198 754	17 598	17 708	17 708	1 554 209	126 576	127 946	127 946	
BRAZIL.....	9 998	3 051	3 051	3 401	492 055	157 901	157 901	175 560	
SWEDEN.....	-	-	-	-	60 536	41 529	41 529	45 604	
NORWAY.....	43 651	12 620	12 620	14 456	113 563	46 025	46 025	51 127	
DENMARK.....	28 000	8 007	26 691	27 924	116 200	68 307	109 041	114 360	
U KING.....	10	1 560	1 560	1 658	238 998	106 332	106 332	118 893	
NETHLDs.....	66 167	24 250	21 737	24 529	760 826	349 515	346 771	380 816	
W GERM.....	428 689	225 763	225 863	249 795	1 733 059	946 618	951 164	1 050 541	
SWITZLD.....	-	-	-	-	22 500	35 562	35 562	36 471	
ITALY.....	-	-	-	-	17 202	38 073	38 073	39 056	
JAPAN.....	91 918	127 098	127 098	138 315	985 396	700 567	698 317	764 116	
OTH CTY.....	-	-	-	-	75 795	51 398	51 615	53 473	
TOTAL.....	867 187	419 947	436 328	477 786	6 170 339	2 668 403	2 710 276	2 957 963	
5120810	AMINO ACIDS							(LB)	
CANADA.....	50 100	50 500	50 500	50 525	84 567	85 255	85 695	85 822	
NETHLDs.....	-	-	-	-	31 500	31 964	31 964	33 607	
BELGIUM.....	250 000	243 468	243 468	259 200	1 183 254	1 062 419	1 062 419	1 122 177	
FRANCE.....	508 268	522 051	521 591	544 697	4 373 944	4 382 190	4 360 152	4 550 116	
W GERM.....	541 323	479 464	479 464	515 654	2 464 155	2 212 401	2 208 399	2 337 411	
JAPAN.....	117 110	162 855	146 846	155 652	2 224 836	5 333 184	5 207 888	5 394 619	
OTH CTY.....	14	3 027	3 027	3 110	834	47 126	47 302	48 902	
TOTAL.....	1 466 815	1 461 365	1 444 896	1 528 838	10 363 090	13 154 539	13 003 819	13 572 654	
5120820	CYANURIC CHLORIDE, MELAMINE, AND OTHER COMPOUNDS CONTAINING A TRIAZINE RING							(LB)	
CANADA.....	16 480	38 398	38 585	38 585	188 040	461 999	463 451	466 896	
U KING.....	98	1 397	1 397	1 475	22 311	41 429	41 429	43 293	
NETHLDs.....	8 000	23 329	21 033	22 800	576 132	512 960	504 655	518 539	
BELGIUM.....	594 625	267 546	267 546	300 247	2 718 870	1 205 217	1 205 217	1 345 080	
FRANCE.....	35 164	63 360	63 360	66 550	343 808	310 985	310 985	330 450	
W GERM.....	604 689	1 219 107	1 219 107	1 255 438	3 350 489	6 863 248	6 861 248	7 078 242	
SWITZLD.....	-	-	-	-	70 549	51 389	49 729	54 912	
ITALY.....	114 000	102 600	102 600	107 275	1 565 459	1 801 170	1 696 820	1 769 381	
ISRAEL.....	200 008	359 609	359 609	381 626	382 808	710 946	710 946	751 549	
KOR REP.....	-	-	-	-	167 564	56 931	56 931	66 986	
JAPAN.....	389 900	178 883	178 592	201 799	3 396 545	1 956 781	1 951 056	2 165 153	
OTH CTY.....	2	787	787	864	2	787	787	864	
TOTAL.....	1 962 966	2 255 016	2 252 616	2 376 659	12 782 577	13 973 842	13 853 254	14 591 345	

Table 2. Schedule A Commodity by Country of Origin, Customs, F.a.s., and C.i.f. Values—Continued

(See "Explanation of Statistics" for information on coverage, definitions of Customs, f.a.s., and c.i.f. values, sources of error in the data, OTH CTY (other countries), and other definitions and features of the import statistics. Shipments valued less than \$251 are shown only under Schedule A commodity number 990.0000 and excluded from all other commodities.)

Country of origin	Schedule A commodity number, description and unit of quantity							
	Current month				Cumulative, January to date			
	Net quantity	Value (dollars)			Net quantity	Value (dollars)		
Customs		F.a.s.	C.i.f.	Customs		F.a.s.	C.i.f.	
5120830	MONOSODIUM GLUTAMATE							(LB)
W GERM.....	-	-	-	-	88 184	52 761	52 761	56 161
ITALY.....	-	-	-	-	44 092	51 090	51 090	53 209
KOR REP.....	125 114	60 687	60 687	67 107	818 274	422 090	422 090	467 944
CHINA T.....	95 320	51 641	51 641	56 538	463 070	260 398	260 398	284 695
JAPAN.....	148 919	97 974	94 572	104 777	2 823 382	1 799 733	1 689 416	1 892 619
OTH CTY.....	-	-	-	-	9 400	15 252	15 252	16 367
TOTAL.....	369 353	210 302	206 900	228 422	4 246 402	2 601 324	2 491 007	2 770 995
5120840	THIOUREA, THIOUREA DIOXIDE AND OTHER THIOAMIDES, THIOCARBAMATES, THIOCYANATES, ETC							(LB)
CANADA.....	68 500	49 293	49 747	49 747	144 530	100 058	101 241	101 241
COLOMB.....	-	-	-	-	500 003	300 150	300 150	328 208
BRAZIL.....	-	-	-	-	150 000	127 710	127 710	141 269
U KING.....	-	-	-	-	228 500	423 624	423 624	432 466
NETHLDs.....	36 883	44 991	44 991	46 800	300 085	231 373	231 373	248 273
BELGIUM.....	593 715	1 154 198	1 154 198	1 183 177	3 028 074	5 578 796	5 577 926	5 744 891
FRANCE.....	-	-	-	-	117 404	86 002	86 012	92 952
W GERM.....	11 023	25 336	25 336	27 558	229 084	226 449	226 448	240 243
JAPAN.....	36 000	19 278	19 278	20 829	766 057	334 564	334 564	367 182
OTH CTY.....	-	-	-	-	63 933	35 219	35 218	38 890
TOTAL.....	746 121	1 293 096	1 293 550	1 328 111	5 527 670	7 443 945	7 444 266	7 735 615
5120850	DICYANDIAMIDE, GUANIDINE SALTS AND OTHER ACYCLIC AMIDINES							(LB)
CANADA.....	465 860	166 728	167 888	167 888	9 219 405	3 581 914	3 686 007	3 682 264
NORWAY.....	67 200	21 398	21 398	24 175	571 200	186 741	186 741	208 837
W GERM.....	39 683	19 256	19 256	21 072	227 527	157 435	157 435	168 085
OTH CTY.....	11	2 764	2 764	2 859	40 529	19 335	19 335	21 215
TOTAL.....	572 754	210 146	211 306	215 994	10 058 661	3 945 425	4 049 518	4 080 401
5120860	3-AMINO-1,2,4-TRIAZOLE							(LB)
U KING.....	37 000	39 785	39 785	41 768	37 000	39 785	39 785	41 768
FRANCE.....	112 435	186 741	186 741	190 677	861 997	1 364 145	1 365 145	1 394 573
W GERM.....	41 336	59 088	59 088	61 384	290 567	416 709	416 709	432 788
JAPAN.....	8 100	20 521	20 521	21 223	50 023	129 856	129 856	133 960
TOTAL.....	198 871	306 135	306 135	315 052	1 239 587	1 950 495	1 951 495	2 003 089
5120870	NITROGENOUS COMPOUNDS, NSPF							(LB)
CANADA.....	1 970 672	573 111	538 175	575 705	8 493 382	2 611 106	2 480 428	2 616 728
SWEDEN.....	36 378	87 893	87 744	91 002	129 273	624 740	612 290	632 087
DENMARK.....	46	1 087	1 087	1 198	29 125	35 852	36 354	41 167
U KING.....	364 237	425 305	425 566	443 288	3 703 899	2 427 523	2 423 581	2 605 947
NETHLDs.....	353 429	194 074	194 074	239 752	2 431 381	1 776 370	1 815 404	2 049 061
BELGIUM.....	46 199	39 145	39 098	41 957	299 567	232 760	232 796	262 503
FRANCE.....	86 457	173 283	173 283	181 525	1 266 817	1 860 469	1 859 179	1 979 935
W GERM.....	752 541	1 257 106	1 180 830	1 279 521	5 636 468	6 415 640	6 224 136	6 605 041
SWITZLD.....	236 347	342 898	344 886	359 454	3 025 208	5 143 087	5 151 619	5 411 583
ITALY.....	38 164	92 626	92 626	95 121	3 696 360	3 070 543	2 907 166	3 027 334
ROMANIA.....	-	-	-	-	1 908 963	1 072 479	1 072 479	1 117 865
JAPAN.....	2 212 335	2 577 669	2 568 101	2 680 734	18 745 656	14 915 944	14 808 950	15 729 276
OTH CTY.....	658	7 858	7 858	8 544	57 393	54 546	54 546	56 236
TOTAL.....	6 097 463	5 772 055	5 653 328	5 997 801	47 423 492	40 241 059	39 678 928	42 134 763
5120910	AROMATIC OR ODORIFEROUS SUBSTANCES, NSPF, 10% OR LESS ALCOHOL, NOT ARTIFICIAL MIXTURES							(LB)
BRAZIL.....	-	-	-	-	437 260	89 253	89 253	98 388
U KING.....	11 441	59 138	57 351	59 268	171 676	745 010	732 716	762 980
NETHLDs.....	1 467	2 768	2 769	3 113	125 346	378 424	368 422	393 975
FRANCE.....	7 011	80 138	80 138	83 799	217 049	1 274 942	1 274 953	1 269 554
W GERM.....	5 265	23 919	24 043	24 844	98 339	379 137	379 889	390 282
SWITZLD.....	40 170	130 019	130 019	136 347	135 987	818 070	816 804	843 596
SPAIN.....	11 023	9 882	9 882	11 296	104 146	143 754	143 630	156 833
JAPAN.....	18 917	76 119	76 119	79 406	99 667	718 934	709 374	739 172
OTH CTY.....	-	-	-	-	15 195	29 368	29 368	30 613
TOTAL.....	95 294	381 983	380 321	398 073	1 404 665	4 576 892	4 544 409	4 685 393
5120920	MENTHOL							(LB)
BRAZIL.....	11 861	179 320	179 320	280 692	358 958	7 254 784	7 256 229	7 482 488
W GERM.....	-	-	-	-	6 614	106 624	106 624	107 924
SPAIN.....	441	5 190	5 190	5 246	9 261	160 058	160 058	162 629
HG KONG.....	-	-	-	-	5 000	83 300	83 300	84 195
CHINA T.....	10 000	109 079	109 079	110 550	44 300	714 051	714 066	722 651
JAPAN.....	6 000	52 731	52 731	54 270	26 000	333 754	333 754	341 011
OTH CTY.....	-	-	-	-	2 225	28 864	28 864	29 191
TOTAL.....	28 302	346 320	346 320	450 758	452 358	8 681 435	8 682 895	8 930 089
5120930	DRUGS AND RELATED PRODUCTS, ORGANIC, NSPF							(LB)
CANADA.....	-	10 300	10 299	10 299	-	192 510	193 786	196 104
BAHAMAS.....	-	240 000	240 000	240 394	-	840 000	840 000	841 367
SWEDEN.....	-	-	-	-	-	88 084	88 045	90 544
FINLAND.....	-	-	-	-	-	37 771	37 771	40 650
DENMARK.....	-	-	-	-	-	108 914	106 708	110 312
U KING.....	-	30 440	30 440	32 113	-	390 578	389 026	410 776
NETHLDs.....	-	113 084	113 084	117 212	-	460 402	460 372	479 091

Table 2. Schedule A Commodity by Country of Origin,
Customs, F.a.s., and C.i.f. Values—Continued

(See "Explanation of Statistics" for information on coverage, definitions of Customs, f.a.s., and c.i.f. values, sources of error in the data, OTH CTY (other countries), and other definitions and features of the import statistics. Shipments valued less than \$251 are shown only under Schedule A commodity number 990.0000 and excluded from all other commodities.)

Country of origin	Schedule A commodity number, description and unit of quantity							
	Current month				Cumulative, January to date			
	Net quantity	Value (dollars)			Net quantity	Value (dollars)		
Customs		F.a.s.	C.i.f.	Customs		F.a.s.	C.i.f.	
FRANCE.....	-	66 699	66 699	72 119	-	304 077	304 077	322 753
W GERM.....	-	194 100	194 222	196 918	-	1 194 218	1 191 109	1 221 909
SWITZLD.....	-	77 150	77 150	79 127	-	334 918	335 413	343 960
SPAIN.....	-	1 497	1 497	1 800	-	86 601	85 614	91 649
ITALY.....	-	7 240	7 240	7 501	-	171 290	171 290	176 678
JAPAN.....	-	51 553	45 303	48 123	-	533 334	504 223	536 820
OTH CTY.....	-	8 032	8 032	8 322	-	73 897	73 936	78 399
TOTAL.....	-	800 095	793 966	813 928	-	4 816 594	4 781 370	4 941 012
5120940	CAMPHOR, NATURAL OR SYNTHETIC							(LB)
U KING.....	-	-	-	-	282 702	243 672	246 102	264 724
W GERM.....	-	-	-	-	251 508	237 693	237 765	255 067
CHINA M.....	-	-	-	-	187 391	145 687	145 687	161 113
CHINA T.....	-	-	-	-	72 752	307 599	307 599	314 550
OTH CTY.....	3 100	7 778	7 778	8 121	5 400	13 710	13 814	14 735
TOTAL.....	3 100	7 778	7 778	8 121	799 753	948 361	950 967	1 010 189
5120950	LACTONES, SULFUR COMPOUNDS, TETRAETHYL LEAD AND OTHER ORGANIC COMPOUNDS, NSPF							(LB)
CANADA.....	748 740	75 030	76 604	76 604	14 454 724	1 697 885	1 695 891	1 708 283
U KING.....	6 114	31 743	31 643	32 248	91 420	136 089	135 989	143 000
FRANCE.....	29 617	105 990	105 990	108 990	681 905	417 016	416 931	455 317
W GERM.....	62 117	176 328	176 388	182 600	1 000 281	1 936 549	1 936 636	2 032 004
SWITZLD.....	23 919	109 061	109 061	112 062	37 618	478 531	477 917	490 273
SPAIN.....	11 023	43 149	43 149	44 738	43 801	178 340	177 021	183 269
PORTUGL.....	-	-	-	-	88 000	328 907	327 815	342 866
ISRAEL.....	10	2 131	2 131	2 211	198	47 714	47 714	49 038
JAPAN.....	1 247	2 937	2 937	3 136	400 796	1 195 501	1 196 302	1 232 048
AUSTRAL.....	-	-	-	-	9 855	45 084	45 084	46 229
OTH CTY.....	7 617	19 678	19 326	19 993	149 495	75 713	73 057	78 043
TOTAL.....	890 404	566 047	567 229	582 582	16 958 093	6 537 329	6 530 357	6 760 370
5120960	RENNET AND OTHER ENZYMES AND FERMENTS, NES							(LB)
CANADA.....	31 651	37 446	37 760	37 773	210 543	335 464	345 513	345 573
BRAZIL.....	32 187	141 699	141 699	152 999	301 981	916 569	916 569	1 018 699
DENMARK.....	556 314	955 153	954 153	994 879	2 609 248	4 381 052	4 340 972	4 529 553
U KING.....	44 820	64 092	62 586	65 958	205 108	436 390	434 884	449 911
NETHLDs.....	-	-	-	-	43 349	271 855	271 855	282 788
BELGIUM.....	216 714	308 097	308 097	324 964	690 594	1 233 175	1 225 165	1 276 548
FRANCE.....	1 077	32 164	32 164	33 142	1 313	53 751	53 751	55 333
W GERM.....	191 246	335 425	226 400	242 980	971 031	2 613 743	1 704 229	1 799 625
SWITZLD.....	4 864	121 093	120 085	122 603	51 526	419 907	418 758	426 903
INDIA.....	-	-	-	-	12 125	48 182	48 182	51 552
JAPAN.....	62 874	378 314	378 314	388 829	138 662	1 162 604	1 162 604	1 190 210
AUSTRAL.....	-	-	-	-	1 433	79 400	79 400	79 977
N ZEAL.....	-	-	-	-	37 405	184 040	184 040	189 037
ZAIRE.....	6 498	40 407	40 407	44 110	75 386	521 531	521 525	558 807
REP SAF.....	481	37 971	37 971	39 748	18 951	220 169	220 169	230 500
OTH CTY.....	1 242	17 325	17 334	26 375	18 986	111 863	111 747	124 851
TOTAL.....	1 149 968	2 469 186	2 356 970	2 474 369	5 387 641	12 989 695	12 039 354	12 609 867
5120970	LEVULOSE AND OTHER POLYSACCHARIDES, RARE SACCHARIDES, AND THEIR POLYHYDRIC ALCOHOLS							(LB)
MEXICO.....	34 392	10 924	10 924	10 924	108 455	34 803	37 143	37 143
BRAZIL.....	18 519	10 512	10 512	11 431	206 850	125 452	125 452	136 439
SWEDEN.....	-	-	-	-	14 164	136 076	134 017	136 256
FINLAND.....	551	1 584	1 584	1 628	144 397	104 397	104 397	113 896
DENMARK.....	15 432	22 226	22 226	23 378	185 184	231 523	231 253	243 800
NETHLDs.....	161 555	163 707	163 707	170 399	839 100	792 610	792 610	827 546
BELGIUM.....	78 738	25 163	25 163	28 323	89 761	35 376	35 376	39 573
FRANCE.....	580 050	204 921	204 921	235 451	1 502 997	557 043	567 043	640 632
W GERM.....	19 065	19 806	19 806	21 028	225 573	190 642	190 642	202 186
SWITZLD.....	6 507	11 092	11 092	11 765	31 539	56 791	56 795	59 010
ITALY.....	24 304	25 834	26 872	29 779	365 575	346 626	347 664	369 940
JAPAN.....	107 068	40 879	40 776	45 421	1 161 761	438 118	434 987	482 389
OTH CTY.....	1 066	4 606	4 606	4 860	19 246	29 199	29 107	32 002
TOTAL.....	1 047 247	541 254	542 189	594 387	4 894 602	3 078 656	3 086 486	3 320 812
5132100	CHLORINE							(LB)
CANADA.....	10 536 630	666 415	622 784	688 995	68 259 701	4 039 754	3 549 052	4 114 593
TOTAL.....	10 536 630	666 415	622 784	688 995	68 259 701	4 039 754	3 549 052	4 114 593
5132200	IODINE, CRUDE AND RESUBLIMED, AND BROMINE							(LB)
CHILE.....	-	-	-	-	221 231	531 230	531 230	532 921
JAPAN.....	521 000	1 170 477	1 170 477	1 203 196	2 999 600	6 531 183	6 531 193	6 716 485
OTH CTY.....	492	1 908	1 908	1 969	1 176	4 635	4 635	4 817
TOTAL.....	521 492	1 172 385	1 172 385	1 205 165	3 222 007	7 067 048	7 067 058	7 254 223
5132420	SELENIUM, UNWROUGHT, EXCEPT ALLOYS, INCLUDING WASTE AND SCRAP							(LB)
CANADA.....	13 960	285 238	285 252	285 347	217 000	3 249 536	3 250 979	3 251 074
MEXICO.....	3 748	33 229	33 320	33 494	18 520	173 269	172 763	173 660
PERU.....	2 203	20 969	20 969	21 144	5 026	64 827	64 827	65 305
U KING.....	-	-	-	-	12 961	136 053	136 053	139 353
NETHLDs.....	-	-	-	-	7 014	99 569	99 569	100 755
BELGIUM.....	-	-	-	-	5 307	51 637	51 537	51 871

Table 2. Schedule A Commodity by Country of Origin, Customs, F.a.s., and C.i.f. Values—Continued

(See "Explanation of Statistics" for information on coverage, definitions of Customs, f.a.s., and c.i.f. values, sources of error in the data, OTH CTY (other countries), and other definitions and features of the import statistics. Shipments valued less than \$251 are shown only under Schedule A commodity number 990.0000 and excluded from all other commodities.)

Country of origin	Schedule A commodity number, description and unit of quantity							
	Current month				Cumulative, January to date			
	Net quantity	Value (dollars)			Net quantity	Value (dollars)		
Customs		F.a.s.	C.i.f.	Customs		F.a.s.	C.i.f.	
PORTUGL.....	4 408	40 446	40 446	44 533	4 408	40 446	40 446	44 533
YUGOSLV.....	2 205	23 148	23 148	25 077	11 023	115 728	115 617	119 627
BULGAR.....	3 307	25 628	25 628	26 400	14 330	190 200	190 200	192 954
JAPAN.....	-	-	-	-	42 359	501 399	501 399	508 007
OTH CTY.....	-	-	-	-	532	12 014	12 014	12 625
TOTAL.....	29 831	428 658	428 763	435 995	338 480	4 634 678	4 635 404	4 659 764
5132440	METALLOIDS, EXCEPT ALLOYS, INCLUDING WASTE AND SCRAP, NSPF							
CANADA.....	-	157 104	157 504	157 714	-	1 825 614	1 834 982	1 835 359
PERU.....	-	122 125	122 125	123 584	-	265 680	265 680	269 739
SWEDEN.....	-	131 980	132 068	137 053	-	740 766	742 086	783 662
NORWAY.....	-	-	-	-	-	219 656	219 531	230 984
DENMARK.....	-	23 827	23 824	24 010	-	60 333	60 330	60 841
BELGIUM.....	-	3 189	3 189	3 395	-	34 800	34 800	36 476
W GERM.....	-	340 955	330 464	354 111	-	1 012 955	974 517	1 039 727
CZECHO.....	-	-	-	-	-	69 759	69 759	72 684
YUGOSLV.....	-	-	-	-	-	344 470	344 470	371 269
JAPAN.....	-	119 614	133 263	125 034	-	757 172	815 677	808 378
OTH CTY.....	-	17 077	17 077	17 410	-	24 614	24 614	25 309
TOTAL.....	-	915 871	919 514	942 311	-	5 355 819	5 386 446	5 534 428
5132500	MERCURY, EXCEPT ALLOYS, INCLUDING WASTE AND SCRAP (LB)							
CANADA.....	77 900	141 003	143 942	143 942	520 220	1 150 377	1 168 594	1 168 594
MEXICO.....	15 086	30 549	30 906	30 999	156 855	417 869	420 783	423 141
PERU.....	7 600	22 000	22 000	23 486	77 934	206 495	206 501	214 036
FRANCE.....	-	-	-	-	30 423	80 791	80 791	85 470
USSR.....	-	-	-	-	45 624	122 533	122 617	127 379
SPAIN.....	34 226	89 408	89 408	93 865	237 452	690 551	690 551	722 361
ITALY.....	7 682	21 160	21 160	22 342	264 560	628 299	628 299	662 525
YUGOSLV.....	-	-	-	-	26 621	81 130	81 130	83 621
CHINA M.....	-	-	-	-	26 621	64 885	64 885	67 598
ALGERIA.....	45 636	88 369	88 369	95 224	391 626	1 031 599	1 031 599	1 092 008
OTH CTY.....	-	-	-	-	7 386	26 543	26 543	27 438
TOTAL.....	188 130	392 489	395 785	409 858	1 785 322	4 501 072	4 522 293	4 674 171
5132720	CARBON (LB)							
CANADA.....	939 021	362 016	362 040	375 128	3 473 691	1 478 238	1 453 112	1 508 687
TOTAL.....	939 021	362 016	362 040	375 128	3 473 691	1 478 238	1 453 112	1 508 687
5132740	CARBON BLACK AND LAMPBLACK (LB)							
CANADA.....	1 836 682	194 377	204 631	204 631	13 271 842	1 257 020	1 359 762	1 359 762
W GERM.....	32 366	8 238	8 238	10 544	216 833	64 801	64 800	77 136
INDNSIA.....	397 462	154 832	154 832	209 799	1 546 088	355 656	355 656	526 466
OTH CTY.....	220	500	500	513	114 817	24 114	24 152	27 349
TOTAL.....	2 266 730	357 947	368 201	425 487	15 149 580	1 701 591	1 804 370	1 990 713
5132900	CHEMICAL ELEMENTS AND OTHER BASE METALS, UNWROUGHT AND WASTE AND SCRAP THEREOF, NSPF (LB)							
CANADA.....	2 933 950	83 113	82 794	87 631	15 462 192	493 418	509 857	518 177
W GERM.....	120	3 934	3 934	4 577	1 436	67 143	67 144	70 232
USSR.....	-	-	-	-	2 206	34 298	34 298	34 490
OTH CTY.....	135	1 774	2 134	2 271	11 666	38 026	38 324	40 536
TOTAL.....	2 934 205	88 821	88 862	94 479	15 477 500	632 885	649 623	663 435
5133100	HYDROCHLORIC ACID (LB)							
CANADA.....	5 726 395	155 074	166 216	166 316	45 043 860	1 277 655	1 349 806	1 349 916
OTH CTY.....	1 888	1 380	1 380	1 544	18 132	9 271	9 271	9 807
TOTAL.....	5 728 283	156 454	167 596	167 860	45 061 992	1 286 926	1 359 077	1 359 723
5133200	SULFUR DIOXIDE (STN)							
CANADA.....	3 320	174 158	204 170	204 170	21 209	1 080 657	1 227 457	1 227 457
TOTAL.....	3 320	174 158	204 170	204 170	21 209	1 080 657	1 227 457	1 227 457
5133300	SULFURIC ACID (LB)							
CANADA.....	62 883 283	334 851	361 695	466 035	288 194 574	2 006 399	2 146 836	2 541 700
N ANTIL.....	-	-	-	-	6 803 215	102 421	102 421	203 669
NORWAY.....	-	-	-	-	13 000 000	314 547	314 547	463 319
OTH CTY.....	772 870	7 409	7 409	7 523	1 810 389	16 766	17 195	17 383
TOTAL.....	63 656 153	342 260	369 104	473 558	309 808 178	2 440 133	2 580 999	3 226 071
5133400	NITRIC ACID (LB)							
CANADA.....	738 800	24 990	26 004	26 004	5 232 980	178 511	185 641	185 641
OTH CTY.....	-	-	-	-	232 876	5 588	5 829	6 366
TOTAL.....	738 800	24 990	26 004	26 004	5 465 856	184 099	191 470	192 007
5133500	PHOSPHORIC ACID (LB)							
CANADA.....	46 420	9 143	9 457	9 457	1 089 580	194 827	204 595	204 595
OTH CTY.....	-	-	-	-	2 219	5 800	5 800	6 069
TOTAL.....	46 420	9 143	9 457	9 457	1 091 799	200 627	210 395	210 664

Table 2. Schedule A Commodity by Country of Origin,
Customs, F.a.s., and C.i.f. Values—Continued

(See "Explanation of Statistics" for information on coverage, definitions of Customs, f.a.s., and c.i.f. values, sources of error in the data, OTH CTY (other countries), and other definitions and features of the import statistics. Shipments valued less than \$251 are shown only under Schedule A commodity number 990.0000 and excluded from all other commodities.)

Country of origin	Schedule A commodity number, description and unit of quantity							
	Current month				Cumulative, January to date			
	Net quantity	Value (dollars)			Net quantity	Value (dollars)		
Customs		F.a.s.	C.i.f.	Customs		F.a.s.	C.i.f.	
5133600	ARSENIC ACID AND ARSENIC TRIOXIDE							(LB)
MEXICO.....	663 749	95 458	99 562	99 562	4 067 241	583 754	605 570	605 470
SWEDEN.....	4 410 081	1 027 663	1 027 663	1 064 913	6 616 445	1 143 285	1 143 285	1 342 559
FRANCE.....	278 426	64 766	64 766	76 123	1 031 979	229 798	229 797	269 820
SW AFR.....	-	-	-	-	1 939 770	252 171	252 171	345 403
OTH CTY.....	59 284	10 694	10 910	14 821	59 310	11 494	11 710	15 647
TOTAL.....	5 411 540	1 198 581	1 202 901	1 255 419	13 714 745	2 220 502	2 242 533	2 578 899
5133700	BORIC ACID							(LB)
TURKEY.....	-	-	-	-	220 460	33 500	33 500	35 175
OTH CTY.....	-	-	-	-	119 277	24 522	24 522	29 390
TOTAL.....	-	-	-	-	339 737	58 022	58 022	64 565
5133920	SULFAMIC ACID							(LB)
JAPAN.....	582 000	71 095	71 095	91 874	2 099 000	246 361	246 361	320 269
OTH CTY.....	-	-	-	-	4 386	1 536	1 536	1 631
TOTAL.....	582 000	71 095	71 095	91 874	2 103 386	247 897	247 897	321 900
5133940	INORGANIC ACIDS AND OXYGEN COMPOUNDS OF NON-METALS OR METALLOIDS, NSPF							(LB)
CANADA.....	5 241 651	1 025 180	1 057 044	1 057 044	33 147 320	6 319 052	6 540 246	6 540 246
MEXICO.....	962 562	213 986	212 377	212 377	2 181 119	523 270	520 062	520 062
U KING.....	78 991	61 773	61 773	65 517	1 471 683	807 790	809 725	865 702
FRANCE.....	-	-	-	-	17 656	39 103	39 057	40 527
W GERM.....	10 799	28 883	28 883	29 665	132 237	886 818	887 100	903 622
JAPAN.....	1 500	11 813	11 813	12 204	509 495	227 768	227 798	277 509
OTH CTY.....	3 955	1 960	1 960	2 015	11 274	11 162	11 176	11 949
TOTAL.....	6 299 458	1 343 595	1 373 850	1 378 822	37 470 784	8 814 963	9 035 164	9 159 617
5135100	ZINC OXIDE NOT CONTAINING LEAD							(LB)
CANADA.....	1 058 866	421 554	432 118	431 746	4 353 593	1 775 218	1 802 026	1 801 654
MEXICO.....	1 294 879	313 814	316 328	316 328	6 757 195	1 745 062	1 757 411	1 758 387
NETHLDs.....	-	-	-	-	120 000	50 476	50 476	55 133
REP SAF.....	-	-	-	-	110 230	48 210	48 209	56 256
OTH CTY.....	-	-	-	-	10 949	10 503	10 503	11 464
TOTAL.....	2 353 745	735 368	748 446	748 074	11 351 967	3 629 469	3 668 625	3 682 894
5135300	IRON OXIDE AND HYDROXIDE PIGMENTS, SYNTHETIC AND NATURAL PIGMENTS NES							(LB)
CANADA.....	1 173 130	111 502	117 638	117 638	6 237 540	631 494	682 442	682 442
MEXICO.....	66 150	11 402	11 402	11 402	474 050	82 062	84 039	84 039
U KING.....	9 909	2 378	2 440	2 666	620 493	117 630	119 958	145 712
W GERM.....	694 400	153 709	143 622	172 916	10 484 789	2 583 209	2 528 898	2 909 922
SPAIN.....	94 593	7 748	7 753	12 228	840 519	57 306	56 774	92 295
JAPAN.....	134 000	26 855	26 855	32 277	1 103 032	257 933	256 535	308 437
OTH CTY.....	149 913	33 340	33 340	38 136	200 730	36 645	36 645	43 525
TOTAL.....	2 322 095	346 934	343 050	387 263	19 961 153	3 766 279	3 765 291	4 266 372
5135400	COBALT OXIDE AND ZAFFER							(LB)
BELGIUM.....	-	-	-	-	41 667	140 394	140 394	142 058
OTH CTY.....	2	255	255	264	619	3 179	3 179	3 359
TOTAL.....	2	255	255	264	42 286	143 573	143 573	145 417
5135500	TITANIUM DIOXIDE							(LB)
CANADA.....	1 233 247	412 632	418 817	418 817	3 466 105	1 149 411	1 166 149	1 167 995
FINLAND.....	126 000	38 656	38 656	42 714	790 000	244 212	244 212	264 732
U KING.....	201 597	63 593	63 593	72 225	3 603 916	1 126 782	1 119 862	1 267 942
FRANCE.....	102 680	32 940	32 940	37 421	1 994 932	610 786	600 524	679 054
W GERM.....	760 561	294 758	294 758	316 987	4 058 943	1 660 973	1 661 048	1 792 181
JAPAN.....	2 000	1 543	1 543	1 665	455 927	136 005	136 005	153 452
OTH CTY.....	-	-	-	-	139 857	55 817	55 847	61 983
TOTAL.....	2 426 085	844 122	850 307	889 829	14 509 680	4 983 986	4 983 647	5 387 339
5135620	LITHARGE							(LB)
MEXICO.....	1 694 710	345 777	334 333	334 333	4 556 141	1 025 908	1 001 918	1 001 918
OTH CTY.....	9 200	1 973	2 088	2 088	96 935	22 458	23 482	24 409
TOTAL.....	1 703 910	347 750	336 421	336 421	4 653 076	1 048 366	1 025 400	1 026 327
5135640	ORANGE MINERAL, RED LEAD AND SUBOXIDE OF LEAD							(LB)
MEXICO.....	129 979	32 723	32 741	32 741	217 979	59 136	57 626	57 626
TOTAL.....	129 979	32 723	32 741	32 741	217 979	59 136	57 626	57 626
5136100	AMMONIA, ANHYDROUS, LIQUID ANHYDROUS AND AQUA							(LB)
CANADA.....	-	1 366 590	1 402 553	1 403 640	-	10 730 642	11 094 232	11 098 178
MEXICO.....	-	-	-	-	-	1 443 756	1 443 756	1 568 567
TRINID.....	-	1 068 199	1 068 199	1 131 915	-	5 100 845	5 100 845	5 827 224
N ANTIL.....	-	1 386 871	1 386 871	1 515 946	-	4 994 182	4 994 182	5 389 113
COLOMB.....	-	-	-	-	-	2 059 772	2 059 772	2 171 647
VENEZ.....	-	-	-	-	-	2 217 478	2 217 478	2 346 038
DENMARK.....	-	-	-	-	-	1 128 755	1 128 755	1 421 427
U KING.....	-	-	-	-	-	2 143 883	2 143 883	2 395 400

Table 2. Schedule A Commodity by Country of Origin, Customs, F.a.s., and C.i.f. Values—Continued

(See "Explanation of Statistics" for information on coverage, definitions of Customs, f.a.s., and c.i.f. values, sources of error in the data, OTH CTY (other countries), and other definitions and features of the import statistics. Shipments valued less than \$251 are shown only under Schedule A commodity number 990.0000 and excluded from all other commodities.)

Country of origin	Schedule A commodity number, description and unit of quantity							
	Current month			Cumulative, January to date				
	Net quantity	Value (dollars)			Net quantity	Value (dollars)		
Customs		F.a.s.	C.i.f.	Customs		F.a.s.	C.i.f.	
NETHLDs.....	-	-	-	-	-	7 931 420	7 931 420	8 496 253
BELGIUM.....	-	4 303 341	4 303 341	4 691 276	-	7 053 818	7 053 818	7 633 132
IRAN.....	-	2 860 227	2 860 227	3 276 163	-	2 860 227	2 860 227	3 276 163
KUWAIT.....	-	3 150 438	3 150 438	3 715 156	-	3 150 438	3 150 438	3 715 156
QATAR.....	-	2 539 984	2 539 984	3 185 784	-	2 539 984	2 539 984	3 185 784
ARAB EM.....	-	-	-	-	-	6 125 952	6 125 952	6 397 904
JAPAN.....	-	-	-	-	-	13 663 497	13 663 497	17 328 897
AUSTRAL.....	-	-	-	-	-	6 635 191	6 635 192	7 860 301
TOTAL.....	-	16 675 650	16 711 613	18 919 880	-	79 779 840	80 143 431	90 111 184
5136200	SODIUM HYDROXIDE			(LB)				
CANADA.....	5 512 395	347 873	359 004	371 045	33 141 760	1 707 401	1 781 302	1 825 905
SWEDEN.....	82 022	17 244	17 244	20 210	1 137 001	215 045	215 045	255 475
BELGIUM.....	12 291 268	496 157	496 157	509 724	22 446 138	1 475 220	1 475 220	1 513 687
FRANCE.....	-	-	-	-	14 436 182	3 060 766	2 993 356	3 344 623
W GERM.....	81 240	15 448	15 448	18 429	21 095 183	1 118 153	1 118 153	1 322 231
ITALY.....	-	-	-	-	4 412 551	700 532	685 148	743 205
CHINA T.....	-	-	-	-	2 204 600	340 000	340 000	400 143
JAPAN.....	-	-	-	-	20 609 650	2 109 294	2 109 294	2 810 685
OTH CTY.....	-	-	-	-	287 650	11 363	11 363	11 363
TOTAL.....	17 966 925	876 722	887 853	919 408	119 770 715	10 737 774	10 728 881	12 227 317
5136300	POTASSIUM HYDROXIDE			(LB)				
SWEDEN.....	81 000	19 946	19 946	22 844	437 106	114 061	112 408	131 078
BELGIUM.....	-	-	-	-	441 118	102 415	102 415	116 052
FRANCE.....	-	-	-	-	2 684 205	572 257	572 257	663 510
W GERM.....	37 999	7 555	7 555	8 850	1 318 468	258 388	258 406	305 651
JAPAN.....	1 791 347	315 594	315 594	402 904	8 708 126	1 532 536	1 532 097	2 004 402
OTH CTY.....	67	289	289	318	247 701	36 962	38 325	42 245
TOTAL.....	1 910 413	343 384	343 384	434 916	13 836 724	2 616 619	2 615 908	3 262 938
5136420	BARIUM DIOXIDE, HYDROXIDE AND OXIDE			(LB)				
U KING.....	-	-	-	-	204 316	63 467	63 467	70 059
FRANCE.....	-	-	-	-	345 537	93 473	93 473	104 386
W GERM.....	194 250	58 257	58 257	65 627	1 955 997	590 853	591 053	658 019
USSR.....	-	-	-	-	220 460	38 473	38 473	47 700
ITALY.....	-	-	-	-	2 085 163	646 871	646 871	752 310
OTH CTY.....	40 124	6 152	6 152	7 484	220 902	30 772	30 772	41 194
TOTAL.....	234 374	64 409	64 409	73 111	5 032 375	1 463 909	1 464 109	1 673 668
5136460	MAGNESIUM OXIDE			(LB)				
JAPAN.....	-	-	-	-	56 000	41 063	41 063	43 529
OTH CTY.....	81 218	10 921	10 921	13 298	271 583	46 730	46 817	51 870
TOTAL.....	81 218	10 921	10 921	13 298	327 583	87 793	87 880	95 399
5136520	ALUMINUM OXIDE ABRASIVES, CRUDE			(STN)				
CANADA.....	9 950	1 942 144	1 962 977	1 949 945	67 870	13 574 094	13 688 871	13 653 377
OTH CTY.....	-	-	-	-	1	499	499	652
TOTAL.....	9 950	1 942 144	1 962 977	1 949 945	67 871	13 574 593	13 689 370	13 654 029
5136540	ALUMINUM HYDROXIDE AND OXIDE			(LB)				
CANADA.....	3 715 293	294 438	314 993	317 590	19 100 460	1 513 360	1 619 139	1 621 912
JAMAICA.....	146 198 080	9 187 674	9 187 674	9 999 251	743 035 522	43 041 347	43 041 347	46 171 240
GUYANA.....	-	-	-	-	19 923 748	709 137	709 137	795 119
SURINAM.....	21 463 986	943 126	943 126	976 198	563 973 581	27 275 178	25 273 645	28 617 426
U KING.....	220 000	58 001	58 001	66 110	368 777	165 729	165 729	182 448
FRANCE.....	1 881 090	1 186 427	1 186 427	1 336 774	11 118 947	6 533 046	6 533 046	6 996 725
W GERM.....	518 097	164 703	164 694	189 053	4 001 652	1 154 103	1 152 117	1 334 466
AUSTRAL.....	267 736 987	11 905 609	11 905 609	12 588 324	2 282 888 543	103 835 989	103 835 989	113 014 056
OTH CTY.....	100	796	796	1 002	85 411	35 409	35 419	40 221
TOTAL.....	441 733 633	23 740 774	23 761 320	25 474 302	3 644 496 641	184 263 298	182 365 568	198 773 615
5136600	ALUMINUM OXIDE ABRASIVES IN GRAINS, GROUND, PULVERIZED OR REFINED			(LB)				
U KING.....	44 092	11 023	11 023	12 912	2 569 628	594 415	596 013	685 437
FRANCE.....	-	-	-	-	517 011	124 595	124 595	139 973
W GERM.....	42 990	11 835	11 835	12 909	965 670	250 938	251 093	287 405
AUSTRIA.....	45 856	10 980	10 980	12 604	338 141	80 863	80 863	92 640
OTH CTY.....	38 204	21 129	22 281	23 433	44 769	22 245	23 397	24 935
TOTAL.....	171 142	54 967	56 119	61 858	4 335 219	1 073 056	1 075 961	1 230 390
5137220	ANTIMONY OXIDE			(LB)				
U KING.....	97 000	152 460	152 638	155 823	1 191 232	1 978 760	1 978 938	2 027 331
NETHLDs.....	39 683	88 661	88 661	90 339	39 683	88 661	88 661	90 339
BELGIUM.....	-	-	-	-	220 132	468 052	468 076	477 528
FRANCE.....	-	-	-	-	359 750	654 346	654 346	670 978
CHINA M.....	66 138	166 824	166 824	171 501	363 761	807 565	807 565	829 643
HONG KONG.....	-	-	-	-	34 322	66 571	66 571	68 644
CHINA T.....	-	-	-	-	385 806	769 505	769 505	786 775
JAPAN.....	68 343	82 528	82 528	85 828	1 266 727	1 266 727	1 266 727	1 306 306
REP SAF.....	1 576 141	260 057	260 057	351 047	7 541 048	1 269 383	1 269 383	1 833 249
OTH CTY.....	2	261	261	284	324	1 557	1 557	1 644
TOTAL.....	1 847 307	750 791	750 969	854 822	10 861 046	7 371 127	7 371 329	8 092 437

Table 2. Schedule A Commodity by Country of Origin,
Customs, F.a.s., and C.i.f. Values—Continued

(See "Explanation of Statistics" for information on coverage, definitions of Customs, f.a.s., and c.i.f. values, sources of error in the data, OTH CTY (other countries), and other definitions and features of the import statistics. Shipments valued less than \$251 are shown only under Schedule A commodity number 990.0000 and excluded from all other commodities.)

Country of origin	Schedule A commodity number, description and unit of quantity							
	Net quantity	Current month			Net quantity	Cumulative, January to date		
		Customs	F.a.s.	C.i.f.		Customs	F.a.s.	C.i.f.
5137240	NICKEL OXIDE							(LB)
CANADA.....	1 723 877	2 655 256	2 653 761	2 677 228	5 763 053	8 955 056	8 879 671	9 029 448
FRANCE.....	-	-	-	-	39 981	61 063	61 776	62 738
AUSTRAL.....	134 117	288 870	288 870	294 929	1 475 284	577 740	577 740	589 858
TOTAL.....	1 857 994	2 944 126	2 942 631	2 972 157	7 278 318	9 593 859	9 519 187	9 682 044
5137270	BASES, INORGANIC, AND OXIDES, METALLIC, NSPF							(LB)
CANADA.....	-	90 799	92 993	101 529	-	630 855	627 861	668 591
CHILE.....	-	-	-	-	-	180 318	180 318	184 280
NORWAY.....	-	123 891	125 041	130 815	-	327 907	329 419	340 576
FINLAND.....	-	-	-	-	-	124 209	124 209	126 441
U KING.....	-	6 755	6 756	7 126	-	360 645	360 664	378 945
BELGIUM.....	-	18 191	18 191	18 657	-	351 494	342 560	353 630
FRANCE.....	-	107 167	107 167	110 315	-	1 137 543	1 137 543	1 163 221
W GERM.....	-	101 791	101 791	105 211	-	1 024 104	1 057 882	1 095 436
SWITZLD.....	-	-	-	-	-	106 995	106 995	108 067
POLAND.....	-	-	-	-	-	147 566	147 566	156 574
USSR.....	-	35 513	35 513	35 750	-	680 661	660 536	673 959
JAPAN.....	-	10 135	9 865	10 373	-	672 933	672 937	719 797
REP SAF.....	-	249 922	249 922	263 066	-	2 702 195	2 702 195	2 861 846
OTH CTY.....	-	856	856	894	-	15 340	15 340	16 276
TOTAL.....	-	745 020	748 095	783 736	-	8 462 765	8 466 025	8 847 639
5140120	ALUMINUM COMPOUNDS, NSPF							(LB)
CANADA.....	2 014 435	105 493	119 011	118 051	11 322 078	932 343	1 049 299	1 045 199
MEXICO.....	288 770	49 055	49 055	49 055	1 638 643	271 162	269 805	269 805
JAMAICA.....	-	-	-	-	1 200 000	58 608	58 608	77 400
W GERM.....	5 313	17 023	16 369	19 414	251 694	118 314	117 684	147 567
CHINA M.....	-	-	-	-	661 800	123 724	123 724	151 385
JAPAN.....	-	-	-	-	1 102 737	274 010	274 010	313 865
OTH CTY.....	41 612	4 916	4 907	6 689	154 417	18 584	18 575	23 590
TOTAL.....	2 350 130	176 487	189 342	193 209	16 331 369	1 796 745	1 911 705	2 028 811
5140130	AMMONIUM COMPOUNDS, NSPF							(LB)
CANADA.....	-	6 295	6 345	6 345	-	55 890	56 429	56 429
CHILE.....	-	-	-	-	-	344 692	344 692	347 301
SWEDEN.....	-	332	332	343	-	174 058	174 058	176 322
U KING.....	-	92 572	92 572	104 423	-	454 367	454 520	506 409
NETHLD.....	-	-	-	-	-	175 401	175 401	183 587
BELGIUM.....	-	-	-	-	-	166 778	166 778	198 086
W GERM.....	-	34 212	34 212	40 525	-	651 126	648 824	705 128
ISRAEL.....	-	31 502	31 502	42 577	-	108 536	108 536	125 547
KOR REP.....	-	-	-	-	-	2 623 512	2 623 512	2 676 594
JAPAN.....	-	65 260	65 260	74 780	-	1 523 917	1 520 134	1 649 910
OTH CTY.....	-	11 681	11 681	12 232	-	75 538	67 810	85 782
TOTAL.....	-	241 854	241 904	281 225	-	6 353 815	6 340 694	6 711 095
5140142	CALCIUM CARBIDE							(LB)
CANADA.....	717 700	67 880	69 458	69 458	4 399 982	432 212	437 870	437 870
TOTAL.....	717 700	67 880	69 458	69 458	4 399 982	432 212	437 870	437 870
5140144	CALCIUM CYANIDE							(LB)
CANADA.....	162 360	29 228	29 228	29 228	939 345	176 141	182 287	182 287
OTH CTY.....	46 380	1 739	1 739	1 739	46 380	1 739	1 739	1 739
TOTAL.....	208 740	30 967	30 967	30 967	985 725	177 880	184 026	184 026
5140146	CALCIUM COMPOUNDS, NSPF							(LB)
CANADA.....	-	150 884	177 934	183 934	-	493 781	641 371	656 371
U KING.....	-	-	-	-	-	38 316	38 789	54 851
BELGIUM.....	-	-	-	-	-	175 637	175 637	199 082
FRANCE.....	-	-	-	-	-	36 389	36 389	37 212
W GERM.....	-	82 726	82 220	83 376	-	454 334	448 651	466 632
JAPAN.....	-	83 442	83 442	94 908	-	912 571	912 537	1 053 526
OTH CTY.....	-	-	-	-	-	21 494	21 494	24 973
TOTAL.....	-	317 052	343 596	362 218	-	2 132 522	2 274 868	2 492 647
5140147	SILICON CARBIDE, CRUDE AND IN GRAINS, GROUND, PULVERIZED OR REFINED							(LB)
CANADA.....	-	1 211 924	1 242 948	1 260 389	-	8 342 429	8 679 461	8 781 914
NORWAY.....	-	37 789	37 789	38 995	-	404 843	404 943	438 408
W GERM.....	-	22 229	22 229	25 979	-	234 377	234 377	254 529
OTH CTY.....	-	-	-	-	-	22 545	22 621	24 607
TOTAL.....	-	1 271 942	1 302 966	1 325 363	-	9 004 194	9 341 402	9 499 458
5140149	CARBIDE COMPOUNDS, NSPF							(LB)
CANADA.....	-	30 387	32 063	32 063	-	580 143	610 823	610 623
SWEDEN.....	-	40 420	40 435	42 191	-	132 388	132 412	138 173
W GERM.....	-	211 765	211 765	219 020	-	1 877 058	1 874 808	1 915 643
JAPAN.....	-	-	-	-	-	56 584	56 584	58 581
OTH CTY.....	-	26 271	26 271	26 762	-	45 723	45 723	47 570
TOTAL.....	-	308 843	310 534	320 036	-	2 691 906	2 720 350	2 770 590

Table 2. Schedule A Commodity by Country of Origin,
Customs, F.a.s., and C.i.f. Values—Continued

(See "Explanation of Statistics" for information on coverage, definitions of Customs, f.a.s., and c.i.f. values, sources of error in the data, OTH CTY (other countries), and other definitions and features of the import statistics. Shipments valued less than \$251 are shown only under Schedule A commodity number 990.0000 and excluded from all other commodities.)

Country of origin	Schedule A commodity number, description and unit of quantity							
	Current month				Cumulative, January to date			
	Net quantity	Value (dollars)			Net quantity	Value (dollars)		
Customs		F.a.s.	C.i.f.	Customs		F.a.s.	C.i.f.	
5140152	POTASSIUM CYANIDE, FERRICYANIDE, AND FERROCYANIDE							(LB)
BELGIUM.....	-	-	-	-	124 164	82 395	82 395	86 771
W GERM.....	200 066	89 669	89 669	95 031	1 612 949	788 539	788 539	841 469
E GERM.....	22 046	17 133	17 133	18 133	48 501	38 387	38 387	40 566
OTH CTY.....	2 688	2 656	2 656	2 727	45 427	22 660	22 660	24 852
TOTAL.....	224 800	109 458	109 458	115 891	1 831 041	931 981	931 981	993 648
5140154	POTASSIUM COMPOUNDS, NSPF							
CANADA.....	-	166 926	128 779	167 648	-	958 459	785 900	939 676
SWEDEN.....	-	833	833	860	-	65 301	65 301	76 678
FINLAND.....	-	7 334	7 334	11 136	-	53 027	53 027	77 054
U KING.....	-	37 994	37 994	42 721	-	363 454	362 291	408 935
NETHLDs.....	-	2 583	2 583	4 166	-	44 221	44 221	50 227
FRANCE.....	-	39 066	39 066	45 292	-	305 926	305 926	385 422
W GERM.....	-	81 391	80 621	96 670	-	1 749 026	1 740 188	1 911 224
SWITZLD.....	-	9 882	9 882	10 155	-	46 644	46 644	50 466
ISRAEL.....	-	-	-	-	-	152 928	152 928	175 646
JAPAN.....	-	-	-	-	-	597 511	597 511	649 157
OTH CTY.....	-	2 949	2 957	3 272	-	56 510	56 569	62 622
TOTAL.....	-	348 958	310 049	381 920	-	4 393 007	4 210 506	4 787 107
5140161	SODIUM CHLORATE							(LB)
CANADA.....	3 018 810	279 981	284 684	288 591	19 753 959	1 658 257	1 713 146	1 720 053
OTH CTY.....	-	-	-	-	79 733	8 895	8 923	10 764
TOTAL.....	3 018 810	279 981	284 684	288 591	19 833 692	1 667 152	1 722 069	1 730 817
5140162	SODIUM CHROMATE AND DICHROMATE							(LB)
JAPAN.....	-	-	-	-	670 198	194 055	194 055	220 052
TOTAL.....	-	-	-	-	670 198	194 055	194 055	220 052
5140163	SODIUM CYANIDE							(LB)
U KING.....	58 202	13 956	13 956	16 822	4 706 297	1 262 282	1 261 414	1 492 174
W GERM.....	-	-	-	-	785 075	178 347	178 347	205 887
JAPAN.....	100 000	24 575	24 575	30 000	280 000	69 060	69 060	84 000
OTH CTY.....	39 683	17 067	18 135	20 376	39 683	17 067	18 135	20 376
TOTAL.....	197 885	55 598	56 666	67 198	5 811 055	1 526 756	1 526 956	1 802 437
5140164	SODIUM SULFATE							
CANADA.....	-	613 046	786 770	786 770	-	4 110 177	5 365 140	5 365 455
MEXICO.....	-	-	-	-	-	133 724	141 370	141 370
BELGIUM.....	-	725 482	725 482	930 547	-	2 126 781	2 126 781	2 712 022
W GERM.....	-	-	-	-	-	82 579	82 579	170 371
E GERM.....	-	-	-	-	-	35 241	35 241	79 399
TOTAL.....	-	1 338 528	1 512 252	1 717 317	-	6 488 502	7 751 111	8 468 617
5140165	SODIUM PERBORATE							(LB)
FRANCE.....	45 000	7 398	7 398	9 466	230 200	33 707	32 577	42 692
W GERM.....	400 001	54 020	54 020	67 456	1 171 459	189 809	189 809	269 589
OTH CTY.....	-	-	-	-	79 000	11 437	11 437	14 268
TOTAL.....	445 001	61 418	61 418	76 922	1 480 659	234 953	233 823	326 549
5140166	SODIUM COMPOUNDS, NSPF							
CANADA.....	-	176 682	177 467	179 043	-	683 505	685 601	694 846
DENMARK.....	-	10 186	10 186	15 912	-	57 270	57 295	86 642
U KING.....	-	42 950	42 950	49 296	-	255 198	255 157	308 562
NETHLDs.....	-	30 743	30 743	42 617	-	253 102	253 252	309 299
BELGIUM.....	-	44 463	44 464	66 699	-	400 208	400 407	585 033
FRANCE.....	-	9 574	9 573	14 041	-	1 979 358	1 980 181	2 374 175
W GERM.....	-	123 419	123 419	139 495	-	804 156	804 713	905 299
CZECHO.....	-	-	-	-	-	36 000	36 000	56 808
POLAND.....	-	-	-	-	-	98 311	98 311	152 811
ITALY.....	-	-	-	-	-	586 443	586 443	708 733
ROMANIA.....	-	94 261	94 261	124 771	-	94 261	94 261	124 771
BULGAR.....	-	-	-	-	-	31 250	31 250	48 488
ISRAEL.....	-	-	-	-	-	30 965	30 965	33 120
JAPAN.....	-	70 617	70 617	80 943	-	1 124 137	1 124 137	1 328 898
OTH CTY.....	-	1 535	1 535	1 588	-	25 773	25 773	28 172
TOTAL.....	-	604 430	605 215	714 405	-	6 459 937	6 463 746	7 745 657
5140170	INORGANIC CHEMICALS AND COMPOUNDS, NSPF							
CANADA.....	-	191 901	197 137	197 954	-	2 671 130	2 739 111	2 746 488
MEXICO.....	-	36 972	37 364	37 364	-	1 495 246	1 499 353	1 504 758
CHILE.....	-	-	-	-	-	56 250	56 250	62 359
SWEDEN.....	-	17 476	17 476	19 234	-	103 492	95 299	109 162
NORWAY.....	-	-	-	-	-	163 246	164 742	191 674
DENMARK.....	-	-	-	-	-	58 606	55 419	58 800
U KING.....	-	228 344	228 344	268 464	-	1 683 239	1 685 905	1 872 841
NETHLDs.....	-	413	413	538	-	72 594	65 690	83 663
BELGIUM.....	-	91 867	91 867	99 831	-	794 747	788 368	863 351
FRANCE.....	-	74 690	73 576	81 351	-	692 047	690 973	758 278
W GERM.....	-	677 065	606 906	723 619	-	3 848 450	3 752 116	4 290 183

Table 2. Schedule A Commodity by Country of Origin, Customs, F.a.s., and C.i.f. Values—Continued

(See "Explanation of Statistics" for information on coverage, definitions of Customs, f.a.s., and c.i.f. values, sources of error in the data, OTH CTY (other countries), and other definitions and features of the import statistics. Shipments valued less than \$251 are shown only under Schedule A commodity number 990.0000 and excluded from all other commodities.)

Country of origin	Schedule A commodity number, description and unit of quantity							
	Current month				Cumulative, January to date			
	Net quantity	Value (dollars)			Net quantity	Value (dollars)		
Customs		F.a.s.	C.i.f.	Customs		F.a.s.	C.i.f.	
AUSTRIA.....	-	16 556	16 556	19 275	-	53 482	41 097	50 866
SWITZLD.....	-	6 681	6 681	6 977	-	70 584	69 564	75 832
SPAIN.....	-	-	-	-	-	423 017	423 017	455 116
ITALY.....	-	49 787	48 281	50 407	-	1 110 081	1 100 925	1 155 357
ROMANIA.....	-	-	-	-	-	37 905	37 905	39 985
JAPAN.....	-	226 255	226 255	248 932	-	5 028 981	5 030 044	5 430 453
REP SAF.....	-	51 096	51 096	58 840	-	60 520	60 102	70 545
OTH CTY.....	-	7 100	7 100	7 848	-	81 639	81 639	95 471
TOTAL.....	-	1 676 203	1 609 052	1 820 634	-	18 505 256	18 437 539	19 915 182
5150010	URANIUM OXIDE	(LB)						
CANADA.....	-	-	-	-	1 793 966	13 111 073	13 129 785	13 130 053
U KING.....	-	-	-	-	28 649	8 155 577	6 149 123	6 178 013
FRANCE.....	-	-	-	-	142 632	875 000	875 000	896 000
TOTAL.....	-	-	-	-	1 965 247	20 141 650	20 153 908	20 204 066
5150020	URANIUM, THORIUM AND CERIUM SALTS AND COMPOUNDS NES, AND NON-RADIOACTIVE ISOTOPES	(LB)						
CANADA.....	-	3 498 614	3 489 414	3 489 417	-	24 085 449	24 057 089	24 057 384
U KING.....	-	839 901	839 904	850 850	-	11 780 248	11 780 251	11 928 406
FRANCE.....	-	10 550	10 550	11 121	-	38 645 278	38 646 025	39 073 067
W GERM.....	-	9 354	8 910	9 240	-	50 928	50 538	54 726
USSR.....	-	-	-	-	-	139 157	139 181	139 575
JAPAN.....	-	-	-	-	-	85 159	92 657	96 778
OTH CTY.....	-	12 227	12 227	12 476	-	22 649	22 649	23 211
TOTAL.....	-	4 370 646	4 361 005	4 373 104	-	74 808 868	74 788 390	75 373 147
5150040	COBALT 60	(CUR)						
CANADA.....	54 923	146 126	146 515	146 515	1 019 257	1 112 555	1 115 201	1 115 201
BELGIUM.....	-	-	-	-	500 000	384 100	384 100	387 020
OTH CTY.....	-	-	-	-	170	2 342	2 342	2 373
TOTAL.....	54 923	146 126	146 515	146 515	1 519 427	1 498 997	1 501 643	1 504 594
5150060	RADIOACTIVE ISOTOPES, CHEMICAL ELEMENTS AND COMPOUNDS NSPF, INCLUDING RADIUM	(MC)						
CANADA.....	1 043 058	137 247	137 377	137 998	4 979 930	828 664	820 741	823 848
U KING.....	44 813	127 612	127 612	213 681	324 364	1 102 659	1 101 531	1 803 400
NETHLDs.....	184	5 854	5 854	6 505	1 480	46 512	46 953	50 315
BELGIUM.....	56 940	18 182	18 182	18 364	557 964	400 238	400 238	403 873
FRANCE.....	4 086	9 563	9 049	9 820	6 861 499	122 170	117 880	127 542
JAPAN.....	2 750	28 540	28 540	30 970	14 731	130 890	130 890	142 233
REP SAF.....	50	6 394	6 394	6 507	941	56 042	56 042	57 223
OTH CTY.....	33 002	17 130	16 449	18 441	358 243	60 587	59 906	65 972
TOTAL.....	1 184 883	350 522	349 457	442 286	13 099 152	2 747 762	2 734 181	3 474 406
5211000	COAL TAR, CRUDE INCLUDING CRUDE OIL-GAS, WATER-GAS AND BLAST-FURNACE TARS	(GAL)						
CANADA.....	19 749	9 311	10 270	10 270	141 254	50 424	53 031	53 031
MEXICO.....	-	-	-	-	342 953	103 859	122 980	122 980
OTH CTY.....	11 106	13 861	13 861	17 519	11 106	13 861	13 861	17 519
TOTAL.....	30 855	23 172	24 131	27 789	495 313	168 144	189 872	193 530
5215010	CREOSOTE OIL	(GAL)						
U KING.....	1 527 081	845 382	845 382	916 248	3 703 133	2 108 269	2 108 269	2 297 966
NETHLDs.....	600 192	313 759	313 859	360 215	2 532 663	1 397 797	1 397 897	1 537 989
BELGIUM.....	2 167 288	1 208 765	1 229 100	1 320 574	6 420 576	3 638 815	3 659 150	3 991 636
OTH CTY.....	20 777	5 782	6 184	6 579	54 247	16 578	17 481	18 002
TOTAL.....	4 315 338	2 373 688	2 394 525	2 603 616	12 710 619	7 161 459	7 182 797	7 845 593
5215020	CRESYLIC ACID, CRUDE	(GAL)						
U KING.....	-	-	-	-	15 400	42 941	42 941	48 951
OTH CTY.....	-	-	-	-	3 055	6 256	6 256	7 362
TOTAL.....	-	-	-	-	18 455	49 197	49 197	56 313
5215030	NAPHTHALENE, SOLIDIFYING UNDER 79 DEGREES AFTER DEHYDRATION	(LB)						
CANADA.....	221	822	822	868	10 204 921	402 098	403 058	416 008
OTH CTY.....	34 709	3 710	3 710	5 254	34 709	3 710	3 710	5 254
TOTAL.....	34 930	4 532	4 532	6 122	10 239 630	405 808	406 768	421 262
5215050	OILS AND OTHER PRODUCTS DERIVED FROM THE DISTILLATION OF COAL TAR AND OTHER MINERAL TARS	(LB)						
CANADA.....	-	4 747	5 947	5 947	-	116 407	119 677	119 677
JAPAN.....	-	56 949	56 949	59 200	-	130 303	130 303	135 174
OTH CTY.....	-	28 913	28 913	46 834	-	42 682	42 682	67 885
TOTAL.....	-	90 609	91 809	111 981	-	289 392	292 662	322 736
5310010	VAT BLUE 1 OR SYNTHETIC INDIGO, COLOR INDEX NO. 73000	(LB)						
U KING.....	132 362	105 490	69 995	76 761	413 544	296 172	235 980	272 682
W GERM.....	22 000	18 230	12 430	13 640	1 154 784	2 448 149	1 344 998	1 412 454
JAPAN.....	11 000	42 518	42 518	44 000	11 220	43 684	43 592	45 170
TOTAL.....	165 362	166 238	124 943	134 401	1 579 548	2 788 005	1 624 570	1 730 306

Table 2. Schedule A Commodity by Country of Origin, Customs, F.a.s., and C.i.f. Values—Continued

(See "Explanation of Statistics" for information on coverage, definitions of Customs, f.a.s., and c.i.f. values, sources of error in the data, OTH CTY (other countries), and other definitions and features of the import statistics. Shipments valued less than \$251 are shown only under Schedule A commodity number 990.0000 and excluded from all other commodities.)

Country of origin	Schedule A commodity number, description and unit of quantity							
	Current month				Cumulative, January to date			
	Net quantity	Value (dollars)			Net quantity	Value (dollars)		
Customs		F.a.s.	C.i.f.	Customs		F.a.s.	C.i.f.	
5310020	SPECIFIED COAL TAR COLORS, DYES, STAINS, ETC							(LB)
U KING.....	360	2 777	2 840	3 033	14 715	72 820	79 783	82 006
W GERM.....	46 790	164 929	161 012	164 701	123 372	556 283	398 885	410 558
SWITZLD.....	4 882	39 460	38 108	39 333	37 957	335 781	289 434	297 127
JAPAN.....	-	-	-	-	12 584	65 758	62 992	65 423
OTH CTY.....	-	-	-	-	1 988	12 252	8 132	8 249
TOTAL.....	52 032	207 166	201 960	207 067	190 616	1 042 894	839 226	863 363
5310030	COLORS, DYES AND STAINS, EXCEPT TONERS, FROM BENZENOID PRODUCTS							(LB)
CANADA.....	3 656	30 522	29 164	29 404	36 886	241 336	232 711	240 770
MEXICO.....	516	1 445	1 512	1 445	12 327	48 384	38 555	38 687
U KING.....	71 134	382 079	306 758	315 784	875 437	3 349 364	2 767 319	2 862 577
FRANCE.....	52 743	169 448	167 468	171 595	211 935	733 473	605 653	621 667
W GERM.....	405 710	1 604 620	1 338 235	1 378 956	2 298 692	9 022 494	7 728 264	7 984 864
SWITZLD.....	186 543	844 968	880 569	905 174	949 663	4 353 136	4 445 690	4 570 258
POLAND.....	-	-	-	-	24 537	63 008	43 449	45 951
SPAIN.....	3 085	13 984	14 600	14 943	12 496	121 035	122 313	124 805
ITALY.....	3 811	19 001	14 895	15 254	63 597	187 857	176 968	182 591
INDIA.....	4 622	67 474	44 823	46 413	50 793	236 726	159 195	171 223
JAPAN.....	28 260	170 353	111 455	118 546	481 574	2 761 566	1 791 651	1 860 320
OTH CTY.....	-	-	-	-	15 228	70 600	43 772	45 751
TOTAL.....	760 080	3 303 894	2 909 479	2 997 514	5 033 165	21 188 979	18 155 540	18 749 464
5310040	SYNTHETIC ORGANIC DYESTUFFS, NSPF							(LB)
CANADA.....	13 334	39 450	35 475	38 869	80 879	272 640	261 261	266 853
MEXICO.....	500	1 746	1 693	1 693	49 186	162 898	141 273	141 273
U KING.....	11 574	65 960	47 120	47 730	167 651	902 786	649 489	667 473
NETHLDs.....	-	-	-	-	18 260	62 038	44 637	45 445
W GERM.....	195 384	1 008 948	736 649	757 515	1 422 142	4 997 224	4 154 211	4 315 642
SWITZLD.....	8 312	56 332	77 632	80 947	202 951	1 177 663	1 283 533	1 312 032
ITALY.....	10 450	15 521	13 840	14 630	60 942	211 436	154 578	159 417
HG KONG.....	-	-	-	-	80 000	48 233	48 233	52 717
CHINA T.....	7 000	20 160	20 160	20 933	28 266	70 824	63 180	65 980
JAPAN.....	18 882	56 796	56 623	60 401	358 142	1 048 477	1 042 948	1 090 982
AUSTRAL.....	-	-	-	-	10 803	37 460	37 193	39 321
OTH CTY.....	110	642	642	880	50 659	127 540	91 907	99 643
TOTAL.....	265 546	1 265 555	989 834	1 023 598	2 529 881	9 119 219	7 972 443	8 256 778
5322000	DYEING & TANNING PRODUCTS, NSPF INCLUDING BENZENOID SYNTHETICS, TANNIC ACID & DERIVATIVES							(LB)
U KING.....	-	-	-	-	62 250	127 809	127 809	131 075
BELGIUM.....	-	-	-	-	90 000	184 122	184 122	193 671
FRANCE.....	-	-	-	-	38 307	56 905	56 905	59 271
W GERM.....	19 740	5 565	6 082	7 320	150 046	45 003	40 522	48 933
ITALY.....	47 362	50 336	50 336	53 995	179 257	242 306	242 306	258 051
OTH CTY.....	11 684	7 715	7 715	8 613	25 183	35 768	35 727	37 548
TOTAL.....	78 786	64 616	64 133	69 928	545 043	691 913	687 391	728 549
5324020	CHESTNUT, DIVI-DIVI, HEMLOCK, OTHER THAN CRUDE OR PROCESSED							(LB)
CANADA.....	100 000	12 000	12 680	12 680	2 209 500	281 316	296 239	296 239
FRANCE.....	1 031 997	130 773	130 773	169 346	3 385 921	437 021	437 021	558 496
OTH CTY.....	-	-	-	-	22 046	2 470	2 470	3 680
TOTAL.....	1 131 997	142 773	143 453	182 026	5 617 467	720 807	735 730	858 415
5324040	QUEBRACHO, NOT CRUDE OR PROCESSED							(LB)
PARAGUA.....	83 775	12 730	12 730	15 530	741 760	110 611	110 611	135 437
ARGENT.....	1 283 473	207 259	207 498	254 094	5 431 724	1 011 605	1 009 944	1 235 763
TOTAL.....	1 367 248	219 989	220 228	269 624	7 173 484	1 122 216	1 120 555	1 371 200
5324060	TANNING PRODUCTS, OTHER THAN CRUDE OR PROCESSED, NSPF, OF VEGETABLE ORIGIN							(LB)
INDIA.....	-	-	-	-	599 760	33 617	33 616	58 417
REP SAF.....	585 661	69 199	69 253	97 145	3 499 317	483 197	483 250	643 957
OTH CTY.....	22 046	5 000	5 000	6 055	431 688	69 958	69 958	88 023
TOTAL.....	607 707	74 199	74 253	103 200	4 530 765	586 772	586 824	790 397
5331000	PIGMENTS AND PIGMENT-LIKE MATERIALS, NSPF							(LB)
CANADA.....	43 450	14 627	14 658	15 087	77 898	39 304	37 556	40 021
MEXICO.....	2 000	715	662	715	16 513	55 420	55 367	55 420
U KING.....	365 351	356 843	356 843	375 345	2 642 258	2 041 173	2 041 176	2 165 756
FRANCE.....	165	14 180	14 180	14 306	1 013	40 436	40 436	41 367
W GERM.....	184 578	102 213	102 213	111 354	768 630	282 749	282 953	323 909
SWITZLD.....	7	1 471	1 471	1 486	1 161	89 816	89 816	90 988
SPAIN.....	-	-	-	-	76 000	31 479	31 479	36 250
JAPAN.....	25 977	43 571	43 571	45 640	659 058	395 014	395 011	443 180
OTH CTY.....	20 000	11 866	11 866	12 680	80 603	61 386	61 386	67 073
TOTAL.....	641 528	545 486	545 464	576 613	4 323 134	3 036 777	3 035 180	3 263 964
5332000	INK POWDERS DERIVED FROM BENZENOID PRODUCTS AND PRINTING INKS							(LB)
CANADA.....	8 467	18 906	19 147	19 147	127 176	159 456	161 185	161 535
DENMARK.....	159	301	301	316	217 104	242 959	242 959	258 097
U KING.....	244 187	183 181	182 285	202 299	1 127 483	835 623	829 885	904 449
NETHLDs.....	39 313	56 123	56 115	59 057	718 894	1 106 711	1 095 513	1 137 617

Table 2. Schedule A Commodity by Country of Origin, Customs, F.a.s., and C.i.f. Values—Continued

(See "Explanation of Statistics" for information on coverage, definitions of Customs, f.a.s., and c.i.f. values, sources of error in the data, OTH CTY (other countries), and other definitions and features of the import statistics. Shipments valued less than \$251 are shown only under Schedule A commodity number 990.0000 and excluded from all other commodities.)

Country of origin	Schedule A commodity number, description and unit of quantity							
	Current month				Cumulative, January to date			
	Net quantity	Value (dollars)			Net quantity	Value (dollars)		
Customs		F.a.s.	C.i.f.	Customs		F.a.s.	C.i.f.	
BELGIUM.....	-	-	-	-	50 926	98 788	98 788	102 465
SWITZLD.....	7 484	234 235	234 235	236 242	35 410	753 060	753 060	767 198
JAPAN.....	-	-	-	-	29 773	45 000	45 000	47 277
OTH CTY.....	3 311	7 314	7 314	7 734	11 422	26 290	26 410	29 404
TOTAL.....	302 921	500 060	499 397	524 795	2 318 188	3 267 887	3 252 800	3 408 042
5333100	GLASS, FRIT, ETC, POWDERED ETC, AND ENAMELS, COLORS, GLAZES ETC MADE THEREFROM							
MEXICO.....	-	25 335	25 565	25 895	-	75 262	76 169	77 182
U KING.....	-	24 020	24 020	26 215	-	239 867	239 866	253 198
W GERM.....	-	12 002	11 902	12 518	-	156 483	156 410	160 965
OTH CTY.....	-	6 766	6 830	7 033	-	52 262	52 351	57 383
TOTAL.....	-	68 123	68 317	71 661	-	523 874	524 816	548 728
5333200	VARNISHES, LACQUERS, DISTEMPERS, WATER PIGMENTS, STAMPING FOILS AND DYES							
CANADA.....	-	75 749	76 679	76 829	-	363 883	368 318	370 912
SWEDEN.....	-	16 211	16 211	17 589	-	45 722	45 646	49 926
U KING.....	-	41 304	41 432	43 223	-	266 927	266 885	285 493
NETHLDs.....	-	16 955	16 556	17 236	-	131 848	131 317	136 983
FRANCE.....	-	-	-	-	-	30 249	30 421	35 136
W GERM.....	-	174 470	173 103	184 679	-	703 127	685 397	757 751
JAPAN.....	-	3 635	3 616	3 976	-	47 077	47 058	51 553
OTH CTY.....	-	12 746	12 746	16 208	-	112 503	112 539	129 958
TOTAL.....	-	341 070	340 343	359 740	-	1 701 336	1 687 581	1 817 712
5333300	ARTISTS, STUDENTS, ETC, PAINTS, COLORS, ETC, IN ANY FORM NOT OVER 1.5 LBS NET WGT. EACH							
U KING.....	-	213 640	213 634	223 365	-	829 368	830 783	867 954
NETHLDs.....	-	24 302	23 963	24 769	-	93 885	92 785	96 314
W GERM.....	-	9 322	9 379	9 995	-	67 559	67 616	71 146
KOR REP.....	-	-	-	-	-	31 693	31 981	35 350
JAPAN.....	-	24 386	25 337	26 744	-	125 654	130 516	138 939
OTH CTY.....	-	17 190	17 225	17 669	-	61 604	61 913	66 526
TOTAL.....	-	288 840	289 538	302 542	-	1 209 763	1 215 594	1 276 229
5333600	PUTTY, PAINTERS FILLINGS, CEMENTS, ETC (LB)							
CANADA.....	37 808	22 790	23 350	23 349	436 778	314 702	321 453	321 466
U KING.....	58 022	24 853	24 465	28 136	194 040	149 767	146 867	162 114
IRELAND.....	3 002	172 025	172 025	178 380	17 815	939 761	939 761	970 511
FRANCE.....	361	1 785	1 785	1 931	229 912	58 659	58 667	69 037
W GERM.....	56 555	43 023	43 023	46 131	342 435	475 758	473 027	501 838
JAPAN.....	18 818	242 835	242 988	262 211	102 501	981 356	980 877	1 066 139
OTH CTY.....	9	385	385	414	12 508	31 388	31 452	33 970
TOTAL.....	174 575	507 696	508 021	540 552	1 335 989	2 951 391	2 952 104	3 125 075
5411010	NIACIN AND NIACINAMIDE, SYNTHETIC (LB)							
W GERM.....	41 061	63 210	64 725	67 795	41 061	63 210	64 725	67 795
AUSTRIA.....	-	-	-	-	41 061	52 115	52 115	55 316
SWITZLD.....	187 556	297 716	297 753	311 200	1 170 254	1 835 943	1 843 208	1 933 512
JAPAN.....	2 205	3 887	3 887	4 000	63 936	108 915	108 715	116 731
TOTAL.....	230 822	364 813	366 365	382 995	1 316 312	2 060 183	2 068 763	2 173 354
5411020	VITAMIN B1, OR THIAMINE HYDROCHLORIDE OR THIAMINE MONONITRATE, SYNTHETIC (LB)							
DENMARK.....	2 204	19 887	19 887	20 648	7 053	62 813	62 813	64 518
U KING.....	30 864	280 000	280 000	283 519	116 842	1 051 200	1 051 200	1 063 440
JAPAN.....	2 200	17 710	17 710	18 000	125 157	1 055 860	1 055 990	1 075 527
OTH CTY.....	-	-	-	-	2 644	30 365	30 365	31 113
TOTAL.....	35 268	317 597	317 597	322 167	251 696	2 200 238	2 200 368	2 234 598
5411030	VITAMIN C, OR ASCORBIC ACID AND ITS SALTS (LB)							
DENMARK.....	16 424	51 581	53 081	54 753	21 042	68 522	68 431	70 413
W GERM.....	17 636	64 356	55 474	57 370	284 834	997 358	921 642	951 283
YUGOSLV.....	11 023	31 631	31 631	33 000	11 023	31 631	31 631	33 000
JAPAN.....	358 248	1 061 145	1 061 145	1 098 284	2 783 398	8 001 094	8 001 094	8 287 206
OTH CTY.....	1 985	8 274	8 274	8 500	8 160	30 269	30 269	31 283
TOTAL.....	405 316	1 216 987	1 209 605	1 251 907	3 108 457	9 128 874	9 053 067	9 373 185
5411040	VITAMINS, NSPF (LB)							
CANADA.....	8 000	33 054	33 096	33 096	24 951	120 800	121 117	121 222
DENMARK.....	694	7 394	7 394	7 481	99 571	501 855	498 148	504 876
U KING.....	1 326	8 087	8 087	8 950	3 391	203 396	203 399	208 705
NETHLDs.....	8 810	34 900	34 900	35 352	82 107	1 030 858	1 030 557	1 046 858
FRANCE.....	6 257	32 335	32 335	32 914	172 745	1 044 696	1 046 438	1 071 118
W GERM.....	136 798	700 520	700 711	718 047	624 286	3 590 457	3 590 472	3 665 399
SWITZLD.....	-	-	-	-	293 820	1 697 112	1 223 240	1 495 622
POLAND.....	2 205	2 662	2 662	2 850	135 775	187 976	188 558	198 948
ISRAEL.....	4 409	13 680	13 680	14 419	18 740	65 903	65 903	68 934
JAPAN.....	27 558	68 092	68 092	71 056	209 104	930 261	929 414	955 443
OTH CTY.....	3 307	1 012	1 012	1 246	6 071	35 464	35 469	36 471
TOTAL.....	199 364	901 736	901 969	925 411	1 670 561	9 408 778	8 932 715	9 373 596
5413000	ANTIBIOTICS, NSPF (GRM)							
NORWAY.....	-	-	-	-	646 493	165 912	165 912	167 496

Table 2. Schedule A Commodity by Country of Origin, Customs, F.a.s., and C.i.f. Values—Continued

(See "Explanation of Statistics" for information on coverage, definitions of Customs, f.a.s., and c.i.f. values, sources of error in the data, OTH CTY (other countries), and other definitions and features of the import statistics. Shipments valued less than \$251 are shown only under Schedule A commodity number 990.0000 and excluded from all other commodities.)

Country of origin	Schedule A commodity number, description and unit of quantity							
	Current month				Cumulative, January to date			
	Net quantity	Value (dollars)			Net quantity	Value (dollars)		
Customs		F.a.s.	C.i.f.	Customs		F.a.s.	C.i.f.	
DENMARK.....	2 062	6 743	6 743	6 858	22 186	88 728	88 728	89 217
U KING.....	58 982 800	1 025 440	1 028 306	1 040 791	360 029 442	6 791 856	6 769 953	6 855 637
IRELAND.....	11 196 900	495 351	495 351	505 935	92 267 332	3 976 347	3 928 253	4 016 012
NETHLDs.....	5 000	2 469	2 469	2 517	2 737 945	741 007	741 007	747 369
BELGIUM.....	-	-	-	-	19 485 680	690 587	690 587	1 645 428
FRANCE.....	30 419	38 275	38 275	38 486	4 035 636	161 253	161 190	163 091
W GERM.....	-	-	-	-	88 754 245	319 196	319 196	341 040
CZECHO.....	120 000 000	110 400	110 400	120 915	180 250 000	172 194	172 194	188 270
SWITZLD.....	1 000 000	20 828	20 828	21 116	8 765 888	347 242	347 242	358 113
POLAND.....	800 000	14 548	14 548	14 800	30 264 828	1 050 667	1 025 867	1 042 031
SPAIN.....	7 060 000	361 461	358 630	369 912	25 053 065	2 000 001	1 994 830	2 036 475
PORTUGL.....	-	-	-	-	7 463 426	357 986	357 986	367 844
ITALY.....	19 428 996	356 114	355 599	366 659	137 931 093	6 704 893	6 699 248	6 816 388
YUGOSLV.....	1 500 000	27 992	27 992	30 000	13 542 140	214 358	214 358	222 655
JAPAN.....	1 764 751	547 359	547 359	554 093	4 166 903	2 394 300	2 386 007	2 404 387
OTH CTY.....	1 420 000	28 287	28 287	34 637	1 425 463	36 282	36 282	42 806
TOTAL.....	223 190 928	3 035 267	3 034 787	3 106 719	976 841 765	26 212 809	26 098 840	27 504 259
5414010	CAFFEINE					(LB)		
W GERM.....	65 625	181 252	181 252	186 538	652 939	1 764 881	1 764 872	1 820 194
ITALY.....	-	-	-	-	26 455	91 000	91 000	96 764
OTH CTY.....	8 818	29 858	29 858	31 125	8 818	29 858	29 858	31 125
TOTAL.....	74 443	211 110	211 110	217 663	688 212	1 885 739	1 885 730	1 948 083
5414012	QUININE AND ITS SALTS					(AOZ)		
U KING.....	17 812	87 569	87 569	88 530	80 797	397 576	397 576	402 175
NETHLDs.....	1 000	5 878	5 878	6 007	150 300	704 879	701 261	710 609
W GERM.....	93 650	485 789	485 789	488 915	474 002	2 439 200	2 436 200	2 452 895
INDNSIA.....	36 154	176 590	177 000	181 138	178 970	909 903	911 538	933 508
TOTAL.....	148 616	755 826	756 236	764 590	884 069	4 451 558	4 446 575	4 499 187
5414015	QUINIDINE AND ITS SALTS					(AOZ)		
U KING.....	-	-	-	-	5 000	34 735	34 735	35 069
NETHLDs.....	85 407	628 786	628 786	635 533	972 374	7 332 723	7 332 713	7 415 503
FRANCE.....	10 000	82 500	82 500	83 136	44 240	339 765	339 765	342 926
W GERM.....	226 449	1 560 416	1 560 420	1 569 217	1 079 934	7 488 798	7 488 802	7 545 770
ITALY.....	52 910	421 944	421 944	424 388	251 492	2 032 859	2 048 283	2 061 176
ISRAEL.....	7 055	57 025	57 025	57 050	47 617	379 459	379 459	387 248
OTH CTY.....	-	-	-	-	2 644	23 235	23 245	23 642
TOTAL.....	381 821	2 750 671	2 750 675	2 770 124	2 403 301	17 631 574	17 647 002	17 811 334
5414025	CINCHONA BARK ALKALOIDS AND THEIR SALTS NES					(AOZ)		
MEXICO.....	-	-	-	-	120 084	126 551	126 551	127 214
BAHAMAS.....	85 120	143 010	143 010	143 250	633 467	733 150	733 150	736 062
NETHLDs.....	141 088	125 610	125 610	128 222	354 836	328 551	328 551	337 873
INDNSIA.....	17 636	17 300	17 500	19 504	63 491	62 800	63 500	70 806
OTH CTY.....	-	-	-	-	7 092	2 158	2 158	2 217
TOTAL.....	243 844	285 920	286 120	290 976	1 178 970	1 253 210	1 253 910	1 274 172
5414030	ERGOTAMINE COMPOUNDS					(LB)		
OTH CTY.....	16	36 752	36 752	37 042	23	61 701	61 701	62 259
TOTAL.....	16	36 752	36 752	37 042	23	61 701	61 701	62 259
5414040	ALKALOIDS AND THEIR COMPOUNDS, SYNTHETIC, NSPF					(LB)		
W GERM.....	41 164	179 716	178 095	181 092	235 650	1 242 348	1 216 147	1 237 821
HUNGARY.....	-	-	-	-	2	367 500	367 500	368 116
SWITZLD.....	33	656 272	656 272	658 008	249	3 310 633	3 310 633	3 316 963
OTH CTY.....	35	618	618	624	448	83 813	21 139	21 773
TOTAL.....	41 232	836 606	834 985	839 724	236 349	5 004 294	4 915 419	4 944 673
5414050	BRUCINE, NICOTINE, STRYCHNINE, THEOBROMINE, ETC, AND THEIR COMPOUNDS							
U KING.....	-	48 834	48 834	50 162	-	152 320	151 096	156 223
FRANCE.....	-	16 729	16 729	17 250	-	46 983	46 983	48 201
W GERM.....	-	87 467	87 467	88 142	-	117 945	117 965	119 198
SWITZLD.....	-	-	-	-	-	737 880	737 880	738 840
ITALY.....	-	15 873	15 873	16 100	-	37 818	37 818	38 450
ISRAEL.....	-	34 896	34 896	35 100	-	98 418	97 510	98 300
INDIA.....	-	38 496	38 496	40 973	-	327 476	327 634	348 656
CHINA M.....	-	-	-	-	-	1 098 878	1 098 878	1 113 890
OTH CTY.....	-	6 502	6 553	6 695	-	91 296	91 347	93 435
TOTAL.....	-	248 797	248 848	254 422	-	2 709 014	2 707 119	2 755 193
5415020	HORMONES, SYNTHETIC					(GRM)		
CANADA.....	2 523	4 372	4 372	4 401	910 966	213 655	213 717	213 835
MEXICO.....	2 764 563	510 477	510 524	512 340	6 167 190	2 226 297	2 246 747	2 258 167
PANAMA.....	-	-	-	-	30 000	67 375	67 375	67 649
BAHAMAS.....	96 000	144 000	144 000	144 342	1 319 583	2 594 007	2 500 432	2 599 393
SWEDEN.....	2 000	3 401	3 401	3 475	465 140	43 953	43 953	46 291
U KING.....	48	289	289	325	38 934	45 943	42 166	47 158
NETHLDs.....	367 680	201 567	201 567	203 768	1 651 777	1 762 053	1 759 895	1 774 097
FRANCE.....	846 153	678 514	651 929	655 503	4 258 859	4 386 526	4 330 821	4 351 517
W GERM.....	231 599	214 614	207 499	237 916	2 194 333	1 649 540	1 546 048	1 588 537

Table 2. Schedule A Commodity by Country of Origin, Customs, F.a.s., and C.i.f. Values—Continued

(See "Explanation of Statistics" for information on coverage, definitions of Customs, f.a.s., and c.i.f. values, sources of error in the data, OTH CTY (other countries), and other definitions and features of the import statistics. Shipments valued less than \$251 are shown only under Schedule A commodity number 990.0000 and excluded from all other commodities.)

Country of origin	Schedule A commodity number, description and unit of quantity							
	Current month			Cumulative, January to date				
	Net quantity	Value (dollars)			Net quantity	Value (dollars)		
Customs		F.a.s.	C.i.f.	Customs		F.a.s.	C.i.f.	
SWITZLD.....	-	-	-	-	435 400	310 436	310 436	312 510
ITALY.....	13 450	19 288	19 288	19 677	156 754	162 808	162 810	164 276
LEBANON.....	40 000	87 600	87 600	88 126	80 000	175 200	175 200	176 252
OTH CTY.....	9 655	15 179	15 179	15 306	168 935	63 491	63 491	64 561
TOTAL.....	4 373 671	1 879 301	1 845 648	1 885 179	17 877 871	13 701 284	13 463 091	13 664 243
5415040	HORMONES, NSPF						(GRM)	
MEXICO.....	-	-	-	-	303 000	91 372	91 372	91 750
ARGENT.....	2 512	2 009	2 009	2 064	515 993	40 734	40 794	41 894
SWEDEN.....	3 977	4 522	4 522	4 567	42 718	66 250	66 250	66 782
U KING.....	401	38 840	38 840	38 945	1 006	42 262	42 261	43 078
NETHLDs.....	563	95 211	95 211	95 827	1 406 037	1 123 757	1 123 757	1 130 008
FRANCE.....	1 347	105 000	105 000	105 182	4 993	276 524	276 524	277 417
SWITZLD.....	-	-	-	-	43 783	200 029	200 029	200 475
ITALY.....	255 510	49 572	49 572	50 899	430 720	65 780	65 780	68 059
OTH CTY.....	6 612	27 945	27 945	28 141	107 479	32 825	32 759	33 167
TOTAL.....	270 922	323 099	323 099	325 625	2 855 729	1 939 533	1 939 526	1 952 650
5416100	DRUG COMPOUNDS OF VEGETABLE ORIGIN, NSPF							
SWEDEN.....	-	201 628	169 634	171 444	-	544 752	511 961	521 827
U KING.....	-	-	-	-	-	258 166	256 486	274 688
FRANCE.....	-	91 593	91 593	95 321	-	177 961	177 961	184 847
W GERM.....	-	15 764	15 764	18 341	-	36 481	36 481	40 307
SWITZLD.....	-	18 610	18 610	19 048	-	169 001	167 037	168 889
KOR REP.....	-	-	-	-	-	73 756	73 756	80 441
HG KONG.....	-	-	-	-	-	63 835	68 876	70 989
JAPAN.....	-	19 196	19 196	19 712	-	70 968	71 456	72 758
OTH CTY.....	-	9 211	8 517	9 606	-	85 640	77 920	90 020
TOTAL.....	-	356 002	323 314	333 472	-	1 480 560	1 441 934	1 504 766
5416410	DRUGS, NATURAL, ADVANCED, ANIMAL ORIGIN						(LB)	
CANADA.....	-	-	-	-	665	37 885	37 885	38 087
BRAZIL.....	-	-	-	-	149 974	137 059	137 189	159 745
URUGUAY.....	3 174	7 840	7 840	8 755	154 511	190 458	190 458	213 511
ARGENT.....	120 229	87 841	87 841	99 072	235 734	202 938	202 938	225 182
AUSTRAL.....	7 123	52 732	52 732	53 601	26 942	196 861	196 861	201 818
OTH CTY.....	1 760	12 722	12 722	13 325	5 536	54 690	54 690	57 151
TOTAL.....	132 286	161 135	161 135	174 753	573 362	819 891	820 021	895 494
5416420	DRUG COMPOUNDS OF ANIMAL ORIGIN, NSPF						(LB)	
CANADA.....	-	-	-	-	4 750	351 219	351 219	351 219
U KING.....	-	-	-	-	4 470	99 206	99 206	101 379
NETHLDs.....	-	-	-	-	3 804	64 402	64 402	64 768
FRANCE.....	1 322	30 447	30 447	31 112	1 520	45 775	45 775	46 667
W GERM.....	21 520	166 801	166 801	169 546	46 788	420 628	420 628	427 806
POLAND.....	2 205	35 302	35 302	36 006	7 717	130 972	130 972	134 000
YUGOSLV.....	882	16 400	16 400	17 184	1 874	37 636	37 636	39 384
OTH CTY.....	3 550	7 973	7 973	8 790	6 994	105 886	105 886	109 918
TOTAL.....	29 479	256 923	256 923	262 632	77 917	1 255 724	1 255 724	1 275 141
5416430	VIRUSES, SERUMS, TOXINS, AND BIOLOGICAL PRODUCTS, ETC							
CANADA.....	-	76 020	75 847	77 695	-	375 262	376 224	379 958
MEXICO.....	-	2 796	2 796	2 839	-	33 636	33 636	34 491
NICARAG.....	-	-	-	-	-	406 000	406 000	409 269
COLOMB.....	-	28 433	28 433	30 180	-	169 501	169 501	178 274
U KING.....	-	25 782	25 884	26 767	-	312 049	312 151	320 290
BELGIUM.....	-	1 633	1 633	1 873	-	116 468	116 168	120 948
FRANCE.....	-	23 986	23 986	25 725	-	110 300	110 300	118 260
W GERM.....	-	1 950	1 950	2 019	-	41 973	41 973	43 782
ITALY.....	-	22 415	22 415	22 790	-	53 158	53 158	54 236
REP SAF.....	-	-	-	-	-	103 700	103 700	110 572
OTH CTY.....	-	14 719	14 723	15 573	-	54 166	54 190	57 812
TOTAL.....	-	197 734	197 667	205 461	-	1 776 213	1 777 001	1 827 892
5416440	FIBRIN AND VEGETABLE DRUG COMPOUNDS, NSPF						(LB)	
OTH CTY.....	794	681	681	740	794	681	681	740
TOTAL.....	794	681	681	740	794	681	681	740
5417020	VITAMINS, IN PILL, TABLET, TROCHE, AND OTHER DOSAGE FORMS							
U KING.....	-	12 090	12 089	14 952	-	363 924	360 391	377 832
ITALY.....	-	39 201	39 208	41 379	-	40 907	40 914	43 148
OTH CTY.....	-	2 980	2 980	3 618	-	24 408	23 348	25 484
TOTAL.....	-	54 271	54 277	59 949	-	429 239	424 653	446 464
5417040	DRUGS & RELATED PRODUCTS, NSPF, INCLUDING MINERAL OIL & SALTS, ETC, FOR MEDICINAL PURPOSES							
CANADA.....	-	282	282	293	-	146 864	146 040	150 160
U KING.....	-	1 493 408	1 493 412	1 592 844	-	6 468 411	6 478 735	6 761 236
BELGIUM.....	-	13 020	12 449	13 653	-	39 179	36 307	38 931
W GERM.....	-	41 488	39 107	42 087	-	201 502	199 035	209 762
SPAIN.....	-	7 100	6 165	6 165	-	66 765	55 439	55 439
ITALY.....	-	200 418	200 420	202 824	-	4 345 633	3 823 666	3 855 747
CHINA M.....	-	8 678	8 678	9 772	-	32 653	32 653	35 977

Table 2. Schedule A Commodity by Country of Origin,
Customs, F.a.s., and C.i.f. Values—Continued

(See "Explanation of Statistics" for information on coverage, definitions of Customs, f.a.s., and c.i.f. values, sources of error in the data, OTH CTY (other countries), and other definitions and features of the import statistics. Shipments valued less than \$251 are shown only under Schedule A commodity number 990.0000 and excluded from all other commodities.)

Country of origin	Schedule A commodity number, description and unit of quantity							
	Net quantity	Current month			Net quantity	Cumulative, January to date		
		Value (dollars)				Value (dollars)		
	Customs	F.a.s.	C.i.f.	Customs	F.a.s.	C.i.f.		
KOR REP.....	-	11 235	11 235	12 127	-	266 100	266 100	281 790
JAPAN.....	-	32 119	32 120	33 015	-	697 746	697 675	712 490
OTH CTY.....	-	44 974	45 016	47 679	-	170 998	169 508	181 647
TOTAL.....	-	1 852 722	1 848 884	1 960 459	-	12 435 851	11 905 158	12 283 179
5418000	DRUGS, NES							(LB)
CANADA.....	2 242	36 895	36 910	36 950	242 030	239 258	228 198	239 582
MEXICO.....	4 187	510 758	510 669	512 477	26 598	1 997 276	1 997 751	2 006 058
BAHAMAS.....	16	411 890	411 890	412 651	152	1 071 998	1 071 114	1 074 235
BRAZIL.....	2 310	263 070	263 070	264 798	3 464	384 878	384 878	390 822
SWEDEN.....	-	-	-	-	43 066	175 015	173 548	179 909
DENMARK.....	-	-	-	-	47 405	56 479	56 479	59 075
U KING.....	8 322	103 367	103 343	104 961	121 104	722 737	723 113	738 148
IRELAND.....	4 866	11 610	11 610	12 662	15 506	153 184	153 497	157 752
NETHLDs.....	3 308	77 014	77 014	77 424	8 716	222 648	222 648	224 157
BELGIUM.....	-	-	-	-	57 630	59 061	59 028	59 607
FRANCE.....	30 537	77 136	77 136	80 403	230 256	507 576	507 552	529 902
W GERM.....	56 406	220 784	220 612	227 836	183 997	855 604	847 478	871 422
SWITZLD.....	3 519	43 054	43 054	43 724	150 785	722 097	724 216	738 224
POLAND.....	-	-	-	-	2 205	33 518	33 518	34 000
ITALY.....	1 008	22 845	22 845	23 770	57 175	107 082	107 179	113 567
BULGAR.....	-	-	-	-	52 437	37 955	37 955	43 153
CHINA M.....	-	-	-	-	14 804	34 205	34 208	37 523
HG KONG.....	-	-	-	-	25 559	31 463	31 507	33 191
JAPAN.....	858	9 227	8 275	8 647	94 640	471 128	461 114	481 402
OTH CTY.....	4 917	8 629	8 629	9 641	69 670	178 502	178 878	188 988
TOTAL.....	122 496	1 796 279	1 795 057	1 815 944	1 447 199	8 061 664	8 033 859	8 200 717
5419100	BANDAGES, ETC, COATED OR IMPREGNATED WITH MEDICINALS							(LB)
CANADA.....	22 710	34 769	34 828	34 828	371 766	514 839	516 389	516 550
U KING.....	5 577	23 226	23 187	24 040	30 537	129 118	129 090	134 733
JAPAN.....	602	2 135	2 135	2 308	14 236	47 601	47 601	52 142
OTH CTY.....	-	-	-	-	3 057	10 217	10 217	10 676
TOTAL.....	28 889	60 130	60 150	61 176	419 596	701 775	703 297	714 101
5419900	PHARMACEUTICAL GOODS, NES							(LB)
FRANCE.....	-	-	-	-	-	71 327	71 327	74 675
W GERM.....	-	40 161	40 161	41 200	-	293 666	293 657	304 944
OTH CTY.....	-	6 092	6 104	6 359	-	30 786	30 820	32 213
TOTAL.....	-	46 253	46 265	47 559	-	395 779	395 804	411 832
5511005	OIL, BERGAMOT							(LB)
FRANCE.....	1 047	14 490	14 530	14 782	2 708	39 276	39 403	40 494
SWITZLD.....	-	-	-	-	2 447	41 266	41 266	42 216
ITALY.....	4 519	50 592	50 592	51 707	22 688	267 504	267 844	276 659
OTH CTY.....	-	-	-	-	100	744	744	927
TOTAL.....	5 566	65 082	65 122	66 489	27 943	348 790	349 257	360 296
5511010	OIL, CITRONELLA							(LB)
SRI LKA.....	-	-	-	-	69 976	123 737	123 737	132 200
INDNSIA.....	27 315	33 531	33 531	38 154	344 698	573 709	573 919	630 357
CHINA M.....	-	-	-	-	8 730	35 896	35 896	36 836
CHINA T.....	-	-	-	-	130 800	408 658	408 658	418 078
OTH CTY.....	-	-	-	-	21 172	51 141	51 141	55 841
TOTAL.....	27 315	33 531	33 531	38 154	575 376	1 193 141	1 193 351	1 273 312
5511015	OIL, GERANIUM							(LB)
FRANCE.....	5 000	93 237	93 237	94 658	10 652	213 680	213 669	218 535
ALGERIA.....	-	-	-	-	3 520	71 745	71 745	74 936
F IND O.....	661	17 850	17 850	18 813	10 139	271 647	271 647	280 013
OTH CTY.....	-	-	-	-	3 197	72 013	72 133	74 275
TOTAL.....	5 661	111 087	111 087	113 471	27 508	629 085	629 194	647 759
5511020	OILS, LAVENDER AND SPIKE LAVENDER							(LB)
ARGENT.....	-	-	-	-	9 900	56 932	56 932	58 590
FRANCE.....	1 603	28 285	28 285	28 867	15 944	277 270	277 263	284 515
SPAIN.....	8 818	101 570	101 570	103 958	19 842	264 523	264 523	269 025
BULGAR.....	-	-	-	-	13 228	138 600	138 600	141 300
ALGERIA.....	-	-	-	-	6 614	79 009	79 009	80 263
OTH CTY.....	1 240	14 861	14 879	15 126	1 571	20 692	20 710	21 198
TOTAL.....	11 661	144 716	144 734	147 951	67 099	837 026	837 037	854 891
5511025	OIL, LEMON							(LB)
BRAZIL.....	-	-	-	-	16 365	96 110	96 110	99 776
ARGENT.....	-	-	-	-	9 921	44 700	44 700	46 699
W GERM.....	88	11 766	11 766	11 958	627	35 069	35 069	35 932
ITALY.....	1 984	6 295	6 295	6 675	184 333	1 201 678	1 203 303	1 237 837
ISRAEL.....	-	-	-	-	22 158	140 696	140 696	143 266
REP SAF.....	-	-	-	-	22 376	49 414	49 414	53 520
OTH CTY.....	1 818	14 143	14 143	14 472	6 997	68 348	68 346	70 461
TOTAL.....	3 890	32 204	32 204	33 105	262 777	1 636 015	1 637 638	1 687 491

Table 2. Schedule A Commodity by Country of Origin, Customs, F.a.s., and C.i.f. Values—Continued

(See "Explanation of Statistics" for information on coverage, definitions of Customs, f.a.s., and c.i.f. values, sources of error in the data, OTH CTY (other countries), and other definitions and features of the import statistics. Shipments valued less than \$251 are shown only under Schedule A commodity number 990.000 and excluded from all other commodities.)

Country of origin	Schedule A commodity number, description and unit of quantity							
	Net quantity	Current month			Net quantity	Cumulative, January to date		
		Value (dollars)				Value (dollars)		
	Customs	F.a.s.	C.i.f.	Customs	F.a.s.	C.i.f.		
5511030	OIL, LIME							(LB)
MEXICO.....	-	-	-	-	206 014	1 671 991	1 671 970	1 679 271
JAMAICA.....	3 968	27 929	27 929	28 314	7 968	64 249	64 329	65 173
HAITI.....	40 000	210 093	210 093	216 136	48 002	253 733	253 733	261 009
DOM REP.....	767	5 082	5 082	5 236	8 832	60 474	60 474	61 876
TRINID.....	-	-	-	-	16 688	116 401	116 401	118 053
OTH CTY.....	4 645	25 688	25 688	26 467	8 209	48 724	48 724	50 105
TOTAL.....	49 380	268 792	268 792	276 153	295 713	2 215 572	2 215 631	2 235 487
5511035	OIL, LIGNALOE OR BOIS DE ROSE							(LB)
PERU.....	-	-	-	-	12 000	53 700	53 700	56 288
OTH CTY.....	4 884	29 176	29 176	30 042	9 238	49 088	49 088	51 340
TOTAL.....	4 884	29 176	29 176	30 042	21 238	102 788	102 788	107 628
5511040	OIL, PETTIGRAIN							(LB)
BRAZIL.....	-	-	-	-	15 701	81 581	81 581	85 257
PARAGUA.....	34 754	242 650	242 650	243 446	73 172	469 083	469 083	482 126
SWITZLD.....	-	-	-	-	7 143	56 073	56 073	57 281
OTH CTY.....	5 952	19 830	19 830	20 924	6 456	28 025	28 025	29 535
TOTAL.....	40 706	262 480	262 480	264 370	102 472	634 762	634 762	654 199
5511045	OIL, ATTAR OF ROSES							(AOZ)
FRANCE.....	731	20 283	20 283	20 728	7 964	276 410	276 377	280 193
BULGAR.....	-	-	-	-	705	53 500	53 500	53 814
TURKEY.....	-	-	-	-	811	66 838	66 838	67 468
TOTAL.....	731	20 283	20 283	20 728	9 480	396 748	396 715	401 475
5511050	OIL, SANDALWOOD							(LB)
FRANCE.....	352	11 888	11 888	12 153	2 097	42 720	42 720	43 161
INDIA.....	5 457	164 826	164 826	171 168	9 599	388 051	388 051	400 676
INDNSIA.....	3 086	84 000	84 000	90 510	5 290	174 000	174 000	185 817
OTH CTY.....	-	-	-	-	948	28 286	28 286	28 915
TOTAL.....	8 895	260 714	260 714	273 831	17 934	633 057	633 057	658 569
5511060	NUTMEG OIL							(LB)
INDNSIA.....	24 555	122 120	110 423	115 535	71 317	363 830	349 911	363 178
OTH CTY.....	1 000	4 779	4 779	5 333	10 258	57 840	57 840	60 084
TOTAL.....	25 555	126 899	115 202	120 868	81 575	421 670	407 790	423 262
5511080	OILS, DISTILLED OR ESSENTIAL, NSPF INCLUDING TERPENELESS OILS							(LB)
CANADA.....	863	4 082	4 107	4 107	14 551	96 300	96 659	96 899
MEXICO.....	110	29 425	29 425	29 638	8 329	399 377	399 377	402 101
GUATMAL.....	4 000	9 420	9 420	9 633	61 400	145 967	145 947	148 633
BAHAMAS.....	-	-	-	-	10 195	101 616	101 616	101 950
JAMAICA.....	-	-	-	-	18 080	156 321	156 321	159 411
HAITI.....	33 500	422 144	422 144	429 690	78 911	1 229 168	1 229 168	1 248 891
DOM REP.....	2 335	15 256	15 256	15 528	22 261	114 503	114 503	117 056
BRAZIL.....	12 371	19 604	19 604	20 999	847 139	870 509	868 030	950 109
PARAGUA.....	5 952	35 246	35 246	36 134	76 216	224 527	224 767	237 673
U KING.....	44	2 245	2 245	2 328	2 704	45 355	45 365	46 454
NETHLDS.....	2 164	56 493	56 491	57 553	11 593	176 512	176 269	181 847
BELGIUM.....	22	5 760	5 760	5 882	5 529	36 634	36 634	37 209
FRANCE.....	21 438	275 003	274 814	280 701	383 659	3 737 617	3 726 269	3 804 494
W GERM.....	6 083	37 652	37 652	39 310	6 595	47 008	47 008	49 035
HUNGARY.....	-	-	-	-	9 762	116 134	116 134	118 644
SWITZLD.....	319	9 862	9 862	10 108	14 124	231 225	231 225	234 840
SPAIN.....	5 951	11 156	11 156	12 543	69 854	259 050	257 235	268 739
PORTUGL.....	8 598	17 897	17 897	18 989	177 240	425 128	424 422	456 358
ITALY.....	910	50 458	50 458	51 171	13 092	346 094	346 169	351 510
YUGOSLV.....	7 099	35 041	35 041	36 079	15 477	72 383	72 383	74 485
BULGAR.....	-	-	-	-	11 023	80 000	76 667	80 767
INDIA.....	4 762	15 140	15 140	15 901	9 141	59 777	59 777	62 757
SRI LKA.....	4 409	8 534	8 534	8 990	13 389	32 409	32 409	34 252
INDNSIA.....	63 915	97 596	97 786	105 817	191 264	438 506	423 006	449 835
CHINA M.....	99 774	274 903	263 665	275 138	548 342	1 535 298	1 535 298	1 590 036
HG KONG.....	-	-	-	-	4 762	39 890	39 890	40 719
CHINA T.....	118 717	255 961	244 723	256 953	193 514	357 975	346 954	363 622
JAPAN.....	-	-	-	-	12 570	195 722	195 722	198 606
AUSTRAL.....	452	1 346	1 346	1 388	23 123	67 045	67 035	69 675
TUNISIA.....	-	-	-	-	21 165	112 231	112 231	114 248
TNZANIA.....	-	-	-	-	48 600	187 295	187 295	193 924
MALAGAS.....	11 546	25 073	23 273	25 119	12 692	52 002	51 213	55 012
F IND O.....	363	6 956	6 956	7 151	2 043	41 018	41 018	41 847
OTH CTY.....	31 096	33 558	33 594	37 036	103 825	124 855	124 892	137 203
TOTAL.....	446 793	1 755 811	1 731 595	1 793 886	2 976 164	12 166 579	12 108 944	12 518 841
5512320	FLAVORING EXTRACTS, FRUIT FLAVORS, ETC, NSPF, NOT CONTAINING ALCOHOL							(LB)
CANADA.....	4 070	24 362	24 420	24 420	29 324	155 042	156 123	156 123
U KING.....	651	2 019	2 019	2 170	36 932	87 870	87 871	91 774
NETHLDS.....	5 164	16 094	16 095	17 564	68 852	304 302	302 482	317 105
FRANCE.....	4 067	52 227	52 227	53 558	14 770	127 015	127 023	130 605
W GERM.....	2 391	30 704	30 704	32 574	9 277	77 562	77 562	82 198

Table 2. Schedule A Commodity by Country of Origin, Customs, F.a.s., and C.i.f. Values—Continued

(See "Explanation of Statistics" for information on coverage, definitions of Customs, f.a.s., and c.i.f. values, sources of error in the data, OTH CTY (other countries), and other definitions and features of the import statistics. Shipments valued less than \$251 are shown only under Schedule A commodity number 990.0000 and excluded from all other commodities.)

Country of origin	Schedule A commodity number, description and unit of quantity							
	Current month				Cumulative, January to date			
	Net quantity	Value (dollars)			Net quantity	Value (dollars)		
Customs		F.a.s.	C.i.f.	Customs		F.a.s.	C.i.f.	
SWITZLD.....	5 243	62 604	62 604	65 083	31 456	351 970	340 788	364 452
USSR.....	-	-	-	-	992	37 125	37 125	39 167
SPAIN.....	20 680	210 445	210 445	212 531	138 856	1 424 611	1 422 146	1 438 792
TURKEY.....	-	-	-	-	66 138	300 000	300 000	303 355
SINGAPR.....	22 928	88 457	88 457	90 860	108 122	642 919	642 919	656 438
JAPAN.....	198	1 853	1 853	2 144	2 060	32 046	32 046	35 605
MOROC.....	-	-	-	-	24 251	243 000	243 000	251 950
SENEGAL.....	27 460	236 041	236 041	239 643	112 714	886 998	886 998	901 410
ETHIOP.....	25 172	208 413	208 413	211 784	91 118	732 124	732 124	766 433
OTH CTY.....	11 914	7 836	7 836	9 228	51 878	87 647	87 377	93 443
TOTAL.....	129 938	941 055	941 114	961 579	786 740	5 490 231	5 475 584	5 628 850
5512340	ARTIFICIAL MIXTURES OF AROMATIC OR ODORIFEROUS SUBSTANCES, 10% OR LESS ALCOHOL (LB)							
U KING.....	2 960	14 294	14 294	15 975	18 538	101 104	101 104	108 062
NETHLD.....	1 020	10 466	10 466	11 094	37 858	86 395	86 449	94 834
FRANCE.....	6 582	202 912	198 965	208 271	122 258	2 835 635	2 817 415	2 898 351
W GERM.....	237	1 504	1 504	1 866	25 602	241 241	241 241	249 555
SWITZLD.....	34 060	612 238	612 238	637 310	171 447	3 241 822	3 161 891	3 270 922
JAPAN.....	4 266	50 337	50 337	51 024	14 478	116 936	117 936	123 171
OTH CTY.....	5 245	16 902	16 949	17 949	28 029	71 495	71 722	75 903
TOTAL.....	54 370	908 653	904 753	943 489	418 210	6 694 628	6 597 758	6 820 798
5512360	FLAVORING EXTRACTS, AROMATIC AND ODORIFEROUS SUBSTANCES, NSPF							
U KING.....	-	426	426	492	-	140 446	140 446	151 963
FRANCE.....	-	225 582	226 201	229 302	-	809 176	809 332	824 574
REP SAF.....	-	-	-	-	-	41 317	41 317	47 620
OTH CTY.....	-	17 066	17 103	18 569	-	100 989	100 931	119 591
TOTAL.....	-	243 074	243 730	248 363	-	1 091 928	1 092 026	1 143 748
5512500	ENFLEURAGE GREASES, FLORAL ESSENCES AND CONCRETES, ETC, CONTAINING NO ALCOHOL (LB)							
CANADA.....	-	-	-	-	7 682	51 546	51 601	51 601
FRANCE.....	5 519	217 619	217 645	222 343	33 136	2 139 396	2 139 145	2 177 762
W GERM.....	-	-	-	-	771	30 857	30 857	31 530
SWITZLD.....	26	16 660	16 660	16 925	120	87 087	87 087	87 733
YUGOSLV.....	-	-	-	-	2 425	43 137	43 137	43 922
OTH CTY.....	137	27 346	27 346	27 839	834	59 967	60 000	61 630
TOTAL.....	5 682	261 625	261 651	267 107	44 968	2 411 990	2 411 827	2 454 178
5530020	PERFUMES, COLOGNES AND TOILET WATERS (LB)							
MEXICO.....	2 583	12 326	12 501	12 501	12 074	36 455	36 630	36 845
C RICA.....	-	-	-	-	1 729	30 099	30 099	31 250
PANAMA.....	354	4 770	4 770	5 449	3 423	86 167	86 699	91 675
U KING.....	7 376	34 114	34 094	39 416	15 351	87 622	87 010	100 227
FRANCE.....	76 039	1 726 335	1 606 416	1 677 289	526 656	9 273 108	8 508 220	8 946 646
SPAIN.....	8 193	94 344	80 025	99 757	50 889	341 840	307 500	363 937
JAPAN.....	644	23 185	23 185	25 530	7 144	77 358	77 367	84 326
OTH CTY.....	1 520	10 818	10 225	12 044	14 822	80 193	80 333	91 445
TOTAL.....	96 709	1 905 892	1 771 216	1 871 986	632 088	10 012 842	9 213 858	9 746 351
5530040	COSMETICS AND OTHER TOILET PREPARATIONS, INCLUDING INCENSE, JOSS STICKS, BAY WATER, ETC							
CANADA.....	-	84 040	84 815	88 645	-	496 865	485 880	509 142
MEXICO.....	-	20 908	21 083	21 168	-	107 035	107 384	110 118
BERMUDA.....	-	56 190	56 190	57 714	-	116 840	116 840	120 271
SWEDEN.....	-	-	-	-	-	57 694	57 694	62 284
U KING.....	-	162 422	162 413	177 580	-	1 602 717	1 600 470	1 757 165
IRELAND.....	-	558	558	657	-	63 624	63 624	69 093
FRANCE.....	-	534 593	535 883	576 303	-	2 749 777	2 715 245	2 923 348
W GERM.....	-	91 994	91 328	101 748	-	488 787	487 858	531 272
SWITZLD.....	-	56 146	56 146	59 360	-	279 214	279 213	297 226
SPAIN.....	-	55 186	55 360	58 978	-	356 518	353 189	386 181
ITALY.....	-	74 151	74 235	83 143	-	287 867	288 014	322 131
INDIA.....	-	33 081	33 077	41 549	-	206 818	206 814	251 823
HG KONG.....	-	4 952	4 952	5 589	-	35 691	35 730	43 650
JAPAN.....	-	201 103	194 692	218 158	-	1 061 880	1 060 275	1 173 899
OTH CTY.....	-	27 531	26 605	33 936	-	181 858	169 887	201 875
TOTAL.....	-	1 402 855	1 397 337	1 524 528	-	8 093 185	8 028 117	8 759 478
5541000	SOAPS INCLUDING SOAP POWDERS, BUT NOT INCLUDING SYNTHETIC DETERGENTS (LB)							
CANADA.....	9 641	9 939	9 939	11 279	118 553	98 780	100 034	101 374
C RICA.....	-	-	-	-	32 854	36 759	36 759	38 358
U KING.....	73 642	65 901	65 899	73 368	287 619	215 374	215 497	241 148
FRANCE.....	18 838	65 247	63 805	68 482	150 491	395 950	385 680	421 845
SWITZLD.....	-	-	-	-	43 518	64 824	64 974	72 145
SPAIN.....	53 371	51 584	51 280	53 419	309 664	383 452	383 596	411 785
KOR REP.....	20 136	24 367	24 367	26 848	89 320	94 476	94 476	104 706
JAPAN.....	60 475	57 663	57 619	63 915	86 172	130 730	131 378	144 509
OTH CTY.....	29 281	23 439	23 169	25 164	129 474	126 219	124 815	139 972
TOTAL.....	265 384	298 140	296 078	322 475	1 247 665	1 546 574	1 537 209	1 675 842
5542000	SURFACE-ACTING AGENTS AND WASHING PREPARATIONS (LB)							
CANADA.....	2 469 785	360 234	367 680	370 688	16 106 119	2 071 716	2 111 825	2 164 110
MEXICO.....	-	-	-	-	981 763	250 526	253 051	270 689
NICARAG.....	128 250	43 592	43 142	48 285	781 650	263 768	263 318	296 577

Table 2. Schedule A Commodity by Country of Origin, Customs, F.a.s., and C.i.f. Values—Continued

(See "Explanation of Statistics" for information on coverage, definitions of Customs, f.a.s., and c.i.f. values, sources of error in the data, OTH CTY (other countries), and other definitions and features of the import statistics. Shipments valued less than \$251 are shown only under Schedule A commodity number 990.0000 and excluded from all other commodities.)

Country of origin	Schedule A commodity number, description and unit of quantity							
	Current month				Cumulative, January to date			
	Net quantity	Value (dollars)			Net quantity	Value (dollars)		
Customs		F.a.s.	C.i.f.	Customs		F.a.s.	C.i.f.	
SWEDEN.....	44 273	35 738	35 739	38 341	384 937	266 166	265 823	286 456
NORWAY.....	60 485	14 783	14 764	17 615	476 649	95 458	95 439	108 418
FINLAND.....	-	-	-	-	308 000	184 800	184 800	199 872
DENMARK.....	193 783	122 069	122 069	135 531	1 698 195	1 058 479	1 058 479	1 143 406
U KING.....	14 284	53 069	53 069	55 160	450 693	325 190	325 382	347 360
NETHLDs.....	1 332 114	163 229	163 429	198 536	7 755 526	1 202 103	1 206 564	1 396 093
BELGIUM.....	33 220	21 668	21 668	23 440	374 956	226 807	230 660	262 235
FRANCE.....	24 714	29 996	29 996	31 119	1 038 928	1 028 851	1 026 031	1 115 364
W GERM.....	479 889	364 929	341 549	367 263	5 048 278	2 989 778	2 878 382	3 148 655
SWITZLD.....	21 689	17 169	15 483	16 455	280 355	282 789	264 923	281 736
ITALY.....	-	-	-	-	1 990 682	620 390	620 390	686 467
JAPAN.....	183 934	157 690	141 690	156 720	3 032 358	1 440 660	1 417 735	1 521 327
OTH CTY.....	2 663	2 595	2 595	3 955	197 587	11 010	11 922	14 516
TOTAL.....	4 989 083	1 386 761	1 352 873	1 463 108	40 906 676	12 318 491	12 214 724	13 243 281
5543000	CREAMS, LIQUIDS, ETC, FOR CLEANING AND POLISHING, IN CONTAINERS HOLDING NOV 10 LBS EACH							
CANADA.....	-	15 196	10 422	10 422	-	154 780	149 112	150 683
U KING.....	-	347 104	130 168	152 771	-	890 075	486 457	551 299
NETHLDs.....	-	-	-	-	-	115 690	70 310	120 535
BELGIUM.....	-	-	-	-	-	113 168	113 168	148 192
W GERM.....	-	8 098	8 098	9 265	-	309 939	298 088	315 105
OTH CTY.....	-	6 209	6 209	6 717	-	52 610	52 584	57 101
TOTAL.....	-	376 607	154 897	179 175	-	1 636 262	1 169 719	1 342 915
5612900	PHOSPHATIC FERTILIZERS AND FERTILIZER MATERIALS, NSPF (STN)							
CANADA.....	2 814	509 681	536 448	537 243	52 947	7 925 731	8 423 487	8 437 612
MEXICO.....	-	-	-	-	40 455	9 791 614	9 791 614	9 956 730
ISRAEL.....	-	-	-	-	5 216	1 154 133	1 154 133	1 423 393
TOTAL.....	2 814	509 681	536 448	537 243	98 618	18 871 478	19 369 234	19 817 735
5613020	POTASSIUM CHLORIDE OR MURIATE OF POTASH (STN)							
CANADA.....	316 811	12 587 187	15 247 244	15 922 425	3 186 391	123 880 707	154 874 966	155 566 278
W GERM.....	13	3 514	3 514	4 395	11 026	796 500	796 500	913 616
ISRAEL.....	-	-	-	-	43 588	2 920 663	2 920 663	3 602 004
GAZA ST.....	805	29 643	38 416	38 416	805	29 643	38 416	38 416
DAHOMY.....	13 503	955 500	955 500	962 056	13 503	955 500	955 500	962 056
CO BRAZ.....	795	49 029	49 029	56 298	22 677	1 453 084	1 453 084	1 755 171
OTH CTY.....	297	12 152	15 147	15 147	805	30 700	39 828	39 828
TOTAL.....	332 224	13 637 025	16 308 850	16 998 737	3 278 795	130 066 797	161 078 957	162 877 369
5613040	POTASSIUM SULFATE (STN)							
FRANCE.....	-	-	-	-	14 534	1 349 817	1 349 817	1 464 364
W GERM.....	99	29 658	24 970	32 037	24 368	2 351 322	2 346 634	2 617 561
OTH CTY.....	2	309	317	317	196	6 025	8 036	8 036
TOTAL.....	101	29 967	25 287	32 354	39 098	3 707 164	3 704 487	4 089 961
5613060	POTASSIC FERTILIZERS AND FERTILIZER MATERIALS, NSPF (STN)							
CANADA.....	118	16 098	17 269	18 923	1 839	121 521	126 421	137 223
TOTAL.....	118	16 098	17 269	18 923	1 839	121 521	126 421	137 223
5614010	CALCIUM CYANAMIDE OR LIME NITROGEN (STN)							
CANADA.....	36	9 878	9 878	9 878	56 415	121 859	123 680	123 680
W GERM.....	-	-	-	-	325	56 277	56 277	77 027
TOTAL.....	36	9 878	9 878	9 878	56 740	178 136	179 957	200 707
5614020	CALCIUM NITRATE (STN)							
NORWAY.....	6 623	519 097	519 097	659 271	67 035	5 288 936	5 288 936	6 446 252
OTH CTY.....	20	2 179	2 179	3 508	144	14 043	14 074	22 327
TOTAL.....	6 643	521 276	521 276	662 779	67 179	5 302 979	5 303 010	6 468 579
5614040	UREA, ALL TYPES (STN)							
CANADA.....	7 010	1 143 433	1 167 899	1 175 940	72 098	12 403 821	12 871 182	12 913 051
TRINID.....	5 299	572 221	572 221	624 691	29 736	2 450 755	2 450 755	2 721 901
NORWAY.....	7 456	1 302 489	1 302 489	1 419 058	63 798	12 449 954	12 449 954	13 580 279
U KING.....	-	-	-	-	6 354	1 165 324	1 165 175	1 274 980
NETHLDs.....	44 017	6 858 208	6 858 208	7 436 864	207 704	28 895 321	28 895 321	31 485 065
BELGIUM.....	-	-	-	-	11 110	2 731 560	2 731 560	2 901 202
W GERM.....	-	-	-	-	5 787	1 851 862	1 851 862	1 940 724
ITALY.....	-	-	-	-	29 101	5 206 904	6 206 904	6 497 181
LEBANON.....	-	-	-	-	7 737	1 965 040	1 965 040	1 997 724
JAPAN.....	-	-	-	-	1 100	303 449	303 449	360 444
TOTAL.....	63 782	9 876 351	9 900 817	10 656 553	434 525	70 423 990	70 891 202	75 672 551
5614050	AMMONIUM NITRATE, ALL FORMS							
CANADA.....	-	1 174 905	1 228 924	1 247 590	-	12 858 115	13 548 702	13 687 702
NETHLDs.....	-	470 544	470 544	538 817	-	1 943 744	1 943 744	2 146 319
W GERM.....	-	-	-	-	-	788 458	788 458	895 800
OTH CTY.....	-	-	-	-	-	21 889	21 889	37 809
TOTAL.....	-	1 645 449	1 699 468	1 786 407	-	15 612 206	16 302 793	16 767 630

Table 2. Schedule A Commodity by Country of Origin, Customs, F.a.s., and C.i.f. Values—Continued

(See "Explanation of Statistics" for information on coverage, definitions of Customs, f.a.s., and c.i.f. values, sources of error in the data, OTH CTY (other countries), and other definitions and features of the import statistics. Shipments valued less than \$251 are shown only under Schedule A commodity number 990.0000 and excluded from all other commodities.)

Country of origin	Schedule A commodity number, description and unit of quantity							
	Current month				Cumulative, January to date			
	Net quantity	Value (dollars)			Net quantity	Value (dollars)		
Customs		F.a.s.	C.i.f.	Customs		F.a.s.	C.i.f.	
5614060	AMMONIUM NITRATE-LIMESTONE MIXTURES							(STN)
BELGIUM.....	-	-	-	-	19 841	3 168 000	3 168 000	3 297 198
W GERM.....	-	-	-	-	29 239	3 440 393	3 440 393	3 715 155
KUWAIT.....	6 778	792 268	792 268	1 016 704	6 778	792 268	792 268	1 016 704
TOTAL.....	6 778	792 268	792 268	1 016 704	55 858	7 400 661	7 400 661	8 029 057
5614070	AMMONIUM SULFATE, ALL FORMS							
CANADA.....	-	420 637	434 334	434 334	-	8 483 138	9 117 467	9 122 580
TRINID.....	-	-	-	-	-	796 063	796 063	908 338
NETHLDs.....	-	-	-	-	-	1 655 348	1 655 348	1 923 880
W GERM.....	-	-	-	-	-	3 488 535	3 488 535	3 779 492
OTH CTY.....	-	-	-	-	-	17 964	17 964	19 534
TOTAL.....	-	420 637	434 334	434 334	-	14 441 048	15 075 377	15 753 824
5614080	NITROGEN SOLUTIONS							(STN)
CANADA.....	4 693	537 805	572 156	572 184	26 227	3 504 029	3 653 225	3 654 086
U KING.....	-	-	-	-	531	138 914	138 826	194 325
NETHLDs.....	4 200	349 019	349 019	389 428	33 855	2 717 044	2 717 044	2 964 910
JAPAN.....	250	68 463	68 463	80 005	750	204 971	204 971	242 525
TOTAL.....	9 143	955 287	989 638	1 041 617	61 363	6 564 958	6 714 066	7 055 846
5614090	NITROGENOUS FERTILIZERS AND FERTILIZER MATERIALS, NES AND MANURES INCLUDING GUANO							(STN)
CANADA.....	532	87 363	90 909	90 909	19 203	2 614 484	2 681 380	2 681 519
COLOMB.....	28	7 890	7 890	9 348	133	41 845	41 845	48 796
BRAZIL.....	-	-	-	-	229	75 494	75 494	89 418
NORWAY.....	2 795	488 259	488 259	541 957	2 795	488 259	488 259	541 957
U KING.....	140	55 306	53 356	67 737	264	91 648	89 825	116 039
NETHLDs.....	13 543	1 131 906	1 131 906	1 303 387	47 784	3 997 833	3 997 833	4 340 143
JAPAN.....	-	-	-	-	500	132 032	132 032	161 196
OTH CTY.....	-	-	-	-	2 326	574	574	966
TOTAL.....	17 038	1 770 724	1 772 320	2 013 338	73 234	7 442 169	7 507 242	7 980 034
5619020	AMMONIUM PHOSPHATES FOR FERTILIZER							(STN)
CANADA.....	16 901	3 032 093	3 143 027	3 159 488	140 754	24 339 839	25 332 041	25 562 530
BELGIUM.....	119	49 203	49 203	56 589	119	49 203	49 203	56 589
OTH CTY.....	-	-	-	-	128	29 832	31 262	33 388
TOTAL.....	17 020	3 081 296	3 192 230	3 216 077	141 001	24 418 874	25 412 506	25 652 507
5619040	POTASSIUM NITRATE-SODIUM NITRATE FERTILIZER MIXTURES							(STN)
CANADA.....	-	-	-	-	2 045	285 953	320 382	320 382
CHILE.....	-	-	-	-	2 828	381 795	381 795	443 038
NORWAY.....	3 202	447 959	447 959	493 330	3 202	447 959	447 959	493 330
ISRAEL.....	7 267	1 377 576	1 423 172	1 577 353	7 267	1 377 576	1 423 172	1 577 353
TOTAL.....	10 469	1 825 535	1 871 131	2 070 683	15 342	2 493 283	2 573 308	2 834 103
5619060	FERTILIZER MATERIALS, NSPF							(STN)
CANADA.....	24 853	1 655 770	1 710 183	1 730 818	122 081	14 226 979	14 739 079	14 840 970
MEXICO.....	-	-	-	-	250	48 184	45 184	45 184
NORWAY.....	-	-	-	-	22 980	3 633 948	3 633 948	4 034 478
U KING.....	6	6 807	6 729	7 221	12 771	2 667 103	2 673 585	3 018 891
NETHLDs.....	-	-	-	-	6 627	1 182 775	1 182 775	1 278 876
BELGIUM.....	-	-	-	-	8 115	1 723 458	1 723 458	1 790 051
W GERM.....	2	27 100	27 100	27 375	53 534	10 194 140	10 194 140	10 694 521
ITALY.....	-	-	-	-	4 630	714 766	714 766	800 156
JAPAN.....	78	2 488	2 488	3 482	1 079	140 926	140 926	180 018
OTH CTY.....	33	4 609	4 609	7 223	123	19 335	19 335	28 400
TOTAL.....	24 972	1 696 774	1 751 109	1 776 119	232 190	34 551 614	35 067 196	36 711 545
5711100	GUNPOWDER AND OTHER SMOKELESS POWDERS							(LB)
CANADA.....	33 767	28 837	29 455	29 455	237 338	190 324	193 827	193 915
SWEDEN.....	-	-	-	-	98 002	198 529	194 130	224 592
U KING.....	-	-	-	-	64 489	140 614	147 661	165 976
TOTAL.....	33 767	28 837	29 455	29 455	399 829	529 467	535 618	584 483
5711200	EXPLOSIVE SUBSTANCES, NSPF, INCLUDING THOSE DERIVED FROM BENZENOID CHEMICALS							(LB)
CANADA.....	301 200	200 611	203 259	214 470	5 256 765	2 949 653	3 103 678	3 198 383
TOTAL.....	301 200	200 611	203 259	214 470	5 256 765	2 949 653	3 103 678	3 198 383
5712100	BLASTING, MINING, AND SIMILAR FUSES							(MFT)
CANADA.....	110	6 528	6 984	6 984	10 122	199 716	201 332	201 741
OTH CTY.....	-	-	-	-	716	15 779	15 936	16 236
TOTAL.....	110	6 528	6 984	6 984	10 838	215 495	217 268	217 977
5712200	BLASTING AND PERCUSSION CAPS							
MEXICO.....	-	-	-	-	-	92 763	92 763	94 306
BRAZIL.....	-	-	-	-	-	37 730	37 730	38 731
U KING.....	-	-	-	-	-	28 338	30 363	30 800
W GERM.....	-	984	984	1 011	-	717 158	717 158	732 948
ITALY.....	-	5 000	5 000	5 170	-	43 899	43 899	45 157

Table 2. Schedule A Commodity by Country of Origin,
Customs, F.a.s., and C.i.f. Values—Continued

(See "Explanation of Statistics" for information on coverage, definitions of Customs, f.a.s., and c.i.f. values, sources of error in the data, OTH CTY (other countries), and other definitions and features of the import statistics. Shipments valued less than \$251 are shown only under Schedule A commodity number 990.0000 and excluded from all other commodities.)

Country of origin	Schedule A commodity number, description and unit of quantity							
	Current month				Cumulative, January to date			
	Net quantity	Value (dollars)			Net quantity	Value (dollars)		
Customs		F.a.s.	C.i.f.	Customs		F.a.s.	C.i.f.	
YUGOSLV.....	-	-	-	-	-	184 952	184 952	188 411
OTH CTY.....	-	35 848	36 198	36 665	-	91 234	91 789	93 839
TOTAL.....	-	41 832	42 182	42 846	-	1 196 074	1 198 654	1 224 192
5713000	FIREWORKS, FLARES AND OTHER CHEMICAL SIGNALS							(LB)
CANADA.....	55	266	239	239	85 533	195 808	195 940	197 635
BRAZIL.....	126 290	178 466	178 466	236 606	336 403	444 330	444 330	588 370
U KING.....	12 026	42 897	42 897	46 085	40 129	119 352	119 217	132 680
FRANCE.....	13 893	52 743	52 743	65 143	28 045	98 929	98 929	124 975
W GERM.....	2 558	7 503	7 503	8 392	20 841	29 971	30 378	33 406
MACAO.....	110 971	162 965	162 965	182 159	397 976	377 359	377 411	436 723
CHINA M.....	693 348	347 150	347 211	420 164	3 414 662	1 711 379	1 711 419	2 061 017
KOR REP.....	24 262	37 962	37 962	41 793	66 870	58 458	58 458	66 833
HG KONG.....	78 674	52 201	52 201	60 185	271 714	173 860	173 810	203 684
CHINA T.....	191 564	120 938	121 970	144 721	1 328 952	1 020 985	1 021 915	1 181 422
JAPAN.....	31 354	53 880	52 880	56 989	425 635	1 080 997	1 078 761	1 161 748
OTH CTY.....	10 038	10 840	10 840	12 232	19 153	24 182	24 182	26 727
TOTAL.....	1 295 033	1 067 811	1 067 857	1 274 708	6 435 913	5 335 610	5 334 750	6 215 420
5714000	CARTRIDGES AND SHELLS INCLUDING GUN WADS							
CANADA.....	-	308 000	294 273	294 273	-	1 215 884	1 188 849	1 188 928
MEXICO.....	-	5 475	5 475	5 540	-	136 021	136 651	136 766
SWEDEN.....	-	-	-	-	-	658 679	658 679	671 832
FINLAND.....	-	-	-	-	-	246 707	246 707	254 109
U KING.....	-	9 752	9 752	9 934	-	184 630	184 258	189 240
W GERM.....	-	130 809	130 809	132 679	-	555 209	555 058	566 878
ISRAEL.....	-	-	-	-	-	43 055	43 055	69 772
OTH CTY.....	-	17 892	17 923	19 643	-	52 991	46 135	54 301
TOTAL.....	-	471 928	458 232	462 069	-	3 093 176	3 059 392	3 131 826
5813100	VULCANIZED FIBER FILM, STRIPS, SHEETS AND PROFILE SHAPES							(LB)
SWITZLD.....	-	-	-	-	44 040	42 712	42 712	44 718
OTH CTY.....	-	1 266	1 266	1 421	6 955	8 825	8 825	9 312
TOTAL.....	4 758	1 266	1 266	1 421	50 995	51 537	51 537	54 030
5813220	CELLULOSE COMPOUNDS AND CELLULOSIC PLASTICS MATERIALS NES, INCLUDING WASTE AND SCRAP							(LB)
SWEDEN.....	-	-	-	-	29 514	52 816	45 462	47 291
U KING.....	2 551	9 873	9 843	10 540	48 691	109 851	110 399	117 056
W GERM.....	73 352	83 963	83 963	87 498	462 330	533 045	533 274	562 168
SWITZLD.....	-	-	-	-	34 551	82 409	82 809	84 888
ITALY.....	-	-	-	-	30 908	56 641	56 055	58 118
JAPAN.....	2 756	6 872	6 872	7 227	55 471	112 893	112 893	118 825
OTH CTY.....	14 838	6 418	6 731	8 279	28 372	22 030	22 470	27 019
TOTAL.....	93 497	107 126	107 409	113 544	689 837	968 685	963 362	1 015 365
5813240	CELLULOSE ACETATE FILM, STRIPS, SHEETS AND PROFILE SHAPES							(LB)
U KING.....	290 673	425 880	426 801	440 932	1 048 375	1 618 090	1 616 476	1 679 135
FRANCE.....	29 961	74 389	74 389	78 358	142 353	347 438	347 438	360 113
ITALY.....	154 909	253 281	254 435	265 781	570 047	921 614	922 768	961 352
OTH CTY.....	2 823	3 599	3 626	3 634	31 290	67 887	68 049	72 119
TOTAL.....	478 366	757 149	759 251	788 705	1 792 065	2 955 029	2 954 731	3 072 719
5813250	CELLULOSIC PLASTICS FOR USE IN ARTIFICIAL KIDNEY MACHINES BY HOSPITALS							
W GERM.....	-	458 190	458 190	479 922	-	4 185 569	4 185 389	4 331 150
TOTAL.....	-	458 190	458 190	479 922	-	4 185 569	4 185 389	4 331 150
5813260	CELLULOSIC PLASTIC FILM, STRIPS, SHEETS AND PROFILE SHAPES, NES							(LB)
CANADA.....	121 999	75 920	76 412	76 454	852 759	622 315	639 263	639 344
U KING.....	19 449	29 991	29 991	31 725	141 622	206 165	206 165	226 219
BELGIUM.....	-	-	-	-	92 762	98 241	98 241	101 243
W GERM.....	3 896	12 692	12 692	14 173	7 898	52 159	52 159	55 658
ITALY.....	7 310	15 308	15 308	15 731	88 332	177 632	177 632	184 837
JAPAN.....	5 912	11 398	11 398	11 953	346 036	287 885	287 885	321 833
OTH CTY.....	40	255	255	304	7 171	5 261	5 261	5 616
TOTAL.....	158 606	145 564	146 056	150 340	1 536 580	1 449 658	1 466 606	1 534 750
5814010	PLASTIC MATERIALS DERIVED FROM BENZENOID PRODUCTS							(LB)
CANADA.....	267 924	149 276	152 930	152 087	1 447 888	803 558	815 726	816 810
MEXICO.....	19 147	17 430	17 979	17 979	64 138	65 001	66 577	66 577
VENEZ.....	-	-	-	-	16 956	54 433	54 433	55 797
U KING.....	230 534	193 122	209 900	227 852	1 936 645	1 331 261	1 544 916	1 673 278
NETHLS.....	58 657	21 846	21 848	24 421	154 793	120 791	125 415	142 098
BELGIUM.....	730	2 315	2 315	3 152	190 369	79 023	78 843	87 384
FRANCE.....	200	1 338	1 338	1 440	281 767	365 526	370 506	373 095
W GERM.....	665 696	827 410	724 754	788 712	6 060 187	7 603 771	7 015 991	7 457 879
SWITZLD.....	-	-	-	-	146 446	183 219	183 907	183 494
ITALY.....	176	719	819	878	177 882	182 111	182 391	192 746
JAPAN.....	152 875	92 996	79 946	98 612	5 406 264	2 746 826	2 502 640	2 809 538
OTH CTY.....	1 362	1 998	2 027	2 476	10 088	13 302	13 333	17 924
TOTAL.....	1 397 301	1 308 450	1 213 856	1 317 609	15 893 423	13 548 822	12 938 678	13 876 620

Table 2. Schedule A Commodity by Country of Origin, Customs, F.a.s., and C.i.f. Values—Continued

(See "Explanation of Statistics" for information on coverage, definitions of Customs, f.a.s., and c.i.f. values, sources of error in the data, OTH CTY (other countries), and other definitions and features of the import statistics. Shipments valued less than \$251 are shown only under Schedule A commodity number 990.0000 and excluded from all other commodities.)

Country of origin	Schedule A commodity number, description and unit of quantity							
	Current month				Cumulative, January to date			
	Net quantity	Value (dollars)			Net quantity	Value (dollars)		
Customs		F.a.s.	C.i.f.	Customs		F.a.s.	C.i.f.	
5814015	POLYVINYL ALCOHOL RESINS							(LB)
CANADA.....	16 660	5 627	5 819	5 819	111 920	47 760	48 384	48 384
U KING.....	-	-	-	-	75 523	65 806	65 806	72 611
W GERM.....	5	575	575	576	64 750	79 404	79 404	82 107
JAPAN.....	167 000	84 499	84 499	92 472	3 686 297	2 246 976	2 245 452	2 418 063
OTH CTY.....	5 534	15 554	14 374	17 353	28 550	26 308	25 128	30 482
TOTAL.....	189 199	106 255	105 267	116 220	3 967 040	2 466 254	2 464 174	2 651 647
5814025	POLYVINYL ACETATE AND VINYL RESINS, 50% OR MORE DERIVATIVES OF VINYL ACETATE, NSPF							(LB)
CANADA.....	45 544	16 364	16 672	16 672	150 161	51 378	52 229	52 229
W GERM.....	11 068	9 375	9 375	10 148	163 192	127 830	127 438	137 942
ITALY.....	123 339	14 546	14 546	19 515	473 465	52 352	52 352	69 092
KOR REP.....	-	-	-	-	128 969	30 137	30 137	34 660
JAPAN.....	-	-	-	-	327 586	153 356	153 356	169 969
OTH CTY.....	4 409	4 660	4 660	4 792	45 517	25 721	25 562	28 598
TOTAL.....	184 360	44 945	45 253	51 127	1 288 890	440 774	441 074	492 490
5814030	RESINS, POLYVINYL CHLORIDE & VINYL, NSPF							(LB)
CANADA.....	280 678	91 587	93 601	93 601	1 357 161	357 609	365 292	366 241
MEXICO.....	87 302	48 016	48 016	50 417	513 086	247 814	248 053	253 564
SWEDEN.....	83 377	32 673	30 108	33 196	294 421	105 827	105 371	116 275
U KING.....	11 889	21 953	21 954	23 409	136 238	64 283	64 284	70 896
FRANCE.....	81 570	42 869	42 913	45 510	1 377 585	484 526	488 482	533 598
W GERM.....	156 124	64 034	54 752	60 608	1 709 914	568 810	558 533	622 953
SPAIN.....	-	-	-	-	3 130 533	766 800	653 200	823 027
PORTUGL.....	-	-	-	-	2 125 759	279 631	279 631	364 209
ITALY.....	169 217	38 920	38 920	47 510	462 750	152 890	152 890	178 889
KOR REP.....	-	-	-	-	962 087	210 429	210 429	242 202
CHINA T.....	-	-	-	-	1 403 701	333 200	333 200	409 512
JAPAN.....	74 956	16 105	16 105	19 600	5 223 630	1 342 521	1 340 321	1 580 304
OTH CTY.....	-	-	-	-	197 680	74 471	74 471	87 095
TOTAL.....	945 113	356 157	346 369	373 851	18 894 545	4 988 811	4 874 157	5 648 765
5814045	SYNTHETIC RESINS, NSPF							(LB)
CANADA.....	363 044	114 510	117 727	117 865	2 403 924	1 104 325	1 125 277	1 125 927
SWEDEN.....	-	-	-	-	961 525	227 900	227 900	266 096
U KING.....	196 061	98 229	98 229	108 627	2 156 187	992 707	993 162	1 112 797
IRELAND.....	662	22 470	19 508	23 186	1 708	45 540	42 578	47 439
NETHLDs.....	44 092	11 023	11 023	13 007	9 069 238	2 102 836	2 102 487	2 392 371
BELGIUM.....	500	1 370	1 370	1 829	676 915	225 953	225 955	248 531
FRANCE.....	66 441	84 881	84 981	92 026	5 122 392	1 950 342	1 950 622	2 149 797
W GERM.....	632 148	502 872	502 970	541 727	6 849 577	4 446 941	4 393 461	4 726 814
SWITZLD.....	619 057	471 410	471 410	503 760	1 112 731	892 590	892 668	970 897
ITALY.....	11 825	20 867	20 867	22 201	198 877	187 670	187 670	200 486
JAPAN.....	630 967	270 765	270 765	306 907	22 802 100	6 778 190	6 600 219	7 712 940
OTH CTY.....	155 772	41 392	39 575	45 905	384 303	112 855	111 038	130 454
TOTAL.....	2 720 569	1 639 789	1 638 425	1 777 040	51 741 477	19 067 849	18 853 037	21 084 549
5814050	WASTE & SCRAP, PLASTIC, FOR REMANUFACTURE							(LB)
CANADA.....	1 434 733	135 262	142 264	142 265	4 430 555	488 791	507 509	507 609
MEXICO.....	15 537	8 729	8 729	8 729	326 925	53 161	53 161	54 102
U KING.....	130 588	21 183	21 183	30 244	632 091	183 665	183 665	226 546
NETHLDs.....	105 057	18 103	18 103	23 032	1 864 994	351 350	351 019	435 621
BELGIUM.....	50 950	8 251	8 251	12 175	2 112 299	268 718	268 610	407 374
FRANCE.....	742 421	188 523	188 523	222 325	4 660 318	722 115	721 114	950 612
W GERM.....	1 180 563	229 365	229 415	279 706	6 651 151	1 239 670	1 239 764	1 501 955
SPAIN.....	231 218	37 823	37 823	51 124	1 954 167	255 926	255 952	374 629
ITALY.....	36 603	36 842	36 842	39 518	427 344	133 806	133 734	157 717
OTH CTY.....	-	-	-	-	166 233	43 254	43 229	50 818
TOTAL.....	3 927 670	684 081	691 133	809 118	23 226 707	3 740 456	3 757 757	4 666 983
5814060	HOSE, PIPE, ETC FOR GAS OR LIQUIDS OF RUBBER OR PLASTICS							(LB)
CANADA.....	-	1 413 976	1 415 260	1 440 037	-	6 745 251	6 793 377	6 903 426
MEXICO.....	-	7 083	6 983	7 083	-	157 793	157 959	158 346
VENEZ.....	-	68 821	68 821	75 762	-	90 163	90 163	99 090
SWEDEN.....	-	299 316	266 447	289 733	-	1 602 847	1 460 707	1 584 794
NORWAY.....	-	7 770	7 770	8 087	-	36 204	36 204	39 256
DENMARK.....	-	1 851	1 864	1 973	-	40 282	40 168	43 435
U KING.....	-	808 411	814 712	886 833	-	4 495 410	4 540 996	4 932 810
IRELAND.....	-	45 577	45 577	47 112	-	45 577	45 577	47 112
NETHLDs.....	-	4 175	4 177	5 047	-	156 790	156 578	190 285
BELGIUM.....	-	24 504	24 504	25 044	-	146 157	144 784	152 568
FRANCE.....	-	39 968	40 005	42 576	-	671 095	669 843	703 979
W GERM.....	-	393 857	349 475	418 097	-	2 437 530	2 275 384	2 613 630
AUSTRIA.....	-	163 569	164 078	169 023	-	1 857 916	1 858 210	1 982 902
HUNGARY.....	-	38 557	38 557	43 316	-	337 405	337 405	395 750
SPAIN.....	-	-	-	-	-	577 467	577 255	690 848
ITALY.....	-	218 841	217 851	242 441	-	1 892 794	1 809 837	2 020 811
YUGOSLV.....	-	-	-	-	-	211 437	211 437	222 702
GREECE.....	-	-	-	-	-	273 166	273 166	311 098
ISRAEL.....	-	5 853	5 859	6 302	-	87 883	87 889	100 665
CHINA T.....	-	21 871	21 871	25 489	-	242 370	239 467	276 916
JAPAN.....	-	248 405	225 781	263 192	-	2 063 823	1 981 145	2 240 078
OTH CTY.....	-	13 286	12 949	13 809	-	92 038	92 366	108 322
TOTAL.....	-	3 825 691	3 732 541	4 010 956	-	24 261 398	23 879 917	25 818 823

Table 2. **Schedule A Commodity by Country of Origin, Customs, F.a.s., and C.i.f. Values—Continued**

(See "Explanation of Statistics" for information on coverage, definitions of Customs, f.a.s., and c.i.f. values, sources of error in the data, OTH CTY (other countries), and other definitions and features of the import statistics. Shipments valued less than \$251 are shown only under Schedule A commodity number 990.0000 and excluded from all other commodities.)

Country of origin	Schedule A commodity number, description and unit of quantity							
	Current month			Cumulative, January to date				
	Net quantity	Value (dollars)			Net quantity	Value (dollars)		
Customs		F.a.s.	C.i.f.	Customs		F.a.s.	C.i.f.	
5814065	NON-CELLULOSIC PLASTIC FILM, STRIPS AND SHEETS MADE IN IMITATION OF PATENT LEATHER						(SYD)	
W GERM.....	27 265	14 712	14 712	16 029	146 510	81 096	81 347	87 859
JAPAN.....	125 694	52 004	52 004	57 848	450 315	190 935	190 067	209 210
OTH CTY.....	-	-	-	-	793	1 001	1 001	1 115
TOTAL.....	152 959	66 716	66 716	73 877	597 618	273 032	272 415	298 184
5814070	FILM, SHEETS ETC OF PLASTICS OR RUBBER, NSPF, & ACRYLIC RESIN PROFILE SHAPES, ETC							
CANADA.....	-	359 283	363 843	365 139	-	2 168 745	2 181 351	2 205 130
MEXICO.....	-	16 489	16 800	16 995	-	46 068	46 546	47 102
BRAZIL.....	-	39 886	39 886	45 799	-	107 952	107 952	121 425
SWEDEN.....	-	56 858	56 858	61 313	-	159 707	159 707	170 329
FINLAND.....	-	-	-	-	-	185 875	185 875	196 134
DENMARK.....	-	3 208	3 208	3 285	-	126 735	126 016	134 154
U KING.....	-	656 738	643 379	679 219	-	5 648 287	5 595 177	5 937 657
NETHLDs.....	-	2 947	3 002	4 138	-	602 490	601 201	626 708
BELGIUM.....	-	1 973	2 011	2 313	-	3 000 955	2 994 298	3 092 122
FRANCE.....	-	46 669	46 669	54 070	-	1 071 777	1 067 965	1 137 699
W GERM.....	-	822 171	820 535	876 671	-	7 220 664	7 217 636	7 728 267
AUSTRIA.....	-	439	439	446	-	169 054	171 257	188 347
SWITZLD.....	-	8 364	8 364	9 512	-	266 224	259 458	279 040
ITALY.....	-	28 011	28 011	29 240	-	1 028 109	1 020 070	1 094 427
ISRAEL.....	-	-	-	-	-	118 419	118 419	129 194
THAILND.....	-	15 665	15 309	18 536	-	322 950	321 736	360 320
MALAYSA.....	-	110 051	110 051	119 435	-	397 643	397 643	431 687
KOR REP.....	-	2 635	2 635	2 850	-	42 380	42 380	47 740
CHINA.....	-	547 724	547 724	631 822	-	2 919 518	2 895 932	3 274 072
JAPAN.....	-	2 391 705	2 392 557	2 599 683	-	16 168 165	16 091 295	17 531 280
OTH CTY.....	-	3 201	3 202	3 708	-	123 723	123 420	143 593
TOTAL.....	-	5 114 017	5 104 483	5 524 174	-	41 895 440	41 725 334	44 876 427
5819010	RESINS, NSPF AND ARTIFICIAL MIXTURES OF PLASTICS MATERIALS NSPF						(LB)	
CANADA.....	347 619	191 456	192 253	193 727	1 193 921	617 699	623 017	626 726
SWEDEN.....	-	-	-	-	22 800	35 175	31 195	32 580
NORWAY.....	-	-	-	-	111 820	184 350	184 438	190 602
U KING.....	32 862	46 620	46 620	49 334	245 817	253 781	294 082	304 462
W GERM.....	68 806	84 723	84 723	89 078	77 859	98 965	99 052	104 253
MALAYSA.....	11 023	3 905	3 905	4 365	307 203	100 085	100 620	111 019
JAPAN.....	65 113	33 085	33 085	37 814	149 295	92 776	92 776	105 568
OTH CTY.....	22 046	3 309	3 309	3 420	78 341	46 047	46 047	49 661
TOTAL.....	547 469	363 098	363 895	377 738	2 187 056	1 428 878	1 471 227	1 524 871
5992000	PESTICIDES, INCLUDING SHEEP DIP							
CANADA.....	-	315 697	326 650	336 008	-	2 837 408	2 950 020	2 997 749
MEXICO.....	-	641 200	354 720	354 720	-	2 077 962	1 260 954	1 261 266
ARGENT.....	-	-	-	-	-	145 496	145 496	166 223
DENMARK.....	-	-	-	-	-	356 523	356 523	383 028
U KING.....	-	3 131 437	2 776 758	2 873 030	-	25 062 305	22 894 191	23 689 328
NETHLDs.....	-	260 630	260 639	273 217	-	862 226	862 049	887 466
FRANCE.....	-	220 570	216 409	228 594	-	3 200 542	3 196 381	3 301 308
W GERM.....	-	3 634 452	3 634 452	3 769 259	-	10 061 513	10 061 264	10 356 019
AUSTRIA.....	-	-	-	-	-	98 036	98 036	103 518
SWITZLD.....	-	3 407 950	3 541 505	3 681 497	-	6 339 337	6 873 533	7 121 263
ISRAEL.....	-	-	-	-	-	288 981	309 432	339 030
JAPAN.....	-	817 547	846 230	889 281	-	3 631 363	3 499 819	3 670 836
AUSTRAL.....	-	-	-	-	-	627 222	627 222	687 749
OTH CTY.....	-	-	-	-	-	34 189	32 445	35 547
TOTAL.....	-	12 429 483	11 957 363	12 405 606	-	55 623 103	53 167 365	55 000 330
5995120	POTATO STARCH						(LB)	
CANADA.....	94 307	8 391	8 976	8 976	999 132	66 182	71 791	72 786
NETHLDs.....	723 066	99 918	99 920	125 965	6 799 383	892 285	892 287	1 104 739
OTH CTY.....	60 670	9 320	9 320	11 719	238 969	47 373	47 473	56 623
TOTAL.....	878 043	117 629	118 216	146 660	8 037 484	1 005 840	1 011 551	1 234 148
5995140	STARCHES, NSPF						(LB)	
MEXICO.....	200 000	21 200	21 200	21 200	500 782	57 125	57 125	57 125
HG KONG.....	32 800	12 622	12 694	14 253	143 541	57 868	58 068	64 541
OTH CTY.....	45 548	14 031	14 031	15 794	228 777	88 762	88 672	99 360
TOTAL.....	278 348	47 853	47 925	51 247	873 000	203 755	203 865	221 026
5995200	WHEAT GLUTEN						(LB)	
CANADA.....	587 500	235 550	239 128	239 128	2 910 600	1 220 271	1 222 639	1 222 639
MEXICO.....	112 000	36 984	37 016	37 016	416 000	156 041	142 988	142 988
AUSTRAL.....	2 191 441	678 408	687 692	805 720	10 948 581	3 455 893	3 479 796	3 888 383
OTH CTY.....	2 500	1 047	1 047	1 139	7 872	4 101	4 070	4 539
TOTAL.....	2 893 441	951 989	964 883	1 083 003	14 283 053	4 836 306	4 849 493	5 258 549
5995320	CASEIN						(LB)	
CANADA.....	39 520	101 962	102 112	102 112	39 520	101 962	102 112	102 112
ARGENT.....	782 478	440 842	440 842	476 064	1 600 026	912 647	912 647	980 764
NORWAY.....	47 321	30 910	30 910	32 871	221 529	165 343	165 343	174 596
DENMARK.....	47 500	36 528	36 527	38 585	234 800	177 474	177 473	187 353

Table 2. Schedule A Commodity by Country of Origin, Customs, F.a.s., and C.i.f. Values—Continued

(See "Explanation of Statistics" for information on coverage, definitions of Customs, f.a.s., and c.i.f. values, sources of error in the data, OTH CTY (other countries), and other definitions and features of the import statistics. Shipments valued less than \$251 are shown only under Schedule A commodity number 990.0000 and excluded from all other commodities.)

Country of origin	Schedule A commodity number, description and unit of quantity								
	Current month				Cumulative, January to date				
	Net quantity	Value (dollars)			Net quantity	Value (dollars)			
Customs		F.a.s.	C.i.f.	Customs		F.a.s.	C.i.f.		
IRELAND.....	898 240	624 763	624 763	668 153	4 317 060	3 599 691	3 610 499	3 787 324	
FRANCE.....	165 370	107 711	107 711	112 583	2 384 169	1 787 637	1 787 637	1 879 901	
W GERM.....	382 224	254 489	254 489	274 704	1 514 388	1 127 360	1 127 360	1 208 252	
POLAND.....	176 368	105 600	105 600	110 400	760 788	445 411	445 411	474 813	
USSR.....	-	-	-	-	1 189 779	694 452	694 452	736 948	
AUSTRAL.....	339 122	232 984	232 984	253 725	780 042	539 335	539 335	586 693	
N ZEAL.....	34 282	26 185	26 185	28 027	3 369 227	1 828 961	1 828 961	1 994 312	
OTH CTY.....	-	-	-	-	44 092	29 082	29 082	30 800	
TOTAL.....	2 912 425	1 961 974	1 962 123	2 097 224	16 455 420	11 409 355	11 420 312	12 143 868	
5995340	CASEIN MIXTURES INCLUDING CASEIN GLUE							(LB)	
CANADA.....	-	-	-	-	50 900	105 651	106 427	106 427	
DENMARK.....	-	-	-	-	36 500	31 025	31 025	33 125	
U KING.....	18 000	17 027	17 027	17 820	71 027	65 547	65 547	68 742	
NETHLDs.....	348 891	299 786	299 786	315 545	1 225 039	1 078 868	1 078 838	1 142 637	
AUSTRAL.....	231 500	219 573	219 573	220 330	1 736 351	1 810 366	1 810 366	1 881 872	
N ZEAL.....	123 891	128 090	128 090	140 142	431 541	505 138	505 138	546 825	
OTH CTY.....	400	921	921	961	31 104	29 614	29 656	32 363	
TOTAL.....	722 682	665 397	665 397	694 798	3 582 462	3 626 209	3 626 997	3 811 991	
5995400	ALBUMINS, ALBUMINATES AND OTHER ALBUMIN DERIVATIVES							(LB)	
NETHLDs.....	73 249	49 928	49 928	54 420	224 124	179 483	179 483	192 634	
N ZEAL.....	-	-	-	-	131 264	120 983	120 983	126 868	
OTH CTY.....	65	2 141	2 141	2 290	565	2 490	2 490	2 663	
TOTAL.....	73 314	52 069	52 069	56 710	355 953	302 956	302 956	322 165	
5995700	DEXTRINE AND SOLUBLE OR CHEMICALLY TREATED STARCHES							(LB)	
CANADA.....	1 975	5 954	6 034	6 034	21 122	31 463	31 905	32 182	
NETHLDs.....	1 469 773	283 149	283 182	332 740	11 516 951	2 262 303	2 259 722	2 650 068	
JAPAN.....	-	-	-	-	74 273	43 628	43 628	48 348	
OTH CTY.....	35 814	33 332	33 352	35 866	124 572	57 399	57 469	63 274	
TOTAL.....	1 507 562	322 435	322 568	374 640	11 736 918	2 394 793	2 392 724	2 793 872	
5995810	GELATIN, EDIBLE							(LB)	
CANADA.....	20 000	36 416	36 576	36 576	20 408	37 517	37 677	37 723	
MEXICO.....	133 183	236 645	263 091	263 091	932 535	1 500 572	1 566 698	1 566 913	
COLOMB.....	121 046	217 770	217 770	224 278	872 860	1 374 005	1 374 005	1 423 669	
ARGENT.....	-	-	-	-	120 000	123 522	123 522	131 129	
SWEDEN.....	-	-	-	-	58 500	119 111	119 111	121 740	
U KING.....	50 559	127 252	127 252	130 931	1 039 928	1 984 772	1 954 789	2 015 676	
NETHLDs.....	-	-	-	-	124 669	222 864	222 864	229 995	
BELGIUM.....	117 000	212 428	212 428	217 010	773 572	1 693 107	1 631 815	1 675 845	
FRANCE.....	20 000	34 105	34 105	35 156	747 754	1 894 903	1 894 903	1 948 406	
SPAIN.....	-	-	-	-	26 500	53 633	53 633	54 940	
JAPAN.....	26 455	33 137	33 137	36 000	92 986	93 545	94 320	104 371	
AUSTRAL.....	63 603	114 771	114 771	119 150	371 294	505 881	505 881	527 964	
OTH CTY.....	11 553	9 300	9 300	9 318	22 768	30 506	30 506	31 640	
TOTAL.....	563 399	1 021 824	1 048 430	1 071 510	5 203 774	9 633 938	9 609 724	9 870 011	
5995820	GELATIN, PHOTOGRAPHIC							(LB)	
U KING.....	29 600	74 180	74 180	75 960	164 607	389 271	391 271	402 634	
BELGIUM.....	7 606	24 081	24 081	24 785	58 646	159 739	159 739	164 568	
FRANCE.....	88 479	343 315	343 315	349 779	1 351 983	4 878 113	4 878 113	5 025 492	
W GERM.....	6 614	16 865	16 865	17 183	11 772	32 869	32 869	34 050	
SWITZLD.....	-	-	-	-	13 999	66 675	66 456	67 555	
TOTAL.....	132 299	458 441	458 441	467 707	1 601 007	5 510 667	5 528 448	5 694 299	
5995830	GELATINS, NSPF, ANIMAL AND FISH GLUES, AND ISINGLASS							(LB)	
CANADA.....	55 272	31 019	31 196	31 196	237 699	136 637	137 354	137 354	
MEXICO.....	-	-	-	-	300 000	196 400	196 400	196 400	
BRAZIL.....	68 601	22 927	22 927	25 101	711 604	363 636	363 013	385 928	
URUGUAY.....	-	-	-	-	240 000	78 975	78 975	88 834	
SWEDEN.....	40 000	15 200	15 200	16 534	236 000	146 269	147 269	157 621	
U KING.....	87 727	31 927	33 722	37 230	421 214	144 767	146 562	164 713	
NETHLDs.....	-	-	-	-	791 999	355 012	355 012	378 636	
W GERM.....	171 571	93 848	93 848	101 047	1 798 022	1 016 121	1 015 759	1 102 849	
POLAND.....	35 200	18 351	18 351	19 749	434 800	152 164	166 464	183 917	
PORTUGL.....	33 069	21 000	21 000	22 237	55 115	39 630	39 630	41 717	
ITALY.....	119 049	45 900	45 900	51 070	357 147	187 023	187 023	202 780	
YUGOSLV.....	-	-	-	-	154 454	110 789	110 789	116 856	
CHINA M.....	-	-	-	-	88 000	88 060	92 109	96 158	
REP SAF.....	-	-	-	-	158 732	40 287	40 287	47 464	
OTH CTY.....	-	-	-	-	189 151	64 476	64 512	72 421	
TOTAL.....	610 489	280 172	282 144	304 164	6 173 937	3 120 146	3 141 058	3 373 648	
5996100	TALL OIL								
CANADA.....	-	29 097	32 631	32 631	-	136 004	146 824	146 824	
U KING.....	-	-	-	-	-	38 494	38 494	44 830	
OTH CTY.....	-	-	-	-	-	47 880	51 052	55 106	
TOTAL.....	-	29 097	32 631	32 631	-	222 378	236 370	246 760	

Table 2. Schedule A Commodity by Country of Origin,
Customs, F.a.s., and C.i.f. Values—Continued

(See "Explanation of Statistics" for information on coverage, definitions of Customs, f.a.s., and c.i.f. values, sources of error in the data, OTH CTY (other countries), and other definitions and features of the import statistics. Shipments valued less than \$251 are shown only under Schedule A commodity number 990.0000 and excluded from all other commodities.)

Country of origin	Schedule A commodity number, description and unit of quantity							
	Net quantity	Current month			Net quantity	Cumulative, January to date		
		Value (dollars)				Value (dollars)		
	Customs	F.a.s.	C.i.f.	Customs	F.a.s.	C.i.f.		
5996300	TURPENTINE, GUM AND SPIRITS OF							
MEXICO.....	-	198 137	174 619	199 365	-	591 108	561 071	597 357
PORTUGL.....	-	-	-	-	-	314 460	314 460	345 960
OTH CTY.....	-	3 512	3 512	3 512	-	18 277	18 157	21 236
TOTAL.....	-	201 649	178 131	202 877	-	923 845	893 688	964 553
5996400	WOOD AND RESIN-BASED CHEMICAL PRODUCTS, NES (LB)							
MEXICO.....	218 280	64 250	65 961	65 961	222 416	65 751	67 512	67 512
HONDURA.....	-	-	-	-	221 392	69 388	69 217	74 149
NICARAG.....	-	-	-	-	1 550 150	287 113	287 113	322 466
PORTUGL.....	-	-	-	-	121 254	44 191	34 191	38 890
GREECE.....	-	-	-	-	110 627	50 180	50 180	57 360
INDIA.....	-	-	-	-	243 741	72 147	72 147	85 059
CHINA M.....	220 240	85 546	85 887	94 614	10 010 313	3 431 158	3 432 184	3 854 827
CHINA T.....	-	-	-	-	567 467	198 681	197 251	221 061
OTH CTY.....	2 000	1 097	1 117	1 117	93 028	39 745	39 826	47 136
TOTAL.....	440 520	150 893	152 965	161 692	13 140 388	4 258 354	4 249 621	4 768 460
5996500	WOOD TAR AND WOOD TAR OIL (LB)							
OTH CTY.....	-	-	-	-	38 929	5 079	5 079	6 856
TOTAL.....	-	-	-	-	38 929	5 079	5 079	6 856
5996600	WOOD PITCH (LB)							
OTH CTY.....	-	-	-	-	5 512	3 830	3 830	4 161
TOTAL.....	-	-	-	-	5 512	3 830	3 830	4 161
5997300	ANIMAL BLACK (LB)							
MEXICO.....	110 230	24 000	25 090	25 090	983 133	214 938	224 748	224 748
U KING.....	420 521	179 030	174 610	198 320	2 492 743	1 224 372	1 219 965	1 354 088
NETHLD.....	328 349	84 182	84 182	99 142	3 807 665	936 549	936 093	1 094 372
FRANCE.....	-	-	-	-	849 758	376 475	376 475	413 773
W GERM.....	-	-	-	-	173 260	99 928	99 716	114 277
PORTUGL.....	89 286	14 494	14 494	17 727	446 430	77 167	77 167	93 336
ITALY.....	37 000	34 942	34 942	37 241	37 441	35 341	35 341	37 742
OTH CTY.....	36 817	8 100	8 100	10 390	296 624	61 688	60 980	69 762
TOTAL.....	1 022 203	344 748	341 418	387 910	9 087 054	3 026 458	3 030 485	3 402 098
5997400	GLAZINGS, DRESSINGS & MORDANTS, PREPARED FOR TEXTILES (LB)							
NETHLD.....	38 970	26 409	26 409	28 434	82 693	59 565	58 704	63 623
FRANCE.....	40 000	33 164	33 164	34 806	392 574	315 325	283 721	301 606
W GERM.....	45 751	29 166	29 461	31 383	702 682	449 545	437 167	472 768
SWITZLD.....	80 106	54 155	53 983	57 547	660 653	440 861	438 794	470 406
SPAIN.....	35 000	19 572	18 593	20 127	298 500	166 379	161 486	175 357
ITALY.....	84 000	54 280	52 806	56 633	628 948	434 250	425 346	455 963
JAPAN.....	28 650	3 985	3 985	5 458	1 213 091	183 013	183 013	239 091
OTH CTY.....	2 646	3 146	3 146	3 266	26 646	12 163	12 321	12 441
TOTAL.....	355 123	223 877	221 547	237 654	4 005 787	2 061 101	2 000 552	2 191 256
5998020	ACID, NAPHTHENIC (LB)							
N ANTIL.....	-	-	-	-	2 681 670	290 222	290 222	364 831
JAPAN.....	-	-	-	-	30 000	37 573	37 573	42 000
TOTAL.....	-	-	-	-	2 711 670	327 795	327 795	406 831
5998040	CHEMICAL PRODUCTS AND PREPARATIONS, ORGANIC AND INORGANIC, NSPF							
CANADA.....	-	1 532 415	1 558 487	1 589 579	-	10 807 906	10 831 403	11 097 062
MEXICO.....	-	6 362	6 002	6 497	-	97 213	57 250	57 791
BRAZIL.....	-	-	-	-	-	141 766	141 766	156 907
SWEDEN.....	-	78 887	78 347	80 654	-	1 160 442	1 154 618	1 181 237
NORWAY.....	-	-	-	-	-	193 615	193 519	210 076
DENMARK.....	-	42 851	43 430	44 428	-	150 730	152 208	156 466
U KING.....	-	657 590	593 195	657 886	-	4 197 821	4 078 566	4 438 034
NETHLD.....	-	7 876	7 876	8 891	-	746 513	714 462	875 571
BELGIUM.....	-	2 457	2 457	2 744	-	88 693	88 693	92 947
FRANCE.....	-	45 947	45 950	47 958	-	989 083	994 904	1 069 994
W GERM.....	-	495 471	484 153	521 012	-	3 903 063	3 962 347	4 205 009
SWITZLD.....	-	238 253	236 759	243 499	-	1 218 992	1 177 472	1 249 244
ITALY.....	-	45 132	45 132	57 296	-	117 258	117 331	138 570
ISRAEL.....	-	-	-	-	-	187 182	187 182	222 582
INDIA.....	-	64 000	64 000	74 413	-	425 534	426 033	497 749
THAILND.....	-	-	-	-	-	73 835	73 835	76 393
JAPAN.....	-	172 572	172 573	212 022	-	1 755 286	1 714 638	1 987 241
OTH CTY.....	-	16 878	16 875	18 766	-	93 091	93 157	99 990
TOTAL.....	-	3 406 691	3 355 236	3 565 645	-	26 348 023	26 159 384	27 812 863

Table 2. Schedule A Commodity by Country of Origin, Customs, F.a.s., and C.i.f. Values—Continued

(See "Explanation of Statistics" for information on coverage, definitions of Customs, f.a.s., and c.i.f. values, sources of error in the data, OTH CTY (other countries), and other definitions and features of the import statistics. Shipments valued less than \$251 are shown only under Schedule A commodity number 990.0000 and excluded from all other commodities.)

Country of origin	Schedule A commodity number, description and unit of quantity							
	Current month				Cumulative, January to date			
	Net quantity	Value (dollars)			Net quantity	Value (dollars)		
Customs		F.a.s.	C.i.f.	Customs		F.a.s.	C.i.f.	
6112000	LEATHER BOARD							(LB)
U KING.....	24 801	9 582	9 582	11 041	354 327	133 295	133 295	145 252
FRANCE.....	87 411	28 846	28 846	31 990	448 495	169 603	169 603	186 798
W GERM.....	16 235	34 692	34 692	36 305	287 971	264 988	264 978	275 520
OTH CTY.....	275	1 269	1 289	1 289	60 413	34 464	34 602	38 001
TOTAL.....	128 722	74 389	74 409	80 625	1 151 206	602 350	602 478	645 571
6113010	LEATHER, UPPER, CALF AND KIP							(SFT)
CANADA.....	29 982	43 742	44 196	44 196	174 157	257 923	263 504	263 590
SWEDEN.....	9 056	11 754	11 754	12 031	45 972	56 308	56 308	58 348
U KING.....	26 581	36 043	36 043	38 401	116 070	121 752	121 070	130 327
FRANCE.....	244 555	332 596	332 468	346 123	1 812 974	2 479 930	2 477 886	2 560 701
W GERM.....	10 252	58 252	58 252	58 713	145 129	274 278	274 278	282 114
SWITZLD.....	5 450	5 677	5 677	6 441	107 099	138 125	138 125	143 525
ITALY.....	14 202	20 695	20 695	21 721	280 194	260 837	260 837	276 153
INDIA.....	524	3 176	3 176	3 377	159 514	104 303	104 303	122 107
OTH CTY.....	6 491	8 193	8 193	8 528	35 539	36 523	36 556	38 793
TOTAL.....	347 093	520 128	520 454	539 531	2 876 648	3 729 979	3 732 867	3 875 658
6113020	LEATHER, LINING, CALF AND KIP							(SFT)
U KING.....	684 149	131 769	131 769	136 014	2 234 942	933 746	929 903	967 173
ITALY.....	-	-	-	-	230 241	116 238	116 238	118 456
OTH CTY.....	1 700	553	553	806	68 480	28 186	27 376	30 630
TOTAL.....	685 849	132 322	132 322	136 820	2 533 663	1 078 170	1 073 517	1 116 259
6113040	LEATHER, CALF AND KIP, NSPF							(SFT)
MEXICO.....	3 236	15 088	15 088	16 331	28 283	49 929	49 929	51 819
ARGENT.....	134 196	90 276	90 276	93 939	284 354	210 860	210 860	220 499
U KING.....	63 066	37 213	37 214	38 307	849 067	541 941	541 544	555 049
OTH CTY.....	11 295	5 736	5 779	6 179	56 243	64 335	64 403	69 880
TOTAL.....	211 793	148 313	148 357	154 756	1 217 947	867 065	866 736	897 247
6114010	LEATHER, UPHOLSTERY							(SFT)
U KING.....	191 892	130 225	135 628	140 456	857 663	603 850	629 190	649 618
W GERM.....	100 338	78 954	78 954	87 973	639 019	485 680	485 680	520 322
OTH CTY.....	9 469	7 496	7 496	9 350	44 663	41 790	41 790	47 397
TOTAL.....	301 699	216 675	222 078	237 779	1 541 345	1 131 320	1 156 660	1 217 337
6114020	LEATHER, UPPER, BOVINE, NOT FANCY							(SFT)
CANADA.....	245 353	145 079	146 028	146 028	1 152 712	533 848	544 768	545 458
MEXICO.....	3 526	1 847	1 847	1 847	129 775	65 932	66 665	66 701
BRAZIL.....	219 525	127 594	127 594	147 108	574 264	291 752	291 752	330 660
URUGUAY.....	108 435	54 405	54 405	59 003	358 651	179 818	179 818	204 087
ARGENT.....	823 393	362 284	362 284	381 265	2 508 397	1 199 704	1 172 697	1 256 334
U KING.....	28 076	24 789	24 789	26 521	88 609	91 567	91 581	96 855
BELGIUM.....	9 907	12 757	12 757	13 647	62 575	71 509	71 509	74 546
FRANCE.....	-	-	-	-	98 230	45 021	45 021	46 777
W GERM.....	10 157	17 600	17 600	18 642	52 132	45 050	45 050	47 334
ITALY.....	5 533	7 670	7 670	7 896	69 517	78 540	78 540	84 726
INDIA.....	111 794	57 437	57 437	64 502	1 033 074	547 626	547 626	624 363
THAILND.....	122 369	26 918	26 918	27 757	894 542	227 425	225 475	238 826
AUSTRAL.....	-	-	-	-	95 940	41 254	41 254	43 100
OTH CTY.....	4 029	2 734	2 734	3 464	69 180	54 049	54 049	59 098
TOTAL.....	1 692 097	841 114	842 063	897 680	7 187 598	3 473 095	3 455 805	3 718 865
6114030	LEATHER, BELTING, BOVINE, NOT FANCY							(SFT)
CANADA.....	21 347	23 095	23 260	23 260	74 922	81 451	82 216	82 216
ARGENT.....	-	-	-	-	73 120	37 209	37 209	38 236
U KING.....	28 566	40 683	40 785	42 458	163 505	269 253	271 471	283 203
OTH CTY.....	-	-	-	-	3 946	5 032	5 032	5 791
TOTAL.....	49 913	63 778	64 045	65 718	315 493	392 945	395 928	409 446
6114040	LEATHER, GLOVE AND GARMENT, BOVINE, NOT FANCY							(SFT)
CANADA.....	192 750	114 929	117 354	117 354	839 178	588 188	596 644	596 667
BRAZIL.....	8 000	1 570	1 570	2 615	264 320	54 854	54 854	60 139
ARGENT.....	854 845	391 662	391 662	406 223	1 604 875	770 435	770 435	794 191
OTH CTY.....	1 218	877	877	951	86 293	50 718	49 299	51 895
TOTAL.....	1 056 813	509 038	511 463	527 143	2 794 666	1 464 195	1 471 232	1 502 892
6114050	LEATHER, BOVINE, NSPF, NOT FANCY							(SFT)
CANADA.....	73 346	62 069	63 053	63 077	1 001 689	512 046	518 102	518 899
MEXICO.....	1 241	626	626	626	38 003	31 776	31 775	31 775
COLOMB.....	-	-	-	-	101 415	47 623	47 623	49 412
BRAZIL.....	151 624	37 910	37 910	39 877	543 358	277 020	276 727	292 449
URUGUAY.....	29 937	16 625	16 625	17 936	216 267	59 274	59 274	63 929
ARGENT.....	664 261	260 986	257 725	272 952	5 696 543	2 348 864	2 307 904	2 438 179
SWEDEN.....	-	-	-	-	41 089	42 322	42 322	50 864
U KING.....	257 142	183 035	183 905	189 195	1 393 949	917 914	921 538	950 360
NETHLS.....	68 937	70 678	70 678	72 875	68 937	70 678	70 678	72 872
FRANCE.....	20 771	25 225	26 225	26 963	73 578	88 475	89 475	93 469
W GERM.....	5 159	5 430	5 430	5 621	53 078	61 803	61 803	64 129

Table 2. Schedule A Commodity by Country of Origin, Customs, F.a.s., and C.i.f. Values—Continued

(See "Explanation of Statistics" for information on coverage, definitions of Customs, f.a.s., and c.i.f. values, sources of error in the data, OTH CTY (other countries), and other definitions and features of the import statistics. Shipments valued less than \$251 are shown only under Schedule A commodity number 990.0000 and excluded from all other commodities.)

Country of origin	Schedule A commodity number, description and unit of quantity								
	Current month				Cumulative, January to date				
	Net quantity	Value (dollars)			Net quantity	Value (dollars)			
Customs		F.a.s.	C.i.f.	Customs		F.a.s.	C.i.f.		
AUSTRIA.....	2 400	4 997	4 997	5 548	20 760	53 383	52 918	58 154	
SPAIN.....	56 134	64 410	64 410	68 962	126 420	117 948	117 948	127 087	
ITALY.....	66 111	76 918	76 918	80 295	373 349	496 027	496 027	516 350	
INDIA.....	85 620	64 154	64 154	72 680	238 697	134 511	134 450	157 502	
THAILND.....	-	-	-	-	111 286	32 458	32 458	33 809	
OTH CTY.....	1 782	1 604	1 604	2 020	100 195	75 878	75 881	80 948	
TOTAL.....	1 484 465	874 667	874 260	918 644	10 198 615	5 366 000	5 336 903	5 600 187	
6114060	LEATHER, FANCY, NSPF						(SFT)		
MEXICO.....	7 000	36 325	36 325	36 325	44 885	260 327	240 327	240 327	
BRAZIL.....	839	407	407	435	62 007	32 204	32 204	33 369	
U KING.....	7 080	22 446	22 446	23 423	84 560	210 887	210 678	218 477	
OTH CTY.....	4 777	3 386	3 399	3 453	102 263	62 498	62 511	67 093	
TOTAL.....	19 696	62 564	62 577	63 636	293 715	565 916	545 720	559 266	
6119100	LEATHER OF SHEEP AND LAMB SKINS, NOT FANCY								
U KING.....	-	6 447	6 849	7 242	-	70 089	70 250	73 423	
FRANCE.....	-	163 592	164 080	170 052	-	1 519 968	1 510 270	1 556 360	
SPAIN.....	-	122 951	122 951	129 799	-	566 704	566 704	593 559	
ITALY.....	-	497	497	655	-	41 107	41 107	43 325	
INDIA.....	-	9 827	9 827	11 370	-	335 715	334 756	352 326	
OTH CTY.....	-	2 487	2 487	2 805	-	66 291	66 337	71 046	
TOTAL.....	-	305 801	306 691	321 923	-	2 599 874	2 589 424	2 690 039	
6119220	LEATHER, GOAT, VEGETABLE-TANNED, IN THE ROUGH						(LB)		
INDIA.....	-	-	-	-	11 200	74 722	72 933	73 656	
OTH CTY.....	46	498	498	498	1 343	4 298	4 298	4 391	
TOTAL.....	46	498	498	498	12 543	79 020	77 231	78 047	
6119240	LEATHER, GOAT AND KID, NOT FANCY, NSPF						(SFT)		
MEXICO.....	-	-	-	-	33 442	38 577	38 577	38 577	
HAITI.....	-	-	-	-	206 433	97 288	97 288	101 841	
BRAZIL.....	34 182	14 808	14 808	16 272	67 117	41 198	41 198	44 531	
U KING.....	72 499	67 910	67 910	71 462	441 859	408 173	408 759	428 142	
FRANCE.....	2 890	1 690	1 690	1 946	260 435	115 538	115 499	118 813	
SPAIN.....	188 573	185 145	185 145	195 579	1 275 347	1 270 711	1 270 721	1 328 961	
ITALY.....	10 483	16 873	16 872	17 694	125 900	134 254	134 253	140 417	
INDIA.....	1 279 199	979 538	979 655	1 088 281	5 846 904	4 295 722	4 295 939	4 809 075	
OTH CTY.....	22 921	20 626	20 626	21 353	113 264	65 941	65 941	69 503	
TOTAL.....	1 610 747	1 286 590	1 286 706	1 412 587	8 370 701	6 467 402	6 468 175	7 079 860	
6119260	LEATHER, GOAT AND KID FANCY						(SFT)		
U KING.....	2 378	2 872	2 872	2 939	82 680	86 808	86 808	89 545	
OTH CTY.....	14 105	3 897	3 913	3 941	36 354	24 395	24 411	25 333	
TOTAL.....	16 483	6 769	6 785	6 880	119 034	111 203	111 219	114 878	
6119300	LEATHER, CHAMOIS, OIL-TANNED						(DPC)		
U KING.....	3 984	99 098	99 086	104 036	36 958	863 887	865 792	909 340	
NETHLDs.....	6	256	256	260	697	31 034	31 034	31 950	
BELGIUM.....	10 363	167 672	167 672	177 872	46 172	746 168	739 492	773 587	
FRANCE.....	90	1 122	1 122	1 235	5 094	75 812	75 812	79 410	
ITALY.....	1 000	19 058	19 058	20 324	2 138	39 590	39 589	42 120	
N ZEAL.....	2 445	29 747	29 747	31 385	18 670	129 513	130 594	137 747	
OTH CTY.....	100	636	636	745	1 438	8 287	8 302	9 304	
TOTAL.....	17 988	317 589	317 577	335 857	111 167	1 894 291	1 890 615	1 983 458	
6119400	PARCHMENT AND VELLUM						(LB)		
U KING.....	80	1 994	1 994	2 175	2 108	74 563	74 563	78 126	
OTH CTY.....	146	820	820	1 006	255	2 203	2 203	2 605	
TOTAL.....	226	2 814	2 814	3 181	2 363	76 766	76 766	80 731	
6119520	LEATHER, PATENT, GENUINE						(SFT)		
CANADA.....	4 349	2 968	3 015	3 015	45 314	30 073	30 595	30 595	
BRAZIL.....	207 018	101 140	101 015	108 323	612 510	332 430	331 751	361 287	
U KING.....	19 621	19 136	19 136	20 397	178 814	167 030	167 030	177 119	
BELGIUM.....	7 260	8 290	8 290	9 056	73 023	79 862	79 862	83 935	
FRANCE.....	17 916	19 333	19 333	19 638	327 757	353 051	352 053	360 642	
W GERM.....	1 516	1 738	1 738	1 965	30 048	38 014	38 014	40 404	
OTH CTY.....	13 545	10 294	10 294	12 304	60 684	59 949	59 920	66 821	
TOTAL.....	271 225	162 899	162 821	174 698	1 328 150	1 060 409	1 059 225	1 120 803	
6119900	LEATHER, NSPF, NOT FANCY, INCLUDING CHAMOIS, EXCEPT OIL-TANNED								
CANADA.....	-	14 805	15 215	15 286	-	108 126	109 542	109 612	
MEXICO.....	-	1 357	1 357	1 357	-	95 394	95 478	96 625	
COLOMB.....	-	76 245	76 245	78 435	-	305 430	305 430	317 209	
PERU.....	-	-	-	-	-	78 990	78 990	83 984	
BOLIVIA.....	-	32 716	32 716	33 558	-	43 613	43 613	44 986	
BRAZIL.....	-	71 060	71 059	75 277	-	186 206	186 205	201 936	
ARGENT.....	-	215 255	213 711	219 947	-	2 019 930	1 999 702	2 059 131	
U KING.....	-	57 932	59 081	64 624	-	211 481	212 630	226 786	
BELGIUM.....	-	-	-	-	-	34 111	34 111	35 406	

Table 2. Schedule A Commodity by Country of Origin,
Customs, F.a.s., and C.i.f. Values—Continued

(See "Explanation of Statistics" for information on coverage, definitions of Customs, f.a.s., and c.i.f. values, sources of error in the data, OTH CTY (other countries), and other definitions and features of the import statistics. Shipments valued less than \$251 are shown only under Schedule A commodity number 990.0000 and excluded from all other commodities.)

Country of origin	Schedule A commodity number, description and unit of quantity							
	Net quantity	Current month			Net quantity	Cumulative, January to date		
		Value (dollars)				Value (dollars)		
	Customs	F.a.s.	C.i.f.	Customs	F.a.s.	C.i.f.		
FRANCE.....	-	16 891	16 891	17 177	-	241 158	241 051	249 305
W GERM.....	-	-	-	-	-	51 214	50 477	54 022
E GERM.....	-	-	-	-	-	172 500	172 500	180 983
ITALY.....	-	12 825	12 825	13 703	-	52 462	52 462	55 120
YUGOSLV.....	-	223 244	223 344	240 937	-	1 090 290	1 090 404	1 166 200
INDIA.....	-	11 775	11 775	13 411	-	89 391	91 437	100 048
CHINA T.....	-	-	-	-	-	35 098	35 098	36 176
JAPAN.....	-	166 289	166 289	180 255	-	956 757	956 757	1 016 013
REP SAF.....	-	-	-	-	-	112 316	112 316	116 545
OTH CTY.....	-	2 809	2 809	3 026	-	91 315	91 315	97 447
TOTAL.....	-	903 203	903 317	956 993	-	5 975 782	5 959 518	6 247 534
6121000	BELTING LEATHER IN FINISHED OR SEMI-FINISHED FORM OR SHAPE FOR CONVERSION TO BELTING (LB)							
U KING.....	402	3 892	3 858	4 120	13 119	57 007	56 973	59 595
W GERM.....	5 179	42 463	42 463	44 305	19 541	177 164	177 164	184 711
SWITZLD.....	1 056	12 662	12 662	12 864	3 058	38 084	38 084	39 034
OTH CTY.....	917	8 808	8 808	9 417	8 984	85 286	85 009	89 265
TOTAL.....	7 554	67 825	67 791	70 706	44 702	357 541	357 230	372 605
6122020	LEASHES, COLLARS, MUZZLES, HARNESSES AND SIMILAR DOG EQUIPMENT							
GUATMAL.....	-	40 759	40 659	42 644	-	112 158	112 058	118 296
U KING.....	-	24 065	24 078	24 834	-	140 737	141 135	146 336
W GERM.....	-	30 804	30 804	31 849	-	93 081	93 081	96 551
ITALY.....	-	1 512	1 512	1 750	-	52 861	52 861	55 000
KOR REP.....	-	67 370	66 748	74 200	-	391 430	396 250	434 731
HG KONG.....	-	571	600	620	-	76 303	73 730	76 869
CHINA T.....	-	68 535	69 112	75 592	-	702 886	702 526	742 808
JAPAN.....	-	96 189	98 263	103 484	-	871 092	883 398	944 612
OTH CTY.....	-	3 706	3 725	4 054	-	59 897	59 951	64 972
TOTAL.....	-	333 511	335 501	359 027	-	2 500 445	2 514 990	2 680 175
6122040	HARNESS, SADDLES, SADDLERY AND PARTS							
CANADA.....	-	4 041	4 160	4 160	-	50 518	50 510	50 573
MEXICO.....	-	194 916	194 999	195 045	-	910 818	912 316	912 700
ARGENT.....	-	92 775	92 775	99 998	-	255 773	255 705	275 406
U KING.....	-	221 722	221 656	230 407	-	1 495 260	1 495 940	1 560 506
FRANCE.....	-	-	-	-	-	61 246	61 246	62 914
W GERM.....	-	31 418	31 418	32 904	-	207 378	206 523	217 453
SWITZLD.....	-	109 684	109 684	117 977	-	331 619	331 619	356 179
ITALY.....	-	16 558	16 558	17 985	-	60 430	60 429	65 062
INDIA.....	-	9 371	9 371	12 174	-	41 103	41 109	48 507
JAPAN.....	-	22 976	22 976	24 040	-	125 268	125 276	130 978
OTH CTY.....	-	25 875	25 875	28 721	-	167 650	168 028	183 904
TOTAL.....	-	729 336	729 472	763 411	-	3 707 063	3 708 701	3 864 182
6123000	LEATHER, CUT OR SHAPED, FOR CONVERSION INTO FOOTWEAR							
CANADA.....	-	-	-	-	-	32 786	33 567	33 567
MEXICO.....	-	566 943	567 818	567 884	-	2 450 773	2 447 452	2 448 112
HAITI.....	-	35 155	35 155	36 300	-	86 784	89 170	92 084
DOM REP.....	-	92 292	92 292	93 207	-	498 935	498 935	503 960
COLOMB.....	-	681	681	764	-	157 165	157 165	158 594
BRAZIL.....	-	31 245	31 245	36 381	-	119 762	119 762	139 590
ARGENT.....	-	-	-	-	-	1 433 550	1 390 533	1 476 200
U KING.....	-	48 522	28 522	49 498	-	50 508	50 508	51 588
IRELAND.....	-	2 682	2 682	2 807	-	121 335	118 194	124 171
INDIA.....	-	23 269	23 072	27 396	-	570 684	549 966	687 197
OTH CTY.....	-	35 279	35 279	36 413	-	44 352	44 347	47 913
TOTAL.....	-	836 068	816 746	850 650	-	5 566 634	5 479 599	5 762 976
6129020	LEATHER STRAPS AND STROPS							
MEXICO.....	-	4 376	4 376	4 484	-	71 740	71 740	73 968
FRANCE.....	-	578	578	590	-	48 293	48 243	50 699
SWITZLD.....	-	34 239	34 239	34 690	-	284 221	284 225	288 691
ITALY.....	-	6 919	6 919	7 071	-	55 263	53 790	55 897
HG KONG.....	-	32 729	32 762	35 154	-	88 159	88 225	93 406
CHINA T.....	-	16 064	16 064	18 455	-	64 711	64 711	74 964
JAPAN.....	-	31 550	31 666	32 797	-	130 740	130 493	134 831
OTH CTY.....	-	13 942	13 947	15 277	-	95 819	95 830	100 564
TOTAL.....	-	140 397	140 551	148 518	-	838 946	837 257	873 020
6129040	LEATHER ARTICLES, NSPF, BOOK BINDINGS, COVERS, SHOE LACES ETC MADE IN PART OF LEATHER							
CANADA.....	-	46 757	43 815	43 815	-	304 866	288 029	289 207
MEXICO.....	-	46 581	46 884	47 416	-	240 866	241 338	242 210
GUATMAL.....	-	38 777	38 777	41 942	-	75 048	75 048	81 261
COLOMB.....	-	39 244	39 244	42 862	-	229 223	229 225	258 938
BRAZIL.....	-	10 156	10 156	11 074	-	49 919	49 919	54 047
U KING.....	-	23 151	22 782	24 286	-	235 009	232 092	245 929
W GERM.....	-	23 382	23 274	25 084	-	120 602	120 642	130 117
AUSTRIA.....	-	23 237	23 237	23 894	-	63 683	63 683	65 331
SPAIN.....	-	38 421	38 705	43 033	-	221 286	221 554	246 751
ITALY.....	-	105 002	105 151	112 158	-	362 107	363 481	394 416
GREECE.....	-	9 312	9 312	10 922	-	55 600	55 600	62 544
THAILND.....	-	12 301	12 301	15 682	-	203 171	203 191	246 911
KOR REP.....	-	40 899	41 929	49 242	-	419 921	446 977	504 728

Table 2. Schedule A Commodity by Country of Origin,
Customs, F.a.s., and C.i.f. Values—Continued

(See "Explanation of Statistics" for information on coverage, definitions of Customs, f.a.s., and c.i.f. values, sources of error in the data, OTH CTY (other countries), and other definitions and features of the import statistics. Shipments valued less than \$251 are shown only under Schedule A commodity number 990.0000 and excluded from all other commodities.)

Country of origin	Schedule A commodity number, description and unit of quantity							
	Current month				Cumulative, January to date			
	Net quantity	Value (dollars)			Net quantity	Value (dollars)		
Customs		F.a.s.	C.i.f.	Customs		F.a.s.	C.i.f.	
CHINA T.....	-	22 323	22 548	25 140	-	183 372	179 863	201 850
JAPAN.....	-	79 932	81 076	86 839	-	491 842	500 155	538 097
OTH CTY.....	-	22 668	22 682	26 111	-	143 505	143 624	158 577
TOTAL.....	-	582 143	581 873	629 500	-	3 400 020	3 414 421	3 720 914
6130010	PLATES, MATS, LININGS, STRIPS, CROSSES AND SIMILAR FORMS, OF FURSKINS, DRESSED							
U KING.....	-	33 108	33 108	33 852	-	50 037	50 037	51 212
GREECE.....	-	110 907	110 887	123 927	-	664 221	661 301	731 673
OTH CTY.....	-	45 063	45 063	47 194	-	143 664	143 664	150 652
TOTAL.....	-	189 078	189 058	204 973	-	857 922	855 002	933 537
6130020	FURSKINS, FOX NES, MINK, PERSIAN LAMB AND CARACUL, DRESSED AND DYED OR DRESSED ONLY (NO)							
ARGENT.....	272	3 020	3 020	3 180	5 906	61 093	61 093	62 888
U KING.....	900	15 915	15 915	16 469	284	130 896	130 896	132 215
W GERM.....	1 354	40 415	40 783	41 759	7 480	200 511	200 879	205 243
OTH CTY.....	176	4 844	4 844	5 052	2 620	31 758	31 761	32 545
TOTAL.....	2 702	64 194	64 562	66 460	24 290	424 258	424 629	432 891
6130030	FURSKINS, WHOLE, DRESSED, BEAVER, OCELOT, WOLF, SABLE, OTTER, MARTEN, PONY, CHINCHILA, ETC (NO)							
CANADA.....	385	18 249	18 249	18 274	6 388	155 468	153 483	154 218
U KING.....	258	4 266	4 266	4 378	60 258	85 266	85 266	87 620
W GERM.....	14 351	192 032	192 032	196 520	25 603	356 349	356 349	364 929
OTH CTY.....	3 146	31 429	31 429	32 087	7 238	58 302	58 611	60 569
TOTAL.....	18 140	245 976	245 976	251 259	99 487	655 385	653 709	667 336
6130040	FURSKINS, RABBIT, WHOLE, DRESSED, WHETHER OR NOT DYED (NO)							
CANADA.....	7 981	32 106	32 121	32 404	20 062	88 421	86 881	87 164
BRAZIL.....	17 000	24 286	24 286	25 410	47 500	68 034	68 034	71 238
U KING.....	7 095	20 713	20 713	22 281	15 395	56 040	56 040	59 430
BELGIUM.....	6 868	22 138	22 138	22 636	81 242	106 635	106 635	118 974
FRANCE.....	28 500	102 086	102 086	107 160	104 500	360 181	360 249	371 195
SPAIN.....	10 000	4 372	4 372	4 478	112 493	49 047	49 047	51 459
OTH CTY.....	10 000	5 447	5 447	5 887	53 000	27 090	27 090	28 629
TOTAL.....	87 444	211 148	211 163	220 256	434 192	755 448	753 976	788 089
6130050	FURSKINS, WHOLE, NSPF, & PAWS, TAILS, ETC, DRESSED- INCL FUR CUT FOR HATTERS, ALSO CARROTTED							
CANADA.....	-	71 021	71 204	71 423	-	365 920	361 242	362 668
ARGENT.....	-	445	445	500	-	70 691	70 691	73 805
ICELAND.....	-	18 643	18 643	19 417	-	55 337	55 337	58 776
U KING.....	-	31 777	31 777	32 547	-	47 072	47 072	48 745
FRANCE.....	-	52 146	52 146	56 187	-	500 761	500 761	531 916
W GERM.....	-	27 818	27 818	30 985	-	71 091	71 091	78 141
SPAIN.....	-	120 506	120 506	127 527	-	466 673	466 673	492 327
ITALY.....	-	-	-	-	-	40 682	40 682	42 487
KENYA.....	-	15 297	15 299	16 533	-	46 745	46 747	50 668
OTH CTY.....	-	36 627	36 627	39 553	-	131 723	131 729	144 366
TOTAL.....	-	374 280	374 465	394 672	-	1 796 695	1 792 025	1 884 099
6291010	TIRES, PNEUMATIC, BICYCLE (NO)							
SWEDEN.....	-	-	-	-	837 325	618 055	618 055	641 994
U KING.....	30 348	49 464	49 808	52 623	176 362	299 264	279 285	295 474
NETHLDs.....	800	2 017	2 017	2 178	90 729	110 483	110 483	117 921
FRANCE.....	15 360	39 441	38 339	39 800	130 462	339 928	331 378	344 219
ITALY.....	11 545	73 669	73 669	76 398	84 678	495 502	496 447	515 140
KOR REP.....	93 500	92 773	92 773	99 973	1 281 635	1 216 352	1 220 402	1 383 336
CHINA T.....	465 310	452 276	452 295	517 013	2 068 320	2 016 921	2 016 244	2 255 760
JAPAN.....	98 008	131 546	131 508	145 729	877 108	1 135 810	1 140 494	1 268 877
OTH CTY.....	6 112	10 228	10 228	11 238	44 068	74 677	72 061	79 512
TOTAL.....	720 983	851 414	850 637	944 952	5 590 687	6 306 992	6 284 849	6 902 233
6291015	TIRES, PNEUMATIC, PASSENGER CAR, NEW (NO)							
CANADA.....	73 893	2 296 690	1 904 654	2 261 982	494 087	17 760 794	14 234 929	17 061 590
BRAZIL.....	13 190	239 779	230 850	279 792	81 082	1 656 087	1 217 580	1 651 535
SWEDEN.....	8 224	210 084	170 055	186 292	51 642	1 227 705	989 029	1 157 609
U KING.....	46 223	1 083 416	791 713	1 041 198	259 551	5 627 615	4 336 938	5 249 743
IRELAND.....	23 904	604 519	445 455	520 552	151 113	3 107 875	2 696 003	3 058 500
NETHLDs.....	9 437	152 245	143 066	158 675	69 561	1 140 657	1 065 733	1 177 319
BELGIUM.....	11 989	303 840	223 273	250 703	65 381	1 684 448	1 161 250	1 467 677
FRANCE.....	133 597	3 769 484	3 327 825	3 616 468	1 080 313	28 940 217	26 587 632	28 777 922
W GERM.....	97 183	2 948 277	1 967 665	2 454 083	858 308	25 929 364	20 767 008	24 192 026
AUSTRIA.....	2 416	126 728	52 184	92 078	84 736	3 631 261	2 157 232	2 661 033
SPAIN.....	74 727	2 321 254	2 213 579	2 396 683	902 401	26 227 271	25 169 541	27 260 350
ITALY.....	76 515	2 144 969	1 797 080	1 963 864	721 552	19 901 392	17 070 472	19 357 622
ISRAEL.....	37 481	486 662	486 662	542 197	151 050	2 050 730	2 039 065	2 301 032
JAPAN.....	26 199	533 043	528 024	607 277	137 405	3 200 798	3 171 180	3 639 089
AUSTRAL.....	658	15 498	15 498	17 315	2 946	50 110	50 110	55 548
N ZEAL.....	1 020	20 151	20 151	22 497	3 493	75 151	75 151	82 564
OTH CTY.....	42	1 548	1 772	1 772	6 591	117 081	113 567	129 358
TOTAL.....	636 698	17 258 187	14 319 506	16 413 428	5 121 212	142 328 556	122 902 420	139 280 517
6291025	TIRES, PNEUMATIC, TRUCK AND BUS, NEW (NO)							
CANADA.....	22 071	2 870 225	2 295 559	2 851 677	103 026	14 709 720	11 785 089	14 419 986

Table 2. Schedule A Commodity by Country of Origin, Customs, F.a.s., and C.i.f. Values—Continued

(See "Explanation of Statistics" for information on coverage, definitions of Customs, f.a.s., and c.i.f. values, sources of error in the data, OTH CTY (other countries), and other definitions and features of the import statistics. Shipments valued less than \$251 are shown only under Schedule A commodity number 990.0000 and excluded from all other commodities.)

Country of origin	Schedule A commodity number, description and unit of quantity							
	Net quantity	Current month			Net quantity	Cumulative, January to date		
		Value (dollars)				Value (dollars)		
	Customs	F.a.s.	C.i.f.	Customs	F.a.s.	C.i.f.		
BRAZIL.....	250	31 450	18 050	21 655	5 036	366 966	280 435	386 353
SWEDEN.....	1 890	125 641	92 194	132 728	7 059	709 772	524 091	710 237
U KING.....	17 003	2 554 286	1 649 786	1 970 020	54 714	6 863 334	4 868 385	5 854 825
NETHLDs.....	4 335	488 571	334 409	355 575	32 704	3 090 162	2 155 003	2 443 685
BELGIUM.....	-	-	-	-	3 400	251 271	187 681	231 239
FRANCE.....	55 834	5 265 718	4 360 805	4 794 573	335 294	31 648 734	26 576 090	29 175 362
W GERM.....	12 320	2 109 202	1 394 666	1 566 035	85 874	12 063 309	8 213 443	9 446 393
AUSTRIA.....	-	-	-	-	3 406	398 947	265 246	325 246
SPAIN.....	3 448	1 720 179	1 415 890	1 613 470	51 096	8 454 697	7 229 931	8 220 531
ITALY.....	28 092	3 639 125	2 822 445	3 531 443	128 874	16 310 930	12 202 129	15 617 718
ISRAEL.....	1 807	93 379	93 379	106 078	13 094	580 121	578 858	657 331
INDIA.....	-	-	-	-	1 552	90 031	87 815	109 565
KOR REP.....	3 917	266 221	266 221	316 647	18 815	1 388 978	1 388 285	1 625 749
CHINA T.....	-	-	-	-	6 800	85 246	90 661	101 564
JAPAN.....	18 908	1 506 857	1 488 679	1 696 170	176 148	13 774 356	13 636 382	15 594 713
OTH CTY.....	-	-	-	-	303	33 727	33 789	36 801
TOTAL.....	169 875	20 670 854	16 232 083	18 956 071	1 027 195	110 820 301	90 103 313	104 957 298
6291035	TIRES, PNEUMATIC, MOTORCYCLE, NEW (NO)							
SWEDEN.....	755	11 601	11 336	12 192	7 944	110 662	110 417	119 006
U KING.....	12 732	226 044	157 490	234 324	63 222	935 865	760 263	955 266
FRANCE.....	3 739	63 498	52 929	55 472	29 159	419 644	367 334	395 544
W GERM.....	4 249	94 481	71 623	90 264	14 146	291 582	213 161	258 671
SPAIN.....	100	1 153	826	917	4 214	44 403	37 862	46 721
ITALY.....	5 050	56 334	48 927	60 795	31 938	492 907	364 188	485 892
CHINA T.....	32 480	214 870	214 876	247 178	196 383	1 148 059	1 141 633	1 298 512
JAPAN.....	24 895	215 798	207 720	237 489	176 666	1 486 791	1 478 359	1 682 504
OTH CTY.....	1 980	18 229	18 229	21 642	3 415	33 490	33 656	38 667
TOTAL.....	85 980	902 008	783 956	960 273	527 087	4 963 403	4 506 873	5 280 783
6291045	TIRES, PNEUMATIC, NSPF, NEW NOT OVER 24 INCH RIM SIZE (NO)							
CANADA.....	253	70 310	49 578	70 600	2 884	155 512	133 852	157 114
SWEDEN.....	2 409	9 719	9 726	10 449	88 708	284 290	241 293	258 121
U KING.....	115	1 740	1 488	1 621	4 046	62 764	62 614	72 284
FRANCE.....	772	9 685	7 290	7 650	1 009	179 951	129 332	136 681
W GERM.....	800	6 983	6 983	7 176	3 889	68 972	68 972	72 461
SPAIN.....	160	125 624	103 227	112 148	160	125 624	103 227	112 148
ISRAEL.....	467	16 375	16 375	18 247	10 512	307 981	307 981	358 788
CHINA T.....	24 400	46 514	46 514	52 289	237 600	460 455	460 523	516 448
JAPAN.....	3 763	140 848	140 717	159 743	26 310	1 697 527	1 690 699	1 921 694
OTH CTY.....	100	251	251	299	4 939	31 397	31 402	36 255
TOTAL.....	33 239	428 049	382 149	440 222	380 057	3 374 473	3 229 895	3 641 994
6291050	TIRES, PNEUMATIC, NSPF, NEW OVER 24 INCH RIM SIZE (NO)							
CANADA.....	223	332 180	216 972	331 011	3 574	2 023 908	1 494 314	1 940 040
BRAZIL.....	-	-	-	-	658	1 242 380	1 242 380	1 380 428
FINLAND.....	808	64 083	64 083	69 336	2 888	154 734	155 743	168 044
U KING.....	10	2 549	2 549	2 833	409	291 292	220 776	238 423
BELGIUM.....	-	-	-	-	56	60 131	60 131	63 094
FRANCE.....	42	48 777	33 582	35 423	445	510 022	364 536	386 229
W GERM.....	9	705	705	1 014	77	37 273	37 273	39 901
SPAIN.....	379	639 997	530 550	548 691	1 887	3 083 754	2 422 396	2 572 720
ITALY.....	-	-	-	-	300	32 362	30 141	31 791
ISRAEL.....	148	11 236	11 236	12 928	1 935	171 557	171 556	193 140
MALAYSIA.....	-	-	-	-	104	80 510	80 510	93 911
KOR REP.....	-	-	-	-	2 659	267 800	268 179	303 831
JAPAN.....	918	1 001 732	999 762	1 110 951	13 434	11 108 926	11 037 254	12 324 724
OTH CTY.....	-	-	-	-	518	70 459	52 906	78 928
TOTAL.....	2 537	2 101 259	1 859 439	2 112 187	28 944	19 135 108	17 638 095	19 815 204
6291070	TIRES, NSPF, INCLUDING PNEUMATIC AIRPLANE, PNEUMATIC USED AND NON-PNEUMATIC (NO)							
CANADA.....	495 416	773 108	488 606	765 399	8 524 432	3 821 110	3 238 191	2 990 080
BRAZIL.....	27	50 003	50 003	55 354	890	128 485	109 722	142 803
SWEDEN.....	500	12 679	7 651	13 189	13 435	211 091	199 355	226 074
U KING.....	2 217	10 758	11 056	14 283	24 091	418 060	408 878	496 272
IRELAND.....	150	5 050	5 050	5 345	1 778	34 676	34 676	37 647
NETHLDs.....	60	1 386	1 386	1 869	4 898	91 219	90 772	114 768
BELGIUM.....	219	117 736	106 973	125 048	2 789	304 657	268 777	324 727
FRANCE.....	966	43 650	68 090	49 408	5 600	252 166	293 457	257 954
W GERM.....	49	1 151	1 151	1 328	2 674	338 524	332 592	376 698
SPAIN.....	-	-	-	-	22 116	1 062 483	1 062 482	1 194 331
ITALY.....	102	10 690	10 706	12 206	7 005	105 147	102 745	111 521
ISRAEL.....	899	40 617	40 628	47 441	10 413	424 296	424 307	478 993
KOR REP.....	1 165	96 459	96 459	115 466	47 352	320 431	323 606	361 916
CHINA T.....	10 000	20 800	20 800	24 495	38 613	87 227	87 227	99 388
JAPAN.....	104 803	53 892	26 522	33 277	459 404	280 978	272 814	357 532
AUSTRAL.....	12	2 947	2 947	3 099	309	55 042	54 931	60 933
OTH CTY.....	2 714	12 191	12 281	13 856	595 677	95 232	95 322	109 183
TOTAL.....	619 299	1 233 117	950 309	1 281 063	9 761 476	8 030 824	7 399 854	7 780 820
6291080	TUBES, BICYCLE (NO)							
SWEDEN.....	5 000	3 350	3 350	3 516	532 700	339 709	339 709	352 809
U KING.....	52 800	39 150	33 897	35 629	238 590	176 319	166 232	174 066
NETHLDs.....	-	-	-	-	79 985	40 334	40 334	42 926
FRANCE.....	48 090	38 934	38 297	40 078	128 755	100 689	103 505	109 087

Table 2. Schedule A Commodity by Country of Origin,
Customs, F.a.s., and C.i.f. Values—Continued

(See "Explanation of Statistics" for information on coverage, definitions of Customs, f.a.s., and c.i.f. values, sources of error in the data, OTH CTY (other countries), and other definitions and features of the import statistics. Shipments valued less than \$251 are shown only under Schedule A commodity number 990.0000 and excluded from all other commodities.)

Country of origin	Schedule A commodity number, description and unit of quantity								
	Current month				Cumulative, January to date				
	Net quantity	Value (dollars)			Net quantity	Value (dollars)			
Customs		F.a.s.	C.i.f.	Customs		F.a.s.	C.i.f.		
KOR REP.....	288 600	144 923	144 923	160 194	2 953 330	1 337 643	1 330 129	1 488 401	
CHINA T.....	853 600	348 864	348 942	388 736	2 870 000	1 213 870	1 209 033	1 339 363	
JAPAN.....	86 708	55 192	55 192	62 875	800 948	457 387	461 518	514 192	
OTH CTY.....	5 500	5 989	5 989	6 476	45 255	38 163	38 368	40 482	
TOTAL.....	1 340 298	636 402	630 590	697 504	7 649 563	3 704 114	3 688 828	4 061 326	
6291090	TUBES FOR TIRES, NSPF						(NO)		
CANADA.....	4 633	101 803	74 400	84 344	14 934	300 297	235 044	254 237	
BRAZIL.....	15 900	141 100	121 121	158 819	64 311	529 336	401 004	580 682	
SWEDEN.....	12 000	17 339	10 200	10 746	76 172	83 646	63 839	67 571	
U KING.....	4 321	50 195	32 022	34 865	25 063	107 156	72 013	79 618	
FRANCE.....	31 934	172 037	128 136	141 002	225 423	1 241 118	1 005 928	1 119 938	
W GERM.....	1 903	6 069	4 870	5 627	23 958	84 986	58 984	70 114	
AUSTRIA.....	-	-	-	-	24 617	114 648	83 333	98 192	
SPAIN.....	5 782	19 402	18 460	21 517	27 809	74 955	69 791	80 423	
ITALY.....	70 550	574 230	348 635	395 910	506 067	3 657 886	2 177 291	2 681 820	
CHINA T.....	80 550	81 486	77 388	87 788	574 553	626 034	618 754	688 975	
JAPAN.....	50 886	125 993	124 690	140 817	435 134	1 165 098	1 152 717	1 303 595	
OTH CTY.....	2 254	9 475	9 475	10 337	36 487	99 216	85 297	103 049	
TOTAL.....	280 713	1 299 129	949 397	1 091 792	2 034 528	8 084 376	6 023 995	7 128 414	
6294000	BELTS AND BELTING, RUBBER, TRANSMISSION, CONVEYOR OR ELEVATOR								
CANADA.....	-	124 149	124 382	125 341	-	788 317	772 806	785 870	
SWEDEN.....	-	9 068	8 365	9 485	-	69 830	66 997	73 343	
FINLAND.....	-	28 844	28 893	32 130	-	96 080	99 372	107 610	
DENMARK.....	-	4 837	4 800	4 991	-	92 149	91 641	95 693	
U KING.....	-	167 481	165 363	179 022	-	1 199 031	1 204 092	1 289 458	
NETHLD.....	-	20 279	20 279	21 735	-	190 412	189 566	199 927	
BELGIUM.....	-	6 132	5 134	6 908	-	65 085	65 138	87 918	
FRANCE.....	-	32 247	32 033	34 343	-	315 127	314 546	326 260	
W GERM.....	-	308 541	303 252	324 937	-	2 227 302	2 175 392	2 341 768	
AUSTRIA.....	-	160 552	162 202	170 197	-	711 310	714 526	763 361	
SWITZLD.....	-	193 817	193 717	202 522	-	1 371 242	1 372 336	1 415 294	
ITALY.....	-	258 189	258 266	275 879	-	924 114	918 700	984 193	
ISRAEL.....	-	6 132	6 132	7 220	-	35 647	35 300	40 855	
SINGAPR.....	-	-	-	-	-	150 757	150 757	157 526	
JAPAN.....	-	464 024	463 670	496 322	-	5 156 512	5 011 159	5 498 951	
OTH CTY.....	-	4 992	4 983	5 367	-	58 634	58 573	64 103	
TOTAL.....	-	1 789 284	1 782 471	1 896 399	-	13 451 549	13 240 901	14 232 330	
6311010	VENEERS, BIRCH, WHETHER OR NOT FACE FINISHED, NOT REINFORCED OR BACKED						(MSF)		
CANADA.....	57 027	2 666 063	2 701 051	2 712 868	258 646	12 276 313	12 400 242	12 438 618	
FINLAND.....	-	-	-	-	361	54 931	54 931	61 059	
TOTAL.....	57 027	2 666 063	2 701 051	2 712 868	259 007	12 331 244	12 455 173	12 499 677	
6311020	VENEERS, MAPLE, WHETHER OR NOT FACE FINISHED, NOT REINFORCED OR BACKED						(MSF)		
CANADA.....	1 525	78 468	79 356	79 357	7 872	281 826	288 508	288 510	
TOTAL.....	1 525	78 468	79 356	79 357	7 872	281 826	288 508	288 510	
6311030	VENEERS, PHILIPPINE MAHOGANY OR LAUAN, WHETHER OR NOT FACE FINISHED, NOT REINFORCED OR BACKED						(MSF)		
MALAYSIA.....	93	29 068	29 068	36 706	553	34 598	34 598	47 865	
SINGAPR.....	1 067	76 057	76 057	87 134	3 456	211 102	211 102	246 699	
PHIL R.....	21 992	433 174	433 175	712 633	115 346	2 164 138	2 145 410	3 518 378	
CHINA T.....	849	75 149	75 149	84 045	2 060	188 048	188 048	206 764	
JAPAN.....	1	930	953	1 028	413	64 262	63 715	71 625	
OTH CTY.....	302	8 773	8 773	10 359	608	17 697	17 697	21 180	
TOTAL.....	24 304	623 151	623 175	931 905	122 436	2 679 845	2 660 570	4 112 511	
6311050	VENEERS, HARDWOOD, NOT REINFORCED OR BACKED & WOOD VENEERS DECORATIVE ETC REINFORCED OR BACKED (MSF)								
CANADA.....	1 460	54 012	55 301	55 301	8 456	364 754	372 512	372 512	
MEXICO.....	495	27 127	27 127	27 189	654	36 559	36 676	36 915	
GUATMAL.....	2 609	86 067	86 067	95 310	10 956	350 960	350 910	389 162	
COLOMB.....	52	3 510	3 510	3 984	652	43 773	43 773	49 841	
PERU.....	1 666	253 774	253 774	404 877	6 195	527 124	527 124	844 615	
BRAZIL.....	12 336	314 622	314 622	485 800	36 095	1 051 305	1 051 287	1 522 256	
DENMARK.....	134	3 759	3 759	3 996	726	41 574	41 574	48 351	
U KING.....	562	89 674	89 674	94 991	980	194 078	194 150	204 829	
BELGIUM.....	205	12 422	12 422	13 909	471	40 752	40 752	44 868	
FRANCE.....	810	85 288	85 288	91 803	4 897	555 357	555 357	618 916	
W GERM.....	262	13 369	13 369	16 277	3 755	471 166	480 325	506 595	
SWITZLD.....	216	39 542	39 542	40 890	1 341	212 411	212 411	223 882	
THAILND.....	138	32 638	32 638	33 394	359	78 752	78 767	81 249	
SINGAPR.....	802	86 648	86 648	90 536	1 078	126 848	126 766	132 066	
JAPAN.....	89	9 650	9 650	11 246	463	58 329	58 329	66 937	
W SAMOA.....	-	-	-	-	4 196	176 882	176 882	207 941	
IVY CST.....	-	-	-	-	17 211	588 316	588 797	667 271	
CO BRAZ.....	-	-	-	-	5 891	135 355	126 991	157 921	
ZAIRES.....	-	-	-	-	14 124	202 619	202 619	282 573	
REP SAF.....	533	21 235	22 245	28 778	1 338	59 183	60 193	74 282	
OTH CTY.....	1 697	42 142	40 986	52 431	2 920	105 680	104 524	123 284	
TOTAL.....	24 066	1 175 479	1 176 622	1 550 712	122 758	5 421 777	5 430 719	6 656 266	

Table 2. Schedule A Commodity by Country of Origin, Customs, F.a.s., and C.i.f. Values—Continued

(See "Explanation of Statistics" for information on coverage, definitions of Customs, f.a.s., and c.i.f. values, sources of error in the data, OTH CTY (other countries), and other definitions and features of the import statistics. Shipments valued less than \$251 are shown only under Schedule A commodity number 990.0000 and excluded from all other commodities.)

Country of origin	Schedule A commodity number, description and unit of quantity							
	Current month				Cumulative, January to date			
	Net quantity	Value (dollars)			Net quantity	Value (dollars)		
Customs		F.a.s.	C.i.f.	Customs		F.a.s.	C.i.f.	
6311070	VENEERS, SOFTWOOD, WHETHER OR NOT FACE FINISHED, NOT REINFORCED OR BACKED (MSF)							
CANADA.....	25 876	511 549	564 466	589 537	156 497	2 972 665	3 240 169	3 333 282
OTH CTY.....	149	5 727	5 727	6 670	1 162	65 372	65 632	73 801
TOTAL.....	26 025	517 276	570 193	596 207	157 659	3 038 037	3 305 801	3 407 083
6312110	PLYWOOD, SOFTWOOD FACE PLY, NO FACE FINISH, OR CLEAR FACE FINISH (MSF)							
CANADA.....	36	3 377	3 398	3 398	173	53 982	51 907	51 907
NICARAG.....	-	-	-	-	448	41 242	41 242	51 661
SWITZLD.....	-	-	-	-	1 218	77 418	77 418	83 858
CHINA T.....	136	10 915	10 915	11 994	347	37 427	37 427	43 706
OTH CTY.....	157	23 995	23 995	30 305	1 593	79 122	78 462	89 485
TOTAL.....	329	38 287	38 308	45 697	3 779	289 191	286 456	320 617
6312120	PLYWOOD, BIRCH FACE PLY, NO FACE FINISH, OR CLEAR FACE FINISH (MSF)							
CANADA.....	3 831	573 388	585 325	585 591	20 793	3 162 236	3 232 346	3 233 264
FINLAND.....	2 180	814 404	814 660	888 908	7 744	2 478 347	2 464 721	2 694 813
USSR.....	-	-	-	-	1 902	230 846	230 846	328 671
JAPAN.....	6 978	1 120 799	1 116 141	1 315 593	69 856	8 419 625	8 277 355	10 203 912
OTH CTY.....	-	-	-	-	190	9 129	9 129	12 282
TOTAL.....	12 989	2 508 591	2 516 126	2 790 092	100 485	14 300 183	14 214 397	16 472 942
6312130	PLYWOOD, SEN FACE PLY, NO FACE FINISH, OR CLEAR FACE FINISH (MSF)							
KOR REP.....	-	-	-	-	342	41 549	41 549	46 138
JAPAN.....	4 110	795 453	791 113	958 575	33 952	6 587 434	6 480 516	8 273 673
OTH CTY.....	-	-	-	-	364	33 862	33 862	42 996
TOTAL.....	4 110	795 453	791 113	958 575	34 658	6 662 845	6 555 927	8 362 807
6312140	PLYWOOD, PHILIPPINE MAHOGANY OR LAUAN FACE PLY, NO FACE FINISH, OR CLEAR FACE FINISH (MSF)							
FRANCE.....	71	62 375	62 375	67 857	462	387 390	387 390	429 173
MALAYSIA.....	2 951	122 856	122 856	161 509	11 306	589 733	589 728	787 860
SINGAPR.....	1 539	97 239	97 239	125 968	7 055	384 032	383 957	518 493
PHIL R.....	24 528	1 422 817	1 366 163	1 800 439	71 784	4 288 609	4 114 640	5 614 829
KOR REP.....	175 407	10 565 593	10 438 897	12 472 864	984 469	53 221 990	51 620 147	63 302 089
CHINA T.....	110 162	5 997 025	5 980 005	7 180 143	465 906	22 530 597	22 442 696	27 678 080
JAPAN.....	74	10 778	10 778	12 359	3 723	284 249	276 143	330 550
OTH CTY.....	-	-	-	-	1	356	356	493
TOTAL.....	314 732	18 278 683	18 078 313	21 821 139	1 544 706	81 686 956	79 815 057	98 661 567
6312150	PLYWOOD, MAHOGANY FACE PLY, NO FACE FINISH, OR CLEAR FACE FINISH (MSF)							
NICARAG.....	-	-	-	-	640	81 814	81 814	100 004
C RICA.....	350	44 961	44 961	53 212	980	138 005	138 005	163 682
BRAZIL.....	90	17 646	17 646	21 053	1 735	210 939	210 939	244 258
FRANCE.....	3	1 529	1 529	1 725	344	91 137	91 137	101 461
SPAIN.....	-	-	-	-	320	86 790	86 790	97 079
GHANA.....	-	-	-	-	112	46 331	46 331	46 331
OTH CTY.....	-	-	-	-	306	64 340	64 356	80 515
TOTAL.....	443	64 136	64 136	75 990	4 437	719 356	719 372	833 330
6312160	PLYWOOD, WALNUT FACE PLY, NO FACE FINISH, OR CLEAR FACE FINISH (MSF)							
CHINA T.....	53	17 352	17 352	20 441	450	108 807	108 663	122 120
JAPAN.....	73	19 191	18 855	21 170	632	161 122	160 130	182 034
OTH CTY.....	2	1 392	1 392	1 583	154	30 373	30 373	33 442
TOTAL.....	128	37 935	37 599	43 194	1 236	300 302	299 166	337 596
6312170	PLYWOOD, HARDWOOD FACE PLY, NES, NO FACE FINISH, OR CLEAR FACE FINISH (MSF)							
CANADA.....	1 025	96 713	100 527	100 527	3 529	531 802	560 410	560 410
C RICA.....	64	15 874	15 874	18 969	1 395	191 576	191 576	226 461
NETHLD.....	-	-	-	-	112	66 322	66 091	71 654
FRANCE.....	18	32 015	32 015	32 710	496	844 856	844 856	862 722
ITALY.....	111	11 453	11 453	13 048	324	33 504	32 940	38 017
YUGOSLV.....	-	-	-	-	230	28 060	34 104	40 148
MALAYSIA.....	2 452	194 275	194 293	256 644	12 346	872 086	856 697	1 147 238
SINGAPR.....	128	15 648	15 648	21 917	3 243	194 470	194 093	264 472
KOR REP.....	5 631	337 617	337 617	390 810	36 133	2 081 535	2 080 182	2 420 706
CHINA T.....	3 268	215 890	215 890	249 947	30 270	1 643 738	1 607 368	1 951 270
JAPAN.....	1 017	151 125	150 497	174 547	10 935	1 279 360	1 267 358	1 527 059
OTH CTY.....	113	20 245	20 245	23 238	288	78 160	77 872	90 270
TOTAL.....	13 827	1 090 855	1 094 059	1 282 357	99 301	7 845 469	7 813 547	9 210 427
6312190	PLYWOOD, FACE-FINISHED, EXCEPT CLEAR, AND WOOD-VENEER PANELS, WHETHER OR NOT FACE-FINISHD (MSF)							
CANADA.....	55	15 963	17 063	17 162	1 217	239 398	234 689	236 583
USSR.....	1 939	266 549	266 549	347 011	1 939	266 549	266 549	347 011
MALAYSIA.....	433	24 488	24 488	32 000	892	47 901	49 901	65 927
PHIL R.....	495	69 194	69 194	93 707	2 965	394 575	396 967	548 823
KOR REP.....	4 534	373 268	361 072	407 495	67 755	4 857 027	4 425 639	5 217 065
CHINA T.....	3 694	295 210	292 490	337 576	25 001	1 707 744	1 665 491	1 957 610
JAPAN.....	43	9 072	8 899	10 606	106	35 777	35 604	42 418
OTH CTY.....	47	19 535	19 535	23 070	247	106 285	106 881	120 589
TOTAL.....	11 240	1 073 279	1 059 290	1 268 627	100 122	7 655 256	7 181 721	8 536 026

Table 2. Schedule A Commodity by Country of Origin, Customs, F.a.s., and C.i.f. Values—Continued

(See "Explanation of Statistics" for information on coverage, definitions of Customs, f.a.s., and c.i.f. values, sources of error in the data, OTH CTY (other countries), and other definitions and features of the import statistics. Shipments valued less than \$251 are shown only under Schedule A commodity number 990.0000 and excluded from all other commodities.)

Country of origin	Schedule A commodity number, description and unit of quantity							
	Current month				Cumulative, January to date			
	Net quantity	Value (dollars)			Net quantity	Value (dollars)		
Customs		F.a.s.	C.i.f.	Customs		F.a.s.	C.i.f.	
6312200	CELLULAR PANELS OF WOOD, WHETHER OR NOT FACE-FINISHD							(MSF)
OTH CTY.....	1	916	991	991	36	11 904	13 077	13 077
TOTAL.....	1	916	991	991	36	11 904	13 077	13 077
6314100	DENSIFIED WOOD, RESIN-IMPREGNATED OR NOT, IN BLOCKS, PLATES, ETC., AND SIMILAR FORMS							(LB)
U KING.....	15 464	29 982	29 965	31 400	85 987	132 724	129 085	139 787
FRANCE.....	-	-	-	-	240 453	330 399	314 409	326 138
W GERM.....	22 681	14 335	14 335	15 908	265 580	146 882	136 882	147 995
OTH CTY.....	150	285	298	285	85 899	27 797	27 821	30 707
TOTAL.....	38 295	44 602	44 598	47 593	677 919	637 802	608 197	644 627
6314200	WOOD PARTICLE BOARD							(LB)
CANADA.....	6 702 597	493 835	534 431	536 166	17 669 533	1 259 778	1 373 954	1 376 216
OTH CTY.....	-	-	-	-	38 140	4 554	4 554	5 594
TOTAL.....	6 702 597	493 835	534 431	536 166	17 707 673	1 264 332	1 378 508	1 381 810
6318400	WOOD, EX BAMBOO & RATTAN, CUT TO LENGTH, AND BLOCKS, ROUGH-SHAPED, EXCEPT GUNSTOCKS							(MLF)
CANADA.....	-	79 391	81 227	81 227	-	614 831	624 486	624 486
GUATMAL.....	-	15 667	15 667	17 572	-	78 248	78 248	90 033
HONDURA.....	-	-	-	-	-	53 066	53 066	69 092
W GERM.....	-	17 986	17 986	18 954	-	44 498	44 498	45 916
SINGAPR.....	-	34 665	34 665	46 781	-	34 665	34 665	46 781
OTH CTY.....	-	-	-	-	-	35 921	36 172	44 154
TOTAL.....	-	147 709	149 545	164 534	-	861 229	871 135	920 462
6318720	WOOD MOLDINGS, STANDARD, PINE AND OTH SOFTWOODS, NOT DRILLED OR TREATED							(MLF)
CANADA.....	1 154	92 721	93 411	93 411	5 821	397 800	400 267	400 337
MEXICO.....	18 673	867 399	867 491	867 491	94 168	4 414 790	4 410 859	4 410 939
BRAZIL.....	1 154	42 584	42 584	52 454	2 655	162 645	162 445	191 126
OTH CTY.....	-	-	-	-	1 353	51 992	51 948	62 049
TOTAL.....	20 981	1 002 704	1 003 486	1 013 356	103 997	5 027 227	5 025 519	5 064 451
6318740	HARDWOOD MOLDINGS, STANDARD, NOT DRILLED OR TREATED							(MLF)
CANADA.....	172	16 932	16 938	16 954	1 181	95 155	95 411	95 460
COLOMB.....	401	17 528	17 528	20 929	10 875	334 521	332 952	434 281
BRAZIL.....	-	-	-	-	2 543	120 233	120 233	147 971
MALAYSA.....	2 972	180 117	180 117	217 022	35 028	1 615 175	1 615 130	1 908 658
SINGAPR.....	977	35 875	35 875	45 689	7 205	205 265	205 265	265 122
PHIL R.....	391	17 944	17 717	23 716	1 924	108 132	105 170	141 045
KOR REP.....	964	42 183	42 183	48 725	2 199	144 307	144 309	167 425
CHINA T.....	475	17 905	17 905	21 992	3 338	204 052	204 052	246 496
OTH CTY.....	922	34 018	34 018	44 331	1 559	68 473	68 441	83 780
TOTAL.....	7 274	362 502	362 281	439 358	65 852	2 895 313	2 890 963	3 490 238
6318760	WOOD MOLDINGS, CARVINGS AND ORNAMENTS FOR DECORATIONS							(MLF)
CANADA.....	-	165 172	164 682	167 738	-	821 204	828 284	831 480
MEXICO.....	-	22 379	22 388	22 388	-	93 301	95 058	95 111
BRAZIL.....	-	2 025	2 025	2 488	-	39 129	39 129	44 105
SWEDEN.....	-	153 394	156 914	165 732	-	796 568	802 438	846 673
NORWAY.....	-	19 367	19 367	20 941	-	62 856	62 856	66 962
FINLAND.....	-	66 974	66 974	71 340	-	537 213	536 943	565 211
U KING.....	-	16 639	16 637	17 534	-	196 674	196 994	208 352
BELGIUM.....	-	26 168	22 902	24 387	-	441 603	434 621	464 788
FRANCE.....	-	-	-	-	-	43 974	43 974	46 441
W GERM.....	-	65 418	65 418	70 951	-	359 071	360 392	388 324
AUSTRIA.....	-	1 122	1 122	1 193	-	61 506	58 136	61 058
CZECHO.....	-	-	-	-	-	41 802	41 802	49 979
SPAIN.....	-	17 618	17 639	18 964	-	144 946	144 275	158 307
ITALY.....	-	94 688	92 688	99 086	-	760 922	759 855	815 670
CHINA T.....	-	44 684	44 793	48 952	-	409 651	409 254	446 532
JAPAN.....	-	5 640	5 800	6 480	-	48 204	49 931	55 436
OTH CTY.....	-	13 144	13 144	19 150	-	76 332	76 332	96 046
TOTAL.....	-	714 432	712 493	757 324	-	4 934 956	4 940 274	5 240 475
6318800	WOOD FLOUR, CHIPS EXCEPT WASTE CHIPS, AND EXCELSIOR, INCLUDING PADS AND WRAPPINGS							(NO)
CANADA.....	-	1 146 168	1 233 186	1 280 224	-	7 149 487	7 469 231	7 880 269
OTH CTY.....	-	303	303	467	-	11 190	11 190	11 354
TOTAL.....	-	1 146 471	1 233 489	1 280 691	-	7 160 677	7 480 421	7 891 623
6321000	WOOD PACKING BOXES, CASES, CRATES AND CONTAINERS							(NO)
CANADA.....	11 924	143 977	145 095	145 007	165 765	1 071 946	1 084 367	1 083 995
MEXICO.....	7 819	12 140	12 307	12 307	48 572	54 927	55 381	55 389
U KING.....	94	1 509	1 509	1 585	7 474	36 517	36 517	43 272
FRANCE.....	-	-	-	-	198 007	34 133	34 133	39 900
JAPAN.....	123	1 383	1 383	1 604	148 617	34 321	34 321	38 327
OTH CTY.....	36 378	47 912	47 913	53 141	83 414	173 596	173 771	200 119
TOTAL.....	56 338	206 921	208 207	213 644	651 849	1 405 440	1 418 490	1 461 002
6323000	WOOD STAVES, CASKS, BARRLS, & TIGHT HEADS OF SOFTWOOD, HOGSHEADS & COOPERS PRODUCTS NES							(NO)
CANADA.....	-	24 555	25 658	25 658	-	128 424	131 985	131 985

Table 2. Schedule A Commodity by Country of Origin, Customs, F.a.s., and C.i.f. Values—Continued

(See "Explanation of Statistics" for information on coverage, definitions of Customs, f.a.s., and c.i.f. values, sources of error in the data, OTH CTY (other countries), and other definitions and features of the import statistics. Shipments valued less than \$251 are shown only under Schedule A commodity number 990.0000 and excluded from all other commodities.)

Country of origin	Schedule A commodity number, description and unit of quantity							
	Net quantity	Current month			Net quantity	Cumulative, January to date		
		Value (dollars)				Value (dollars)		
	Customs	F.a.s.	C.i.f.	Customs	F.a.s.	C.i.f.		
FRANCE.....	-	45 391	45 391	55 781	-	309 684	309 684	359 157
W GERM.....	-	-	-	-	-	61 076	61 076	78 681
ITALY.....	-	-	-	-	-	65 753	65 753	72 572
OTH CTY.....	-	1 190	1 190	1 702	-	16 040	16 136	21 246
TOTAL.....	-	71 136	72 239	83 141	-	580 977	584 634	663 641
6324020	FLOORING, HARDWOOD, EXCEPT IN STRIPS AND PLANKS							(MSF)
THAILND.....	139	72 870	72 870	81 210	784	438 627	438 591	493 567
SINGAPR.....	46	27 579	26 960	29 876	347	213 148	207 818	229 324
OTH CTY.....	3	3 000	3 000	3 298	181	47 979	48 012	54 760
TOTAL.....	188	103 449	102 830	114 384	1 312	699 754	694 421	777 651
6324040	WOOD DOORS, WITH OR WITHOUT HARDWARE							(NO)
CANADA.....	6 631	60 704	62 706	62 706	24 504	231 881	237 280	237 280
MEXICO.....	39 591	344 643	346 250	346 449	184 669	1 647 605	1 657 437	1 660 453
COLOMB.....	622	34 204	34 204	36 274	4 198	231 206	226 976	243 810
BRAZIL.....	1 245	6 240	6 240	7 669	2 903	37 325	37 325	46 342
PHIL R.....	-	-	-	-	-	391	37 813	37 813
KOR REP.....	-	-	-	-	-	2 793	51 302	51 302
CHINA T.....	26 802	198 671	203 342	253 587	147 482	872 256	876 548	1 110 140
OTH CTY.....	197	17 760	17 760	20 567	3 514	126 968	126 997	140 080
TOTAL.....	75 088	662 222	670 502	727 252	370 454	3 236 356	3 251 678	3 537 008
6327100	WOOD FRAMES, PICTURE AND MIRROR							
CANADA.....	-	14 350	14 423	14 275	-	152 270	153 064	153 021
MEXICO.....	-	1 020 864	1 020 997	1 020 997	-	5 430 023	5 430 588	5 430 869
FINLAND.....	-	19 138	19 138	20 105	-	119 962	119 962	126 651
U KING.....	-	17 038	17 052	19 204	-	75 859	75 843	85 767
NETHLDs.....	-	300	300	324	-	40 622	40 602	44 732
BELGIUM.....	-	1 499	1 499	1 716	-	77 356	77 622	86 019
W GERM.....	-	572	572	592	-	41 018	40 860	43 683
ITALY.....	-	86 579	86 791	95 594	-	604 424	606 123	673 243
KOR REP.....	-	9 344	9 344	12 606	-	38 262	38 262	49 520
CHINA T.....	-	154 698	155 381	192 581	-	1 083 385	1 084 571	1 302 304
OTH CTY.....	-	17 613	17 657	20 348	-	170 607	170 746	199 771
TOTAL.....	-	1 341 995	1 343 154	1 398 342	-	7 833 788	7 838 243	8 195 580
6327220	WOOD FORKS, SPOONS, HOUSEHOLD UTENSILS AND PARTS NSPF							
CANADA.....	-	3 989	4 007	4 007	-	61 867	61 716	62 530
MEXICO.....	-	9 961	10 332	10 358	-	33 870	34 217	34 602
HAITI.....	-	10 684	10 684	12 222	-	70 235	69 085	82 359
BRAZIL.....	-	14 863	14 863	16 043	-	56 060	56 060	61 217
SWEDEN.....	-	39 918	39 929	42 413	-	190 533	190 330	203 107
DENMARK.....	-	174 123	174 133	184 169	-	786 313	771 552	814 353
U KING.....	-	52 335	52 609	57 992	-	211 013	212 592	239 480
FRANCE.....	-	11 868	11 942	13 127	-	86 688	87 219	93 717
W GERM.....	-	21 539	21 671	23 778	-	135 846	136 336	148 995
E GERM.....	-	5 596	5 596	6 781	-	78 340	77 674	85 905
SPAIN.....	-	25 825	22 782	26 905	-	174 278	171 298	208 665
PORTUGL.....	-	7 607	7 606	8 593	-	66 205	67 025	76 015
ITALY.....	-	61 294	62 222	68 495	-	371 148	375 503	419 217
YUGOSLV.....	-	13 891	13 822	14 664	-	257 133	257 403	289 427
ROMANIA.....	-	7 376	7 376	12 556	-	36 703	37 505	53 811
INDIA.....	-	25 797	25 854	32 456	-	195 179	196 342	254 360
THAILND.....	-	108 840	109 275	145 583	-	654 893	656 823	887 083
MALAYSA.....	-	395	395	440	-	125 209	125 208	130 175
PHIL R.....	-	228 315	227 680	279 247	-	1 390 496	1 391 160	1 717 560
KOR REP.....	-	8 219	8 219	9 904	-	74 078	74 202	87 297
HG KONG.....	-	73 358	74 015	84 021	-	595 413	598 351	677 360
CHINA T.....	-	930 572	948 056	1 160 271	-	4 456 233	4 517 234	5 449 546
JAPAN.....	-	153 839	157 565	179 101	-	917 202	942 739	1 077 689
OTH CTY.....	-	47 055	46 349	55 944	-	223 853	225 413	264 693
TOTAL.....	-	2 037 259	2 056 982	2 449 070	-	11 248 788	11 332 987	13 419 163
6327240	WOODEN CLOTHSPINS, NSPF							(GR)
DENMARK.....	7 500	10 649	10 649	12 280	32 500	47 849	47 849	54 643
NETHLDs.....	13 710	19 547	19 547	21 844	60 630	85 009	85 009	94 264
W GERM.....	28 175	25 925	25 925	29 483	260 891	237 807	235 450	267 396
CZECHO.....	16 000	8 716	8 716	12 800	64 000	39 439	39 439	51 200
POLAND.....	36 060	35 765	34 736	38 305	178 248	164 985	161 278	184 442
HG KONG.....	51 904	54 851	55 381	63 939	243 025	233 818	234 516	275 727
CHINA T.....	31 345	21 381	21 786	26 217	143 163	100 211	100 908	119 682
OTH CTY.....	24 736	21 028	21 043	24 177	106 307	88 471	89 218	101 044
TOTAL.....	209 430	197 862	197 783	229 045	1 088 764	997 589	993 667	1 148 398
6327320	WOOD BOXES, CHESTS, CASES FOR JEWLS, NES, NOT LINED W/TEX FAB, INCL CIGAR & CIGARETTE BOX							(NO)
U KING.....	2 878	14 717	14 738	16 481	5 585	42 963	42 252	49 913
POLAND.....	17 371	31 844	31 844	33 812	61 500	110 345	110 344	117 286
ITALY.....	5 206	11 564	11 747	12 703	32 602	68 961	69 949	78 617
INDIA.....	5 808	8 598	8 598	10 228	52 232	61 387	61 387	77 392
CHINA T.....	10 122	11 823	11 823	13 193	55 722	66 435	66 848	76 451
JAPAN.....	16 878	45 253	45 331	54 588	58 042	107 095	107 703	125 993
OTH CTY.....	24 332	53 073	53 611	60 394	99 580	255 602	255 540	293 258
TOTAL.....	82 595	176 872	177 692	201 399	365 263	712 788	714 023	818 910

Table 2. Schedule A Commodity by Country of Origin,
Customs, F.a.s., and C.i.f. Values—Continued

(See "Explanation of Statistics" for information on coverage, definitions of Customs, f.a.s., and c.i.f. values, sources of error in the data, OTH CTY (other countries), and other definitions and features of the import statistics. Shipments valued less than \$251 are shown only under Schedule A commodity number 990.0000 and excluded from all other commodities.)

Country of origin	Schedule A commodity number, description and unit of quantity							
	Current month				Cumulative, January to date			
	Net quantity	Value (dollars)			Net quantity	Value (dollars)		
Customs		F.a.s.	C.i.f.	Customs		F.a.s.	C.i.f.	
6327340	WOOD BOXES, CHESTS, CASES FOR JEWELS, ETC, NES LINED WITH TEXTILES							(LB)
BRAZIL.....	12 492	16 872	16 872	18 978	51 467	68 356	68 356	77 926
SWEDEN.....	11 028	33 771	33 771	34 907	11 028	33 771	33 771	34 907
U KING.....	4 698	22 208	22 208	25 114	12 788	56 321	56 321	64 058
ITALY.....	5 990	24 280	24 590	25 652	42 863	216 016	217 356	233 602
INDIA.....	37 312	26 507	26 504	33 979	256 252	170 311	170 320	217 914
HG KONG.....	1 664	4 142	4 236	4 590	47 003	69 434	69 875	79 154
CHINA T.....	145 881	161 055	161 485	196 041	662 519	691 256	687 300	835 293
JAPAN.....	300 714	610 237	608 237	704 221	992 951	2 053 362	2 056 012	2 354 332
OTH CTY.....	11 755	16 868	16 918	19 184	62 349	113 719	114 054	126 491
TOTAL.....	531 534	915 940	914 821	1 062 666	2 139 220	3 472 546	3 473 365	4 023 677
6327360	WOOD CARVINGS, NSPF							
CANADA.....	-	3 284	3 338	3 366	-	36 803	37 365	37 431
MEXICO.....	-	4 608	4 624	4 717	-	33 770	34 033	34 887
HAITI.....	-	14 921	14 921	17 499	-	55 362	55 365	62 992
W GERM.....	-	3 645	3 892	4 297	-	45 372	45 854	48 778
SPAIN.....	-	8 547	8 547	9 693	-	79 489	79 759	90 796
ITALY.....	-	82 148	82 395	89 991	-	439 406	440 445	476 431
ISRAEL.....	-	19 462	19 330	20 860	-	33 912	33 780	36 576
INDIA.....	-	16 373	16 379	20 349	-	134 179	134 645	168 475
THAILAND.....	-	10 907	10 907	14 931	-	40 860	40 905	61 428
PHIL R.....	-	30 846	30 846	36 435	-	230 218	226 239	277 118
HG KONG.....	-	6 124	6 124	6 943	-	49 959	50 054	56 039
CHINA T.....	-	25 771	25 907	30 110	-	184 779	185 486	213 423
JAPAN.....	-	10 449	10 476	11 437	-	53 565	54 716	59 987
IVY CST.....	-	2 700	2 700	3 265	-	33 564	33 044	45 131
KENYA.....	-	42 823	42 814	48 766	-	98 266	98 369	121 804
OTH CTY.....	-	27 384	27 629	33 899	-	271 633	270 300	329 277
TOTAL.....	-	309 992	310 829	356 558	-	1 821 157	1 820 359	2 120 573
6328120	WOOD, PAINT BRUSH AND ROLLER HANDLES							
CANADA.....	-	19 513	19 895	19 895	-	188 874	192 535	192 535
FINLAND.....	-	31 908	31 908	34 936	-	221 601	221 601	244 894
W GERM.....	-	4 953	4 953	5 274	-	122 995	119 994	127 013
ITALY.....	-	27 239	27 239	29 026	-	133 218	134 099	149 979
JAPAN.....	-	8 235	8 235	9 127	-	67 674	67 954	74 273
OTH CTY.....	-	-	-	-	-	86 329	86 329	97 927
TOTAL.....	-	91 848	92 230	98 258	-	820 691	822 512	886 621
6328140	TOOL BODIES, AND HANDLES OF WOOD, INCLUDE IF FOR KNIFE, FORK, BROOM, ETC, COMPRESSED WOOD							
CANADA.....	-	120 421	122 805	122 805	-	338 861	342 919	342 919
MEXICO.....	-	5 575	5 575	5 575	-	69 158	69 534	69 924
BRAZIL.....	-	46 793	46 793	57 186	-	314 063	312 123	381 804
W GERM.....	-	12 420	12 420	12 964	-	154 718	154 637	163 512
SPAIN.....	-	16 841	16 841	20 613	-	109 843	109 294	131 367
MALAYSIA.....	-	123 844	123 810	155 417	-	251 476	251 277	310 546
SINGAPR.....	-	5 794	5 794	8 012	-	57 994	57 741	74 296
INDNSIA.....	-	46 382	46 382	59 873	-	81 456	81 456	104 689
PHIL R.....	-	10 187	10 187	10 711	-	36 328	36 328	40 492
CHINA T.....	-	28 568	28 686	32 853	-	181 947	182 241	203 231
JAPAN.....	-	7 193	7 137	7 518	-	86 833	86 831	90 810
OTH CTY.....	-	3 672	3 671	4 718	-	109 803	109 776	131 980
TOTAL.....	-	427 690	430 101	498 245	-	1 792 500	1 794 157	2 045 570
6328810	SHINGLES AND SHAKES OF RED CEDAR							(SQ)
CANADA.....	200 345	5 725 167	5 993 257	6 008 056	895 459	23 514 193	24 781 114	24 837 221
OTH CTY.....	-	-	-	-	546	14 283	15 758	15 758
TOTAL.....	200 345	5 725 167	5 993 257	6 008 056	896 005	23 528 476	24 796 872	24 852 979
6328820	SHINGLES AND SHAKES, WOOD, EXCEPT OF RED CEDAR							(SQ)
CANADA.....	23 696	497 231	508 397	508 397	104 598	1 833 825	1 893 693	1 893 693
OTH CTY.....	42	483	483	907	408	4 692	4 692	8 922
TOTAL.....	23 738	497 714	508 880	509 304	105 006	1 838 517	1 898 385	1 902 615
6328840	DOWEL RODS AND PINS, SOFTWOOD, PLAIN							(LFT)
MEXICO.....	3 393 608	106 436	106 436	106 436	20 245 095	544 681	544 681	544 681
GUATMAL.....	-	-	-	-	1 261 325	33 186	33 186	38 755
HONDURA.....	3 280 897	67 436	67 436	76 071	9 841 445	228 312	228 312	257 834
BRAZIL.....	818 687	14 609	14 609	19 515	4 387 573	146 078	119 709	152 890
OTH CTY.....	176 889	9 747	9 843	9 843	500 344	20 372	20 686	21 467
TOTAL.....	7 670 081	198 228	198 324	211 865	36 235 782	972 629	946 574	1 015 627
6328850	DOWEL RODS AND PINS, HARDWOOD, PLAIN							(LFT)
CANADA.....	1 101 659	24 469	24 789	24 789	4 021 919	84 165	85 438	85 438
SWEDEN.....	1 945 000	15 491	15 491	17 208	5 835 125	49 651	49 651	55 633
MALAYSIA.....	8 769 928	172 426	172 426	216 385	49 558 356	1 340 612	1 336 598	1 630 311
SINGAPR.....	2 112 275	89 869	86 869	112 823	9 582 408	510 451	505 821	624 407
INDNSIA.....	5 634 403	232 167	232 167	292 885	21 263 934	877 733	877 556	1 101 254
CHINA T.....	346 250	1 452	1 452	1 737	11 152 512	57 096	57 096	71 169
JAPAN.....	29 040 000	29 875	29 875	32 319	52 250 000	64 705	64 705	71 249
OTH CTY.....	160 000	1 025	1 025	1 141	2 577 449	40 878	40 878	48 022
TOTAL.....	49 109 515	566 774	564 094	699 287	156 241 703	3 025 291	3 017 743	3 687 483

Table 2. Schedule A Commodity by Country of Origin, Customs, F.a.s., and C.i.f. Values—Continued

(See "Explanation of Statistics" for information on coverage, definitions of Customs, f.a.s., and c.i.f. values, sources of error in the data, OTH CTY (other countries), and other definitions and features of the import statistics. Shipments valued less than \$251 are shown only under Schedule A commodity number 990.0000 and excluded from all other commodities.)

Country of origin	Schedule A commodity number, description and unit of quantity							
	Current month				Cumulative, January to date			
	Net quantity	Value (dollars)			Net quantity	Value (dollars)		
Customs		F.a.s.	C.i.f.	Customs		F.a.s.	C.i.f.	
6328870	BLINDS, SHUTTERS, SCREENS AND SHADES OF WOOD, WITH OR WITHOUT THEIR HARDWARE							
MEXICO.....	-	35 702	35 742	35 742	-	88 043	88 418	88 536
SPAIN.....	-	-	-	-	-	175 419	174 709	192 608
INDIA.....	-	22 507	22 507	30 453	-	99 316	102 012	138 351
HONG KONG.....	-	32 991	33 341	36 788	-	264 996	266 710	295 317
CHINA T.....	-	87 130	87 130	105 321	-	640 896	640 955	757 772
JAPAN.....	-	17 082	17 168	21 546	-	159 381	160 987	182 647
OTH CTY.....	-	13 546	13 566	14 881	-	112 196	113 846	125 015
TOTAL.....	-	208 958	209 454	244 731	-	1 540 247	1 547 637	1 780 246
6328890	ARTICLES OF WOOD NSPF, WOOD FENCE PICKETS PALINGS & RAILS ASSEMBLED, AND WOOD DOWELS ADV							
CANADA.....	-	2 560 576	2 678 328	2 680 020	-	14 191 602	15 250 385	15 337 077
MEXICO.....	-	103 986	105 064	105 654	-	483 642	492 818	499 070
GUATEMALA.....	-	5 990	5 990	10 085	-	38 774	38 774	54 242
HONDURA.....	-	9 075	9 075	12 970	-	54 509	54 509	78 398
COLOMBIA.....	-	1 437	1 437	1 484	-	41 215	41 215	47 441
BRAZIL.....	-	21 254	21 208	25 883	-	109 723	109 699	130 585
SWEDEN.....	-	61 125	61 070	71 493	-	180 748	180 719	211 074
NORWAY.....	-	20 616	20 616	25 918	-	40 101	38 589	48 281
FINLAND.....	-	15 757	13 643	14 351	-	75 614	72 454	81 291
DENMARK.....	-	53 277	53 278	57 567	-	139 131	139 086	149 840
U KING.....	-	59 363	59 276	68 777	-	471 832	470 866	547 414
NETHERLANDS.....	-	167 233	167 233	174 765	-	261 169	261 187	276 767
BELGIUM.....	-	914	914	1 279	-	54 306	54 306	63 431
FRANCE.....	-	27 405	27 430	29 126	-	139 820	140 076	152 447
WEST GERMANY.....	-	92 966	89 692	96 787	-	525 245	524 188	576 719
EAST GERMANY.....	-	19 106	19 106	20 680	-	56 733	56 731	60 833
AUSTRIA.....	-	11 460	11 460	13 406	-	31 596	31 596	35 978
POLAND.....	-	18 730	18 502	22 984	-	225 182	216 778	270 597
SPAIN.....	-	35 174	35 226	41 692	-	250 934	251 186	291 634
PORTUGAL.....	-	10 900	10 900	13 012	-	55 337	55 843	65 649
ITALY.....	-	78 101	78 247	88 190	-	623 767	626 926	712 633
YUGOSLAVIA.....	-	63 841	63 838	75 400	-	555 989	548 952	647 604
INDIA.....	-	13 020	13 020	15 708	-	131 773	132 314	166 559
THAILAND.....	-	5 896	5 896	6 997	-	31 540	31 576	38 918
MALAYSIA.....	-	30 514	31 121	35 259	-	62 916	63 828	72 346
SINGAPORE.....	-	21 050	21 050	24 011	-	68 469	68 419	80 612
PHILIPPINES.....	-	89 795	89 852	118 481	-	308 990	309 761	395 894
CHINA M.....	-	11 642	12 966	17 892	-	32 651	34 001	46 316
KOREA REP.....	-	122 461	122 913	141 206	-	660 450	657 897	772 300
HONG KONG.....	-	61 781	62 400	71 367	-	335 713	338 057	382 615
CHINA T.....	-	670 055	674 391	795 780	-	3 033 081	3 049 075	3 592 868
JAPAN.....	-	329 859	340 331	418 065	-	1 764 711	1 799 091	2 059 598
OTH CTY.....	-	51 761	51 786	61 081	-	218 081	217 572	257 031
TOTAL.....	-	4 846 120	4 977 259	5 357 370	-	25 255 344	26 358 474	28 204 062
6330010	CORK INSULATION, FITTING COVERS, ETC, COMPRESSED IN BOARDS, BLOCKS OR SLABS							
SPAIN.....	-	124 684	124 684	151 924	-	771 363	771 098	902 585
PORTUGAL.....	-	84 509	84 071	110 605	-	557 582	557 113	693 682
OTH CTY.....	-	-	-	-	-	820	820	836
TOTAL.....	-	209 193	208 755	262 529	-	1 329 765	1 329 031	1 597 103
6330030	DISKS, WAFERS, WASHERS, AND STOPPERS OF CORK AND TAPERED (LB)							
PORTUGAL.....	52 753	146 333	146 269	154 525	202 928	587 192	587 035	653 410
OTH CTY.....	-	-	-	-	16 458	32 389	32 415	34 362
TOTAL.....	52 753	146 333	146 269	154 525	219 386	619 581	619 450	687 772
6330050	DISKS, WAFERS, WASHERS, AND STOPPERS, NES, OF CORK, EXCEPT TAPERED (LB)							
FRANCE.....	-	-	-	-	22 288	67 136	67 136	72 294
WEST GERMANY.....	-	-	-	-	50 794	97 724	97 724	101 854
SPAIN.....	12 921	37 950	37 950	40 698	131 535	314 593	314 593	343 490
PORTUGAL.....	123 666	384 013	384 013	411 628	702 922	1 929 749	1 930 034	2 118 667
OTH CTY.....	4 674	7 783	7 783	9 784	7 587	17 678	17 723	20 454
TOTAL.....	141 261	429 746	429 746	462 110	915 126	2 426 880	2 427 210	2 656 759
6330080	CORK MANUFACTURES, NSPF							
CANADA.....	-	25 592	25 805	25 805	-	162 703	163 731	163 804
U KING.....	-	15 380	14 550	19 202	-	62 059	60 140	68 598
SPAIN.....	-	48 954	48 953	53 202	-	187 481	187 436	202 754
PORTUGAL.....	-	186 210	185 913	212 119	-	466 550	466 357	524 968
ITALY.....	-	18 819	18 819	23 463	-	43 038	43 076	57 449
OTH CTY.....	-	5 172	5 238	5 864	-	35 529	35 556	38 781
TOTAL.....	-	300 127	299 278	339 655	-	957 360	956 296	1 056 354
6411000	PAPER, STANDARD NEWSPRINT (STN)							
CANADA.....	549 273	133 053 974	134 090 504	136 410 970	3 401 465	814 380 376	823 828 856	838 305 596
FINLAND.....	2 439	452 423	452 423	574 642	34 716	7 008 842	7 015 795	8 821 298
OTH CTY.....	50	14 215	14 726	14 726	50	14 215	14 726	14 726
TOTAL.....	551 762	133 520 612	134 557 653	137 000 338	3 436 231	821 403 433	830 859 377	847 141 620
6412120	PAPER, UNCOATED, BASIC, TO BE SENSITIZED FOR PHOTOGRAPHY, NOT CUT TO SIZE (LB)							
OTH CTY.....	-	-	-	-	10 410	7 636	7 636	7 993
TOTAL.....	-	-	-	-	10 410	7 636	7 636	7 993

Table 2. Schedule A Commodity by Country of Origin,
Customs, F.a.s., and C.i.f. Values—Continued

(See "Explanation of Statistics" for information on coverage, definitions of Customs, f.a.s., and c.i.f. values, sources of error in the data, OTH CTY (other countries), and other definitions and features of the import statistics. Shipments valued less than \$251 are shown only under Schedule A commodity number 990.0000 and excluded from all other commodities.)

Country of origin	Schedule A commodity number, description and unit of quantity							
	Current month				Cumulative, January to date			
	Net quantity	Value (dollars)			Net quantity	Value (dollars)		
Customs		F.a.s.	C.i.f.	Customs		F.a.s.	C.i.f.	
6412130	PAPER, UNCOATED, NOT IMPREGNATED ETC, GROUNDWOOD PRINTING							(LB)
CANADA.....	13 098 576	1 915 520	1 881 746	1 882 413	65 652 930	5 665 431	9 498 041	9 501 659
FINLAND.....	-	-	-	-	2 635 051	450 028	450 028	518 062
OTH CTY.....	31 934	4 430	4 630	4 630	57 172	29 389	29 589	32 445
TOTAL.....	13 130 510	1 919 950	1 886 376	1 887 043	68 345 153	10 144 848	9 977 658	10 052 166
6412150	PAPER, UNCOATED, NOT IMPREGNATED ETC, BOOK							(LB)
CANADA.....	14 281 205	2 182 563	2 192 727	2 197 810	90 166 512	13 262 646	13 189 975	13 229 802
FINLAND.....	27 246 421	3 720 066	3 721 066	4 583 805	38 811 492	5 678 299	5 679 301	5 913 163
U KING.....	3 955	2 343	2 343	2 524	56 710	53 699	53 699	57 863
OTH CTY.....	1 140	1 521	1 521	1 651	21 621	12 328	12 390	15 852
TOTAL.....	41 532 721	5 906 493	5 917 657	6 785 790	129 056 335	19 006 972	18 935 365	20 216 680
6412170	PAPER, UNCOATED, NOT IMPREGNATED ETC, PRINTING AND WRITING, NES							(LB)
CANADA.....	1 096 380	219 962	230 788	230 788	2 459 222	538 026	554 064	554 064
OTH CTY.....	7 427	10 655	10 694	11 422	32 826	31 281	31 383	33 607
TOTAL.....	1 103 807	230 617	241 482	242 210	2 492 048	569 307	585 447	587 671
6412210	PAPER, PRINTING AND WRITING, IMPREGNATED COATED, SURFACE-COLORED, EMBOSSED, LINED, ETC							(LB)
CANADA.....	587 779	233 353	235 864	235 864	4 689 533	1 404 438	1 417 027	1 417 091
SWEDEN.....	179 552	43 109	43 109	49 198	1 059 557	254 326	254 326	292 932
FINLAND.....	-	-	-	-	1 719 109	354 776	370 945	419 195
OTH CTY.....	62 252	29 044	29 044	32 891	205 569	92 629	92 688	104 371
TOTAL.....	829 583	305 506	308 017	317 953	7 673 768	2 106 169	2 134 986	2 233 589
6413020	PAPER, WRAPPING, UNBLEACHED SULPHATE, OVER 18 POUNDS PER REAM							(LB)
CANADA.....	5 285 052	687 283	634 482	634 482	30 634 419	4 169 394	3 948 013	3 948 013
SWEDEN.....	39 511	15 992	15 992	17 374	1 605 710	464 125	464 125	508 845
FINLAND.....	-	-	-	-	4 983 946	1 259 123	1 259 123	1 395 887
TOTAL.....	5 324 563	703 275	650 474	651 856	37 224 075	5 892 642	5 671 261	5 852 745
6413060	PAPER, WRAPPING, BLEACHED OR SEMIBLEACHED SULPHATE, OVER 18 POUNDS PER REAM							(LB)
CANADA.....	2 218 039	533 850	540 486	540 486	11 823 090	2 919 025	3 006 566	3 006 566
SWEDEN.....	187 652	45 596	42 955	50 182	1 427 541	380 139	369 201	415 654
TOTAL.....	2 405 691	579 446	583 441	590 668	13 250 631	3 299 164	3 375 767	3 422 220
6413080	BOARDS, TEST OR CONTAINER, BURSTING STRENGTH OVER 60 LBS							(LB)
OTH CTY.....	-	-	-	-	25 205	4 705	5 077	5 397
TOTAL.....	-	-	-	-	25 205	4 705	5 077	5 397
6414000	PAPER, CIGARETTE, NOT CUT TO SIZE OR SHAPE							(LB)
FRANCE.....	14 116	25 469	25 469	26 225	169 562	277 804	277 837	288 307
SPAIN.....	27 258	32 627	32 627	37 174	69 132	81 860	81 860	94 147
OTH CTY.....	164	590	596	2 069	10 588	10 588	10 594	11 471
TOTAL.....	41 538	58 686	58 692	63 995	240 763	370 252	370 291	393 925
6415030	BOARD, STRAW, PRESS, STEREOTYPE-MATRIX, BEER MAT, LEATHER, AND PAPERBOARD NSPF							(LB)
CANADA.....	-	206 357	217 804	217 804	-	1 551 664	1 609 058	1 638 682
SWEDEN.....	-	31 713	31 713	34 737	-	191 123	191 173	213 247
U KING.....	-	23 182	23 182	25 278	-	665 868	665 868	724 821
FRANCE.....	-	9 273	9 272	10 371	-	82 787	82 786	91 781
SWITZLD.....	-	48 164	48 164	57 529	-	1 070 946	1 000 973	1 220 107
OTH CTY.....	-	1 467	1 467	1 467	-	47 887	47 887	54 159
TOTAL.....	-	320 156	331 602	347 186	-	3 610 275	3 597 745	3 942 797
6415050	PAPER, CARBONIZING							(LB)
SWEDEN.....	-	-	-	-	1 964 656	757 763	751 950	820 371
NORWAY.....	-	-	-	-	471 143	194 375	194 375	209 821
FINLAND.....	-	-	-	-	315 813	102 785	102 785	111 279
U KING.....	34 463	50 041	41 105	42 685	284 024	272 361	234 517	244 107
ITALY.....	-	-	-	-	79 167	34 660	34 660	38 388
JAPAN.....	-	-	-	-	647 887	288 838	288 838	334 179
OTH CTY.....	-	-	-	-	115 473	40 047	39 744	40 849
TOTAL.....	34 463	50 041	41 105	42 685	3 878 163	1 690 829	1 646 869	1 798 994
6415070	PAPER, NSPF, NOT IMPREG, UNCOATED, NOT RULED, LINED, PRINTED, EMBOSSED OR DECORATED							(LB)
CANADA.....	473 149	78 737	81 116	81 116	2 676 218	476 597	493 219	493 251
NORWAY.....	109 755	46 876	46 876	51 861	567 905	233 214	233 214	257 021
FINLAND.....	3 313	1 218	1 218	1 437	1 308 632	344 190	346 136	384 617
U KING.....	26 778	37 327	35 389	38 362	78 775	111 308	91 809	99 707
NETHLDs.....	54 897	22 748	22 748	25 610	573 743	244 325	243 659	272 853
BELGIUM.....	4 397	2 439	2 439	3 016	25 545	46 156	46 172	50 608
FRANCE.....	220	267	285	593	96 938	33 075	33 185	38 307
W GERM.....	2 067	2 082	2 082	2 270	115 399	90 506	90 386	102 042
AUSTRIA.....	-	-	-	-	56 939	46 419	46 419	51 002
SWITZLD.....	1 650	2 877	2 877	3 085	17 231	32 635	32 635	35 713
CHINA T.....	61 200	18 850	18 850	22 477	110 371	43 433	43 433	50 399
JAPAN.....	40 562	76 155	76 155	82 183	85 476	132 295	132 295	142 917
OTH CTY.....	198	1 101	1 101	1 203	88 079	44 673	44 673	51 312
TOTAL.....	778 186	290 677	291 136	313 213	5 801 251	1 878 826	1 877 235	2 029 749

Table 2. Schedule A Commodity by Country of Origin, Customs, F.a.s., and C.i.f. Values—Continued

(See "Explanation of Statistics" for information on coverage, definitions of Customs, f.a.s., and c.i.f. values, sources of error in the data, OTH CTY (other countries), and other definitions and features of the import statistics. Shipments valued less than \$251 are shown only under Schedule A commodity number 990.000 and excluded from all other commodities.)

Country of origin	Schedule A commodity number, description and unit of quantity							
	Current month				Cumulative, January to date			
	Net quantity	Value (dollars)			Net quantity	Value (dollars)		
Customs		F.a.s.	C.i.f.	Customs		F.a.s.	C.i.f.	
6416020	HARDBOARD, WHETHER OR NOT FACE FINISHED							(STN)
CANADA.....	1 902	271 739	286 082	285 085	9 067	1 296 018	1 342 356	1 387 314
MEXICO.....	91	12 213	12 213	12 213	741	95 168	90 219	90 219
BRAZIL.....	3 036	424 045	424 045	565 182	13 163	1 843 961	1 842 988	2 471 745
ARGENT.....	503	51 698	51 698	76 960	1 396	165 160	165 160	243 319
SWEDEN.....	531	85 914	82 434	114 948	2 419	365 426	367 326	504 315
FINLAND.....	241	30 342	30 342	45 006	1 095	149 328	149 126	207 455
POLAND.....	172	17 572	17 447	26 373	675	92 817	91 592	133 704
PORTUGL.....	644	61 303	61 303	101 552	1 805	165 178	165 178	281 571
KOR REP.....	290	35 419	35 419	43 611	431	54 713	54 713	67 958
AUSTRAL.....	413	40 999	40 999	64 444	1 445	129 486	129 486	216 199
OTH CTY.....	12	1 158	1 158	1 256	402	47 327	47 327	65 879
TOTAL.....	7 835	1 032 402	1 043 140	1 336 630	32 639	4 404 582	4 445 471	5 669 678
6416040	BUILDING BOARDS, WHETHER OR NOT FACE FINISHED, NSPF							(LB)
CANADA.....	2 294 510	165 234	177 462	177 462	10 991 324	777 309	843 873	846 818
OTH CTY.....	15 060	5 467	5 467	7 210	34 527	28 070	28 102	33 145
TOTAL.....	2 309 570	170 701	182 929	184 672	11 025 851	805 379	871 975	879 963
6416060	ROLL, PULPBOARD, FOR BUILDING BOARDS, LAMINATED OR NOT							(LB)
CANADA.....	210 400	33 589	35 039	35 039	3 625 813	492 458	524 109	527 109
OTH CTY.....	123 138	14 534	14 534	19 773	159 299	39 519	39 519	47 502
TOTAL.....	333 538	48 123	49 573	54 812	3 785 112	531 977	563 628	574 611
6417000	PAPER, HANDMADE, EXCEPT IMPREGNATED, COATED, LINED, PRINTED, DECORATED, ETC							(LB)
SWEDEN.....	-	-	-	-	71 830	39 028	37 861	41 312
U KING.....	-	-	-	-	160 165	163 707	173 707	181 844
NETHLDs.....	-	-	-	-	82 086	68 286	68 286	71 907
BELGIUM.....	-	-	-	-	45 325	49 406	50 285	52 756
FRANCE.....	37 604	38 371	38 893	40 158	426 834	491 034	505 401	524 759
JAPAN.....	2 399	8 033	8 033	8 733	18 231	57 510	56 925	60 843
OTH CTY.....	2 149	2 264	2 264	2 672	39 374	41 591	41 591	44 964
TOTAL.....	42 152	48 668	49 190	51 563	843 845	910 562	934 056	978 385
6419100	PAPER, VEGETABLE PARCHMENT, GREASEPROOF, AND IMITATION PARCHMENT, INCLUDING GLASSINE							(LB)
CANADA.....	28 558	36 820	36 872	36 872	144 699	107 763	96 098	106 170
SWEDEN.....	260 802	86 548	85 051	94 331	1 154 860	455 725	447 048	495 455
FINLAND.....	94 092	47 364	47 364	51 276	194 591	81 693	81 693	88 530
U KING.....	-	-	-	-	45 997	53 731	54 683	67 792
FRANCE.....	2 178	2 100	2 100	2 284	43 295	39 044	39 037	44 443
SWITZLD.....	2 045	2 894	2 894	3 238	20 948	33 747	34 319	36 305
OTH CTY.....	4 416	5 040	5 040	5 340	40 013	34 528	34 528	37 308
TOTAL.....	392 091	180 766	179 321	193 341	1 663 403	806 231	787 406	876 003
6419700	WALL PAPER							(LB)
CANADA.....	492 469	555 686	572 077	571 591	2 175 309	2 807 320	2 914 590	2 907 754
SWEDEN.....	5 874	13 441	13 441	14 177	72 126	165 047	165 047	174 188
U KING.....	167 610	204 094	203 890	213 994	1 641 091	2 001 830	2 001 984	2 114 928
NETHLDs.....	1 089	942	942	1 043	54 316	54 969	54 969	58 976
BELGIUM.....	19 874	32 313	32 313	35 201	88 497	123 348	122 984	131 689
FRANCE.....	142 595	128 698	128 698	137 339	654 680	767 763	767 823	814 746
W GERM.....	67 142	113 287	113 638	119 672	383 356	614 899	615 250	656 090
SPAIN.....	602	3 486	3 486	3 591	91 501	145 397	145 397	155 967
KOR REP.....	60 401	155 310	156 078	170 955	334 425	917 300	918 142	997 037
HG KONG.....	230	8 404	8 404	9 051	3 019	95 425	95 436	101 796
JAPAN.....	143 713	321 134	322 528	352 082	587 187	1 371 650	1 379 539	1 504 869
OTH CTY.....	20 703	35 966	35 966	40 102	54 361	72 846	72 846	79 962
TOTAL.....	1 122 302	1 572 761	1 591 461	1 668 798	6 139 868	9 137 794	9 254 007	9 698 002
6419820	PAPER, BARYTA COATED, NOT CUT TO SIZE AND SHAPE							(LB)
U KING.....	102 869	111 042	86 602	92 147	452 276	461 798	334 051	364 028
TOTAL.....	102 869	111 042	86 602	92 147	452 276	461 798	334 051	364 028
6419840	PAPER, BASIC, COATED, TO BE SENSITIZED FOR USE IN PHOTOGRAPHY, EXCEPT BARYTA COATED							(LB)
U KING.....	-	-	-	-	40 744	43 332	32 878	38 768
W GERM.....	216 425	344 927	344 917	353 411	488 103	633 244	633 250	652 700
OTH CTY.....	225	4 590	4 590	4 665	2 100	5 445	5 460	5 535
TOTAL.....	216 650	349 517	349 507	358 076	530 947	682 021	671 588	697 003
6419860	PAPER, AND PAPERBRD, IN ROLLS OR SHEETS, NES, INC COMPOSITE, CORRUGATD, RULD, OR SQRD ETC							(LB)
CANADA.....	11 127 776	1 178 500	1 232 408	1 233 165	57 827 300	5 953 098	6 229 460	6 345 544
MEXICO.....	264 278	18 656	18 656	18 656	1 494 742	104 516	105 336	105 336
VENEZ.....	-	-	-	-	1 146 598	317 097	317 107	340 843
SWEDEN.....	19 001	11 605	11 605	13 287	330 736	219 639	219 401	236 260
FINLAND.....	-	-	-	-	140 453	46 751	46 817	53 278
U KING.....	218 225	209 275	205 780	219 340	1 253 088	1 212 666	1 134 378	1 215 905
NETHLDs.....	15 687	91 419	91 419	99 455	77 646	281 954	282 469	305 339
FRANCE.....	830 012	288 697	301 341	342 559	4 432 021	1 612 805	1 673 052	1 895 991
W GERM.....	39 229	29 043	29 043	32 000	352 715	266 042	265 406	293 250
SWITZLD.....	660	313	313	323	53 719	43 360	43 360	47 098
JAPAN.....	113 764	198 933	198 933	213 633	448 679	720 167	721 823	791 619
OTH CTY.....	31 177	20 961	21 269	25 851	208 370	140 765	140 405	159 782
TOTAL.....	12 659 809	2 047 402	2 110 767	2 198 269	67 766 067	10 918 860	11 179 014	11 790 245

Table 2. Schedule A Commodity by Country of Origin, Customs, F.a.s., and C.i.f. Values—Continued

(See "Explanation of Statistics" for information on coverage, definitions of Customs, f.a.s., and c.i.f. values, sources of error in the data, OTH CTY (other countries), and other definitions and features of the import statistics. Shipments valued less than \$251 are shown only under Schedule A commodity number 990.0000 and excluded from all other commodities.)

Country of origin	Schedule A commodity number, description and unit of quantity							
	Net quantity	Current month			Net quantity	Cumulative, January to date		
		Value (dollars)				Value (dollars)		
	Customs	F.a.s.	C.i.f.	Customs	F.a.s.	C.i.f.		
6421030	BOXES, PAPER, PAPERBOARD, AND PAPIER MACHE, COVERED OR LINED WITH SPECIFIED MATERIALS (LB)							
CANADA.....	3 792	2 090	2 240	2 240	133 591	76 984	77 898	77 908
FRANCE.....	27 240	96 703	97 841	103 258	79 399	291 763	291 500	306 776
JAPAN.....	750	2 422	2 658	2 944	16 483	40 434	41 131	48 376
OTH CTY.....	7 304	12 251	12 229	13 816	23 714	45 874	45 874	52 226
TOTAL.....	39 086	113 466	114 968	122 258	253 187	455 055	456 403	485 290
6421050	BOXES, OF PAPER, PAPERBOARD, OR PAPIER MACHE, NES							
CANADA.....	-	213 081	216 883	215 673	-	1 372 632	1 400 254	1 399 267
U KING.....	-	7 211	7 211	7 926	-	128 809	128 776	150 554
NETHDS.....	-	3 045	3 045	4 790	-	47 469	47 813	61 665
FRANCE.....	-	20 942	20 948	25 362	-	80 452	80 381	90 854
W GERM.....	-	74 390	74 498	81 523	-	171 696	157 191	179 712
INDIA.....	-	8 534	8 534	9 736	-	52 765	52 876	60 419
HG KONG.....	-	32 704	32 739	39 620	-	109 584	109 289	131 604
CHINA T.....	-	1 442	1 442	2 457	-	38 314	38 313	55 916
JAPAN.....	-	73 426	74 448	93 141	-	494 826	496 157	633 910
OTH CTY.....	-	46 030	46 050	55 430	-	222 925	222 365	269 865
TOTAL.....	-	480 805	485 798	535 700	-	2 719 472	2 733 415	3 033 766
6422000	ENVELOPES, WRITING BLOCKS, LETTER PADS AND SIMILAR CORRESPONDENCE STATIONERY EX POSTCARD							
CANADA.....	-	71 494	75 340	75 380	-	209 003	217 065	217 501
MEXICO.....	-	12 270	12 270	12 270	-	50 327	50 870	50 906
SWEDEN.....	-	12 172	12 252	13 448	-	78 830	78 981	86 391
U KING.....	-	22 391	22 391	23 889	-	32 741	32 741	34 962
OTH CTY.....	-	17 822	17 113	19 731	-	103 433	102 711	115 772
TOTAL.....	-	136 149	139 366	144 718	-	474 334	482 368	505 532
6423000	BOOK, EXERCISE, REGISTERS, ALBUM, DIARIES, MEMO BLOCKS AND STATIONERY OF PAPER AND PAPERBOARD (NO)							
CANADA.....	71 484	35 149	35 448	35 448	179 453	146 450	146 725	147 891
COLOMB.....	936 000	59 679	51 478	56 240	936 000	59 679	51 478	56 240
U KING.....	373 170	99 041	98 244	103 522	855 325	240 276	239 891	257 144
W GERM.....	2 656	5 801	5 835	6 594	39 793	72 121	72 121	76 848
ITALY.....	1 467	5 842	5 849	6 339	9 296	36 459	36 606	40 714
KOR REP.....	979 512	432 615	437 756	517 179	6 802 980	2 743 773	2 747 773	3 229 037
HG KONG.....	599 544	104 017	105 175	114 345	2 655 537	504 893	509 307	557 320
CHINA T.....	335 304	39 472	39 700	44 547	2 315 320	262 935	265 569	298 466
JAPAN.....	594 680	356 528	369 702	434 152	4 844 180	1 930 746	1 963 152	2 269 901
OTH CTY.....	16 181	11 997	11 997	12 303	518 801	115 271	115 771	125 800
TOTAL.....	3 909 998	1 150 141	1 161 184	1 330 672	19 156 685	6 082 720	6 168 363	7 059 363
6429100	PAPER, CIGARETTE, CUT TO SIZE, BOOKS AND BOOKCOVERS (LB)							
CANADA.....	3 239	8 980	9 069	9 069	11 290	32 596	32 929	32 929
NETHDS.....	-	-	-	-	17 667	34 893	34 893	38 365
FRANCE.....	359 093	447 706	450 523	484 133	1 920 247	1 796 238	1 776 017	1 940 108
SPAIN.....	32 440	82 978	82 978	89 196	399 941	907 010	907 277	1 001 527
ITALY.....	6 979	12 573	12 573	14 508	2 441	76 481	76 481	91 972
PHIL R.....	-	-	-	-	133 004	173 004	163 299	175 403
OTH CTY.....	-	-	-	-	9 161	25 366	25 366	26 871
TOTAL.....	401 751	552 237	555 143	596 876	2 533 963	3 045 588	3 016 262	3 307 175
6429400	TUBES, PAPER, PARALLEL OR TAPERED, FOR HOLDING THREAD OR YARN (LB)							
CANADA.....	-	-	-	-	34 326	45 109	45 126	48 353
U KING.....	1 085	4 020	4 020	4 666	37 715	95 573	95 355	103 784
W GERM.....	-	-	-	-	57 379	101 444	101 444	106 185
SWITZLD.....	-	-	-	-	13 507	56 774	56 774	59 242
ITALY.....	14 427	22 128	22 128	24 003	83 207	126 349	126 350	138 012
OTH CTY.....	25 750	3 825	3 825	3 990	25 938	4 182	4 182	4 636
TOTAL.....	41 262	29 973	29 973	32 679	252 072	429 431	429 231	460 212
6429520	PAPER, UNSENSITIZED BASIC, EXCEPT BARYTA COATED, FOR PHOTOGRAPHY, CUT TO SIZE (LB)							
BELGIUM.....	8 413	25 012	22 804	23 966	266 768	765 801	756 387	775 660
JAPAN.....	-	-	-	-	6 829	42 514	42 514	44 639
OTH CTY.....	-	-	-	-	25	571	572	579
TOTAL.....	8 413	25 012	22 804	23 966	273 622	808 886	799 473	820 878
6429540	PAPER, FILTERING, CUT TO SIZE OR SHAPE (LB)							
CANADA.....	49 400	41 137	42 397	42 397	179 182	154 919	160 098	160 098
U KING.....	5 140	18 796	11 648	12 650	125 054	385 889	232 512	246 674
W GERM.....	20 098	14 966	14 306	16 806	598 264	251 034	250 148	313 630
OTH CTY.....	2 205	3 849	3 849	3 969	18 928	24 613	24 613	27 543
TOTAL.....	76 843	78 748	72 200	75 822	921 428	816 455	667 371	747 945
6429560	PAPER, BASIC, SENSITIZED FOR PHOTOGRAPHY, PAPER AND PAPERBOARD, CUT TO SIZE AND SHAPE (LB)							
CANADA.....	321 455	159 685	161 011	161 062	2 319 368	1 013 408	1 026 752	1 028 261
MEXICO.....	1 655	4 556	4 556	4 556	9 572	33 367	33 367	33 367
SWEDEN.....	1 315	2 695	2 611	3 069	64 320	48 317	47 855	52 396
FINLAND.....	122 538	46 951	46 951	51 656	618 727	278 666	278 666	306 876
DENMARK.....	5 331	7 466	7 466	7 764	35 395	45 880	45 751	49 937
U KING.....	20 871	29 764	29 764	39 344	333 506	226 334	226 653	263 135
FRANCE.....	2 661	6 417	6 455	8 838	24 079	77 993	78 585	88 130

Table 2. Schedule A Commodity by Country of Origin,
Customs, F.a.s., and C.i.f. Values—Continued

(See "Explanation of Statistics" for information on coverage, definitions of Customs, f.a.s., and c.i.f. values, sources of error in the data, OTH CTY (other countries), and other definitions and features of the import statistics. Shipments valued less than \$251 are shown only under Schedule A commodity number 990.0000 and excluded from all other commodities.)

Country of origin	Schedule A commodity number, description and unit of quantity							
	Current month				Cumulative, January to date			
	Net quantity	Value (dollars)			Net quantity	Value (dollars)		
Customs		F.a.s.	C.i.f.	Customs		F.a.s.	C.i.f.	
W GERM.....	27 769	41 530	41 241	44 798	133 653	219 080	208 771	236 409
ITALY.....	625	1 104	1 132	1 286	3 673	35 765	35 793	37 299
JAPAN.....	3 561	7 760	7 450	8 385	80 913	149 441	146 837	164 259
OTH CTY.....	11 424	14 666	14 681	16 382	93 331	95 641	94 926	108 393
TOTAL.....	519 205	322 594	323 318	347 140	3 716 537	2 223 892	2 223 956	2 368 462
6429900	ARTICLES OF PAPER, PULP, PAPIER MACHE, PAPERBOARD, OR CELLULOSE WADDING, NSPF							
CANADA.....	-	1 151 047	1 181 824	1 193 001	-	5 391 408	5 508 782	5 594 890
MEXICO.....	-	1 184 415	1 167 570	1 185 825	-	6 602 665	6 508 976	6 613 711
COLOMB.....	-	19 906	19 906	26 443	-	58 387	58 387	67 627
SWEDEN.....	-	7 942	8 072	10 750	-	114 254	107 865	125 153
DENMARK.....	-	180 236	179 976	187 533	-	729 051	729 096	781 299
U KING.....	-	99 098	95 308	104 184	-	636 669	611 562	706 634
NETHLD.....	-	11 569	11 569	14 957	-	69 973	69 973	91 123
BELGIUM.....	-	1 508	1 508	1 846	-	89 420	89 420	101 122
FRANCE.....	-	91 748	92 311	111 902	-	421 763	422 171	493 994
W GERM.....	-	148 157	151 906	173 662	-	1 228 833	1 228 349	1 323 576
AUSTRIA.....	-	30 803	30 803	34 208	-	99 490	101 697	110 851
SWITZLD.....	-	98 842	98 766	106 627	-	566 225	554 802	653 201
ITALY.....	-	6 856	6 866	8 548	-	152 068	152 416	185 264
INDIA.....	-	2 718	2 720	3 488	-	33 202	33 141	38 436
PHIL R.....	-	-	-	-	-	34 699	34 699	43 384
KOR REP.....	-	80 681	81 978	91 797	-	260 682	264 966	308 674
HG KONG.....	-	19 024	19 227	22 796	-	120 324	121 197	136 425
CHINA T.....	-	73 033	73 719	89 607	-	313 495	317 319	398 219
JAPAN.....	-	348 687	356 044	404 986	-	2 001 964	2 053 880	2 360 823
AUSTRAL.....	-	32 839	32 906	35 939	-	66 614	66 681	72 320
OTH CTY.....	-	35 770	35 709	38 540	-	151 933	151 734	166 978
TOTAL.....	-	3 624 879	3 648 688	3 846 639	-	19 135 119	19 187 113	20 373 704
6510120	YARNS, WHOLLY COTTON, SINGLES, NOT COMBED, BLEACHED, MERCERIZED OR COLORED (LB)							
MEXICO.....	64 808	44 007	45 623	45 623	422 535	326 820	334 619	334 619
SALVADR.....	-	-	-	-	60 000	55 074	55 074	62 999
COLOMB.....	202 016	120 328	120 858	130 301	453 935	273 561	274 091	295 611
BRAZIL.....	533 712	344 576	344 576	376 346	1 740 118	1 159 393	1 159 608	1 262 002
W GERM.....	-	-	-	-	61 952	93 527	93 527	98 542
OTH CTY.....	2 914	1 778	1 863	1 955	13 560	33 150	9 262	10 911
TOTAL.....	803 450	510 689	512 920	554 225	2 752 100	1 941 525	1 926 181	2 064 684
6510150	YARNS, WHOLLY OR CHIEF VALUE COTTON, NES SINGLES, NOT COMBED, BLEACHED OR COLORED (LB)							
MEXICO.....	3 523	4 763	4 763	4 763	39 559	53 475	53 475	53 475
W GERM.....	-	-	-	-	31 927	49 887	46 458	48 473
OTH CTY.....	-	-	-	-	53 309	52 515	52 581	60 240
TOTAL.....	3 523	4 763	4 763	4 763	124 795	155 877	152 514	162 188
6510160	YARNS, WHOLLY OR CHIEF VALUE COTTON, PLIED, NOT COMBED (LB)							
MEXICO.....	26 430	19 639	18 136	18 136	356 965	253 707	265 504	265 504
BRAZIL.....	24 282	14 717	14 717	16 111	65 015	41 054	41 054	44 853
PORTUGL.....	-	-	-	-	117 735	103 909	104 009	113 339
JAPAN.....	2 026	2 510	2 510	2 730	30 041	37 047	37 047	40 268
OTH CTY.....	-	-	-	-	10 862	21 633	21 608	24 022
TOTAL.....	52 738	36 866	35 363	36 977	580 618	457 350	469 222	487 986
6510170	YARNS, WHOLLY OR CHIEF VALUE COTTON, SINGLES, COMBED (LB)							
MEXICO.....	-	-	-	-	160 436	152 358	152 368	152 368
OTH CTY.....	-	-	-	-	300	1 161	892	1 612
TOTAL.....	-	-	-	-	160 736	153 519	153 260	153 980
6510180	YARNS, WHOLLY OR CHIEF VALUE COTTON, PLIED, COMBED (LB)							
OTH CTY.....	2 000	2 480	2 480	2 723	2 485	8 754	8 817	10 273
TOTAL.....	2 000	2 480	2 480	2 723	2 485	8 754	8 817	10 273
6510190	SEWING THREAD AND YARNS PUT UP FOR HANDWORK COTTON (LB)							
BRAZIL.....	679	2 102	2 102	2 371	11 571	67 576	67 576	73 598
U KING.....	5 456	70 635	70 635	74 011	17 369	210 530	210 530	222 116
FRANCE.....	4 068	76 814	52 047	59 745	50 331	946 779	589 347	645 233
SWITZLD.....	1 525	14 680	14 680	14 952	4 693	41 195	41 195	42 146
OTH CTY.....	1 008	2 804	2 810	3 042	19 757	50 118	50 270	53 891
TOTAL.....	12 736	167 035	142 274	154 121	103 721	1 316 198	958 918	1 036 984
6510210	MONOFILAMENTS, CONTINUOUS, NOT OVER 150 DENIER (LB)							
SWITZLD.....	13 983	38 974	38 974	44 768	13 983	38 974	38 974	44 768
JAPAN.....	-	-	-	-	64 564	108 607	110 440	119 966
OTH CTY.....	1 140	2 171	2 171	2 484	2 628	6 843	6 856	7 721
TOTAL.....	15 123	41 145	41 145	47 252	81 175	154 424	156 270	172 455
6510215	FILAMENTS & STRIPS, GROUPED, CONTINUOUS MAN-MADE FIBERS EXCEPT GLASS (LB)							
U KING.....	19 528	9 566	9 566	10 294	140 733	148 230	148 230	155 895
IRELAND.....	358 340	299 921	282 760	328 172	1 285 960	971 579	946 395	1 072 426
FRANCE.....	-	-	-	-	761 510	526 579	579 413	571 248
SPAIN.....	80 148	80 970	80 970	86 560	83 271	87 728	87 728	93 626

Table 2. Schedule A Commodity by Country of Origin, Customs, F.a.s., and C.i.f. Values—Continued

(See "Explanation of Statistics" for information on coverage, definitions of Customs, f.a.s., and c.i.f. values, sources of error in the data, OTH CTY (other countries), and other definitions and features of the import statistics. Shipments valued less than \$251 are shown only under Schedule A commodity number 990.0000 and excluded from all other commodities.)

Country of origin	Schedule A commodity number, description and unit of quantity							
	Current month				Cumulative, January to date			
	Net quantity	Value (dollars)			Net quantity	Value (dollars)		
Customs		F.a.s.	C.i.f.	Customs		F.a.s.	C.i.f.	
ITALY.....	436 374	400 102	365 338	436 413	965 182	836 569	807 658	920 255
JAPAN.....	46 634	49 857	49 877	55 849	190 818	233 547	237 104	265 496
OTH CTY.....	4 780	2 963	3 003	3 003	39 526	48 218	48 192	49 972
TOTAL.....	945 804	843 379	791 514	920 291	3 467 000	2 852 450	2 854 720	3 128 918
6510225	YARN, SINGLES, WHOLLY CONTINUOUS, WHOLLY CELLULOSIC, EXCEPT TEXTURED (LB)							
CANADA.....	47 341	47 997	48 477	48 477	47 341	47 997	48 477	48 477
U KING.....	71 842	60 389	60 389	65 325	205 286	219 650	216 085	233 752
NETHLDs.....	334 976	362 310	362 310	371 267	1 039 525	1 178 203	1 178 210	1 206 002
W GERM.....	25 608	36 094	36 094	37 277	25 608	36 094	36 094	37 277
SWITZLD.....	-	-	-	-	132 950	134 226	134 226	152 331
JAPAN.....	-	-	-	-	14 760	33 644	33 613	35 246
OTH CTY.....	29 950	37 440	29 791	29 791	54 749	62 263	54 556	56 872
TOTAL.....	509 717	544 230	537 061	552 137	1 520 219	1 712 077	1 701 255	1 769 957
6510230	YARN, SINGLES, WH CONTINUOUS, WH NONCELLULOSIC, N/O 20 TURNS PER INCH, EXCEPT TEXTURED (LB)							
CANADA.....	17 100	16 758	16 799	16 799	29 176	31 880	32 160	32 160
U KING.....	15 488	29 712	29 712	31 066	51 662	60 131	60 131	64 250
IRELAND.....	-	-	-	-	287 004	251 063	248 482	278 100
NETHLDs.....	109 480	32 845	32 845	37 913	586 433	175 932	175 568	202 237
FRANCE.....	-	-	-	-	35 835	35 356	35 356	37 936
W GERM.....	791	849	849	937	1 128 306	1 416 816	1 415 422	1 484 383
ITALY.....	127 601	98 769	98 769	109 594	131 407	103 249	103 249	114 739
ISRAEL.....	-	-	-	-	365 840	300 349	300 349	347 343
JAPAN.....	514 489	338 595	335 225	400 964	3 546 716	2 312 962	2 264 580	2 620 993
OTH CTY.....	44	436	436	509	20 075	16 909	16 909	17 858
TOTAL.....	784 993	517 964	514 635	597 782	6 184 454	4 704 647	4 652 206	5 199 999
6510245	MONOFILAMENTS NES, PLEXIFORM FILAMENTS, & STRIPS, CONTINUOUS MAN-MADE FIBERS (LB)							
CANADA.....	72 177	78 294	78 961	79 016	346 383	244 005	247 553	248 796
MEXICO.....	-	-	-	-	44 841	46 954	49 506	49 506
U KING.....	199 849	191 415	191 415	208 618	402 345	444 007	444 007	475 322
IRELAND.....	13 566	29 264	29 264	32 900	84 765	183 681	183 681	206 394
W GERM.....	6 551	50 508	50 514	53 420	71 110	459 326	456 022	471 608
PORTUGL.....	106	289	289	414	13 355	41 923	41 923	44 382
ITALY.....	62 935	49 217	49 127	54 434	89 449	67 225	67 437	75 331
JAPAN.....	52 268	59 350	59 350	64 934	123 011	161 005	161 029	179 271
OTH CTY.....	1 499	7 177	7 183	8 333	16 169	31 196	31 202	35 477
TOTAL.....	408 951	465 514	466 103	502 069	1 191 428	1 679 322	1 682 360	1 786 087
6510260	YARN, PLIED, WHOLLY CONTINUOUS, WHOLLY NONCELLULOSIC, EXCEPT TEXTURED (LB)							
JAPAN.....	-	-	-	-	69 191	78 567	78 567	89 503
OTH CTY.....	2 494	6 749	6 849	6 849	25 835	53 964	54 331	55 953
TOTAL.....	2 494	6 749	6 849	6 849	95 026	132 531	132 898	145 456
6510290	YARN, MAN-MADE FIBERS, CONTINUOUS NES (LB)							
CANADA.....	51 475	49 100	49 118	49 118	188 869	157 697	159 330	159 330
MEXICO.....	72 292	106 458	108 317	108 317	223 491	328 867	328 900	329 391
DENMARK.....	68 291	64 315	64 315	66 096	174 743	163 998	163 682	173 111
U KING.....	46 897	82 038	81 870	88 581	57 595	103 091	102 923	111 835
IRELAND.....	211 582	217 740	217 740	234 007	1 767 667	1 868 665	1 836 639	2 038 507
NETHLDs.....	-	-	-	-	37 909	51 234	50 230	52 351
FRANCE.....	3 236	10 138	10 138	10 476	148 986	244 473	246 985	262 455
W GERM.....	1 060 759	1 474 741	1 454 569	1 550 634	2 690 780	3 787 629	3 733 791	4 000 354
SPAIN.....	-	-	-	-	54 800	85 482	89 725	97 586
ITALY.....	133 888	122 060	122 060	144 190	632 668	613 527	609 119	691 739
ISRAEL.....	455	619	619	1 161	37 653	41 857	41 857	48 822
SINGAPR.....	-	-	-	-	40 000	56 343	56 343	62 451
KOR REP.....	-	-	-	-	385 300	558 669	492 431	609 769
HG KONG.....	-	-	-	-	76 140	71 571	70 810	84 035
CHINA T.....	112 871	100 155	100 155	118 966	254 574	207 720	207 409	247 932
JAPAN.....	223 288	264 396	265 210	299 557	1 954 903	2 183 188	2 170 775	2 456 250
OTH CTY.....	6 285	23 470	23 470	26 241	12 214	36 027	35 997	42 320
TOTAL.....	1 991 319	2 515 230	2 497 581	2 697 344	8 738 292	10 560 038	10 396 946	11 468 238
6510300	THREAD & YARN OF MAN-MADE FIBERS, SEWING & HANDWORK (LB)							
BRAZIL.....	11 616	14 490	14 490	15 253	183 355	259 312	259 312	280 328
SWEDEN.....	8 227	75 255	58 461	79 818	38 973	346 848	285 481	375 562
NETHLDs.....	309	1 571	1 571	1 827	12 942	48 674	48 674	54 857
BELGIUM.....	18 129	54 798	54 798	58 799	89 120	277 220	276 153	302 635
FRANCE.....	18 603	61 122	59 927	66 621	167 571	530 937	528 263	580 256
W GERM.....	5 619	25 506	25 506	27 060	8 025	34 498	34 498	37 105
SWITZLD.....	1 940	19 897	19 897	20 523	49 880	338 271	337 496	348 584
ISRAEL.....	28 253	50 921	50 921	58 835	90 273	164 485	163 059	188 743
JAPAN.....	20 160	31 450	31 450	39 370	190 487	311 890	311 911	385 314
OTH CTY.....	18 002	37 935	38 227	40 823	53 167	133 755	134 529	146 804
TOTAL.....	131 858	372 945	355 248	408 929	883 793	2 445 890	2 379 376	2 700 186
6510400	YARN, MAN-MADE FIBERS, DISCONTINUOUS NES (LB)							
CANADA.....	17 718	26 193	26 321	26 321	41 596	70 113	70 884	70 949
MEXICO.....	77	274	274	274	9 177	33 130	33 240	33 329
BRAZIL.....	129 463	146 742	146 742	157 433	208 683	231 016	231 016	246 771
U KING.....	18 108	25 649	25 649	27 473	145 459	186 022	186 022	201 684

Table 2. Schedule A Commodity by Country of Origin,
Customs, F.a.s., and C.i.f. Values—Continued

(See "Explanation of Statistics" for information on coverage, definitions of Customs, f.a.s., and c.i.f. values, sources of error in the data, OTH CTY (other countries), and other definitions and features of the import statistics. Shipments valued less than \$251 are shown only under Schedule A commodity number 990.0000 and excluded from all other commodities.)

Country of origin	Schedule A commodity number, description and unit of quantity							
	Current month				Cumulative, January to date			
	Net quantity	Value (dollars)			Net quantity	Value (dollars)		
Customs		F.a.s.	C.i.f.	Customs		F.a.s.	C.i.f.	
NETHLDS.....	16 143	29 511	29 601	35 736	39 132	91 557	94 214	109 521
FRANCE.....	28 088	82 668	82 647	87 759	187 964	526 149	534 918	594 195
W GERM.....	3 042	23 403	23 403	24 988	30 606	84 934	84 934	92 099
ITALY.....	7 923	22 652	22 652	27 163	55 602	148 547	148 582	180 212
KOR REP.....	-	-	-	-	42 662	46 929	46 929	53 783
JAPAN.....	293 199	261 543	261 543	298 115	2 062 239	2 055 609	2 058 266	2 283 547
OTH CTY.....	2 552	6 191	6 220	7 253	33 454	63 075	63 122	71 336
TOTAL.....	516 313	624 826	625 052	692 515	2 856 574	3 537 081	3 552 127	3 937 426
6511100	YARN & THREAD, SILK EXCEPT WASTE, NOT FOR RETAIL SALE						(LB)	
OTH CTY.....	-	-	-	-	145	4 969	4 969	5 233
TOTAL.....	-	-	-	-	145	4 969	4 969	5 233
6511600	YARN & THREAD, SILK, NES						(LB)	
PERU.....	-	-	-	-	14 848	30 625	30 625	31 740
SWITZLD.....	-	-	-	-	5 491	33 895	33 895	35 819
ITALY.....	191	344	344	479	15 062	60 696	58 603	62 859
OTH CTY.....	93	1 588	1 588	1 711	5 863	40 681	40 989	43 265
TOTAL.....	284	1 932	1 932	2 190	41 264	165 897	164 112	173 683
6512500	YARN OF WOOL OR WOOL-LIKE ANIMAL HAIR PUT UP FOR RETAIL SALE						(LB)	
CANADA.....	18 304	53 949	54 279	54 279	63 740	192 964	195 439	195 472
ICELAND.....	4 263	13 034	13 034	16 354	41 602	125 687	125 773	157 177
SWEDEN.....	2 362	10 998	10 998	12 863	16 993	67 361	67 016	73 763
U KING.....	25 672	113 736	113 733	120 225	135 974	529 615	530 104	574 812
NETHLDS.....	5 770	22 673	22 520	24 209	22 941	90 075	89 923	96 538
BELGIUM.....	15 714	44 623	44 715	48 393	27 511	92 143	93 021	102 856
FRANCE.....	18 123	142 031	115 343	148 016	61 088	458 975	390 738	482 736
W GERM.....	1 260	6 289	6 289	7 210	8 553	59 352	59 352	66 498
SWITZLD.....	7 755	18 499	18 499	19 949	16 846	53 126	52 638	58 143
ITALY.....	2 049	9 050	8 889	9 651	13 091	61 066	61 158	67 187
OTH CTY.....	6 483	39 717	39 856	43 236	53 794	174 471	175 555	202 800
TOTAL.....	107 755	474 599	448 155	504 385	462 133	1 904 835	1 840 717	2 077 982
6512620	YARN, WOOL, DYED NOT OVER 3 INCHES IN PACKAGES NOT OVER 6 OUNCES						(LB)	
CANADA.....	30 500	90 524	90 673	90 673	110 303	325 899	325 663	325 692
U KING.....	128 481	400 821	376 705	433 526	631 978	1 923 886	1 806 805	2 079 892
IRELAND.....	-	-	-	-	17 843	41 730	41 730	45 656
N ZEAL.....	100 498	155 620	155 620	177 021	268 333	526 878	544 444	614 798
OTH CTY.....	88	1 046	1 046	1 146	9 318	35 698	35 697	38 579
TOTAL.....	259 567	648 011	624 044	702 366	1 037 775	2 854 091	2 754 339	3 104 617
6512630	YARN OF ANGORA RABBIT HAIR, NES						(LB)	
FRANCE.....	1 114	17 857	17 957	18 509	3 126	61 085	61 185	63 491
OTH CTY.....	1 038	3 071	3 071	3 308	2 974	14 310	14 310	15 991
TOTAL.....	2 152	20 928	21 028	21 817	6 100	75 395	75 495	79 482
6512640	YARN OF WOOL OR WOOL-LIKE ANIMAL HAIR NES						(LB)	
U KING.....	25 097	70 399	70 399	75 023	250 598	697 185	720 334	767 329
IRELAND.....	5 391	15 254	15 254	17 893	43 870	131 870	132 765	151 884
BELGIUM.....	18 561	63 881	73 736	77 430	69 882	229 025	263 099	278 944
SWITZLD.....	-	-	-	-	20 252	118 219	118 219	121 990
ITALY.....	4 813	9 253	9 253	10 462	20 957	50 385	50 385	55 585
JAPAN.....	9 400	9 750	9 750	11 186	150 803	367 596	367 596	392 693
AUSTRAL.....	-	-	-	-	11 031	66 209	66 211	74 457
OTH CTY.....	6 196	20 810	20 852	22 208	22 124	69 964	70 068	79 890
TOTAL.....	69 458	189 347	199 244	214 202	589 517	1 730 453	1 788 677	1 922 772
6512670	YARN OF ANIMAL HAIR, EXCEPT WOOL OR WOOL-LIKE						(LB)	
OTH CTY.....	-	-	-	-	8 321	16 043	16 113	19 103
TOTAL.....	-	-	-	-	8 321	16 043	16 113	19 103
6515000	YARN, THREAD & ROVING OF FLAX, RAMIE & TRUE HEMP						(LB)	
U KING.....	67 382	142 595	142 542	152 923	457 996	876 876	876 390	941 036
BELGIUM.....	-	-	-	-	405 684	342 957	344 284	369 770
FRANCE.....	76 432	137 151	137 151	143 747	307 264	523 850	523 850	556 758
SWITZLD.....	4 095	9 474	9 474	9 895	38 431	80 261	80 261	84 609
SPAIN.....	30 571	49 955	49 955	54 241	156 152	253 546	253 546	275 922
OTH CTY.....	-	-	-	-	12 549	33 779	33 757	36 362
TOTAL.....	178 480	339 175	339 122	360 806	1 378 076	2 111 269	2 112 088	2 264 457
6518000	YARN OF GLASS FIBER						(LB)	
U KING.....	-	-	-	-	27 288	43 816	43 816	45 585
NETHLDS.....	148 298	38 700	38 700	45 527	727 759	216 252	216 252	247 792
FRANCE.....	362 934	97 102	97 102	111 432	2 466 881	915 669	915 661	1 030 931
ITALY.....	100 534	24 872	27 392	30 999	336 983	85 394	87 914	106 984
JAPAN.....	-	-	-	-	258 066	68 385	68 385	78 855
OTH CTY.....	1 066	893	916	916	5 315	6 823	6 848	7 254
TOTAL.....	612 832	161 567	164 110	188 874	3 822 292	1 336 339	1 338 876	1 517 401

Table 2. Schedule A Commodity by Country of Origin, Customs, F.a.s., and C.i.f. Values—Continued

(See "Explanation of Statistics" for information on coverage, definitions of Customs, f.a.s., and c.i.f. values, sources of error in the data, OTH CTY (other countries), and other definitions and features of the import statistics. Shipments valued less than \$251 are shown only under Schedule A commodity number 990.0000 and excluded from all other commodities.)

Country of origin	Schedule A commodity number, description and unit of quantity							
	Current month				Cumulative, January to date			
	Net quantity	Value (dollars)			Net quantity	Value (dollars)		
Customs		F.a.s.	C.i.f.	Customs		F.a.s.	C.i.f.	
6519200	YARN OF JUTE							(LB)
CANADA.....	27 060	10 584	10 956	10 956	133 058	49 374	51 482	51 482
INDIA.....	521 847	129 063	133 051	168 585	4 705 810	1 083 473	1 116 189	1 450 745
BNGLDSH.....	23 930	5 031	5 031	5 903	160 935	48 457	48 457	62 557
THAILND.....	6 175	9 697	9 697	10 812	20 190	31 955	31 955	35 587
OTH CTY.....	2 400	1 826	1 826	2 078	17 809	7 007	7 007	8 478
TOTAL.....	581 412	156 201	160 561	201 334	5 037 802	1 220 266	1 255 090	1 608 849
6519520	YARN & ROVING OF COIR							(LB)
INDIA.....	178 242	48 845	48 845	53 238	3 857 641	685 669	685 769	856 259
OTH CTY.....	-	-	-	-	147 300	33 555	33 555	39 747
TOTAL.....	178 242	48 845	48 845	53 238	4 004 941	719 224	719 324	896 006
6519560	YARN AND ROVING OF TEXTILE FIBERS NES, INCLUDING PAPER							(LB)
MEXICO.....	65 000	26 536	26 536	27 325	145 000	57 903	57 903	61 525
ECUADOR.....	-	-	-	-	790 000	359 073	359 073	396 600
PHIL R.....	126 001	54 650	54 650	61 184	1 039 772	413 572	413 572	468 308
REP SAF.....	-	-	-	-	120 414	60 490	60 490	68 573
OTH CTY.....	527	6 620	6 620	7 258	7 193	54 487	54 043	59 597
TOTAL.....	191 528	87 806	87 806	95 767	2 102 379	945 525	945 081	1 054 603
6520000	FABRIC, COTTON TERRY							(SYD)
CZECHO.....	-	-	-	-	28 750	45 180	45 178	46 766
INDIA.....	10 055	7 039	7 039	7 852	46 231	32 777	32 777	36 233
HG KONG.....	-	-	-	-	43 750	30 661	30 661	32 514
OTH CTY.....	297	550	550	701	47 166	47 824	47 841	52 066
TOTAL.....	10 352	7 589	7 589	8 553	165 897	156 442	156 457	167 719
6521517	DUCK, COTTON, NOT BLEACHED OR COLORED							(SYD)
CANADA.....	86 897	41 627	41 697	41 697	86 897	41 627	41 697	41 697
MEXICO.....	383 128	104 076	102 678	102 678	1 547 235	432 265	434 094	434 094
BRAZIL.....	44 002	34 983	34 983	38 298	165 535	132 048	132 048	144 993
INDIA.....	16 653	14 688	14 688	16 255	1 999 079	1 291 713	1 291 723	1 391 512
PAKISTN.....	-	-	-	-	215 550	78 053	78 053	87 471
THAILND.....	19 417	10 731	10 731	11 670	729 091	282 975	283 025	307 505
SINGAPR.....	-	-	-	-	362 526	169 113	169 113	178 554
CHINA M.....	-	-	-	-	601 228	305 196	305 196	320 413
KOR REP.....	417 010	118 767	111 767	124 130	1 339 538	377 767	370 767	414 577
HG KONG.....	2 095 566	766 211	735 740	786 620	10 541 928	4 185 220	4 122 219	4 397 656
CHINA T.....	52 778	15 261	14 761	15 962	2 789 423	652 625	652 125	714 523
OTH CTY.....	2 184	4 018	4 018	4 193	64 975	30 684	30 684	32 933
TOTAL.....	3 117 635	1 110 362	1 071 063	1 141 503	20 443 005	7 979 286	7 910 744	8 465 928
6521529	POPLIN OR BROADCLOTH, COTTON, NOT BLEACH OR COLORED							(SYD)
SALVADR.....	-	-	-	-	320 040	87 398	87 398	92 167
COLOMB.....	267 464	59 858	58 115	62 185	885 391	217 094	227 043	240 416
BELGIUM.....	-	-	-	-	87 241	58 913	58 913	60 009
THAILND.....	-	-	-	-	148 890	45 919	45 919	48 659
SINGAPR.....	97 917	22 703	22 703	25 125	424 167	97 820	97 820	105 125
CHINA M.....	299 992	92 528	92 528	99 987	299 992	92 528	92 528	99 987
KOR REP.....	163 195	36 948	36 948	39 705	229 862	50 899	50 899	54 780
HG KONG.....	-	-	-	-	399 999	126 402	126 402	132 000
CHINA T.....	-	-	-	-	1 246 666	206 859	206 859	223 519
JAPAN.....	104 337	38 060	38 060	39 815	803 765	294 507	294 480	308 812
OTH CTY.....	-	-	-	-	54 170	27 030	27 030	27 468
TOTAL.....	932 905	250 097	248 354	266 817	4 900 183	1 305 369	1 315 291	1 392 942
6521533	PRINTCLOTH, COTTON, NOT BLEACHED OR COLORED							(SYD)
PAKISTN.....	-	-	-	-	1 627 498	208 614	208 614	233 530
CHINA M.....	611 549	111 984	111 984	120 526	1 929 044	499 603	499 603	527 179
KOR REP.....	763 889	147 016	147 016	157 596	791 667	157 199	157 199	168 232
HG KONG.....	416 367	112 363	109 558	115 151	3 168 838	930 307	912 902	954 142
TOTAL.....	1 791 805	371 363	368 558	393 273	7 517 047	1 795 723	1 778 318	1 883 083
6521538	SHEETING, ABC, COTTON, NOT BLEACHED OR COLORED							(SYD)
MEXICO.....	256 440	56 268	56 729	56 729	550 812	132 647	133 495	133 495
HONDURA.....	-	-	-	-	245 549	111 003	111 003	113 708
COLOMB.....	309 566	104 842	108 801	115 372	1 540 555	492 367	496 326	528 089
BRAZIL.....	95 996	28 560	28 560	31 122	595 941	88 330	88 330	98 272
INDIA.....	126 769	29 235	29 235	32 434	959 013	251 280	251 625	277 996
PAKISTN.....	323 611	50 828	48 728	57 005	2 805 147	504 040	501 940	577 113
THAILND.....	-	-	-	-	441 235	89 098	89 098	100 968
SINGAPR.....	-	-	-	-	521 181	131 980	131 980	141 270
CHINA M.....	1 258 067	298 032	292 992	317 807	6 813 589	1 799 111	1 798 396	1 922 448
KOR REP.....	333 333	84 335	84 335	91 523	2 519 721	620 641	620 641	673 653
HG KONG.....	232 350	74 936	73 868	78 072	3 398 770	1 106 264	1 091 509	1 148 466
CHINA T.....	628 936	147 986	147 736	157 163	3 182 920	737 189	772 524	820 758
JAPAN.....	22 487	13 330	13 330	14 420	67 001	36 864	36 864	40 139
EGYPT.....	75 520	18 785	18 785	19 675	125 520	35 677	35 677	37 259
TOTAL.....	3 663 075	907 137	903 099	971 322	23 766 954	6 136 491	6 159 408	6 613 634

Table 2. Schedule A Commodity by Country of Origin, Customs, F.a.s., and C.i.f. Values—Continued

(See "Explanation of Statistics" for information on coverage, definitions of Customs, f.a.s., and c.i.f. values, sources of error in the data, OTH CTY (other countries), and other definitions and features of the import statistics. Shipments valued less than \$251 are shown only under Schedule A commodity number 990.0000 and excluded from all other commodities.)

Country of origin	Schedule A commodity number, description and unit of quantity							
	Current month				Cumulative, January to date			
	Net quantity	Value (dollars)			Net quantity	Value (dollars)		
Customs		F.a.s.	C.i.f.	Customs		F.a.s.	C.i.f.	
6521540	SHEETING, SOFT-FILLED, COTTON, NOT BLEACHED OR COLORED							(SYD)
COLOMB.....	-	-	-	-	211 625	79 748	79 748	83 054
PAKISTN.....	-	-	-	-	892 401	132 011	132 011	155 502
THAILND.....	-	-	-	-	1 479 313	216 709	216 709	249 681
CHINA M.....	149 760	32 421	32 421	34 981	214 677	47 034	47 034	50 536
HG KONG.....	2 500 775	463 164	456 034	489 650	7 409 603	1 668 377	1 658 934	1 778 074
CHINA T.....	275 833	45 367	43 937	47 923	5 626 938	942 829	941 399	1 023 727
EGYPT.....	-	-	-	-	190 935	51 432	51 432	53 813
OTH CTY.....	-	-	-	-	1 533	432	256	256
TOTAL.....	2 926 368	540 952	532 392	572 554	18 027 025	3 138 572	3 127 523	3 394 643
6521547	SHEETING, COTTON, NES, NOT BLEACHED OR COLORED							(SYD)
MEXICO.....	652 903	130 876	131 517	131 517	1 850 445	469 104	466 278	466 278
PAKISTN.....	-	-	-	-	591 034	92 664	94 245	116 568
HG KONG.....	1 500 000	290 169	288 879	309 814	4 736 176	1 103 135	1 100 138	1 170 334
OTH CTY.....	42 794	8 266	8 351	9 457	193 291	45 628	46 266	50 447
TOTAL.....	2 195 697	429 311	428 747	450 788	7 370 946	1 710 531	1 706 927	1 803 627
6521551	SHIRTING, COTTON, JACQUARD OR DOBBY, NOT BLEACHED OR COLORED							(SYD)
JAPAN.....	-	-	-	-	115 526	41 680	41 680	45 093
TOTAL.....	-	-	-	-	115 526	41 680	41 680	45 093
6521561	SATEENS, COTTON, NOT BLEACHED OR COLORED							(SYD)
MEXICO.....	166 837	57 914	59 738	59 738	166 837	57 914	59 738	59 738
COLOMB.....	33 378	13 395	13 635	14 398	186 967	79 756	79 996	84 087
KOR REP.....	-	-	-	-	161 111	71 703	71 703	77 416
HG KONG.....	-	-	-	-	209 722	84 010	84 010	91 701
OTH CTY.....	-	-	-	-	92 751	35 519	35 519	38 476
TOTAL.....	200 215	71 309	73 373	74 136	817 388	328 902	330 966	351 418
6521565	TWILLS, COTTON, NOT BLEACHED OR COLORED							(SYD)
MEXICO.....	359 247	122 660	121 433	121 433	1 508 673	488 242	489 796	489 796
COLOMB.....	323 333	109 299	108 498	118 228	2 388 444	753 207	750 149	798 340
W GERM.....	308 605	164 008	164 008	167 685	481 920	364 722	364 722	374 227
SWITZLD.....	-	-	-	-	27 692	31 890	31 890	33 036
INDIA.....	-	-	-	-	1 941 099	744 923	744 923	819 818
MALAYSA.....	-	-	-	-	425 495	108 161	108 161	116 201
SINGAPR.....	-	-	-	-	163 429	41 987	41 987	45 257
CHINA M.....	27 098	7 681	7 681	8 276	3 359 838	1 167 475	1 167 475	1 240 602
KOR REP.....	254 166	67 536	67 536	74 360	388 688	101 197	101 197	111 691
HG KONG.....	554 156	200 918	195 698	208 431	3 097 033	1 408 278	1 406 419	1 497 428
CHINA T.....	258 333	85 428	78 428	84 909	1 907 558	489 073	482 073	524 035
OTH CTY.....	-	-	-	-	173 244	57 412	51 225	54 684
TOTAL.....	2 084 938	757 530	743 282	783 322	15 863 113	5 756 567	5 740 017	6 105 115
6521595	FABRICS, WOVEN, COTTON, NES, NOT BLEACHED OR COLORED							(LB)
CANADA.....	499	698	701	701	20 862	47 445	47 781	47 827
MEXICO.....	279 176	194 709	195 713	195 731	575 855	392 599	396 489	396 507
HONDURA.....	-	-	-	-	34 700	45 043	45 043	46 197
COLOMB.....	5 831	4 484	4 164	4 636	178 228	166 901	166 357	175 534
U KING.....	1 353	9 030	8 607	9 409	7 143	35 509	34 351	38 741
BELGIUM.....	694	1 055	1 055	1 092	46 697	104 123	103 517	108 976
W GERM.....	262	775	775	890	114 381	287 280	287 319	295 257
SWITZLD.....	4 912	13 346	13 346	14 586	46 887	140 745	142 328	157 317
USSR.....	-	-	-	-	110 100	163 847	163 847	179 882
SPAIN.....	-	-	-	-	16 105	43 752	43 752	45 285
INDIA.....	184 653	160 636	160 397	195 981	1 136 959	1 306 903	1 307 093	1 528 393
PAKISTN.....	-	-	-	-	120 541	136 658	136 658	151 787
THAILND.....	-	-	-	-	116 997	121 635	121 635	131 089
MALAYSA.....	51 203	48 872	48 872	53 274	287 028	252 363	252 873	276 989
SINGAPR.....	-	-	-	-	167 701	131 632	131 632	141 776
CHINA M.....	-	-	-	-	491 176	594 598	594 598	628 631
KOR REP.....	-	-	-	-	66 966	69 760	69 760	74 748
HG KONG.....	333 402	318 271	318 271	336 064	1 573 169	1 538 134	1 527 068	1 604 529
CHINA T.....	26 702	28 372	28 372	29 555	237 510	213 715	213 715	226 044
JAPAN.....	28 632	55 755	55 755	58 704	246 112	493 708	493 716	518 314
OTH CTY.....	6 293	9 478	9 478	11 244	28 299	49 575	48 328	53 542
TOTAL.....	923 612	845 481	845 506	911 867	5 623 416	6 335 925	6 327 860	6 827 365
6522310	FABRIC, COTTON VELVETEEN							(SYD)
ITALY.....	9 790	24 126	24 126	27 013	20 160	52 564	52 564	59 708
JAPAN.....	-	-	-	-	36 729	65 665	65 665	69 034
OTH CTY.....	240	386	386	590	931	1 771	1 760	2 350
TOTAL.....	10 030	24 512	24 512	27 603	57 820	120 000	119 989	131 092
6522330	FABRIC, COTTON VELVETS, PLUSHES & VELOURS							(SYD)
CANADA.....	10 592	15 852	16 206	16 206	19 564	35 478	35 851	36 349
NETHLD.....	9 710	36 975	36 780	38 580	22 746	77 794	76 245	81 726
BELGIUM.....	35 291	98 934	98 745	106 985	311 593	905 443	887 774	949 206
FRANCE.....	743	4 824	4 824	5 256	9 917	39 406	39 497	42 434
W GERM.....	2 268	10 628	10 628	11 962	20 187	77 136	76 298	83 702
POLAND.....	-	-	-	-	40 196	64 592	64 898	73 788

Table 2. Schedule A Commodity by Country of Origin, Customs, F.a.s., and C.i.f. Values—Continued

(See "Explanation of Statistics" for information on coverage, definitions of Customs, f.a.s., and c.i.f. values, sources of error in the data, OTH CTY (other countries), and other definitions and features of the import statistics. Shipments valued less than \$251 are shown only under Schedule A commodity number 990.0000 and excluded from all other commodities.)

Country of origin	Schedule A commodity number, description and unit of quantity								
	Current month				Cumulative, January to date				
	Net quantity	Value (dollars)			Net quantity	Value (dollars)			
Customs		F.a.s.	C.i.f.	Customs		F.a.s.	C.i.f.		
ITALY.....	3 976	12 908	12 908	13 753	11 901	54 747	54 553	58 171	
JAPAN.....	11 189	21 328	21 949	24 066	93 932	192 324	194 711	212 659	
OTH CTY.....	111	478	478	566	2 024	7 957	7 957	8 917	
TOTAL.....	73 880	201 927	202 518	217 374	532 060	1 454 877	1 437 784	1 546 952	
6522350	FABRIC, COTTON PILE & CHENILLE, NES							(SYD)	
COLOMB.....	-	-	-	-	130 382	108 461	108 441	113 896	
U KING.....	1 160	2 220	2 220	2 521	29 462	57 506	57 004	62 944	
BELGIUM.....	308	1 304	1 304	1 350	33 454	132 315	132 201	137 425	
FRANCE.....	54	539	539	586	17 313	59 107	59 103	61 626	
ITALY.....	-	-	-	-	44 192	168 813	168 813	175 272	
TURKEY.....	15 977	20 736	20 736	22 201	59 494	75 715	75 715	79 327	
LEBANON.....	-	-	-	-	87 709	299 196	299 196	308 394	
JAPAN.....	7 712	8 935	8 935	10 658	75 286	84 046	83 903	91 921	
MOROC.....	7 579	24 235	24 235	25 245	22 584	70 209	70 209	72 943	
OTH CTY.....	-	-	-	-	31 887	48 050	48 050	53 685	
TOTAL.....	32 790	57 969	57 969	62 561	531 763	1 103 418	1 102 655	1 157 433	
6522360	FABRIC, COTTON JACQUARD-FIGURED TAPESTRY & UPHOLSTERY							(SYD)	
U KING.....	2 203	4 057	4 057	5 207	17 403	42 959	42 985	48 008	
BELGIUM.....	15 966	57 779	57 967	60 321	109 579	366 638	360 405	379 012	
FRANCE.....	2 420	15 781	15 781	16 887	24 803	145 202	143 543	153 040	
SWITZLD.....	106	988	988	1 155	6 649	30 047	30 047	32 499	
ITALY.....	58 110	112 695	112 192	121 048	326 456	746 899	742 159	800 419	
JAPAN.....	5 086	6 267	6 140	6 695	26 599	42 528	39 738	43 805	
OTH CTY.....	8 969	19 355	19 424	21 014	24 136	47 481	47 723	55 231	
TOTAL.....	92 860	216 922	216 549	232 327	535 625	1 421 754	1 406 600	1 512 014	
6522529	POPLIN OR BROADCLOTH, COTTON, BLEACHED OR COLORED							(SYD)	
U KING.....	1 586	2 424	2 424	2 526	81 372	128 319	128 782	131 302	
JAPAN.....	255 468	175 537	175 205	185 373	1 415 584	972 084	972 118	1 013 266	
OTH CTY.....	1 757	1 317	1 317	2 317	42 572	31 907	32 045	35 543	
TOTAL.....	258 811	179 278	178 946	190 216	1 539 528	1 132 310	1 132 945	1 180 111	
6522551	SHIRTING, COTTON, JACQUARD OR DOBBY, BLEACHED OR COLORED							(SYD)	
SWITZLD.....	1 799	8 227	8 227	8 814	6 016	32 662	32 781	35 062	
JAPAN.....	196 634	159 818	158 022	170 570	1 759 659	1 325 192	1 321 092	1 393 742	
OTH CTY.....	10 739	13 201	13 201	15 094	50 564	71 709	71 483	77 188	
TOTAL.....	209 172	181 246	179 450	194 478	1 818 239	1 429 563	1 425 356	1 505 992	
6522561	SATEENS, COTTON, BLEACHED OR COLORED							(SYD)	
CANADA.....	-	-	-	-	147 827	135 348	135 973	135 973	
W GERM.....	-	-	-	-	60 933	89 265	89 387	91 403	
ITALY.....	2 970	12 081	12 081	12 924	19 579	81 180	81 183	88 019	
JAPAN.....	306 691	223 318	222 720	234 479	2 404 961	1 785 022	1 781 985	1 874 605	
OTH CTY.....	7 907	8 663	8 663	9 055	68 012	71 399	71 529	76 646	
TOTAL.....	317 568	244 062	243 464	256 458	2 701 312	2 162 214	2 160 057	2 266 646	
6522565	TWILLS, COTTON, BLEACHED OR COLORED							(SYD)	
CANADA.....	15 204	18 123	18 284	18 284	226 996	152 309	152 912	152 912	
MEXICO.....	1 714 037	1 379 918	1 380 648	1 380 753	6 419 525	4 943 557	4 830 161	4 830 603	
SALVADR.....	33 669	25 055	25 055	26 819	153 517	121 439	121 439	128 606	
NICARAG.....	380 020	271 335	271 335	285 349	1 170 005	1 013 591	1 013 591	1 068 574	
COLOMB.....	364 499	225 775	226 149	237 895	452 105	259 968	260 528	274 545	
VENEZ.....	54 900	56 120	56 120	58 287	60 288	61 798	61 798	64 212	
PERU.....	253 962	153 695	155 472	160 882	418 350	281 531	263 069	272 467	
BRAZIL.....	29 841	21 414	21 414	23 505	106 868	85 814	85 814	94 312	
ISRAEL.....	3 802	2 555	2 555	2 696	61 726	42 543	41 608	44 108	
CHINA M.....	101 000	69 690	69 690	69 690	163 333	116 830	116 830	117 400	
HG KONG.....	1 120 193	862 397	857 397	912 489	3 242 721	2 377 114	2 365 628	2 522 108	
CHINA T.....	-	-	-	-	97 778	60 235	60 235	64 320	
JAPAN.....	105 872	53 061	53 065	55 955	457 514	280 590	279 853	303 281	
OTH CTY.....	49 822	37 256	37 341	40 435	184 358	127 656	128 803	139 378	
TOTAL.....	4 226 821	3 176 394	3 174 525	3 273 039	13 215 084	9 924 975	9 782 269	10 076 826	
6522597	FABRICS, WOVEN, COTTON, NES, BLEACHED OR COLORED							(SYD)	
CANADA.....	237 207	134 610	135 993	136 114	1 307 698	713 051	717 599	717 828	
MEXICO.....	498 546	213 669	213 737	213 790	2 577 571	1 154 734	1 153 256	1 160 932	
GUATMAL.....	32 427	19 403	19 403	21 978	102 842	60 436	60 436	64 569	
COLOMB.....	130 494	46 371	46 720	50 286	887 507	355 728	356 929	376 813	
BRAZIL.....	-	-	-	-	56 089	48 820	48 820	50 506	
SWEDEN.....	13 171	32 266	32 266	34 351	193 050	312 123	313 710	330 698	
FINLAND.....	123 945	186 940	187 182	196 122	770 782	1 375 394	1 374 570	1 427 027	
U KING.....	143 841	272 065	272 311	289 924	1 095 840	1 816 642	1 801 761	1 922 145	
NETHLDS.....	222 584	225 745	227 391	247 806	1 236 541	1 357 325	1 343 013	1 403 671	
BELGIUM.....	22 164	39 915	39 758	42 462	239 752	280 194	279 075	293 423	
FRANCE.....	74 932	212 119	208 872	228 949	712 989	1 565 398	1 548 387	1 655 047	
W GERM.....	212 868	387 290	387 307	411 508	550 267	1 046 209	1 046 715	1 119 714	
AUSTRIA.....	42 688	25 600	25 600	26 533	134 967	153 626	153 108	157 211	
CZECHO.....	18 114	13 289	13 327	14 202	156 934	124 111	124 112	130 129	
SWITZLD.....	108 268	211 145	211 145	225 694	821 432	1 556 911	1 559 184	1 645 651	
USSR.....	-	-	-	-	215 692	71 896	71 896	72 477	
SPAIN.....	8 989	13 922	13 922	15 550	214 661	299 200	299 150	323 112	

Table 2. Schedule A Commodity by Country of Origin, Customs, F.a.s., and C.i.f. Values—Continued

(See "Explanation of Statistics" for information on coverage, definitions of Customs, f.a.s., and c.i.f. values, sources of error in the data, OTH CTY (other countries), and other definitions and features of the import statistics. Shipments valued less than \$251 are shown only under Schedule A commodity number 990.0000 and excluded from all other commodities.)

Country of origin	Schedule A commodity number, description and unit of quantity							
	Current month				Cumulative, January to date			
	Net quantity	Value (dollars)			Net quantity	Value (dollars)		
Customs		F.a.s.	C.i.f.	Customs		F.a.s.	C.i.f.	
PORTUGL.....	559 975	254 976	255 327	268 758	3 816 758	2 054 756	2 065 865	2 166 997
ITALY.....	802 536	729 859	728 059	805 638	2 979 479	2 607 824	2 576 841	2 820 838
ISRAEL.....	24 446	17 103	17 103	18 268	261 973	192 572	191 890	204 858
INDIA.....	269 136	239 629	239 598	294 682	1 885 557	1 467 076	1 466 375	1 782 953
PAKISTN.....	97 671	28 744	28 975	32 318	611 995	172 703	172 760	192 068
MALAYSA.....	189 290	73 720	73 720	79 636	1 936 381	832 461	832 461	885 213
INDNSIA.....	7 266	7 744	7 744	11 248	29 463	49 875	49 875	64 818
CHINA M.....	76 266	36 394	36 394	37 944	153 512	73 345	73 345	76 252
HG KONG.....	81 542	59 754	58 765	61 794	561 356	373 995	370 911	391 565
CHINA T.....	157 310	59 303	59 479	62 882	861 398	379 273	379 449	405 315
JAPAN.....	640 012	412 138	411 896	442 466	4 724 790	3 192 698	3 186 037	3 400 513
OTH CTY.....	23 335	22 310	22 310	24 144	282 452	173 158	173 097	188 882
TOTAL.....	4 819 023	3 976 023	3 974 304	4 295 047	29 379 728	23 861 329	23 790 627	25 431 225
6531300	FABRICS OF SILK, PILE AND CHENILLE							(SYD)
ITALY.....	812	8 718	8 617	9 215	3 221	34 729	34 565	36 371
OTH CTY.....	645	8 527	8 527	9 135	1 690	24 213	24 233	25 998
TOTAL.....	1 457	17 245	17 144	18 350	4 911	58 942	58 798	62 369
6531520	FABRICS, WOVEN, WHOLLY OR CHIEFLY OF SILK, NOT JACQUARD FIGURED							(SYD)
U KING.....	21 143	147 302	148 455	152 152	121 596	852 927	854 596	876 447
FRANCE.....	4 119	31 201	31 129	32 917	30 702	256 931	257 544	269 724
SWITZLD.....	5 453	27 107	27 107	28 419	33 446	220 625	220 734	232 401
ITALY.....	54 857	335 999	336 782	350 106	426 986	2 500 513	2 501 923	2 592 235
INDIA.....	7 893	27 585	27 514	30 866	84 737	266 287	266 259	301 430
THAILND.....	2 674	15 552	15 552	17 176	14 934	75 054	74 054	83 696
CHINA M.....	3 049	7 112	7 112	7 571	50 277	56 897	56 897	62 291
KOR REP.....	14 344	28 738	28 738	30 953	62 289	134 727	134 719	142 484
HG KONG.....	7 310	23 464	23 464	23 877	21 413	66 931	66 931	69 419
JAPAN.....	89 989	201 074	200 840	206 182	649 122	1 357 929	1 373 006	1 404 670
OTH CTY.....	5 065	24 031	24 147	24 750	12 384	65 790	65 906	68 391
TOTAL.....	215 896	869 165	870 840	904 969	1 507 886	5 854 611	5 872 569	6 103 188
6531540	FABRICS, WOVEN, WHOLLY OR CHIEFLY OF SILK, JACQUARD FIGURED							(SYD)
U KING.....	8 766	82 772	82 799	85 245	39 209	317 586	317 661	328 253
FRANCE.....	499	5 145	5 145	5 415	2 540	48 178	48 268	50 433
SWITZLD.....	8 547	54 010	54 010	55 838	33 795	279 322	281 269	290 615
ITALY.....	17 598	132 434	133 195	138 143	122 769	880 580	884 046	916 056
KOR REP.....	2 722	5 191	5 139	5 233	30 841	56 499	56 447	58 882
JAPAN.....	4 874	15 777	15 777	16 149	20 225	85 613	85 285	87 491
OTH CTY.....	3 183	18 338	18 579	19 337	4 124	21 139	21 380	22 334
TOTAL.....	46 189	313 667	314 644	325 360	253 503	1 688 917	1 694 356	1 754 064
6532110	FABRICS, WOOL, HAND WOVEN WITH LOOM UNDER 30 INCHES, INCL FABRICS FOR RELIGIOUS VESTMENTS							(SYD)
U KING.....	-	298 899	297 908	310 114	-	790 439	799 429	834 567
OTH CTY.....	-	10 785	10 785	11 679	-	40 638	41 615	44 589
TOTAL.....	-	309 684	308 693	321 793	-	831 077	841 044	879 156
6532115	FABRICS, WOOL, OVER \$4 PER POUND, FOR MANUFACTURE OF APPAREL FOR RELIGIOUS ORDERS							(SYD)
OTH CTY.....	53	322	322	359	156	1 040	1 040	1 151
TOTAL.....	53	322	322	359	156	1 040	1 040	1 151
6532130	TAILOR CUTS, WOOL, WOVEN							(SYD)
U KING.....	1 830	5 537	5 572	6 438	13 209	45 228	46 791	52 191
ITALY.....	881	4 908	4 908	5 487	5 324	40 738	40 739	44 528
OTH CTY.....	1 524	6 015	6 015	6 806	7 442	29 559	29 841	34 364
TOTAL.....	4 235	16 460	16 495	18 731	25 975	115 525	117 371	131 083
6532140	FABRICS, WHOLLY OR IN PART OF HAIR SIMILAR TO WOOL OF THE SHEEP, WOVEN							(SYD)
COLOMB.....	4 354	12 456	12 456	13 382	21 796	59 571	59 314	61 527
U KING.....	17 996	82 766	82 731	87 453	139 836	534 640	536 693	559 448
FRANCE.....	1 849	8 403	8 403	9 345	9 147	38 207	38 347	41 240
ITALY.....	2 057	6 391	6 391	7 118	54 715	185 345	184 824	202 047
KOR REP.....	12 913	35 026	35 026	39 849	39 814	93 663	93 663	101 817
JAPAN.....	73 800	181 916	180 419	204 516	359 084	844 199	844 043	911 225
OTH CTY.....	1 803	4 714	5 203	5 380	25 325	76 314	73 808	78 643
TOTAL.....	114 772	331 672	330 629	367 043	649 717	1 831 939	1 830 692	1 955 947
6532150	FABRICS, WOOL NES, NOT OVER 6 OUNCES PER SQUARE YARD, WOVEN							(SYD)
U KING.....	10 653	34 191	34 482	36 281	175 505	435 183	436 857	455 933
FRANCE.....	2 840	12 274	12 446	13 392	19 271	66 629	66 739	70 112
SWITZLD.....	4 359	8 866	8 866	9 374	29 908	74 825	74 831	77 289
ITALY.....	21 818	35 590	35 590	39 701	33 291	75 410	75 440	82 181
GREECE.....	-	-	-	-	14 919	108 372	73 519	75 236
JAPAN.....	18 861	39 202	38 349	42 053	140 508	268 189	271 836	288 620
OTH CTY.....	9 341	14 184	14 184	14 739	20 348	34 963	35 019	36 952
TOTAL.....	67 872	144 307	143 917	155 540	433 750	1 063 571	1 034 241	1 086 323
6532160	FABRICS, WOOL WORSTEDS NES, OVER 6 NOT OVER 8 OUNCES PER SQUARE YARD, WOVEN							(SYD)
URUGUAY.....	15 476	30 604	30 665	31 665	145 996	297 525	297 712	307 836
U KING.....	16 441	58 794	59 549	61 592	171 885	550 005	559 375	577 102

Table 2. Schedule A Commodity by Country of Origin, Customs, F.a.s., and C.i.f. Values—Continued

(See "Explanation of Statistics" for information on coverage, definitions of Customs, f.a.s., and c.i.f. values, sources of error in the data, OTH CTY (other countries), and other definitions and features of the import statistics. Shipments valued less than \$251 are shown only under Schedule A commodity number 990.0000 and excluded from all other commodities.)

Country of origin	Schedule A commodity number, description and unit of quantity								
	Current month				Cumulative, January to date				
	Net quantity	Value (dollars)			Net quantity	Value (dollars)			
Customs		F.a.s.	C.i.f.	Customs		F.a.s.	C.i.f.		
FRANCE.....	-	-	-	-	47 454	200 266	200 229	204 326	
POLAND.....	1 285	2 455	2 455	2 519	25 016	48 778	50 281	51 463	
SPAIN.....	4 683	10 627	10 627	10 887	20 996	44 996	44 996	46 872	
ITALY.....	30 218	48 225	48 225	50 332	85 023	147 037	147 101	153 568	
GREECE.....	-	-	-	-	38 838	178 620	178 620	185 463	
KOR REP.....	67 107	144 090	143 404	147 357	616 289	1 318 808	1 323 433	1 361 140	
JAPAN.....	344 941	764 958	744 952	799 053	1 896 925	4 099 936	3 988 439	4 166 846	
OTH CTY.....	8 552	18 532	18 908	20 153	14 008	35 687	36 651	38 612	
TOTAL.....	488 703	1 078 285	1 058 785	1 123 558	3 062 430	6 921 658	6 826 837	7 093 228	
6532165	FABRICS, WOOLENS NES, OVER 6 NOT OVER 8 OUNCES PER SQUARE YARD, WOVEN							(SYD)	
COLOMB.....	-	-	-	-	12 190	30 479	30 479	32 585	
URUGUAY.....	35 662	72 178	72 178	78 041	111 367	217 984	220 290	236 424	
U KING.....	12 541	55 394	55 643	59 092	136 110	445 930	449 030	475 591	
FRANCE.....	696	3 431	3 430	3 956	8 670	31 733	31 733	34 996	
SPAIN.....	260	561	561	657	25 587	55 036	55 036	59 783	
ITALY.....	18 283	29 995	29 995	34 662	44 607	103 645	103 645	115 099	
KOR REP.....	16 504	36 749	36 749	38 944	80 036	171 940	171 939	180 467	
JAPAN.....	27 958	53 266	52 378	56 697	398 902	847 743	848 126	887 956	
OTH CTY.....	143	410	410	441	33 846	87 939	88 603	93 442	
TOTAL.....	112 047	251 984	251 344	272 490	851 315	1 992 429	1 998 881	2 116 343	
6532170	FABRICS, WOOL NES, OVER 8 NOT OVER 10 OUNCES PER SQUARE YARD, WOVEN							(SYD)	
MEXICO.....	20 494	41 201	41 201	43 120	52 904	107 037	107 037	112 595	
COLOMB.....	-	-	-	-	18 255	54 140	54 140	57 703	
URUGUAY.....	10 236	20 180	20 180	21 912	67 423	143 524	143 573	155 626	
U KING.....	67 456	186 132	187 609	197 477	377 279	991 100	1 005 098	1 053 796	
FRANCE.....	2 152	11 556	11 604	12 689	11 978	35 981	36 048	40 164	
ITALY.....	9 870	22 695	23 007	24 715	87 688	204 679	205 279	225 410	
KOR REP.....	8 384	15 150	15 150	16 194	70 850	140 052	141 852	147 798	
JAPAN.....	52 314	107 439	107 037	111 940	453 051	903 836	900 988	950 560	
OTH CTY.....	2 769	6 930	7 085	7 268	18 997	47 580	48 187	52 373	
TOTAL.....	173 675	411 283	412 873	435 315	1 158 425	2 627 929	2 642 202	2 796 025	
6532180	FABRICS, WOOL NES, OVER 10 NOT OVER 12 OUNCES PER SQUARE YARD, WOVEN							(SYD)	
U KING.....	2 241	8 961	8 961	9 525	21 027	86 132	86 235	92 611	
ITALY.....	17 523	52 387	52 387	58 445	21 075	63 011	63 011	70 533	
OTH CTY.....	3 065	6 640	6 640	7 161	11 810	41 094	41 065	45 660	
TOTAL.....	22 829	67 988	67 988	75 131	53 912	190 237	190 311	208 804	
6532190	FABRICS, WOOL NES, OVER 12 OUNCES PER SQUARE YARD, WOVEN							(SYD)	
U KING.....	8 535	50 027	50 360	52 918	28 985	155 465	157 264	166 785	
ITALY.....	401	4 292	4 359	4 984	31 672	182 621	182 688	197 038	
OTH CTY.....	1 550	13 078	13 078	14 891	14 295	71 665	71 999	80 194	
TOTAL.....	10 486	67 397	67 797	72 793	74 952	409 751	411 951	444 017	
6532200	FABRICS PILE & CHENILLE WOOL OR FINE ANIMAL HAIR							(SYD)	
COLOMB.....	-	-	-	-	5 825	48 233	46 900	50 606	
DENMARK.....	2 370	17 163	17 163	19 208	30 307	197 514	198 242	213 055	
U KING.....	6 060	28 819	28 705	31 271	34 887	169 877	168 595	186 075	
IRELAND.....	2 245	13 697	13 558	14 901	21 964	120 950	123 900	134 517	
NETHLD.....	17 783	85 265	80 126	87 446	52 119	300 595	293 186	315 186	
BELGIUM.....	1 939	9 611	9 624	10 042	6 929	44 760	43 644	46 894	
FRANCE.....	2 473	22 680	22 651	24 498	14 162	93 732	93 558	100 842	
W GERM.....	7 070	59 687	59 512	65 198	102 119	615 665	615 800	673 067	
SWITZLD.....	8 516	109 135	109 187	117 191	36 483	371 866	370 963	401 672	
ITALY.....	314	1 825	1 825	2 167	5 881	34 185	34 185	38 074	
OTH CTY.....	1 706	8 779	8 806	10 411	12 841	61 549	61 666	69 721	
TOTAL.....	50 476	356 661	351 157	382 333	323 517	2 058 926	2 050 639	2 229 709	
6534000	FABRICS OF JUTE, WOVEN							(SYD)	
CANADA.....	-	7 017	7 017	7 986	-	33 546	34 385	35 479	
JAMAICA.....	-	15 584	15 584	16 489	-	226 733	226 733	238 043	
U KING.....	-	-	-	-	-	86 609	86 670	95 204	
NETHLD.....	-	-	-	-	-	93 456	93 456	98 203	
PORTUGL.....	-	31 209	31 209	35 374	-	150 402	150 402	171 408	
INDIA.....	-	4 380 580	4 385 226	5 535 114	-	30 004 849	29 982 131	35 984 594	
NEPAL.....	-	72 883	72 883	90 769	-	111 424	111 424	139 115	
BNGLDSD.....	-	4 176 668	4 167 659	5 175 640	-	19 916 548	19 909 641	24 117 113	
OTH CTY.....	-	3 087	3 087	3 283	-	26 578	26 578	30 252	
TOTAL.....	-	8 687 028	8 682 665	10 864 655	-	50 650 145	50 621 099	60 909 411	
6535110	FABRICS WHOLLY OF CONTINUOUS POLYAMIDE FIBERS, WOVEN, NOT BLEACHED OR COLORED							(SYD)	
JAPAN.....	1 118 693	275 976	234 277	290 949	8 601 865	1 900 148	1 722 255	2 021 713	
OTH CTY.....	-	-	-	-	31	291	291	300	
TOTAL.....	1 118 693	275 976	234 277	290 949	8 601 896	1 900 439	1 722 546	2 022 013	
6535130	FABRICS OF CONTINUOUS NONCELLULOSIC FIBERS NES, WOVEN, NOT BLEACHED OR COLORED							(SYD)	
CANADA.....	5 317	8 405	8 526	8 526	14 779	35 074	35 835	35 835	
SWEDEN.....	1 500	2 821	2 821	3 081	20 060	37 956	37 956	41 798	
W GERM.....	-	-	-	-	18 156	33 794	33 896	36 659	
SPAIN.....	8 193	1 215	1 215	1 441	57 990	46 236	46 257	49 660	

Table 2. Schedule A Commodity by Country of Origin, Customs, F.a.s., and C.i.f. Values—Continued

(See "Explanation of Statistics" for information on coverage, definitions of Customs, f.a.s., and c.i.f. values, sources of error in the data, OTH CTY (other countries), and other definitions and features of the import statistics. Shipments valued less than \$251 are shown only under Schedule A commodity number 990.0000 and excluded from all other commodities.)

Country of origin	Schedule A commodity number, description and unit of quantity							
	Current month				Cumulative, January to date			
	Net quantity	Value (dollars)			Net quantity	Value (dollars)		
Customs		F.a.s.	C.i.f.	Customs		F.a.s.	C.i.f.	
KOR REP.....	-	-	-	-	111 194	87 620	87 620	93 660
JAPAN.....	896 478	306 085	300 744	334 177	6 568 193	2 103 556	2 043 692	2 279 748
OTH CTY.....	14 421	13 588	13 618	15 136	46 979	50 289	50 318	56 395
TOTAL.....	925 909	332 114	326 924	362 361	6 847 351	2 394 525	2 335 574	2 593 755
6535150	FABRICS, WOVEN, WHOLLY OR PARTLY OF CONTINUOUS POLYAMIDE FIBERS, BLEACHED OR COLORED (SYD)							
NETHLDS.....	-	-	-	-	53 038	40 486	40 139	40 946
FRANCE.....	23 007	56 402	56 402	60 089	44 465	102 402	102 250	109 503
W GERM.....	29 349	40 813	40 873	42 881	264 358	153 584	153 644	159 673
SWITZLD.....	639	961	961	1 023	9 355	42 461	42 461	44 012
ITALY.....	362	1 521	1 521	1 701	15 052	33 344	33 344	35 872
JAPAN.....	1 326 451	676 576	649 037	720 553	11 596 159	6 275 028	6 064 632	6 636 666
OTH CTY.....	5 607	17 591	17 591	18 602	101 331	87 410	87 415	92 521
TOTAL.....	1 385 415	793 864	766 385	844 849	12 083 758	6 734 715	6 523 885	7 119 193
6535170	FABRICS WHOLLY OF CONTINUOUS POLYESTER FIBERS, WOVEN, BLEACHED OR COLORED (SYD)							
CANADA.....	-	-	-	-	531 040	312 727	314 568	314 620
U KING.....	4 779	18 524	18 524	19 824	76 207	190 063	190 242	203 271
FRANCE.....	307 300	258 304	262 684	279 685	1 324 822	1 302 720	1 304 614	1 401 748
W GERM.....	99 473	324 331	325 602	355 019	671 021	1 812 384	1 815 232	1 980 304
AUSTRIA.....	12 305	37 109	37 109	41 483	112 394	314 544	313 392	349 794
SWITZLD.....	26 450	93 787	94 108	104 060	216 524	770 340	771 155	845 883
SPAIN.....	2 074	3 629	3 629	4 368	76 465	73 692	73 692	80 813
ITALY.....	254 524	483 945	484 322	524 900	1 171 465	2 605 136	2 611 689	2 832 465
THAILND.....	122 192	36 690	36 690	39 215	128 599	38 614	38 614	41 184
KOR REP.....	662 477	604 117	603 185	645 266	5 566 550	4 948 901	4 938 691	5 289 199
CHINA T.....	21 926	20 368	20 368	21 495	145 308	178 163	177 956	193 963
JAPAN.....	7 039 248	5 401 663	5 103 293	5 854 754	46 219 842	34 208 309	32 327 995	36 696 296
OTH CTY.....	10 276	14 521	14 524	15 304	113 904	114 485	113 595	122 419
TOTAL.....	8 563 024	7 296 988	7 004 038	7 905 373	56 354 141	46 870 078	44 991 435	50 351 959
6535175	FABRICS, WOVEN, PARTLY OF CONTINUOUS POLYESTER FIBERS, BLEACHED OR COLORED (SYD)							
BELGIUM.....	-	-	-	-	40 159	31 283	31 212	32 905
FRANCE.....	53 202	43 266	43 519	45 028	252 189	221 704	221 792	230 218
W GERM.....	40 007	70 577	70 611	80 943	231 000	416 082	413 219	462 856
SPAIN.....	32 089	31 784	31 070	34 205	168 753	165 654	161 504	175 571
ITALY.....	95 125	59 134	59 113	63 464	855 004	523 074	519 240	551 889
JAPAN.....	446 129	280 811	266 451	303 503	3 484 156	2 365 156	2 242 809	2 493 240
OTH CTY.....	4 458	5 851	5 877	6 441	139 532	131 146	131 269	139 653
TOTAL.....	671 010	491 423	476 641	533 584	5 170 793	3 854 099	3 721 045	4 086 332
6535190	FABRICS, WOVEN, WHOLLY OR PARTLY OF CONTINUOUS NONCELLULOSIC FIBERS NES, BLEACHED/COLORED (SYD)							
CANADA.....	15 421	32 678	33 578	33 629	217 571	328 183	332 221	332 326
MEXICO.....	78 876	36 101	36 220	36 220	340 168	164 509	165 037	167 441
SWEDEN.....	19 189	28 464	28 900	30 889	124 238	146 394	146 729	155 757
NETHLDS.....	3 502	6 153	6 153	7 171	35 132	64 455	61 982	68 018
BELGIUM.....	8 419	15 302	14 758	15 624	55 497	111 941	101 178	106 291
FRANCE.....	17 782	32 745	32 359	34 232	88 914	169 204	168 001	179 467
W GERM.....	42 003	70 066	70 108	73 074	118 740	235 189	235 219	248 356
SWITZLD.....	18 997	23 706	23 699	25 331	137 913	175 323	175 215	183 946
SPAIN.....	13 170	35 136	35 136	37 066	56 534	88 315	88 268	95 777
ITALY.....	42 785	91 984	91 848	99 462	454 844	810 068	807 727	872 716
JAPAN.....	163 417	107 796	105 446	114 343	2 060 530	1 165 177	1 136 880	1 230 598
OTH CTY.....	8 907	19 780	19 780	20 910	76 941	107 154	107 171	114 484
TOTAL.....	432 468	499 911	497 985	527 951	3 767 022	3 565 912	3 525 628	3 755 177
6535220	FABRICS OF DISCONTINUOUS NONCELLULOSIC FIBERS WOVEN, CONT OVER 17% WOOL BY WEIGHT (SYD)							
U KING.....	6 103	17 989	18 548	19 853	20 992	60 759	61 949	65 955
NETHLDS.....	2 474	5 976	5 976	6 400	11 014	31 381	30 361	32 279
FRANCE.....	1 237	2 781	2 781	3 022	40 912	97 497	97 035	103 798
AUSTRIA.....	10 581	30 093	30 093	32 616	60 605	193 750	194 190	222 290
SWITZLD.....	1 240	7 316	7 316	7 764	33 363	135 903	135 360	148 877
SPAIN.....	72 375	119 051	119 051	123 821	255 385	455 466	455 628	475 774
PORTUGL.....	6 722	10 958	10 958	11 227	31 166	58 670	57 673	62 110
ITALY.....	202 662	287 953	286 156	314 635	830 843	1 249 402	1 248 693	1 350 236
KOR REP.....	5 400	8 132	8 132	10 754	121 640	218 569	218 758	229 220
JAPAN.....	364 004	631 062	613 788	673 352	3 105 396	5 165 990	5 128 470	5 426 950
OTH CTY.....	7 273	19 856	19 884	22 731	52 752	118 463	119 059	127 367
TOTAL.....	680 071	1 141 167	1 122 683	1 226 175	4 564 068	7 785 850	7 747 176	8 244 856
6535240	FABRICS OF DISCONTINUOUS NONCELLULOSIC FIBERS WOVEN, NES (SYD)							
CANADA.....	16 570	42 005	42 253	42 283	28 941	64 044	64 905	64 935
U KING.....	313	905	905	1 014	47 740	52 760	57 043	58 185
W GERM.....	43 026	14 431	14 629	14 929	68 735	59 200	57 967	60 710
SPAIN.....	-	-	-	-	358 869	256 088	256 055	268 942
ITALY.....	11 936	24 281	24 281	26 037	39 061	68 912	68 912	74 739
JAPAN.....	363 901	254 198	240 443	267 278	5 508 490	2 857 980	2 712 279	3 011 238
OTH CTY.....	20 973	39 199	39 235	42 007	113 091	132 579	132 765	140 441
TOTAL.....	456 719	375 019	361 746	393 548	6 164 927	3 491 563	3 349 931	3 679 190
6536110	FABRICS OF CONTINUOUS CELLULOSIC FIBERS WOVEN, NOT BLEACHED OR COLORED (SYD)							
BELGIUM.....	4 018	7 877	7 877	8 579	24 415	31 863	31 863	33 678
ITALY.....	2 426	5 198	5 198	5 626	19 332	36 123	35 585	38 201
JAPAN.....	171 640	44 588	41 278	45 755	1 310 419	386 236	359 829	401 174

Table 2. Schedule A Commodity by Country of Origin,
Customs, F.a.s., and C.i.f. Values—Continued

(See "Explanation of Statistics" for information on coverage, definitions of Customs, f.a.s., and c.i.f. values, sources of error in the data, OTH CTY (other countries), and other definitions and features of the import statistics. Shipments valued less than \$251 are shown only under Schedule A commodity number 990.0000 and excluded from all other commodities.)

Country of origin	Schedule A commodity number, description and unit of quantity								
	Current month				Cumulative, January to date				
	Net quantity	Value (dollars)			Net quantity	Value (dollars)			
Customs		F.a.s.	C.i.f.	Customs		F.a.s.	C.i.f.		
OTH CTY.....	9 198	8 478	8 488	8 750	31 686	28 794	28 539	30 288	
TOTAL.....	187 282	66 141	62 841	68 710	1 385 852	483 016	455 816	503 341	
6536130	FABRICS, WHOLLY OF CONTINUOUS ACETATE FIBERS, WOVEN, BLEACHED OR COLORED						(SYD)		
U KING.....	33 306	40 193	43 045	45 623	107 482	127 996	130 851	140 576	
FRANCE.....	5 022	12 895	12 895	13 787	21 134	36 037	36 207	39 658	
SPAIN.....	24 062	44 547	44 547	46 485	30 963	54 684	54 517	57 231	
ITALY.....	50 046	92 531	92 531	100 819	152 585	300 076	299 874	322 465	
JAPAN.....	13 723	15 397	14 852	16 177	140 963	124 395	120 220	129 515	
OTH CTY.....	-	-	-	-	10 175	20 312	20 319	21 675	
TOTAL.....	126 159	205 563	207 870	222 891	463 302	663 500	661 988	711 120	
6536150	FABRICS, WHOLLY OF CONTINUOUS RAYON FIBERS, WOVEN, BLEACHED OR COLORED						(SYD)		
U KING.....	7 533	9 600	9 600	10 022	157 308	193 832	195 197	208 535	
BELGIUM.....	537	2 482	2 482	2 594	122 403	89 074	89 080	93 087	
FRANCE.....	9 651	29 947	29 947	32 249	51 998	172 874	173 036	185 554	
W GERM.....	23 758	36 469	37 357	39 949	33 702	62 904	63 792	69 593	
AUSTRIA.....	12 735	29 663	29 663	31 401	19 401	50 256	50 256	52 695	
ITALY.....	8 965	18 859	18 859	20 074	85 826	192 094	188 688	202 401	
YUGOSLV.....	-	-	-	-	304 157	186 584	166 584	191 798	
KOR REP.....	29 451	25 286	23 490	24 592	113 604	105 734	103 488	108 793	
JAPAN.....	442 961	228 781	214 702	234 629	3 677 411	1 944 083	1 822 130	2 028 509	
OTH CTY.....	7 292	14 570	14 570	15 299	56 911	67 374	67 586	72 781	
TOTAL.....	542 883	395 657	380 670	410 809	4 622 721	3 064 809	2 939 837	3 213 746	
6536170	FABRICS, WOVEN, OF MANMADE FIBERS, N.E.S., EXCEPT PILE AND CHENILLE						(SYD)		
CANADA.....	-	58 855	61 295	61 295	-	735 115	741 059	741 059	
BELGIUM.....	-	29 064	29 033	30 092	-	194 066	184 347	193 605	
FRANCE.....	-	65 228	65 115	69 839	-	127 301	126 904	136 240	
W GERM.....	-	6 619	6 619	7 508	-	40 096	40 124	43 680	
SWITZLD.....	-	10 714	10 793	11 597	-	37 171	37 197	39 874	
ITALY.....	-	69 553	69 017	74 448	-	490 726	485 946	524 823	
JAPAN.....	-	15 104	14 984	16 850	-	135 446	128 868	140 240	
OTH CTY.....	-	375	375	441	-	54 048	53 984	58 798	
TOTAL.....	-	255 512	257 231	272 070	-	1 813 969	1 798 429	1 878 319	
6536200	FABRICS OF DISCONTINUOUS CELLULOSIC FIBERS WOVEN, EXCEPT PILE AND CHENILLE						(SYD)		
FRANCE.....	736	3 367	3 367	3 699	18 282	34 874	34 857	37 424	
AUSTRIA.....	3 269	13 910	13 910	15 030	20 321	37 242	37 242	39 688	
ITALY.....	3 660	13 661	13 432	14 513	62 032	154 639	151 428	160 907	
YUGOSLV.....	-	-	-	-	49 027	30 447	30 247	33 776	
JAPAN.....	82 962	60 060	54 605	62 182	579 294	375 168	348 016	385 976	
OTH CTY.....	10 203	13 893	14 091	15 314	46 725	64 996	65 102	70 583	
TOTAL.....	100 830	104 891	99 405	110 738	775 681	697 366	666 892	728 344	
6536500	FABRICS OF MAN-MADE FIBERS NES, PILE AND CHENILLE						(SYD)		
U KING.....	26 818	44 423	44 423	51 355	50 633	74 192	74 192	85 780	
BELGIUM.....	127 236	433 934	428 814	458 778	803 446	2 802 180	2 762 986	2 946 324	
FRANCE.....	42 611	411 966	411 966	454 610	234 312	2 118 344	2 114 395	2 356 825	
W GERM.....	5 522	53 967	53 967	60 704	70 806	466 620	469 083	511 361	
ITALY.....	1 954	9 463	9 483	10 288	35 065	117 451	142 361	153 279	
JAPAN.....	77 295	165 113	164 489	188 110	408 332	847 142	845 112	947 448	
OTH CTY.....	2 388	5 669	5 682	5 964	34 185	66 627	66 719	75 072	
TOTAL.....	283 824	1 124 535	1 118 824	1 229 809	1 636 779	6 492 556	6 474 848	7 076 089	
6537020	FABRICS KNITTED OR CROCHETED OF COTTON NOT ELASTIC NOR RUBBERIZED						(LB)		
SWITZLD.....	686	8 961	8 910	9 539	7 383	58 907	58 871	62 747	
ITALY.....	2 132	5 308	5 308	5 529	30 384	170 209	170 211	182 856	
JAPAN.....	3 884	23 041	23 041	23 804	19 057	76 625	73 102	79 210	
OTH CTY.....	70	439	439	509	17 411	23 662	23 662	24 318	
TOTAL.....	6 772	37 749	37 698	39 381	74 235	329 403	325 846	349 131	
6537040	FABRICS KNITTED OR CROCHETED OF WOOL NOT ELASTIC NOR RUBBERIZED						(LB)		
CANADA.....	1 634	14 693	14 693	14 954	5 098	42 558	42 558	43 287	
IRELAND.....	138 870	359 769	331 580	390 222	219 293	560 224	516 326	608 894	
FRANCE.....	4 166	41 576	40 808	45 085	9 785	103 034	102 064	112 748	
ITALY.....	3 242	18 579	18 579	20 321	9 950	74 434	74 490	80 293	
OTH CTY.....	4 280	21 298	21 298	22 722	6 825	34 808	34 849	38 753	
TOTAL.....	152 192	455 915	426 958	493 304	250 951	815 058	770 287	883 975	
6537060	FABRICS KNITTED OR CROCHETED OF TEXTILE MATERIALS NES NOT ELASTIC NOR RUBBERIZED						(LB)		
CANADA.....	3 894	18 562	18 603	18 897	32 573	175 462	175 923	178 381	
BRAZIL.....	-	-	-	-	47 610	85 862	78 535	87 310	
U KING.....	13 771	44 792	43 982	50 870	61 359	183 096	182 778	211 916	
IRELAND.....	121 023	254 011	234 160	282 593	580 843	1 218 432	1 123 026	1 346 363	
BELGIUM.....	1 557	9 504	9 504	10 446	12 945	71 290	72 325	80 465	
FRANCE.....	10 995	85 542	85 203	90 983	35 310	253 987	252 942	273 964	
W GERM.....	18 608	59 099	59 157	62 731	78 981	283 195	281 868	302 428	
AUSTRIA.....	951	8 205	8 205	8 821	3 139	35 157	35 118	36 403	
SWITZLD.....	681	9 248	9 248	10 236	6 032	57 186	57 186	62 181	
ITALY.....	123 151	876 032	876 072	948 383	328 943	2 320 576	2 320 593	2 528 681	
ISRAEL.....	10 487	19 499	19 499	21 998	143 225	233 897	229 412	258 063	

Table 2. Schedule A Commodity by Country of Origin, Customs, F.a.s., and C.i.f. Values—Continued

(See "Explanation of Statistics" for information on coverage, definitions of Customs, f.a.s., and c.i.f. values, sources of error in the data, OTH CTY (other countries), and other definitions and features of the import statistics. Shipments valued less than \$251 are shown only under Schedule A commodity number 990.0000 and excluded from all other commodities.)

Country of origin	Schedule A commodity number, description and unit of quantity							
	Current month				Cumulative, January to date			
	Net quantity	Value (dollars)			Net quantity	Value (dollars)		
Customs		F.a.s.	C.i.f.	Customs		F.a.s.	C.i.f.	
SINGAPR.....	91	323	323	341	47 189	122 096	121 755	130 565
KOR REP.....	723	1 800	1 800	1 857	51 319	77 224	76 556	85 705
HG KONG.....	7 490	15 388	15 388	16 321	93 280	287 223	286 852	312 732
JAPAN.....	654 930	2 415 291	2 353 273	2 605 920	4 350 421	16 883 891	16 244 201	18 226 705
OTH CTY.....	1 651	13 436	13 436	14 074	14 025	59 353	59 675	66 752
TOTAL.....	970 003	3 830 732	3 747 853	4 144 471	5 887 194	22 347 927	21 598 745	24 188 614
6539600	FABRICS, PILE OR CHENILLE OF TEXTILE MATERIALS NES							(SYD)
BELGIUM.....	5 602	30 761	29 494	31 266	68 782	234 784	230 235	243 966
FRANCE.....	2 592	23 026	22 591	24 084	15 599	110 588	110 997	120 192
OTH CTY.....	846	2 586	2 588	2 751	8 524	27 526	27 528	30 024
TOTAL.....	9 040	56 373	54 673	58 101	92 905	372 898	368 760	394 182
6539700	FABRICS OF VEGETABLE TEXTILE FIBERS EXCEPT COTTON AND JUTE							
CANADA.....	-	124 740	125 873	125 873	-	540 079	542 674	542 700
MEXICO.....	-	66 209	65 134	68 666	-	293 460	290 498	306 053
BRAZIL.....	-	303 440	303 440	320 165	-	970 710	968 674	1 019 993
U KING.....	-	173 576	172 912	181 996	-	1 237 297	1 178 695	1 264 345
IRELAND.....	-	13 608	13 608	13 868	-	81 311	81 348	83 588
NETHLD.....	-	398	396	458	-	121 687	120 984	127 779
BELGIUM.....	-	391 190	389 269	408 181	-	3 482 950	3 428 655	3 578 462
FRANCE.....	-	16 351	16 340	18 089	-	87 635	87 225	93 326
W GERM.....	-	16 796	16 749	18 913	-	86 495	86 525	93 375
CZECHO.....	-	61 143	61 143	66 010	-	334 571	333 215	357 298
HUNGARY.....	-	8 663	8 663	10 884	-	31 890	31 890	39 648
SWITZLD.....	-	4 218	4 218	4 706	-	82 184	82 462	87 678
POLAND.....	-	213 629	218 213	228 889	-	1 486 280	1 494 390	1 581 940
ITALY.....	-	8 525	8 401	9 163	-	422 132	423 261	453 959
JAPAN.....	-	11 680	11 680	13 290	-	48 011	47 669	51 924
OTH CTY.....	-	7 936	7 622	8 315	-	69 499	68 090	80 406
TOTAL.....	-	1 422 102	1 423 663	1 497 466	-	9 376 191	9 266 255	9 762 474
6539800	FABRICS, WOVEN OF TEXTILE MATERIALS NES							
CANADA.....	-	36 438	37 320	37 320	-	267 491	271 312	271 612
MEXICO.....	-	34 291	34 291	34 291	-	105 634	105 634	105 634
U KING.....	-	48 066	48 072	51 247	-	269 456	269 496	285 377
FRANCE.....	-	2 556	2 556	2 693	-	36 847	36 934	39 724
CZECHO.....	-	15 285	15 436	16 693	-	32 170	32 321	35 182
SPAIN.....	-	3 888	3 888	4 171	-	122 784	118 662	124 944
JAPAN.....	-	34 229	33 514	34 907	-	391 746	391 319	408 926
OTH CTY.....	-	13 641	13 555	14 589	-	37 157	37 071	38 541
TOTAL.....	-	188 394	188 632	195 911	-	1 263 285	1 262 749	1 309 940
6540110	FABRICS, NARROW OF JUTE, WEBBING							(LB)
INDIA.....	58 902	26 492	26 492	29 657	757 934	316 250	332 460	376 189
BNGLDSH.....	37 200	14 735	14 753	17 584	108 900	43 657	43 675	51 639
OTH CTY.....	-	-	-	-	-	204	684	773
TOTAL.....	96 102	41 227	41 245	47 241	867 038	360 591	376 819	428 601
6540130	FABRICS, NARROW OF COTTON, ZIPPER TAPES							(LB)
OTH CTY.....	-	-	-	-	5 577	14 567	14 613	17 119
TOTAL.....	-	-	-	-	5 577	14 567	14 613	17 119
6540150	FABRICS, NARROW OF COTTON NES							(LB)
FRANCE.....	182	1 915	1 915	2 120	4 449	31 521	31 462	33 459
W GERM.....	6 023	70 210	70 210	74 886	30 800	353 629	352 245	376 152
INDIA.....	-	-	-	-	36 571	45 852	45 852	50 385
HG KONG.....	160 239	206 628	205 921	214 647	832 161	1 051 146	1 049 749	1 090 747
OTH CTY.....	3 498	22 360	22 421	23 649	20 808	97 206	97 347	103 972
TOTAL.....	169 942	301 113	300 467	315 302	924 789	1 579 354	1 576 655	1 654 715
6540170	FABRICS, NARROW OF MAN-MADE FIBERS PILE RIBBONS							(LB)
SWITZLD.....	4 233	55 245	55 197	57 836	17 567	259 574	254 787	273 336
ITALY.....	-	-	-	-	4 040	34 930	34 929	37 310
OTH CTY.....	1 400	14 902	14 963	15 991	5 253	58 443	58 504	63 176
TOTAL.....	5 633	70 147	70 160	73 827	26 860	352 947	348 220	373 822
6540190	FABRICS, NARROW OF TEXTILE MATERIALS NES							(LB)
CANADA.....	2 761	21 861	21 988	21 988	25 587	59 169	59 590	59 678
U KING.....	1 979	14 360	14 360	16 137	9 173	90 688	90 700	99 239
FRANCE.....	885	21 069	21 069	22 448	5 812	119 401	119 247	125 739
W GERM.....	1 857	14 122	13 991	14 926	8 729	56 000	55 899	60 589
SWITZLD.....	114	4 329	4 329	4 644	1 895	45 577	45 577	47 916
JAPAN.....	9 435	72 856	70 955	77 663	94 773	737 882	736 764	764 463
OTH CTY.....	1 134	5 649	5 649	6 391	4 194	40 419	40 422	44 041
TOTAL.....	18 165	154 246	152 341	164 197	150 163	1 149 136	1 148 199	1 201 665
6540200	LABELS WOVEN, BADGES ETC NOT EMBROIDERED							(LB)
CHINA T.....	4 672	22 405	22 315	23 757	19 918	111 403	110 961	118 934
JAPAN.....	14 578	92 477	92 477	98 236	110 713	737 145	735 975	773 229
OTH CTY.....	382	5 073	5 293	6 009	4 447	36 474	37 165	39 692
TOTAL.....	19 632	119 955	120 085	128 002	135 078	885 022	884 101	931 855

Table 2. Schedule A Commodity by Country of Origin,
Customs, F.a.s., and C.i.f. Values—Continued

(See "Explanation of Statistics" for information on coverage, definitions of Customs, f.a.s., and c.i.f. values, sources of error in the data, OTH CTY (other countries), and other definitions and features of the import statistics. Shipments valued less than \$251 are shown only under Schedule A commodity number 990.0000 and excluded from all other commodities.)

Country of origin	Schedule A commodity number, description and unit of quantity							
	Current month					Cumulative, January to date		
	Net quantity	Value (dollars)			Net quantity	Value (dollars)		
		Customs	F.a.s.	C.i.f.		Customs	F.a.s.	C.i.f.
6540320	REGALIA FOR THE USE OF RELIGIOUS OR PUBLIC INSTITUTIONS							
CANADA.....	-	118 708	119 037	119 061	-	550 794	552 980	554 942
U KING.....	-	3 396	3 396	3 547	-	66 545	66 545	68 776
BELGIUM.....	-	22 105	22 105	23 641	-	107 457	107 457	114 347
SPAIN.....	-	6 272	6 272	6 722	-	41 673	41 673	44 738
OTH CTY.....	-	4 516	4 516	4 737	-	83 951	83 987	88 609
TOTAL.....	-	154 997	155 326	157 708	-	850 420	852 642	871 412
6540340	TRIMMINGS, TAPES ETC NOT ELASTIC NES (LB)							
CANADA.....	4 138	8 069	8 137	8 154	36 981	84 384	84 868	85 011
NORWAY.....	2 531	1 950	1 950	2 076	54 524	44 060	44 090	47 039
U KING.....	7 520	18 851	18 849	20 419	41 362	116 205	116 203	123 401
FRANCE.....	1 392	35 569	35 569	37 732	11 651	138 818	138 952	147 182
W GERM.....	571	1 299	1 299	1 409	13 515	59 765	59 766	63 706
AUSTRIA.....	90	658	658	728	9 100	35 237	35 237	36 040
SWITZLD.....	12 031	73 115	73 018	76 244	28 991	219 390	219 274	228 261
ITALY.....	2 105	19 000	19 000	20 512	9 824	83 760	83 820	90 334
JAPAN.....	31 229	59 626	59 633	64 165	115 445	258 278	258 098	275 329
OTH CTY.....	3 866	17 954	18 057	19 168	100 356	170 221	169 210	183 340
TOTAL.....	65 473	236 091	236 170	250 607	421 749	1 210 118	1 209 518	1 279 643
6540400	TULLE AND OTHER NET FABRICS, PLAIN (LB)							
U KING.....	4 262	32 925	32 925	35 545	20 852	167 044	166 851	178 447
IRELAND.....	4 819	7 608	7 608	9 418	17 848	31 749	31 749	39 315
FRANCE.....	429	6 421	6 744	7 132	3 938	51 422	53 536	56 449
ITALY.....	1 210	12 717	12 717	13 892	29 227	159 586	156 251	170 765
JAPAN.....	3 578	11 218	11 045	11 808	13 322	30 268	30 480	32 709
OTH CTY.....	132	469	469	479	13 185	68 225	67 140	72 717
TOTAL.....	14 430	71 358	71 508	78 274	98 372	508 294	506 007	550 402
6540810	LACE, MAN-MADE FIBER LEAVERS MACHINE (LB)							
U KING.....	124	1 588	1 588	1 875	3 150	48 557	48 589	52 209
FRANCE.....	585	15 069	15 377	16 069	3 044	84 331	85 137	90 297
TOTAL.....	709	16 657	16 965	17 944	6 194	132 888	133 726	142 506
6540820	LACE, COTTON, LEAVERS MACHINE (LB)							
U KING.....	185	2 456	2 456	2 632	3 477	40 914	42 736	45 537
FRANCE.....	2 095	50 222	51 250	53 977	14 805	334 713	343 321	359 488
PHIL R.....	1 459	22 073	22 073	27 354	8 058	116 119	116 119	154 120
OTH CTY.....	144	3 654	3 654	3 782	144	3 654	3 654	3 782
TOTAL.....	3 883	78 405	79 433	87 745	26 484	495 400	505 830	562 927
6540830	LACE OF TEXTILE MATERIALS NES LEAVERS MACHINE MADE (LB)							
OTH CTY.....	12	739	739	798	226	12 478	12 562	13 171
TOTAL.....	12	739	739	798	226	12 478	12 562	13 171
6540840	LACE, NETTING, VEILING, NES (LB)							
SWEDEN.....	4 525	8 997	9 997	11 100	21 083	80 331	81 724	88 610
U KING.....	1 773	4 814	4 962	5 365	17 880	94 040	94 767	102 910
FRANCE.....	550	10 007	10 013	10 798	4 383	80 921	81 136	86 900
W GERM.....	2 181	16 679	16 679	18 637	10 596	83 959	83 641	91 855
SPAIN.....	879	17 978	17 978	19 093	2 579	38 658	38 658	40 868
OTH CTY.....	1 068	4 410	3 505	3 791	16 748	71 200	67 815	68 076
TOTAL.....	10 976	62 885	63 134	68 784	73 269	449 109	447 741	479 219
6540850	FABRICS AND MOTIFS, ORNAMENTED, NES							
HAITI.....	-	18 228	18 228	19 213	-	84 126	84 193	88 005
FRANCE.....	-	8 646	7 837	8 340	-	47 773	47 195	50 995
SWITZLD.....	-	5 658	5 658	6 069	-	34 887	34 896	37 116
INDIA.....	-	81 533	81 456	88 536	-	668 440	666 780	726 480
JAPAN.....	-	-	-	-	-	50 696	50 709	52 050
OTH CTY.....	-	8 620	8 622	9 359	-	57 503	57 577	61 127
TOTAL.....	-	122 685	121 801	131 517	-	943 425	941 350	1 015 773
6551000	FELTS AND FELT ARTICLES NES							
FRANCE.....	-	1 158	1 158	1 362	-	128 403	128 403	138 149
W GERM.....	-	6 794	6 794	6 980	-	45 327	45 129	47 023
OTH CTY.....	-	4 346	4 346	5 167	-	94 716	94 684	105 512
TOTAL.....	-	12 298	12 298	13 509	-	268 446	268 216	290 684
6552020	FABRIC ELASTIC NOT BRAIDED MAN-MD FIBER (LB)							
ITALY.....	7 978	21 634	21 634	22 365	69 673	187 320	187 320	195 684
JAPAN.....	3 470	7 713	7 713	8 302	17 561	35 805	35 805	38 066
OTH CTY.....	2 083	5 329	5 329	5 693	9 782	36 709	36 294	41 152
TOTAL.....	13 531	34 676	34 676	36 360	97 016	259 834	259 419	274 902
6552040	FABRIC & BRAID ELASTIC NES MAN-MD FIBER (LB)							
JAPAN.....	47 502	46 188	46 188	50 694	196 121	205 398	204 562	225 319
OTH CTY.....	627	2 607	2 618	2 777	6 990	11 523	11 534	12 547
TOTAL.....	48 129	48 795	48 806	53 471	203 111	216 921	216 096	237 866

Table 2. Schedule A Commodity by Country of Origin, Customs, F.a.s., and C.i.f. Values—Continued

(See "Explanation of Statistics" for information on coverage, definitions of Customs, f.a.s., and c.i.f. values, sources of error in the data, OTH CTY (other countries), and other definitions and features of the import statistics. Shipments valued less than \$251 are shown only under Schedule A commodity number 990.0000 and excluded from all other commodities.)

Country of origin	Schedule A commodity number, description and unit of quantity							
	Current month				Cumulative, January to date			
	Net quantity	Value (dollars)			Net quantity	Value (dollars)		
Customs		F.a.s.	C.i.f.	Customs		F.a.s.	C.i.f.	
6552060	FABRIC & TRIMMING ELASTIC NES NOT KNIT							(LB)
FRANCE.....	2 519	17 136	17 136	19 157	7 361	32 268	32 368	36 176
OTH CTY.....	102	287	287	309	8 602	24 950	24 952	27 331
TOTAL.....	2 621	17 423	17 423	19 466	15 963	57 218	57 320	63 507
6554100	FABRIC BONDED FIBRE & ARTCLS THEREOF NES							
CANADA.....	-	117 315	118 823	119 553	-	869 937	876 672	882 514
U KING.....	-	290 768	290 768	308 391	-	742 414	734 428	781 388
NETHLDs.....	-	33 234	32 987	34 793	-	212 958	203 907	215 677
FRANCE.....	-	58 219	58 678	61 093	-	277 163	279 020	291 433
W GERM.....	-	992 350	990 888	1 027 707	-	2 479 763	2 475 530	2 582 384
AUSTRIA.....	-	38 205	38 610	40 774	-	133 530	133 935	144 623
SWITZLD.....	-	19 349	19 349	20 430	-	144 399	144 908	153 269
SPAIN.....	-	32 469	32 469	34 586	-	62 728	62 728	66 230
ITALY.....	-	571 782	571 782	602 417	-	1 980 851	1 984 212	2 107 444
INDIA.....	-	53 229	53 229	64 207	-	254 096	254 096	308 897
CHINA T.....	-	259 035	258 617	279 939	-	1 114 212	1 112 545	1 189 806
JAPAN.....	-	383 435	383 681	428 733	-	1 219 627	1 219 729	1 340 280
OTH CTY.....	-	28 536	28 592	32 323	-	121 473	121 917	135 269
TOTAL.....	-	2 877 926	2 878 473	3 054 946	-	9 613 151	9 603 627	10 199 214
6554200	FABRICS TEXTILE COATED WITH GUM OR AMYLACEOUS SUBSTANCES ETC							(SYD)
U KING.....	4 395	8 653	8 653	9 019	85 070	144 018	144 018	147 790
OTH CTY.....	1 274	4 895	4 835	5 046	5 793	23 114	23 054	24 660
TOTAL.....	5 669	13 548	13 488	14 065	90 863	167 132	167 072	172 450
6554400	FABRIC TEXTILE COATED OR IMPREGNATED WITH OIL							(SYD)
OTH CTY.....	-	-	-	-	1 928	1 453	1 461	1 626
TOTAL.....	-	-	-	-	1 928	1 453	1 461	1 626
6554620	FABRIC COTTON WOVEN INCLUDING LAMINATED NSPF							(LB)
INDIA.....	3 279	17 475	17 475	20 978	16 647	82 663	82 663	93 391
OTH CTY.....	5 936	18 405	18 405	19 308	21 468	65 672	65 805	69 376
TOTAL.....	9 215	35 880	35 880	40 286	38 115	148 335	148 468	162 767
6554640	FABRIC TEXTILE NES COATED OR IMPREGNATED NES							
CANADA.....	-	30 584	31 314	31 314	-	145 267	147 436	147 436
U KING.....	-	20 782	20 782	21 896	-	154 219	152 509	160 398
FRANCE.....	-	7 212	7 287	8 656	-	59 061	58 648	63 289
W GERM.....	-	148 046	146 915	157 088	-	304 870	303 756	323 304
JAPAN.....	-	166 800	166 800	171 819	-	859 035	859 035	915 218
OTH CTY.....	-	27 413	27 278	31 767	-	98 570	97 649	108 078
TOTAL.....	-	400 837	400 376	422 540	-	1 621 022	1 619 033	1 717 723
6554710	FABRIC COTTON IMPREGNATED WITH CELLULOSE ETC & COT RUBBERIZED FAB NOT KNIT OR CROCHETED							(SYD)
CANADA.....	136 388	163 251	164 331	165 464	932 940	1 207 680	1 216 948	1 218 688
COLOMB.....	124 811	97 959	97 959	107 514	470 857	378 012	378 012	410 317
FINLAND.....	-	-	-	-	15 509	37 261	37 261	38 157
FRANCE.....	225 075	480 771	480 772	495 253	812 418	1 711 189	1 710 276	1 762 042
W GERM.....	93 607	236 622	237 473	245 007	689 919	1 523 136	1 523 993	1 590 384
SPAIN.....	7 701	12 975	12 975	13 439	95 665	165 158	165 158	173 433
ITALY.....	93 649	224 864	222 405	244 814	377 808	804 417	804 291	908 336
JAPAN.....	2 172	7 360	7 360	8 806	126 233	270 373	270 307	304 736
OTH CTY.....	1 327	1 951	1 902	2 146	44 958	43 497	44 075	48 038
TOTAL.....	684 730	1 225 753	1 225 177	1 282 443	3 566 307	6 140 723	6 150 321	6 454 131
6554720	FABRIC TEXTILE NES IMPRNTD OR COATED WITH CELLULOSE & OTHER RUBBERIZED FAB NOT KNIT							(SYD)
CANADA.....	497 973	428 882	429 683	430 216	1 136 222	1 290 442	1 300 434	1 301 586
COLOMB.....	144 376	115 896	115 896	125 126	538 788	429 466	429 466	465 091
U KING.....	5 771	53 716	53 716	55 681	37 475	281 076	281 129	290 694
W GERM.....	166 141	162 184	162 865	174 537	593 274	699 973	700 654	748 387
CHINA T.....	761 565	142 989	142 989	155 970	2 071 985	869 834	869 864	950 589
JAPAN.....	706 834	485 504	486 653	524 266	4 711 578	2 713 040	2 713 238	2 921 071
OTH CTY.....	2 537	6 338	6 406	6 948	108 528	123 466	124 471	136 733
TOTAL.....	2 285 197	1 395 509	1 398 208	1 472 744	9 197 850	6 407 297	6 419 256	6 814 151
6556110	TWINE, BINDER AND BALER, HARD VEGETABLE FIBER, NOT STRANDED							(LB)
CANADA.....	52 300	27 150	27 728	27 728	355 210	305 282	308 696	308 696
MEXICO.....	108 787	54 167	54 332	56 342	25 687 451	16 072 048	16 035 227	16 332 489
HAITI.....	255 987	128 185	128 185	134 181	8 890 696	4 788 474	4 789 080	4 992 973
VENEZ.....	155 879	73 627	73 627	77 362	1 096 880	509 165	508 165	538 919
BRAZIL.....	2 003 283	1 082 946	1 081 883	1 144 789	34 612 807	18 581 508	18 571 325	19 630 761
DENMARK.....	1 670 120	822 343	822 343	882 863	6 615 087	3 391 598	3 391 598	3 617 697
IRELAND.....	34 000	18 375	18 375	20 399	113 740	67 855	67 900	72 494
NETHLDs.....	686 971	442 628	442 628	465 816	6 628 955	4 214 270	4 216 744	4 460 714
BELGIUM.....	5 075 432	2 921 519	2 882 291	3 078 143	22 910 427	13 943 500	13 905 644	14 819 645
W GERM.....	-	-	-	-	137 480	96 285	96 285	100 515
SPAIN.....	-	-	-	-	608 583	301 429	301 429	340 902
PORTUGL.....	4 416 702	2 057 868	2 049 578	2 197 591	26 736 566	14 126 371	14 108 081	15 038 657
KENYA.....	91 995	46 352	46 395	50 008	360 980	175 383	175 426	191 398
TNZANIA.....	943 417	499 910	499 910	546 404	7 362 542	3 817 912	3 817 964	4 154 311

Table 2. Schedule A Commodity by Country of Origin, Customs, F.a.s., and C.i.f. Values—Continued

(See "Explanation of Statistics" for information on coverage, definitions of Customs, f.a.s., and c.i.f. values, sources of error in the data, OTH CTY (other countries), and other definitions and features of the import statistics. Shipments valued less than \$251 are shown only under Schedule A commodity number 990.0000 and excluded from all other commodities.)

Country of origin	Schedule A commodity number, description and unit of quantity								
	Current month				Cumulative, January to date				
	Net quantity	Value (dollars)			Net quantity	Value (dollars)			
Customs		F.a.s.	C.i.f.	Customs		F.a.s.	C.i.f.		
MOZAMBQ.....	8 000	4 700	4 737	4 737	1 174 886	396 463	396 900	447 797	
REP SAF.....	77 000	41 718	41 718	46 389	8 100 464	3 110 517	3 160 517	3 427 300	
OTH CTY.....	33 242	18 966	19 011	20 514	58 974	32 359	32 404	36 947	
TOTAL.....	15 613 115	8 240 454	8 192 741	8 753 266	149 451 728	83 930 419	83 883 385	88 512 215	
6556130	CORDAGE, HARD VEGETABLE FIBER, NOT OF STRANDED CONSTRUCTION NES							(LB)	
MEXICO.....	1 125 626	471 292	459 923	482 239	8 379 069	3 654 257	3 597 664	3 741 830	
COLOMB.....	47 831	14 248	14 248	16 342	868 141	223 826	223 361	259 888	
VENEZ.....	8 705	4 195	4 195	4 432	176 296	73 889	73 889	78 208	
PORTUGL.....	51 294	22 950	22 950	25 181	1 584 674	921 797	921 797	991 724	
PHIL R.....	-	-	-	-	87 648	39 404	39 404	44 192	
CHINA T.....	102 782	66 194	68 491	80 855	150 363	100 349	103 551	121 190	
OTH CTY.....	-	-	-	-	47 620	20 255	20 255	22 215	
TOTAL.....	1 336 238	578 879	569 807	609 049	11 293 811	5 033 777	4 979 921	5 259 247	
6556150	CORDAGE, HARD LEAF VEGETABLE FIBER NES, STRANDED							(LB)	
MEXICO.....	532 853	236 109	228 013	240 835	2 641 454	1 130 509	1 093 750	1 151 928	
VENEZ.....	78 614	32 623	32 623	34 589	494 586	190 710	190 710	203 321	
U KING.....	-	-	-	-	50 471	40 680	40 680	43 114	
IRELAND.....	5 414	6 192	6 192	6 510	99 661	91 996	91 996	99 072	
PHIL R.....	520 118	269 007	269 007	302 510	4 968 104	2 673 441	2 673 553	2 976 143	
CHINA T.....	19 711	18 367	18 367	21 119	385 022	177 634	178 838	207 309	
OTH CTY.....	87 697	38 370	38 293	43 391	245 476	112 626	112 327	124 148	
TOTAL.....	1 244 407	600 668	592 495	648 954	8 884 774	4 417 596	4 381 854	4 805 035	
6556170	CORDAGE, JUTE							(LB)	
PERU.....	37 439	11 026	10 026	11 523	107 928	31 777	30 777	35 096	
BELGIUM.....	20 692	13 610	13 513	15 175	100 934	62 930	62 833	70 915	
PORTUGL.....	359 053	140 416	140 416	157 678	1 128 852	448 709	448 096	510 791	
INDIA.....	70 292	18 416	18 416	20 980	536 796	135 294	135 294	178 425	
BNGLD SH.....	155 080	34 173	34 173	46 132	403 831	92 627	92 597	118 079	
THAILND.....	52 106	14 469	14 469	17 661	306 399	65 903	66 463	106 744	
CHINA T.....	214 308	170 172	173 508	203 007	1 450 571	1 240 789	1 259 459	1 455 925	
JAPAN.....	4 039	3 080	3 080	3 632	111 759	91 981	91 951	108 024	
OTH CTY.....	-	-	-	-	80 384	27 032	27 032	31 550	
TOTAL.....	913 009	405 362	407 601	475 788	4 227 454	2 217 042	2 234 502	2 615 549	
6556190	CORDAGE, TEXTILE FIBER NES, LACINGS, TEXTILE & OAKUM INCLUDING TWISTED JUTE PACKING							(LB)	
CANADA.....	1 209	1 758	1 820	1 820	42 028	59 085	59 501	59 514	
U KING.....	1 464	5 433	6 433	6 701	318 238	209 099	212 464	232 621	
IRELAND.....	-	-	-	-	185 948	156 429	156 429	171 538	
NETHLDS.....	-	-	-	-	364 688	220 289	218 360	231 322	
BELGIUM.....	197 684	146 063	144 918	153 748	754 882	574 659	573 514	616 770	
W GERM.....	10 232	11 016	11 016	12 423	40 818	61 848	61 847	66 586	
PORTUGL.....	1 998	1 956	1 956	2 078	324 416	282 232	281 972	298 101	
ITALY.....	29 567	28 048	28 048	30 337	121 425	122 371	122 371	130 445	
INDIA.....	44	1 728	1 728	1 828	181 063	42 551	42 551	51 182	
HG KONG.....	7 860	14 371	14 371	15 271	69 573	110 702	110 902	118 917	
JAPAN.....	135 008	188 491	188 491	202 508	721 783	745 015	745 013	817 215	
OTH CTY.....	9 187	15 992	16 019	17 620	119 814	112 007	111 981	124 701	
TOTAL.....	394 253	415 856	414 800	444 334	3 244 676	2 696 286	2 696 905	2 918 912	
6556200	NETS AND NETTING OF CORDAGE ETC							(LB)	
CANADA.....	1 717	3 129	3 129	3 129	19 189	41 633	41 862	41 873	
MEXICO.....	-	-	-	-	26 146	60 672	60 672	60 672	
KOR REP.....	1 589	5 177	5 177	6 656	51 358	125 502	125 502	134 154	
CHINA T.....	675	378	378	423	30 395	60 494	60 494	62 337	
JAPAN.....	105 339	314 127	315 635	328 004	385 577	1 321 734	1 327 570	1 376 836	
OTH CTY.....	3 110	8 812	8 011	8 919	25 971	60 537	59 689	65 515	
TOTAL.....	112 430	332 623	333 330	347 131	538 636	1 670 572	1 675 789	1 741 387	
6557210	HAT BODIES PALM LEAF NOT SEWED NOT BLOCKED NOT TRIMMED NOT BLEACHED NOT COLORED							(NO)	
MEXICO.....	238 244	26 519	28 905	28 905	1 644 138	160 865	170 135	175 449	
INDNSIA.....	12 000	2 444	2 444	3 213	694 201	59 263	59 263	82 647	
PHIL R.....	9 000	18 597	18 582	18 840	41 328	60 683	60 698	62 632	
CHINA M.....	-	-	-	-	268 992	77 860	80 891	85 744	
OTH CTY.....	7 467	2 337	2 374	2 566	165 599	35 489	35 526	40 863	
TOTAL.....	266 711	49 897	52 305	53 524	2 814 258	394 160	406 513	447 335	
6557230	HAT BODIES PAPER NOT SEWED NOT BLOCKED NOT TRIMMED BUT BLEACHED OR COLORED							(NO)	
CHINA T.....	51 900	44 826	44 826	47 037	455 148	451 250	451 431	471 641	
JAPAN.....	16 119	20 326	20 326	21 619	210 914	257 085	257 385	274 888	
OTH CTY.....	24	578	578	668	17 964	13 695	13 695	14 129	
TOTAL.....	68 043	65 730	65 730	69 324	684 026	722 030	722 511	760 658	
6557250	HAT BODIES RAMIE NOT SEWED NOT BLOCKED NOT TRIMMED BUT BLEACHED OR COLORED							(NO)	
OTH CTY.....	-	-	-	-	24 312	25 187	25 187	27 243	
TOTAL.....	-	-	-	-	24 312	25 187	25 187	27 243	
6557290	HAT BODIES NES							(NO)	
ECUADOR.....	18 852	37 643	37 665	39 072	378 145	710 972	711 017	731 328	

Table 2. Schedule A Commodity by Country of Origin, Customs, F.a.s., and C.i.f. Values—Continued

(See "Explanation of Statistics" for information on coverage, definitions of Customs, f.a.s., and c.i.f. values, sources of error in the data, OTH CTY (other countries), and other definitions and features of the import statistics. Shipments valued less than \$251 are shown only under Schedule A commodity number 990.0000 and excluded from all other commodities.)

Country of origin	Schedule A commodity number, description and unit of quantity								
	Current month				Cumulative, January to date				
	Net quantity	Value (dollars)			Net quantity	Value (dollars)			
Customs		F.a.s.	C.i.f.	Customs		F.a.s.	C.i.f.		
ITALY.....	716	825	868	1 174	26 312	41 260	41 938	46 622	
PHIL R.....	25 215	15 303	15 388	18 620	92 439	112 268	112 933	120 438	
CHINA M.....	44 420	15 376	15 407	16 562	2 943 101	898 345	892 303	968 626	
HG KONG.....	2 880	1 008	1 008	1 208	111 755	32 316	32 219	36 138	
CHINA T.....	1 200	2 480	2 480	2 739	254 984	242 531	242 531	253 634	
JAPAN.....	-	-	-	-	29 725	48 595	48 639	51 036	
OTH CTY.....	8 520	2 875	2 875	3 192	69 782	41 224	41 244	47 634	
TOTAL.....	101 803	75 510	75 691	82 567	3 906 243	2 127 511	2 122 824	2 255 456	
6558100	WADDING AND ARTICLES OF WADDING ETC (LB)								
CANADA.....	34 514	44 705	45 599	45 838	192 937	220 956	223 269	227 530	
MEXICO.....	87 177	17 551	17 714	17 714	383 963	78 884	79 646	79 686	
HAITI.....	14 065	2 782	2 782	3 418	318 548	66 261	65 416	76 979	
DENMARK.....	-	-	-	-	51 979	31 396	31 118	39 052	
U KING.....	111 387	134 453	138 278	170 315	693 242	782 563	805 965	946 801	
FRANCE.....	39 107	45 368	45 374	48 550	164 996	203 692	203 698	217 950	
W GERM.....	43 430	130 069	130 143	138 541	183 443	558 136	558 515	592 077	
ITALY.....	2 029	7 519	7 526	8 840	33 711	94 425	94 439	108 815	
JAPAN.....	44 385	858 851	850 622	881 488	431 014	4 234 293	4 207 766	4 408 160	
OTH CTY.....	6 571	17 973	13 189	19 928	43 915	115 049	115 872	128 638	
TOTAL.....	382 665	1 259 271	1 256 227	1 334 632	2 497 748	6 385 655	6 385 704	6 825 686	
6558200	WICKS, TEXTILE, TUBULAR KNITTED GAS MANTLE FABRICS A INCANDESCENT GAS MANTLES								
BRAZIL.....	-	-	-	-	-	40 608	40 608	44 986	
U KING.....	-	17 006	17 006	18 350	-	99 922	99 922	109 977	
MALTA.....	-	6 400	6 400	6 991	-	63 619	62 608	71 095	
OTH CTY.....	-	5 292	5 292	6 013	-	54 230	53 208	56 725	
TOTAL.....	-	28 698	28 698	31 354	-	258 379	256 346	282 783	
6558320	FABRIC, SILK OR MANMADE FIBER, WOVEN, FOR STENCILING PURPOSES (SYD)								
FRANCE.....	1 014	2 673	2 673	2 803	13 095	40 489	40 489	42 623	
SWITZLD.....	43 194	146 278	143 480	148 353	205 262	713 523	697 981	727 974	
ITALY.....	73 958	201 885	202 723	210 801	337 444	774 769	774 928	802 115	
JAPAN.....	34 056	61 608	62 041	63 337	247 839	509 633	512 611	529 438	
OTH CTY.....	-	-	-	-	90	672	678	691	
TOTAL.....	152 222	412 444	410 917	425 294	803 730	2 039 086	2 026 687	2 102 841	
6558340	FABRICS AND ARTICLES TEXTILE NES, USED IN MACHINERY OR PLANT (LB)								
CANADA.....	4 060	27 780	28 290	28 420	28 119	232 752	229 979	234 135	
SWEDEN.....	381	5 792	5 792	7 160	5 208	70 055	70 320	79 654	
U KING.....	18 790	93 167	92 973	97 397	143 255	624 463	624 338	654 284	
W GERM.....	4 966	60 423	60 464	66 100	25 133	344 728	344 896	369 602	
SWITZLD.....	1 768	63 020	63 045	64 464	21 521	462 243	458 761	475 041	
JAPAN.....	317	3 538	3 538	3 591	114 849	597 167	593 257	615 871	
OTH CTY.....	771	11 253	11 269	12 168	6 259	85 581	86 193	92 500	
TOTAL.....	31 053	264 973	265 371	279 300	344 344	2 416 989	2 407 744	2 521 087	
6559100	TEXTILE HOSEPIPING AND SIMILAR TUBING (LB)								
CANADA.....	57 440	168 504	169 437	169 443	201 790	594 527	596 443	596 639	
U KING.....	-	-	-	-	9 926	32 347	32 347	34 565	
FRANCE.....	3 859	11 900	11 900	12 310	28 748	86 136	85 389	89 112	
AUSTRIA.....	1 782	3 802	3 802	3 802	10 817	38 265	38 265	39 525	
OTH CTY.....	-	-	-	-	5 872	14 636	14 636	15 118	
TOTAL.....	63 081	184 206	185 139	185 555	257 153	765 911	767 080	774 959	
6559200	TRANSMISSION, CONVEYOR OR ELEVATOR BELTS OR BELTING OF TEXTILE MATERIALS (LB)								
CANADA.....	570	2 967	2 990	2 990	10 224	31 209	31 386	31 435	
W GERM.....	1 826	57 439	55 543	59 058	11 136	377 142	356 743	386 613	
OTH CTY.....	147	3 954	3 901	4 237	5 377	67 109	66 831	70 072	
TOTAL.....	2 543	64 360	62 434	66 285	26 737	475 460	454 960	488 120	
6561000	BAGS AND SACKS OF TEXTILE MATERIALS (LB)								
CANADA.....	319	451	456	456	249 547	94 833	96 128	96 220	
U KING.....	39 348	53 889	53 889	58 209	134 540	223 397	223 397	243 834	
INDIA.....	-	-	-	-	967 305	292 625	292 259	332 287	
BNGLDSH.....	11 522	3 377	3 377	4 036	234 334	59 724	59 724	72 423	
HG KONG.....	37 200	40 644	40 644	43 600	79 340	72 329	72 329	77 836	
OTH CTY.....	21 412	4 945	4 945	5 595	260 681	64 734	64 446	69 756	
TOTAL.....	109 801	103 306	103 311	111 896	1 925 747	807 642	808 283	892 356	
6566100	BLANKETS AND TRAVELLING RUGS OF WOOL (NO)								
U KING.....	4 501	78 191	78 945	84 749	16 812	279 777	280 437	301 793	
OTH CTY.....	1 558	24 554	25 005	27 393	12 220	150 434	151 436	164 247	
TOTAL.....	6 059	102 745	103 950	112 162	29 032	430 211	431 873	466 040	
6566500	BLANKETS AND TRAVELLING RUGS NES (LB)								
U KING.....	15 366	42 994	43 166	47 740	41 059	152 968	150 153	166 301	
W GERM.....	9 529	32 695	32 695	35 069	34 569	112 422	112 362	122 152	
PORTUGL.....	1 439	7 247	7 247	8 086	5 943	32 169	32 170	35 732	
OTH CTY.....	21 768	34 995	35 114	36 059	39 083	94 782	95 200	105 873	
TOTAL.....	48 102	117 931	118 222	126 954	120 654	392 341	389 885	430 058	

Table 2. Schedule A Commodity by Country of Origin, Customs, F.a.s., and C.i.f. Values—Continued

(See "Explanation of Statistics" for information on coverage, definitions of Customs, f.a.s., and c.i.f. values, sources of error in the data, OTH CTY (other countries), and other definitions and features of the import statistics. Shipments valued less than \$251 are shown only under Schedule A commodity number 990.0000 and excluded from all other commodities.)

Country of origin	Schedule A commodity number, description and unit of quantity								
	Net quantity	Current month			Net quantity	Cumulative, January to date			
		Value (dollars)				Value (dollars)			
		Customs	F.a.s.	C.i.f.		Customs	F.a.s.	C.i.f.	
6569110	SHEETS & PILLOWCASES VEGETABLE FIBERS							(NO)	
FRANCE.....	369	13 740	13 740	14 157	3 460	61 233	61 109	63 134	
INDIA.....	12 615	4 422	4 422	5 078	159 084	79 119	79 124	87 072	
CHINA T.....	75 552	28 029	28 029	30 053	418 220	144 713	144 713	153 863	
OTH CTY.....	8 974	13 231	13 333	14 848	170 179	159 667	159 663	172 074	
TOTAL.....	97 510	59 422	59 524	64 066	750 943	444 732	444 609	476 143	
6569120	BEDDING NES							(LB)	
PANAMA.....	-	-	-	-	26 707	43 523	43 523	47 262	
DENMARK.....	635	3 450	3 450	3 630	14 085	127 467	127 467	129 204	
U KING.....	206	1 206	1 206	1 264	7 825	38 040	38 021	42 461	
IRELAND.....	915	4 561	4 561	5 122	21 531	100 505	100 505	112 703	
W GERM.....	7 774	83 389	83 389	85 414	29 139	334 217	334 217	344 624	
POLAND.....	133 992	140 057	140 057	150 203	316 135	321 236	321 236	346 953	
SPAIN.....	21 758	61 915	62 269	65 170	211 925	357 218	357 480	382 828	
ITALY.....	36 035	91 082	91 631	99 071	85 940	235 204	235 645	258 469	
ISRAEL.....	17 833	56 885	56 885	60 542	101 096	320 578	320 854	342 510	
INDIA.....	133 913	245 614	245 614	267 320	735 362	1 341 911	1 345 214	1 463 343	
PAKISTN.....	7 393	9 756	10 476	12 509	154 779	111 619	112 339	129 094	
KOR REP.....	-	-	-	-	60 490	182 638	182 638	198 821	
HG KONG.....	480	1 920	1 920	1 985	2 793	32 130	32 130	33 858	
CHINA T.....	21 118	21 060	21 060	23 261	38 230	58 867	58 825	63 066	
JAPAN.....	54 849	104 704	104 650	116 221	302 974	540 102	539 637	592 415	
OTH CTY.....	11 463	33 260	33 304	35 599	72 573	213 948	185 121	204 482	
TOTAL.....	448 364	858 859	860 472	927 311	2 181 584	4 359 203	4 334 852	4 692 093	
6569130	FURNISHINGS NES LACE							(LB)	
U KING.....	5 871	41 308	41 535	43 740	30 788	194 992	194 961	207 465	
BELGIUM.....	16 935	54 495	54 544	57 461	45 464	173 033	173 082	182 853	
FRANCE.....	1 896	21 223	21 382	22 415	5 020	52 202	52 790	56 593	
SPAIN.....	2 600	11 428	11 428	11 989	11 075	51 958	51 491	53 997	
JAPAN.....	-	-	-	-	8 171	37 743	37 743	40 217	
OTH CTY.....	550	5 149	5 089	5 477	21 636	80 536	79 124	92 128	
TOTAL.....	27 852	133 603	133 978	141 082	122 154	590 464	589 191	633 253	
6569135	NET FURNISHINGS AND FURNISHINGS NES ORNAMENTED							(LB)	
MEXICO.....	13 146	25 692	25 744	25 744	51 887	92 573	92 921	93 902	
HAITI.....	2 187	20 794	20 725	21 246	12 512	102 185	102 091	106 169	
COLOMB.....	2 515	5 401	5 401	6 404	22 296	38 349	38 349	47 781	
BELGIUM.....	4 489	27 936	27 707	29 966	43 064	181 800	181 119	196 004	
FRANCE.....	9 995	118 696	118 754	126 969	91 751	1 015 317	1 015 711	1 067 849	
W GERM.....	211	4 572	4 572	4 827	4 635	60 270	60 524	65 054	
SWITZLD.....	3 947	51 169	51 872	55 469	23 358	346 524	350 213	372 767	
POLAND.....	-	-	-	-	3 807	35 929	39 627	40 638	
AZORES.....	1 022	11 776	11 140	12 075	4 403	56 133	54 220	58 201	
SPAIN.....	20 613	40 398	39 677	42 509	30 892	73 271	72 532	77 429	
PORTUGL.....	2 692	15 084	15 084	15 815	17 109	117 642	116 917	123 103	
ITALY.....	399	6 950	6 990	7 438	5 560	50 851	51 116	54 592	
INDIA.....	25 630	51 180	51 180	70 848	65 835	152 260	152 269	198 691	
BNGLDSH.....	832	2 981	2 981	3 751	24 748	60 211	60 211	80 926	
PHIL R.....	78 561	143 692	143 654	165 705	333 376	590 166	592 817	686 311	
CHINA M.....	4 230	14 724	14 724	15 747	20 071	46 074	46 149	50 821	
KOR REP.....	-	-	-	-	33 324	99 051	99 051	102 508	
HG KONG.....	7 054	37 001	37 001	40 962	30 413	155 224	155 385	171 918	
CHINA T.....	142 685	123 803	125 463	151 792	582 910	545 106	551 137	658 329	
JAPAN.....	50 403	106 469	108 473	120 272	194 284	477 273	477 806	529 122	
MADEIRA.....	1 058	31 390	31 405	32 401	4 067	106 304	106 219	110 400	
OTH CTY.....	5 491	37 364	36 990	41 470	30 447	144 208	144 014	160 955	
TOTAL.....	377 160	877 072	879 537	991 410	1 630 749	4 546 721	4 560 398	5 053 470	
6569150	CURTAINS AND DRAPES OF VEGETABLE FIBERS NOT ORNAMENTED							(NO)	
OTH CTY.....	960	2 836	2 836	3 446	24 594	34 776	34 956	39 639	
TOTAL.....	960	2 836	2 836	3 446	24 594	34 776	34 956	39 639	
6569164	COTTON SHOP TOWELS NOT ORNAMENTED, NOT JACQUARD-FIGURED, NOT PILE OR TUFTED							(NO)	
INDIA.....	19 200	3 254	3 254	3 440	1 067 600	110 541	110 541	121 984	
PAKISTN.....	87 500	3 431	3 431	4 028	971 900	59 160	59 160	66 909	
SINGAPR.....	62 500	6 700	6 700	7 125	3 500 000	223 500	223 500	240 225	
HG KONG.....	647 500	40 368	40 368	42 860	3 253 625	226 898	229 455	244 036	
OTH CTY.....	-	-	-	-	116 500	9 361	9 361	10 037	
TOTAL.....	816 700	53 753	53 753	57 453	8 909 625	629 460	632 017	683 191	
6569168	TOWELS NES OF VEGETABLE FIBERS NES NOT ORNAMENTED							(NO)	
SALVADR.....	71 013	75 976	75 975	84 662	299 442	377 973	379 729	409 926	
COLOMB.....	93 783	43 649	45 649	47 579	102 607	54 278	56 278	58 749	
BRAZIL.....	187 872	98 967	98 967	112 531	1 953 393	2 203 177	2 178 531	2 391 439	
ARGENT.....	-	-	-	-	91 908	75 365	75 365	86 602	
U KING.....	17 733	24 276	24 279	24 864	115 746	128 142	127 489	131 303	
IRELAND.....	7 116	10 608	10 608	10 799	41 045	65 039	65 203	69 553	
BELGIUM.....	206 012	58 596	59 408	62 127	461 252	200 322	200 495	211 125	
POLAND.....	37 800	42 185	42 185	46 588	38 345	43 624	43 624	48 137	
INDIA.....	192 120	36 480	36 480	42 963	2 768 457	768 355	768 355	858 899	
PAKISTN.....	1 306 320	227 845	227 175	259 476	7 045 484	1 465 048	1 459 458	1 649 650	

Table 2. Schedule A Commodity by Country of Origin, Customs, F.a.s., and C.i.f. Values—Continued

(See "Explanation of Statistics" for information on coverage, definitions of Customs, f.a.s., and c.i.f. values, sources of error in the data, OTH CTY (other countries), and other definitions and features of the import statistics. Shipments valued less than \$251 are shown only under Schedule A commodity number 990.0000 and excluded from all other commodities.)

Country of origin	Schedule A commodity number, description and unit of quantity							
	Current month				Cumulative, January to date			
	Net quantity	Value (dollars)			Net quantity	Value (dollars)		
Customs		F.a.s.	C.i.f.	Customs		F.a.s.	C.i.f.	
BNGLD SH.....	-	-	-	-	277 208	99 594	99 553	113 129
MALAYSIA.....	55 008	14 644	11 644	12 800	486 944	163 615	159 952	173 200
SINGAPR.....	-	-	-	-	1 785 904	119 394	119 394	127 599
CHINA M.....	18 000	2 134	2 134	2 298	211 836	70 495	70 654	74 879
KOR REP.....	58 560	41 248	41 248	46 443	605 844	503 027	503 920	565 413
HG KONG.....	389 856	162 772	163 580	176 757	3 781 406	2 480 457	2 446 314	2 681 841
CHINA T.....	14 400	12 600	12 600	14 255	699 576	449 065	447 020	493 944
JAPAN.....	69 444	38 395	28 395	30 843	314 764	227 054	216 974	237 096
OTH CTY.....	14 976	18 788	18 817	19 822	76 341	62 442	62 438	66 573
TOTAL.....	2 740 013	909 163	899 144	994 807	21 157 502	9 556 466	9 480 746	10 449 057
6569170	TABLECLOTHS AND NAPKINS OF VEGETABLE FIBER NOT ORNAMENTED							(LB)
FINLAND.....	2 010	26 519	23 055	23 663	5 035	43 036	39 499	42 016
U KING.....	8 714	68 457	68 384	70 514	37 280	265 642	265 714	276 171
IRELAND.....	631	4 646	4 646	5 198	4 512	32 389	32 532	34 059
BELGIUM.....	13 266	64 702	64 702	66 169	44 162	194 042	194 061	202 211
W GERM.....	268	2 328	2 328	2 631	6 565	43 495	43 501	45 545
CZECHO.....	9 839	14 962	15 011	15 901	79 581	134 688	134 449	143 115
ITALY.....	14 429	47 542	47 329	49 539	23 421	81 326	81 112	84 769
INDIA.....	1 523	7 906	7 906	8 628	68 978	88 425	88 424	96 228
PAKISTN.....	8 851	12 158	12 158	13 462	38 535	60 790	61 107	66 110
MALAYSIA.....	5 720	6 870	6 870	7 280	96 100	141 131	141 131	148 512
KOR REP.....	50 089	41 680	41 680	44 979	104 730	89 652	89 652	96 428
HG KONG.....	23 580	31 633	31 633	33 265	139 493	207 976	207 976	215 795
JAPAN.....	33 569	54 665	54 665	58 394	101 173	180 785	181 126	192 430
OTH CTY.....	5 113	17 810	17 810	19 485	39 832	138 646	139 830	152 388
TOTAL.....	177 602	401 878	398 177	419 108	789 397	1 702 023	1 700 114	1 795 777
6569190	FURNISHINGS OF TEXTILE MATERIALS NOT ORNAMENTED NES							(LB)
BRAZIL.....	-	69 552	69 552	74 559	-	292 990	293 139	317 946
SWEDEN.....	-	17 173	17 173	18 231	-	76 008	76 011	81 011
FINLAND.....	-	12 308	12 308	12 703	-	38 283	35 243	36 723
DENMARK.....	-	15 301	15 301	16 013	-	40 940	41 815	43 184
U KING.....	-	28 492	28 141	29 853	-	137 130	136 582	144 645
IRELAND.....	-	7 476	7 476	8 165	-	37 455	37 365	40 143
BELGIUM.....	-	22 887	22 887	24 162	-	168 780	168 780	174 446
FRANCE.....	-	3 184	3 184	3 329	-	219 531	218 538	223 936
POLAND.....	-	45 704	45 704	48 048	-	89 682	89 682	93 887
SPAIN.....	-	54 466	53 466	54 983	-	334 315	333 046	346 504
ITALY.....	-	17 974	18 323	20 107	-	47 699	48 051	52 608
TURKEY.....	-	156 407	156 407	161 565	-	341 465	341 465	353 914
INDIA.....	-	19 762	19 764	24 570	-	169 502	171 223	193 875
PAKISTN.....	-	57 479	57 479	65 484	-	168 331	168 284	192 485
PHIL R.....	-	134 608	133 827	150 698	-	959 579	949 013	1 056 720
CHINA M.....	-	37 323	37 323	41 440	-	80 213	80 234	88 813
KOR REP.....	-	7 280	7 280	8 191	-	58 835	58 835	65 752
HG KONG.....	-	36 324	36 344	41 094	-	211 884	209 796	233 909
CHINA T.....	-	6 745	6 867	8 246	-	43 559	43 627	50 853
JAPAN.....	-	159 638	159 431	174 570	-	730 677	730 432	784 326
OTH CTY.....	-	21 331	21 226	23 409	-	183 661	184 350	201 871
TOTAL.....	-	931 414	929 463	1 009 420	-	4 430 519	4 415 511	4 777 551
6569310	ARTICLES LACE OR NET NES AND OTHER ARTICLES ORNAMENTED, NES							(LB)
HAITI.....	1 603	55 255	55 150	56 066	9 260	287 345	287 487	293 420
FRANCE.....	18 167	92 914	92 853	99 193	95 107	743 350	743 153	788 721
W GERM.....	250	3 374	3 374	3 750	57 090	303 206	272 840	306 614
SWITZLD.....	371	2 762	2 762	2 823	3 697	55 675	55 918	59 186
SPAIN.....	5 106	26 654	25 489	26 818	18 208	82 741	81 248	86 532
ITALY.....	357	2 143	2 143	2 606	27 266	32 219	31 307	34 426
PHIL R.....	3 058	10 383	10 222	11 809	23 039	84 222	78 866	92 080
HG KONG.....	6 309	17 589	17 889	19 337	95 860	150 619	151 586	177 491
CHINA T.....	5 189	23 194	23 307	25 878	103 893	250 732	250 773	274 567
JAPAN.....	20 541	70 821	72 267	79 281	127 569	358 818	368 589	408 814
CNRY I.....	1 210	30 914	29 047	30 332	6 902	100 471	93 280	99 337
OTH CTY.....	12 560	30 644	30 809	32 720	59 222	221 966	219 022	245 468
TOTAL.....	74 721	366 647	365 312	390 613	627 113	2 671 364	2 634 073	2 866 656
6569330	ARTICLES NSPF COTTON NOT ORNAMENTED EXCEPT KNIT							(LB)
CANADA.....	52 800	25 436	26 098	25 916	87 682	142 548	144 413	144 394
MEXICO.....	17 914	120 540	119 723	120 773	117 450	645 445	644 607	647 752
DOM REP.....	9 450	38 350	38 350	39 501	38 549	155 634	155 634	161 986
NORWAY.....	288	1 434	1 434	1 679	3 240	33 123	33 123	35 677
U KING.....	15 379	74 254	61 088	80 091	100 131	472 838	400 083	536 067
NETHLDs.....	1 867	9 555	9 555	10 158	6 036	34 786	34 785	37 554
FRANCE.....	2 035	53 804	53 846	57 132	45 262	341 021	342 742	364 738
W GERM.....	1 513	10 815	10 815	11 460	130 113	519 022	519 118	544 393
SPAIN.....	36 297	37 722	37 722	41 487	64 333	69 947	69 947	77 419
ITALY.....	236	2 200	2 200	2 497	12 623	49 769	50 814	58 818
ISRAEL.....	480	12 913	12 913	13 387	3 286	56 687	56 687	59 393
MALAYSIA.....	3 000	7 486	7 486	8 000	26 250	65 554	65 554	70 000
KOR REP.....	2 645	1 708	1 708	2 392	41 049	46 698	46 698	58 956
HG KONG.....	9 108	26 453	26 472	27 976	59 464	151 568	153 192	172 389
CHINA T.....	21 147	57 633	57 633	64 101	190 101	387 293	387 970	429 140
JAPAN.....	32 921	77 993	78 005	84 641	211 459	476 640	479 958	522 760
OTH CTY.....	14 957	24 186	24 154	27 696	72 183	203 307	203 037	226 233
TOTAL.....	222 037	582 482	569 202	618 887	1 209 211	3 851 880	3 788 362	4 147 669

Table 2. **Schedule A Commodity by Country of Origin, Customs, F.a.s., and C.i.f. Values—Continued**

(See "Explanation of Statistics" for information on coverage, definitions of Customs, f.a.s., and c.i.f. values, sources of error in the data, OTH CTY (other countries), and other definitions and features of the import statistics. Shipments valued less than \$251 are shown only under Schedule A commodity number 990.0000 and excluded from all other commodities.)

Country of origin	Schedule A commodity number, description and unit of quantity							
	Current month				Cumulative, January to date			
	Net quantity	Value (dollars)			Net quantity	Value (dollars)		
Customs		F.a.s.	C.i.f.	Customs		F.a.s.	C.i.f.	
6569350	ARTICLES NSPF MAN-MADE FIBERS NOT ORNAMENTED EXCEPT KNIT							(LB)
CANADA.....	9 095	31 213	31 600	31 622	100 281	347 348	351 137	356 977
MEXICO.....	3 601	11 547	11 317	11 439	78 939	147 537	147 395	147 901
HAITI.....	1 564	18 758	18 870	19 609	11 852	127 352	125 763	131 264
SWEDEN.....	1 823	9 660	9 660	10 678	12 235	52 960	52 815	60 256
U KING.....	11 492	57 395	57 395	66 865	52 980	307 811	307 526	335 810
BELGIUM.....	329	14 550	14 550	15 166	1 132	61 890	60 310	62 225
FRANCE.....	863	6 188	6 188	6 833	15 012	78 146	79 089	83 259
W GERM.....	2 387	35 449	35 449	37 083	31 722	183 505	182 812	203 103
SWITZLD.....	634	5 954	5 954	6 550	6 276	31 332	31 422	35 538
PORTUGL.....	-	-	-	-	102 901	87 585	87 596	93 228
ITALY.....	397	7 703	7 703	8 344	77 692	205 492	202 677	219 854
KOR REP.....	51 921	38 888	38 888	44 259	457 524	825 433	825 747	882 346
HG KONG.....	2 780	7 681	7 690	8 431	38 430	139 393	140 559	155 252
CHINA T.....	16 786	160 153	160 497	173 480	164 248	908 374	910 022	987 970
JAPAN.....	67 712	285 110	285 297	304 338	744 693	2 669 005	2 676 135	2 848 846
OTH CTY.....	4 815	15 941	15 938	17 203	56 754	113 493	113 208	126 370
TOTAL.....	176 199	706 190	706 996	761 900	1 952 671	6 287 656	6 294 213	6 730 199
6569370	ARTICLES, MADE-UP, NES, OF TEXTILE MATERIAL							(LB)
CANADA.....	15 120	4 274	4 474	4 474	257 291	113 290	111 335	111 564
MEXICO.....	20 445	21 062	20 485	20 501	179 474	216 303	205 590	218 066
HAITI.....	734	8 185	8 185	8 354	17 126	56 858	56 858	58 539
BRAZIL.....	149 538	284 075	284 075	296 723	588 161	1 151 353	1 109 691	1 170 801
U KING.....	3 412	11 388	11 388	12 615	46 437	153 128	153 060	165 951
IRELAND.....	44 979	48 323	48 323	51 024	68 596	72 952	72 987	77 396
BELGIUM.....	10 282	12 035	12 035	12 805	29 042	55 192	55 124	59 209
FRANCE.....	75 795	85 944	85 944	91 462	380 321	438 989	439 488	476 487
SWITZLD.....	-	-	-	-	2 838	70 379	70 679	73 974
POLAND.....	70 376	106 634	106 634	112 031	524 923	792 896	792 896	838 323
SPAIN.....	-	-	-	-	76 602	61 848	61 847	75 690
PHIL R.....	20 213	36 775	36 775	41 601	81 822	140 012	139 868	160 185
CHINA M.....	806	5 703	5 944	6 586	47 682	73 155	73 846	81 894
KOR REP.....	2 234	8 131	8 147	8 652	11 269	59 613	59 629	62 539
HG KONG.....	159	895	895	1 021	36 543	69 693	69 591	76 700
CHINA T.....	13 568	16 590	16 591	20 960	86 894	107 376	107 936	124 928
JAPAN.....	953	9 741	9 771	10 177	21 737	80 045	80 060	86 302
OTH CTY.....	6 147	17 887	17 902	20 840	77 301	145 154	146 496	168 496
TOTAL.....	434 761	677 642	677 568	719 826	2 534 059	3 858 236	3 806 981	4 087 046
6574020	LINOLEUM, INLAID							(SYD)
OTH CTY.....	-	-	-	-	301	1 097	1 300	1 300
TOTAL.....	-	-	-	-	301	1 097	1 300	1 300
6574040	LINOLEUM, EXCEPT INLAID							(SYD)
U KING.....	34 709	139 663	139 166	154 144	207 248	608 390	608 839	672 317
NETHLDs.....	47 547	210 084	210 007	229 848	212 201	831 403	830 328	906 212
W GERM.....	-	-	-	-	7 717	39 730	39 730	42 981
OTH CTY.....	80	540	557	557	1 926	8 019	8 056	8 748
TOTAL.....	82 336	350 287	349 730	384 549	429 092	1 487 542	1 486 953	1 630 258
6574060	FLOOR COVERINGS SIMILAR TO LINOLEUM, NES							(SYD)
CANADA.....	-	37 796	38 715	38 715	-	170 296	172 824	174 567
SWEDEN.....	-	70 489	70 464	75 089	-	342 455	341 596	365 871
FINLAND.....	-	6 252	5 925	6 636	-	33 911	33 321	38 584
U KING.....	-	22 644	22 644	25 443	-	263 384	253 479	295 344
W GERM.....	-	172 142	173 900	186 034	-	946 701	947 355	1 031 487
ITALY.....	-	1 806	1 814	3 163	-	75 906	76 036	84 908
CHINA T.....	-	40 636	40 636	46 232	-	230 099	230 099	270 096
JAPAN.....	-	23 433	23 128	25 693	-	78 094	77 297	85 308
OTH CTY.....	-	15 223	14 985	17 979	-	76 014	75 487	84 567
TOTAL.....	-	390 421	392 211	424 984	-	2 216 860	2 207 494	2 430 732
6575010	FLOOR COVERINGS WITH PILE OR TUFT HAND-INSERTED OR HAND-KNOTTED							(SFT)
U KING.....	6 935	58 492	58 492	59 925	18 727	89 983	89 989	93 134
W GERM.....	666	3 374	3 374	3 660	29 267	132 751	132 967	138 293
SPAIN.....	1 137	7 535	7 535	8 626	13 114	80 205	79 922	87 200
PORTUGL.....	11 311	22 228	22 112	25 311	91 168	224 261	222 833	248 096
TURKEY.....	11 451	76 942	76 942	79 927	43 833	297 690	297 690	306 302
IRAN.....	179 264	1 455 347	1 463 462	1 526 978	1 196 850	6 783 178	6 797 221	7 052 580
AFGHAN.....	14 515	62 530	62 461	67 418	95 257	258 844	259 004	277 004
INDIA.....	351 688	899 391	898 516	1 025 826	2 563 482	6 306 429	6 293 804	7 075 506
PAKISTAN.....	72 290	276 478	276 508	292 257	524 232	2 252 418	2 250 375	2 394 282
CHINA M.....	1 325	8 229	8 229	8 516	50 013	419 613	419 594	428 618
CHINA T.....	3 332	20 534	20 534	21 273	22 098	133 791	133 791	138 903
JAPAN.....	-	-	-	-	14 548	86 792	86 792	89 813
MOROC.....	2 388	10 642	10 642	12 681	16 017	57 166	57 962	64 170
OTH CTY.....	9 314	43 384	43 384	46 695	73 222	205 871	205 877	224 494
TOTAL.....	665 616	2 945 106	2 952 191	3 179 093	4 751 828	17 328 992	17 327 821	18 618 395
6575030	FLOOR COVERING OVER 50% WOOL PILE OR TUFT IN PRE-EXISTING BASE NT OV 40CT PER SFT							(SFT)
OTH CTY.....	-	-	-	-	6 442	1 428	1 428	1 762
TOTAL.....	-	-	-	-	6 442	1 428	1 428	1 762

Table 2. Schedule A Commodity by Country of Origin, Customs, F.a.s., and C.i.f. Values—Continued

(See "Explanation of Statistics" for information on coverage, definitions of Customs, f.a.s., and c.i.f. values, sources of error in the data, OTH CTY (other countries), and other definitions and features of the import statistics. Shipments valued less than \$251 are shown only under Schedule A commodity number 990.0000 and excluded from all other commodities.)

Country of origin	Schedule A commodity number, description and unit of quantity							
	Current month				Cumulative, January to date			
	Net quantity	Value (dollars)			Net quantity	Value (dollars)		
Customs		F.a.s.	C.i.f.	Customs		F.a.s.	C.i.f.	
6575050	FLOOR COVERING OVER 50% WOOL PILE OR TUFT IN PRE-EXISTING BASE OVER 40CT PER SFT							(SFT)
U KING.....	13 211	15 987	16 025	17 496	41 375	50 800	50 967	55 254
PORTUGL.....	5 873	22 746	21 813	23 500	36 479	209 956	207 296	221 596
INDIA.....	3 338	17 023	17 410	19 235	26 400	76 651	74 003	80 358
SINGAPR.....	3 378	14 905	12 837	16 131	16 566	74 458	68 670	83 200
HG KONG.....	19 172	75 092	74 242	81 967	100 641	397 978	389 436	432 800
CHINA T.....	13 145	10 819	9 719	10 962	73 651	62 109	61 009	68 240
JAPAN.....	6 617	24 350	24 350	25 451	33 433	126 963	126 619	133 520
OTH CTY.....	19 018	25 602	25 602	29 346	69 284	170 688	170 564	190 595
TOTAL.....	83 752	206 524	201 998	224 088	397 829	1 169 603	1 148 564	1 265 563
6575070	CARPETS, CARPETING AND RUGS KNOTTED NES							(SFT)
W GERM.....	6 626	9 359	8 675	9 885	44 438	68 255	59 179	72 554
JAPAN.....	61 496	69 205	69 202	76 591	289 699	321 171	321 166	355 216
OTH CTY.....	8 494	17 073	17 278	18 171	120 175	105 991	104 108	118 070
TOTAL.....	76 616	95 637	95 155	104 647	454 312	495 417	484 453	545 840
6576010	FLOOR COVERINGS COTTON PILE OR TUFT NOT HAND-INSERTED OR HAND-KNOTTED							(SFT)
BELGIUM.....	231 036	126 060	125 820	134 698	2 506 402	1 144 980	1 145 917	1 221 676
ITALY.....	-	-	-	-	144 281	65 469	65 469	72 935
OTH CTY.....	7 135	2 325	2 325	2 393	54 229	19 603	19 603	20 693
TOTAL.....	238 171	128 385	128 145	137 091	2 704 912	1 230 052	1 230 989	1 315 304
6576015	FLOOR COVERINGS COIR PILE NOT INSERTED OR KNOTTED BY HAND							(SFT)
INDIA.....	64 093	33 211	33 210	42 291	569 399	225 708	226 517	286 771
OTH CTY.....	3 239	4 793	4 875	5 073	74 846	56 458	56 864	61 412
TOTAL.....	67 332	38 004	38 085	47 364	644 245	282 166	283 381	348 183
6576020	FLOOR COVERINGS OF PILE OR TUFTED CONSTRUCTION NES, OF TEXTILE MATERIALS							(SFT)
CANADA.....	763 422	85 571	87 015	87 142	3 650 479	360 929	359 757	360 962
SWEDEN.....	-	-	-	-	48 019	62 088	62 667	77 290
DENMARK.....	331 043	319 612	311 412	333 650	1 607 986	1 272 873	1 249 424	1 353 419
U KING.....	466 553	586 192	572 572	633 348	2 883 566	3 542 811	3 505 402	3 850 409
IRELAND.....	141 101	147 096	159 956	167 153	852 023	870 890	925 868	971 407
NETHLDs.....	67 687	100 171	97 589	102 459	575 770	766 089	751 441	789 590
BELGIUM.....	777 495	784 593	783 631	823 865	4 717 241	4 310 160	4 333 776	4 539 346
FRANCE.....	26 814	43 369	43 132	45 046	53 062	86 867	86 605	93 470
W GERM.....	11 195	23 798	23 789	27 131	183 188	339 114	339 560	369 590
SWITZLD.....	7 759	17 422	17 422	18 163	65 089	178 762	178 442	193 727
SPAIN.....	9 510	12 532	12 532	13 576	69 852	85 314	85 314	92 981
MALTA.....	-	-	-	-	61 463	40 916	40 916	42 891
ITALY.....	9 941	10 976	10 976	11 463	133 797	119 999	120 239	129 548
GREECE.....	52 611	39 310	39 310	41 606	202 945	179 078	179 078	190 431
JAPAN.....	130	435	435	445	95 514	98 510	98 510	104 437
OTH CTY.....	4 226	4 610	4 610	6 722	86 201	85 353	85 314	100 688
TOTAL.....	2 669 487	2 175 687	2 164 381	2 311 769	15 286 195	12 399 753	12 402 313	13 260 186
6576030	FLOOR COVERINGS OF BRAIDS EXCEPT TUBULAR BRAIDS WITH A CORE							(SFT)
JAPAN.....	14 124	9 112	9 112	10 708	137 630	61 761	61 761	69 007
OTH CTY.....	8 217	4 907	4 907	6 295	46 748	23 100	23 253	28 101
TOTAL.....	22 341	14 019	14 019	17 003	184 378	84 861	85 014	97 108
6576040	FLOOR COVERINGS OF CORDS, STRIPS ETC OVER 50% WOOL BY WEIGHT							(SFT)
OTH CTY.....	155	883	883	951	9 489	13 578	13 578	15 005
TOTAL.....	155	883	883	951	9 489	13 578	13 578	15 005
6576050	FLOOR COVERINGS, WOOL NES OF CORDS, STRIPS ETC							(SFT)
OTH CTY.....	12	1 100	1 100	1 197	1 088	3 063	3 091	3 253
TOTAL.....	12	1 100	1 100	1 197	1 088	3 063	3 091	3 253
6576060	FLOOR COVERINGS, MAN-MADE FIBERS, OF CORDS, STRIPS ETC							(SFT)
JAPAN.....	2 304 028	490 300	489 100	604 291	14 329 192	3 116 097	3 119 706	3 904 119
OTH CTY.....	47	1 618	1 697	1 827	8 878	11 116	11 346	12 764
TOTAL.....	2 304 075	491 918	490 797	606 118	14 338 070	3 127 213	3 131 052	3 916 883
6576070	FLOOR COVERINGS, TEXTILE MATERIALS NES, OF CORDS, STRIPS, ETC							(SFT)
OTH CTY.....	25 769	6 708	6 676	9 198	204 631	47 745	47 168	65 040
TOTAL.....	25 769	6 708	6 676	9 198	204 631	47 745	47 168	65 040
6576080	FLOOR COVERINGS WOOL NOT WOVEN ON A POWER-DRIVEN LOOM							(SFT)
MEXICO.....	17 922	25 699	26 011	26 067	106 835	129 664	130 328	131 371
IRELAND.....	1 954	7 731	7 591	8 509	36 399	102 465	102 283	111 977
W GERM.....	8 825	13 848	13 848	15 323	78 549	114 021	114 779	122 585
POLAND.....	8 664	24 953	24 953	25 671	34 059	92 148	91 954	95 420
TURKEY.....	498	2 767	2 767	3 051	54 899	66 846	67 136	71 210
LEBANON.....	-	-	-	-	3 236	34 663	34 674	36 199
IRAN.....	904	33 405	33 405	33 976	59 611	266 158	266 179	278 713
INDIA.....	158 061	146 261	135 710	161 343	562 887	440 431	429 940	498 487
PAKISTN.....	878	4 362	4 362	4 966	17 254	83 621	84 746	96 024

Table 2. **Schedule A Commodity by Country of Origin, Customs, F.a.s., and C.i.f. Values—Continued**

(See "Explanation of Statistics" for information on coverage, definitions of Customs, f.a.s., and c.i.f. values, sources of error in the data, OTH CTY (other countries), and other definitions and features of the import statistics. Shipments valued less than \$251 are shown only under Schedule A commodity number 990.0000 and excluded from all other commodities.)

Country of origin	Schedule A commodity number, description and unit of quantity							
	Current month				Cumulative, January to date			
	Net quantity	Value (dollars)			Net quantity	Value (dollars)		
Customs		F.a.s.	C.i.f.	Customs		F.a.s.	C.i.f.	
JAPAN.....	-	-	-	-	51 084	38 312	38 312	49 004
OTH CTY.....	33 788	41 682	41 625	46 662	137 507	221 925	221 637	263 326
TOTAL.....	231 494	300 708	290 272	325 768	1 142 320	1 590 254	1 561 968	1 754 316
6576065	FLOOR COVERINGS OF WOOL NES							(SFT)
NETHLDs.....	13 978	12 456	12 456	13 028	105 911	117 261	117 261	123 009
SPAIN.....	64 366	45 296	45 296	49 889	80 713	59 230	59 470	65 606
IRAN.....	-	-	-	-	5 001	32 902	32 602	36 459
INDIA.....	19 789	10 059	10 059	11 088	102 590	43 687	43 587	49 889
OTH CTY.....	4 357	8 456	8 304	9 239	77 067	100 356	99 385	109 498
TOTAL.....	102 490	76 267	76 115	83 244	371 282	353 436	352 305	384 461
6576090	CARPETS, CARPETING AND RUGS NES							(SFT)
MEXICO.....	153 243	34 906	34 906	34 906	570 167	150 338	150 338	150 369
SWEDEN.....	-	-	-	-	125 154	102 835	102 837	110 847
IRELAND.....	125 969	57 910	57 910	63 295	860 986	411 671	411 670	447 719
NETHLDs.....	127 842	88 217	88 917	93 412	777 154	483 363	399 093	510 250
BELGIUM.....	3 208	1 776	1 776	2 153	110 638	56 269	55 467	59 478
FRANCE.....	163	1 759	1 759	1 903	32 171	41 551	40 787	44 986
W GERM.....	307 157	127 358	127 358	140 271	661 739	405 742	379 961	443 484
SWITZLD.....	1 701	1 788	1 788	1 878	26 281	31 324	31 324	34 699
INDIA.....	282 529	56 261	56 103	67 724	2 790 699	476 464	477 454	578 430
JAPAN.....	43 296	3 683	3 603	4 922	1 304 012	123 080	123 231	154 758
OTH CTY.....	31 490	15 632	15 761	18 876	152 913	89 036	89 885	103 889
TOTAL.....	1 076 598	389 290	369 881	429 340	7 411 914	2 371 673	2 262 047	2 638 909
6577000	TAPESTRIES NOT MACHINE-PRODUCED							(SYD)
HAITI.....	5 106	56 953	57 003	57 826	12 850	233 678	232 410	236 741
U KING.....	53	1 094	1 094	1 154	834	30 595	30 595	31 197
BELGIUM.....	785	16 899	16 899	17 550	13 897	78 988	78 988	82 748
FRANCE.....	456	101 145	101 145	103 667	28 588	390 891	391 569	401 773
W GERM.....	363	465	465	517	6 217	31 690	31 873	33 811
SPAIN.....	674	17 267	16 825	17 315	3 493	42 741	41 613	43 124
PORTUGL.....	939	10 782	10 938	11 453	48 404	151 261	151 725	157 688
LEBANON.....	-	-	-	-	16 710	73 592	73 592	75 643
ISRAEL.....	-	-	-	-	3 563	108 053	108 053	111 252
CHINA M.....	718	11 609	11 509	11 966	9 005	74 763	74 663	78 857
CHINA T.....	8 726	45 574	45 633	48 365	39 667	214 191	208 474	219 376
CNRY I.....	870	5 626	5 261	5 487	12 874	68 101	63 337	67 046
MADEIRA.....	4 072	44 630	45 229	46 974	29 316	341 483	342 084	354 152
OTH CTY.....	2 288	14 161	14 226	15 804	25 434	209 831	210 225	228 219
TOTAL.....	25 050	326 205	326 227	338 078	250 852	2 049 858	2 039 201	2 121 627
6578020	WEBBING OF RATTAN							(SFT)
HG KONG.....	687 399	202 180	204 819	217 522	1 937 939	609 569	616 889	656 423
OTH CTY.....	-	-	-	-	60 971	23 029	23 029	24 697
TOTAL.....	687 399	202 180	204 819	217 522	1 998 910	632 598	639 918	681 120
6578040	MATS, MATTING, SCREENS, ENVELOPES FOR BOTTLES ETC NES OF VEGETABLE PLAITING MATERIALS							(SFT)
PHIL R.....	-	12 653	12 534	17 487	-	113 954	113 922	160 629
CHINA M.....	-	158 510	178 216	254 305	-	295 919	315 669	445 861
CHINA T.....	-	144 981	144 911	193 533	-	913 275	915 058	1 163 586
JAPAN.....	-	46 012	46 357	54 349	-	406 838	412 157	471 162
OTH CTY.....	-	32 583	32 583	46 304	-	118 751	119 011	162 851
TOTAL.....	-	394 739	414 601	565 978	-	1 848 737	1 875 817	2 404 089
6611000	LIME, INCLUDING HYDRATED							(LB)
CANADA.....	47 466 362	576 840	691 810	691 874	342 269 294	3 885 215	4 697 407	4 697 788
OTH CTY.....	-	-	-	-	45 238	1 333	1 333	1 607
TOTAL.....	47 466 362	576 840	691 810	691 874	342 314 532	3 886 548	4 698 740	4 699 395
6612020	CEMENT, WHITE NONSTAINING PORTLAND							(LB)
BELGIUM.....	-	-	-	-	10 907 910	289 995	290 010	439 943
SPAIN.....	222 775	1 911	1 911	8 369	3 656 695	113 895	113 895	207 082
OTH CTY.....	47 000	2 025	2 025	3 270	537 844	12 963	12 963	17 256
TOTAL.....	269 775	3 936	3 936	11 639	15 102 449	416 853	416 868	664 281
6612030	CEMENT CLINKER							(LB)
CANADA.....	163 141 830	1 190 904	1 190 904	1 416 327	565 864 459	3 882 401	3 916 361	4 375 351
DENMARK.....	-	-	-	-	29 124 970	409 541	409 541	460 734
U KING.....	-	-	-	-	72 275 840	566 931	566 931	689 764
FRANCE.....	62 379 778	429 968	429 968	521 978	341 718 137	2 941 585	2 941 149	3 506 923
W GERM.....	-	-	-	-	59 819 850	456 161	456 161	571 439
SPAIN.....	-	-	-	-	26 455 200	192 000	192 000	312 000
JAPAN.....	-	-	-	-	24 250 820	255 877	255 877	374 001
OTH CTY.....	-	-	-	-	94 004	1 603	1 603	1 603
TOTAL.....	225 521 608	1 620 872	1 620 872	1 938 305	1 119 603 280	8 706 099	8 739 623	10 291 815
6612050	HYDRAULIC CEMENT NES, AND CONCRETE MIXES, WHETHER WET OR DRY							(LB)
CANADA.....	-	2 139 609	2 570 127	2 829 488	-	9 206 463	10 798 541	11 815 151
MEXICO.....	-	313 575	313 575	433 629	-	1 299 723	1 299 720	1 758 983

Table 2. Schedule A Commodity by Country of Origin, Customs, F.a.s., and C.i.f. Values—Continued

(See "Explanation of Statistics" for information on coverage, definitions of Customs, f.a.s., and c.i.f. values, sources of error in the data, OTH CTY (other countries), and other definitions and features of the import statistics. Shipments valued less than \$251 are shown only under Schedule A commodity number 990.0000 and excluded from all other commodities.)

Country of origin	Schedule A commodity number, description and unit of quantity							
	Current month				Cumulative, January to date			
	Net quantity	Value (dollars)			Net quantity	Value (dollars)		
Customs		F.a.s.	C.i.f.	Customs		F.a.s.	C.i.f.	
HONDURA.....	-	-	-	-	-	84 140	84 140	142 751
BAHAMAS.....	-	901 180	901 180	1 026 342	-	4 998 224	4 998 224	5 654 829
COLOMB.....	-	-	-	-	-	64 352	64 352	74 005
SWEDEN.....	-	-	-	-	-	655 577	655 577	958 938
NORWAY.....	-	962 960	962 960	1 448 458	-	3 237 855	3 237 855	4 580 558
DENMARK.....	-	11 398	11 398	14 685	-	57 594	53 906	63 854
U KING.....	-	-	-	-	-	1 740 393	1 740 393	2 392 588
FRANCE.....	-	63 382	54 223	77 226	-	254 747	228 201	320 844
SPAIN.....	-	123 876	123 876	202 846	-	1 866 439	1 866 430	2 837 838
YUGOSLV.....	-	-	-	-	-	35 885	35 885	55 000
OTH CTY.....	-	8 046	8 046	10 359	-	13 965	13 965	18 512
TOTAL.....	-	4 524 026	4 945 385	6 043 033	-	23 515 357	25 077 189	30 673 851
6613410	GRANITE, MONUMENTAL, PAVING, OR BUILDING PITCHED, LINED, HEWN, ETC (CFT)							
CANADA.....	6 982	155 672	158 850	158 850	38 705	532 302	545 654	545 654
BRAZIL.....	529	27 455	27 130	30 554	4 235	208 158	207 336	234 024
SWEDEN.....	-	-	-	-	1 079	44 901	44 523	54 255
FINLAND.....	306	12 811	12 811	15 699	2 032	63 322	63 322	75 314
AUSTRIA.....	741	16 805	16 805	19 074	1 720	66 985	66 985	76 353
ITALY.....	9 018	330 354	329 838	416 018	151 513	1 897 880	1 883 213	2 436 584
OTH CTY.....	146	3 291	3 291	4 422	3 643	50 709	50 386	72 046
TOTAL.....	17 722	546 388	548 725	644 617	202 927	2 864 257	2 861 419	3 494 230
6613415	MARBLE, BRECCIA, AND ONYX SLABS, NOT RUBBED AND NOT POLISHED (SUF)							
ITALY.....	35 145	54 940	53 786	76 568	180 533	260 568	258 154	365 634
OTH CTY.....	344	534	534	628	16 438	36 218	36 258	46 568
TOTAL.....	35 489	55 474	54 320	77 196	196 971	296 786	294 412	412 202
6613425	MARBLE, BRECCIA, AND ONYX SLABS, RUBBED OR POLISHED (SUF)							
MEXICO.....	688	3 963	4 195	4 195	12 971	41 138	43 308	43 308
W GERM.....	1 360	5 442	5 442	6 495	5 607	32 531	32 532	36 407
PORTUGL.....	24 680	39 379	38 702	49 779	132 611	205 594	203 202	261 797
ITALY.....	451 142	523 588	522 663	664 334	2 326 769	3 389 574	3 385 391	4 333 525
OTH CTY.....	3 426	7 163	7 163	8 393	15 609	49 488	49 553	57 060
TOTAL.....	481 296	579 535	578 165	733 196	2 493 567	3 718 325	3 713 986	4 732 097
6613430	MARBLE, BRECCIA, AND ONYX ARTICLES NES							
MEXICO.....	-	64 693	66 909	68 872	-	445 653	456 671	469 085
ARGENT.....	-	13 764	13 764	14 798	-	41 261	41 261	44 708
FRANCE.....	-	3 374	3 349	4 027	-	36 099	35 850	40 779
PORTUGL.....	-	25 533	24 999	30 332	-	132 739	132 475	163 131
ITALY.....	-	436 683	434 636	555 824	-	2 998 114	2 990 267	3 739 811
PAKISTN.....	-	4 558	4 558	5 216	-	39 013	38 997	50 859
CHINA T.....	-	11 071	11 149	13 722	-	111 339	111 338	132 201
OTH CTY.....	-	5 481	5 484	6 508	-	82 246	82 270	94 476
TOTAL.....	-	565 157	564 848	699 299	-	3 886 464	3 889 129	4 735 050
6613440	TRAVERTINE, MONUMENTAL, PAVING, OR BUILDING, PITCHED, LINED, HEWN, ETC (STN)							
ITALY.....	2 448	294 342	293 622	437 028	9 681	1 532 750	1 527 357	2 094 064
OTH CTY.....	6	2 031	2 031	2 610	25	14 939	14 317	16 297
TOTAL.....	2 454	296 373	295 653	439 638	9 706	1 547 689	1 541 674	2 110 361
6613450	STONE NES, WORKED, AND ARTICLES THEREOF							
CANADA.....	-	12 888	13 188	13 190	-	675 347	705 728	705 587
MEXICO.....	-	11 783	12 474	12 474	-	126 229	132 602	134 045
W GERM.....	-	1 242	1 242	1 396	-	59 202	59 202	65 988
POLAND.....	-	-	-	-	-	116 913	116 913	130 642
ITALY.....	-	28 203	28 193	40 132	-	254 961	254 607	354 760
CHINA T.....	-	13 271	13 535	15 944	-	39 088	39 627	45 217
OTH CTY.....	-	24 293	24 294	29 457	-	97 140	97 922	126 270
TOTAL.....	-	91 680	92 926	112 593	-	1 368 880	1 406 601	1 562 509
6613500	SLATE AND ARTICLES OF SLATE, INCLUDING ROOFING, CHIPS, AND SPALLS							
SPAIN.....	-	13 226	13 226	17 308	-	132 230	132 230	162 474
PORTUGL.....	-	32 516	32 516	41 154	-	200 556	200 731	256 385
ITALY.....	-	474 565	474 465	629 888	-	3 154 279	3 142 139	4 219 866
OTH CTY.....	-	1 088	1 113	1 190	-	27 293	27 360	32 943
TOTAL.....	-	521 395	521 320	689 540	-	3 514 358	3 502 460	4 671 668
6618200	GYPSUM OR PLASTER BUILDING BOARDS AND LATH (LB)							
OTH CTY.....	500	379	430	430	900	652	739	739
TOTAL.....	500	379	430	430	900	652	739	739
6618320	PIPES, TUBES, AND FITTINGS IN PART OF ASBESTOS AND HYDRAULIC CEMENT (LB)							
CANADA.....	40 000	5 640	6 510	6 510	254 140	33 339	35 249	35 249
MEXICO.....	375 827	39 593	39 593	39 593	5 291 473	520 906	521 006	521 006
FRANCE.....	-	-	-	-	1 220 667	110 444	110 444	158 552
OTH CTY.....	-	-	-	-	156 079	11 859	11 859	13 717
TOTAL.....	415 827	45 233	46 103	46 103	6 922 359	676 548	678 558	728 524

Table 2. Schedule A Commodity by Country of Origin,
Customs, F.a.s., and C.i.f. Values—Continued

(See "Explanation of Statistics" for information on coverage, definitions of Customs, f.a.s., and c.i.f. values, sources of error in the data, OTH CTY (other countries), and other definitions and features of the import statistics. Shipments valued less than \$251 are shown only under Schedule A commodity number 990.0000 and excluded from all other commodities.)

Country of origin	Schedule A commodity number, description and unit of quantity							
	Current month				Cumulative, January to date			
	Net quantity	Value (dollars)			Net quantity	Value (dollars)		
Customs		F.a.s.	C.i.f.	Customs		F.a.s.	C.i.f.	
6618340	ASBESTOS & HYDRAULIC CEMENT ARTICLES NES							(LB)
CANADA.....	1 118 545	141 062	150 966	150 966	4 181 679	628 732	653 722	653 752
COLOMB.....	-	-	-	-	11 657 230	1 209 814	1 209 822	1 403 506
BELGIUM.....	182 050	55 686	55 686	63 091	5 454 432	1 260 218	1 259 819	1 486 225
W GERM.....	838 345	86 239	86 239	144 826	3 791 847	308 495	308 494	479 049
AUSTRAL.....	-	-	-	-	227 495	52 272	55 593	65 446
OTH CTY.....	51 772	4 777	4 786	5 962	323 380	47 304	47 331	57 204
TOTAL.....	2 190 712	287 764	297 677	364 845	25 636 063	3 506 835	3 534 781	4 145 184
6623020	BRICKS, MAGNESITE							(LB)
CANADA.....	3 368 184	495 241	518 710	518 710	24 125 980	3 192 937	3 337 895	3 373 552
W GERM.....	-	-	-	-	1 554 592	263 454	263 454	296 078
AUSTRIA.....	3 483	4 065	4 065	4 211	1 057 336	160 345	160 345	198 815
JAPAN.....	163 603	44 716	44 716	51 342	264 597	61 881	61 881	72 105
OTH CTY.....	-	-	-	-	36 253	3 258	3 258	4 498
TOTAL.....	3 535 270	544 022	567 491	574 263	27 038 758	3 681 875	3 826 833	3 945 048
6623040	BRICKS, REFRACTORY AND HEAT INSULATING NES, AND REFRACTORY MORTARS, MIXES, AND POWDERS							(M)
CANADA.....	-	56 905	57 689	57 689	-	454 857	489 780	489 961
FINLAND.....	-	42 025	42 025	48 157	-	54 105	54 105	61 836
DENMARK.....	-	10 150	10 150	16 077	-	158 882	161 882	245 932
U KING.....	-	23 536	23 532	26 800	-	613 157	613 154	703 591
FRANCE.....	-	103 225	108 581	123 795	-	264 426	270 769	334 501
W GERM.....	-	673 267	268 627	391 353	-	3 449 025	3 040 882	3 657 176
POLAND.....	-	-	-	-	-	150 084	150 084	200 196
JAPAN.....	-	-	-	-	-	227 309	227 230	299 195
AUSTRAL.....	-	373 604	373 606	435 304	-	424 645	424 647	501 839
OTH CTY.....	-	547	547	547	-	30 716	30 716	35 318
TOTAL.....	-	1 283 259	884 757	1 099 722	-	5 827 206	5 463 249	6 529 545
6624100	BRICKS, CERAMIC, WHETHER OR NOT COATED WITH ENGOBE, GLAZE OR ENAMEL							(M)
CANADA.....	1 254	150 312	159 768	159 768	4 350	696 723	736 181	736 181
MEXICO.....	10 753	435 754	450 753	450 753	48 825	1 897 931	1 972 010	1 972 017
W GERM.....	-	-	-	-	217	46 581	46 581	51 913
OTH CTY.....	33	2 696	2 696	4 390	128	7 478	7 478	12 572
TOTAL.....	12 040	588 762	613 217	614 911	53 520	2 648 713	2 762 250	2 772 683
6624710	TILE, CERAMIC MOSAIC, IN BULK AND SHEETS WITH NOV 300 TILES/SFT, STR EDGE NOT GLAZED							(SFT)
KOR REP.....	106 326	19 818	19 818	26 638	612 136	137 290	137 290	179 496
JAPAN.....	102 778	32 122	32 122	37 314	672 415	218 934	219 336	260 808
OTH CTY.....	36 538	15 300	15 300	19 704	95 202	29 846	29 967	36 572
TOTAL.....	245 642	67 240	67 240	83 656	1 379 753	386 070	386 593	476 876
6624720	TILE, CERAMIC MOSAIC, IN BULK AND SHEETS WITH NOV 300 TILES/SFT, STRAIGHT EDGE, GLAZED							(SFT)
PHIL R.....	64 800	17 989	17 989	21 089	122 566	35 807	35 807	42 328
KOR REP.....	658 740	149 215	149 211	195 299	2 802 427	663 984	665 857	874 712
CHINA T.....	-	-	-	-	357 030	141 059	141 059	162 257
JAPAN.....	1 106 703	366 067	365 548	439 806	8 142 246	2 956 676	2 958 075	3 490 059
OTH CTY.....	8 408	17 247	17 247	18 710	68 086	50 456	50 569	58 041
TOTAL.....	1 838 651	550 518	549 995	674 904	11 492 355	3 847 982	3 851 367	4 627 397
6624730	TILE, CERAMIC MOSAIC FLOOR AND WALL, NES							(SFT)
JAPAN.....	9 180	4 520	4 521	5 242	283 644	116 480	116 481	135 916
OTH CTY.....	3 049	5 642	5 739	6 648	81 112	32 340	32 504	39 031
TOTAL.....	12 229	10 162	10 260	11 890	364 756	148 820	148 985	174 947
6624740	TILE, CERAMIC FLOOR AND WALL, EXCEPT MOSAIC, NOT GLAZED							(SFT)
MEXICO.....	326 193	65 806	62 412	63 130	1 681 925	331 610	332 169	332 887
DOM REP.....	6 500	5 864	5 864	7 414	92 259	37 221	37 221	47 721
U KING.....	114 806	47 397	46 259	65 583	1 052 883	294 535	295 740	438 031
FRANCE.....	5 724	8 187	8 247	9 061	52 808	59 351	59 425	69 337
W GERM.....	308 097	178 803	178 803	234 248	867 053	484 130	484 130	623 161
SPAIN.....	11 358	3 549	3 549	5 030	166 876	51 272	51 132	74 353
ITALY.....	71 818	27 035	27 035	39 187	1 483 382	401 615	404 731	609 319
JAPAN.....	14 028	6 710	6 710	8 223	1 165 709	86 540	86 066	102 231
OTH CTY.....	3 440	3 509	3 617	3 617	70 307	37 094	37 659	43 115
TOTAL.....	861 964	346 860	342 496	435 493	6 633 202	1 783 368	1 788 273	2 340 155
6624750	TILE, CERAMIC FLOOR AND WALL, EXCEPT MOSAIC, GLAZED							(SFT)
MEXICO.....	681 505	299 911	318 340	319 277	4 751 502	1 970 836	2 109 552	2 114 306
COLOMB.....	62 694	10 890	10 890	14 827	370 164	75 562	72 437	92 253
BRAZIL.....	155 845	55 853	55 853	66 496	672 073	211 522	211 251	265 372
U KING.....	100 000	40 708	40 714	49 696	1 580 180	701 119	691 049	825 249
NETHLDs.....	-	-	-	-	21 273	35 252	35 083	39 866
W GERM.....	19 535	14 866	14 866	17 955	319 885	290 700	290 534	323 491
SPAIN.....	331 413	169 349	169 349	214 785	1 187 820	576 500	576 488	722 074
PORTUGL.....	767	640	640	680	95 981	105 500	105 500	118 686
ITALY.....	1 083 386	715 240	715 598	878 522	6 731 824	4 403 149	4 404 738	5 444 243
PHIL R.....	160 413	39 732	39 732	49 418	1 423 173	442 584	442 584	524 886
KOR REP.....	-	-	-	-	40 192	32 567	32 567	37 206
JAPAN.....	1 321 103	592 850	595 747	699 466	7 603 629	3 504 945	3 523 923	4 127 967
OTH CTY.....	14 172	12 518	12 748	13 687	85 680	83 951	84 574	97 088
TOTAL.....	3 930 833	1 952 557	1 974 477	2 324 809	24 883 376	12 434 187	12 580 280	14 732 687

Table 2. Schedule A Commodity by Country of Origin, Customs, F.a.s., and C.i.f. Values—Continued

(See "Explanation of Statistics" for information on coverage, definitions of Customs, f.a.s., and c.i.f. values, sources of error in the data, OTH CTY (other countries), and other definitions and features of the import statistics. Shipments valued less than \$251 are shown only under Schedule A commodity number 990.0000 and excluded from all other commodities.)

Country of origin	Schedule A commodity number, description and unit of quantity							
	Current month				Cumulative, January to date			
	Net quantity	Value (dollars)			Net quantity	Value (dollars)		
Customs		F.a.s.	C.i.f.	Customs		F.a.s.	C.i.f.	
6624800	CERAMIC CONSTRUCTION ARTICLES NES							
CANADA.....	-	19 251	20 402	20 402	-	121 008	129 093	129 093
MEXICO.....	-	14 414	15 257	15 257	-	63 721	65 189	65 199
VENEZ.....	-	-	-	-	-	46 650	49 797	54 204
W GERM.....	-	87 780	89 501	100 980	-	490 465	498 935	559 313
SPAIN.....	-	2 590	2 590	4 673	-	33 988	33 934	61 405
OTH CTY.....	-	20 323	20 323	23 965	-	69 189	69 231	87 348
TOTAL.....	-	144 358	148 073	165 277	-	825 021	846 179	956 562
6631100	WHEELS, HAND OR PEDAL OPERATED, ABRASIVE, GRINDING AND POLISHING							
CANADA.....	-	38 927	39 711	39 744	-	276 557	280 761	280 976
NORWAY.....	-	5 812	5 812	6 286	-	44 287	44 286	46 986
U KING.....	-	19 153	17 374	21 934	-	231 510	230 053	258 309
BELGIUM.....	-	21 391	21 397	21 943	-	112 196	112 202	115 093
FRANCE.....	-	18 015	16 656	17 167	-	165 030	163 247	169 296
W GERM.....	-	132 028	129 148	135 991	-	680 301	675 381	708 750
AUSTRIA.....	-	7 610	7 610	7 760	-	77 991	77 993	79 845
SWITZLD.....	-	10 565	10 565	10 812	-	143 832	143 906	147 282
SPAIN.....	-	17 911	17 911	20 097	-	147 561	147 561	159 769
PORTUGL.....	-	6 150	6 150	6 752	-	62 317	62 317	69 927
ITALY.....	-	59 344	59 344	62 270	-	429 975	430 585	459 905
ISRAEL.....	-	12 291	12 291	13 121	-	54 263	53 879	56 396
JAPAN.....	-	31 554	31 876	33 234	-	327 715	330 045	347 254
OTH CTY.....	-	5 290	5 290	5 863	-	58 553	58 555	61 204
TOTAL.....	-	386 041	381 135	402 974	-	2 812 088	2 810 771	2 960 992
6631200	HONES, WHETSTONES, OILSTONES, AND POLISHING STONES DESIGNED TO BE USED DIRECTLY BY HAND (NO)							
OTH CTY.....	10 721	7 859	7 865	8 239	112 902	71 342	71 584	76 053
TOTAL.....	10 721	7 859	7 865	8 239	112 902	71 342	71 584	76 053
6632000	CLOTHS AND PAPERS, ABRASIVE, AND ABRASIVE ARTICLES, NES							
CANADA.....	-	478 253	485 244	484 549	-	3 517 418	3 565 860	3 565 495
MEXICO.....	-	46 212	45 629	46 361	-	253 755	251 902	253 401
SWEDEN.....	-	18 822	18 822	19 515	-	35 254	35 254	36 678
NORWAY.....	-	18 751	18 750	20 211	-	126 222	126 222	137 251
FINLAND.....	-	28 168	28 168	30 373	-	111 639	111 639	120 710
U KING.....	-	14 493	14 493	18 829	-	69 222	69 095	84 623
FRANCE.....	-	1 472	1 472	1 588	-	34 127	33 930	36 829
W GERM.....	-	277 104	256 846	266 447	-	1 764 929	1 516 298	1 572 540
SWITZLD.....	-	112 378	91 421	93 220	-	1 282 527	820 528	838 461
SPAIN.....	-	15 607	14 628	15 327	-	121 645	117 324	127 028
ITALY.....	-	19 544	18 792	20 603	-	550 116	531 132	573 216
CHINA M.....	-	-	-	-	-	552 992	552 992	577 509
JAPAN.....	-	39 973	41 007	44 100	-	227 939	229 300	249 061
OTH CTY.....	-	575	575	625	-	36 496	33 198	39 137
TOTAL.....	-	1 071 352	1 035 847	1 061 748	-	8 684 281	7 994 674	8 211 939
6634000	MICA, WORKED, AND ARTICLES THEREOF (LB)							
CANADA.....	3 598	21 497	21 906	21 906	14 977	70 677	71 761	71 803
BELGIUM.....	57 161	65 714	65 714	68 157	571 223	688 474	694 743	731 855
INDIA.....	2 937	32 017	31 932	35 518	52 782	336 250	344 427	376 622
OTH CTY.....	198	5 226	5 226	5 396	8 249	44 165	44 165	45 392
TOTAL.....	63 894	124 454	124 778	130 977	647 231	1 139 566	1 155 096	1 225 672
6635000	MINERAL INSULATING MATERIALS, NES							
CANADA.....	-	13 533	14 131	14 131	-	46 198	49 335	49 335
U KING.....	-	25 169	25 075	27 233	-	83 963	83 869	92 708
OTH CTY.....	-	9 574	9 657	9 657	-	36 607	36 690	40 621
TOTAL.....	-	48 276	48 863	51 021	-	166 768	169 894	182 664
6636100	PLASTER OF PARIS STATUES, STATUETTES, BAS-RELIEFS AND OTHER ARTICLES							
MEXICO.....	-	86 167	86 412	86 412	-	411 530	411 982	416 123
U KING.....	-	32 755	30 715	31 631	-	113 858	109 837	122 297
SPAIN.....	-	41 384	41 384	48 611	-	325 282	324 961	386 817
ITALY.....	-	7 219	7 219	8 664	-	88 772	88 772	110 983
OTH CTY.....	-	2 999	3 020	3 301	-	46 612	46 762	50 844
TOTAL.....	-	170 524	168 750	178 619	-	986 054	982 314	1 037 064
6636220	TILES, CONCRETE, FLOOR AND WALL (SFT)							
MEXICO.....	310 855	173 088	179 070	179 070	1 382 826	789 684	813 914	814 714
ITALY.....	25 765	14 990	14 990	25 209	388 187	90 297	90 298	182 800
OTH CTY.....	-	-	-	-	2 475	5 615	5 788	6 069
TOTAL.....	336 620	188 078	194 060	204 279	1 773 488	885 596	910 000	1 003 583
6636240	STONE STATUARY & SCULPTURES, NES, PROFESSIONAL PRODUCTIONS, AND CONCRETE ARTICLES, NES							
CANADA.....	-	325 106	348 381	348 424	-	1 043 475	1 135 427	1 136 780
ITALY.....	-	18 128	18 128	20 951	-	172 659	172 917	201 465
OTH CTY.....	-	7 367	7 753	8 704	-	71 537	72 305	82 887
TOTAL.....	-	350 601	374 262	378 079	-	1 287 671	1 380 649	1 421 132

Table 2. Schedule A Commodity by Country of Origin, Customs, F.a.s., and C.i.f. Values—Continued

(See "Explanation of Statistics" for information on coverage, definitions of Customs, f.a.s., and c.i.f. values, sources of error in the data, OTH CTY (other countries), and other definitions and features of the import statistics. Shipments valued less than \$251 are shown only under Schedule A commodity number 990.0000 and excluded from all other commodities.)

Country of origin	Schedule A commodity number, description and unit of quantity							
	Current month				Cumulative, January to date			
	Net quantity	Value (dollars)			Net quantity	Value (dollars)		
		Customs	F.a.s.	C.i.f.		Customs	F.a.s.	C.i.f.
6636420 CARBON AND GRAPHITE ARTICLES, NES								
CANADA.....	-	42 970	43 330	43 657	-	328 168	332 402	332 639
U KING.....	-	23 503	23 503	24 776	-	132 662	132 979	139 763
NETHLDs.....	-	4 364	4 364	4 773	-	32 282	32 282	35 390
FRANCE.....	-	9 707	9 707	10 183	-	240 935	239 829	276 975
W GERM.....	-	114 586	110 360	121 918	-	498 797	486 660	565 896
ITALY.....	-	6 505	6 505	7 897	-	70 555	70 524	76 766
JAPAN.....	-	322 324	322 324	335 718	-	1 280 722	1 280 469	1 333 649
OTH CTY.....	-	32 629	32 818	33 118	-	51 845	52 034	54 109
TOTAL.....	-	556 588	552 911	582 040	-	2 635 966	2 627 179	2 815 187
6636440 PLANTING POTS IN PART OF PEAT MOSS (M)								
NORWAY.....	104	518	530	541	46 487	403 144	399 125	441 899
FINLAND.....	-	-	-	-	20 522	157 587	157 647	189 828
DENMARK.....	9 287	80 596	80 596	96 918	82 949	594 251	592 628	726 374
IRELAND.....	1 211	11 743	10 995	14 226	26 862	189 279	188 511	256 621
FRANCE.....	1 832	11 988	11 988	13 663	43 459	243 483	248 038	293 098
OTH CTY.....	426	4 919	4 925	6 996	6 678	81 986	82 412	97 138
TOTAL.....	12 860	109 764	109 034	132 344	226 957	1 669 730	1 668 361	2 004 956
6636480 NON-CERAMIC ARTICLES OF MINERAL SUBSTANCES, NES								
CANADA.....	-	442 922	461 966	468 112	-	1 989 534	2 128 930	2 158 234
MEXICO.....	-	4 094	4 094	4 094	-	121 213	121 453	122 758
ARGENT.....	-	-	-	-	-	69 571	69 571	72 630
SWEDEN.....	-	100 400	100 400	112 471	-	442 911	448 911	518 451
FINLAND.....	-	-	-	-	-	591 425	591 425	746 420
DENMARK.....	-	133 236	133 236	138 957	-	514 359	497 577	520 000
U KING.....	-	91 190	91 199	95 213	-	492 860	495 953	524 397
NETHLDs.....	-	-	-	-	-	224 288	224 288	229 488
FRANCE.....	-	-	-	-	-	54 777	51 886	55 239
W GERM.....	-	132 824	132 836	137 466	-	1 012 744	1 012 868	1 065 842
ITALY.....	-	43 209	43 279	52 466	-	351 331	346 378	410 042
CHINA M.....	-	3 197	3 197	3 966	-	35 222	34 464	40 163
JAPAN.....	-	26 658	26 760	68 451	-	426 812	426 873	518 349
REP SAF.....	-	-	-	-	-	313 379	313 379	370 920
OTH CTY.....	-	35 128	35 155	40 184	-	95 560	95 631	110 800
TOTAL.....	-	1 012 858	1 032 122	1 121 380	-	6 735 986	6 859 587	7 463 733
6637000 REFRACTORY AND HEAT INSULATING ARTICLES, SHAPED, INCLUDING CARBON OR GRAPHITE CRUCIBLES								
CANADA.....	-	18 930	19 107	19 649	-	109 798	111 294	113 616
MEXICO.....	-	8 899	9 099	9 099	-	57 225	56 567	56 567
SWEDEN.....	-	41 918	41 918	44 740	-	158 306	155 446	169 722
U KING.....	-	57 927	60 810	66 624	-	277 268	277 960	314 453
FRANCE.....	-	14 702	14 702	16 529	-	218 459	218 459	247 553
W GERM.....	-	118 511	118 511	121 873	-	492 589	492 050	526 654
SWITZLD.....	-	3 261	3 261	3 294	-	35 823	35 823	36 799
JAPAN.....	-	-	-	-	-	76 127	76 213	85 710
OTH CTY.....	-	14 443	14 443	15 672	-	34 258	34 258	37 507
TOTAL.....	-	278 591	281 851	297 480	-	1 459 853	1 458 070	1 588 581
6638000 ASBESTOS ARTICLES, NES, AND ASBESTOS YARN, SLIVER, ROPE, ETC WITH OR WITHOUT WIRE								
CANADA.....	-	482 798	486 708	486 891	-	2 254 646	2 270 277	2 270 989
MEXICO.....	-	312 008	294 074	312 056	-	1 374 790	1 304 698	1 367 729
BRAZIL.....	-	133 277	133 277	140 304	-	464 959	454 959	476 768
SWEDEN.....	-	27 748	27 728	28 728	-	38 034	38 013	40 111
U KING.....	-	484 687	488 650	538 682	-	2 705 766	2 711 923	2 972 241
FRANCE.....	-	21 189	21 321	22 061	-	76 093	76 351	79 425
W GERM.....	-	160 338	159 155	167 984	-	791 499	787 301	826 787
SPAIN.....	-	30 830	30 830	33 170	-	378 243	378 243	406 536
ITALY.....	-	29 754	29 754	34 630	-	102 876	102 876	113 877
KOR REP.....	-	27 532	26 933	28 000	-	77 686	74 294	79 716
CHINA T.....	-	26 240	25 917	28 964	-	592 690	574 875	619 986
JAPAN.....	-	45 838	45 281	48 922	-	560 610	557 789	606 811
REP SAF.....	-	-	-	-	-	119 527	119 527	120 127
OTH CTY.....	-	8 207	8 207	9 011	-	95 722	95 379	101 659
TOTAL.....	-	1 790 446	1 777 835	1 879 403	-	9 633 141	9 546 505	10 082 762
6639100 LABORATORY AND INDUSTRIAL CERAMIC WARE								
W GERM.....	-	25 590	25 596	34 541	-	194 205	194 211	244 224
OTH CTY.....	-	16 681	16 681	17 618	-	55 059	55 261	66 233
TOTAL.....	-	42 271	42 277	52 159	-	249 264	249 472	310 457
6639200 CERAMIC WARES AND ARTICLES, NES								
U KING.....	-	62 193	66 785	90 551	-	186 824	191 416	225 987
NETHLDs.....	-	1 465	1 465	1 532	-	64 323	64 323	65 218
FRANCE.....	-	6 419	6 419	8 526	-	125 996	125 738	132 354
W GERM.....	-	96 640	96 275	98 498	-	872 287	871 582	894 395
JAPAN.....	-	8 816	8 816	9 083	-	75 342	75 757	78 501
OTH CTY.....	-	7 893	7 825	8 951	-	93 107	93 651	102 839
TOTAL.....	-	183 426	187 585	215 141	-	1 417 879	1 422 467	1 499 294

Table 2. Schedule A Commodity by Country of Origin, Customs, F.a.s., and C.i.f. Values—Continued

(See "Explanation of Statistics" for information on coverage, definitions of Customs, f.a.s., and c.i.f. values, sources of error in the data, OTH CTY (other countries), and other definitions and features of the import statistics. Shipments valued less than \$251 are shown only under Schedule A commodity number 990.0000 and excluded from all other commodities.)

Country of origin	Schedule A commodity number, description and unit of quantity							
	Current month				Cumulative, January to date			
	Net quantity	Value (dollars)			Net quantity	Value (dollars)		
Customs		F.a.s.	C.i.f.	Customs		F.a.s.	C.i.f.	
6641000	GLASS RODS, TUBES & TUBING, UNPROCESSED, & GLASS WASTE & SCRAP, IN THE MASS OR GLOBULES							
CANADA.....	-	30 346	34 851	34 851	-	81 576	98 793	98 793
U KING.....	-	34 984	34 648	41 029	-	204 640	181 850	225 599
FRANCE.....	-	25 661	23 383	27 634	-	732 176	689 908	743 803
W GERM.....	-	239 825	238 951	250 895	-	2 544 437	2 542 495	2 646 095
ITALY.....	-	5 527	5 527	6 211	-	55 195	55 195	58 528
JAPAN.....	-	61 041	59 617	64 664	-	355 482	342 667	366 187
OTH CTY.....	-	16 239	16 270	19 420	-	43 020	43 128	48 707
TOTAL.....	-	413 623	413 247	444 704	-	4 016 526	3 954 036	4 187 712
6642000	GLASS, OPTICAL, AND SYNTHETIC OPTICAL CRYSTALS, POLARIZING MTLs AND LENS BLANKS							
U KING.....	-	9 132	9 132	9 442	-	105 471	105 471	109 984
FRANCE.....	-	-	-	-	-	178 601	178 601	181 830
W GERM.....	-	52 195	52 195	54 379	-	408 382	402 449	415 481
JAPAN.....	-	169 094	166 618	190 616	-	787 037	786 157	857 285
OTH CTY.....	-	525	525	551	-	5 488	5 196	5 758
TOTAL.....	-	230 946	228 470	254 988	-	1 484 979	1 477 874	1 570 338
6643020	GLASS, ORDINARY AND RIBBON, DRAWN OR BLOWN (LB)							
CANADA.....	1 182 507	213 030	220 322	220 322	2 082 063	327 691	339 560	339 560
MEXICO.....	754 376	59 291	64 151	64 151	3 493 723	271 093	284 965	284 965
BELGIUM.....	872 964	158 237	158 237	190 727	3 027 995	542 393	542 696	665 942
W GERM.....	1 157 021	199 603	200 147	245 164	6 755 264	1 536 204	1 540 831	1 812 698
HUNGARY.....	934 740	56 756	56 756	76 880	8 205 397	452 766	452 771	608 941
SWITZLD.....	7	629	629	636	23 417	31 623	31 631	34 555
POLAND.....	680 131	29 832	29 832	51 558	3 552 047	179 892	179 892	293 366
USSR.....	2 355 316	93 691	93 691	144 037	9 816 978	420 313	420 313	622 654
SPAIN.....	1 135 545	89 485	89 485	123 666	5 741 219	451 111	451 091	634 546
PORTUGL.....	81 814	5 018	5 018	7 978	1 053 234	65 524	65 524	95 295
ITALY.....	-	-	-	-	559 896	44 592	44 592	71 173
ROMANIA.....	3 667 825	148 369	148 369	213 201	28 614 925	1 186 276	1 196 275	1 760 685
ISRAEL.....	841 341	50 289	50 289	82 952	2 636 906	167 085	167 085	262 772
PHIL R.....	-	-	-	-	1 274 176	90 167	91 908	127 749
KOR REP.....	166 337	9 126	9 126	14 281	2 692 980	159 270	159 270	243 249
CHINA T.....	-	-	-	-	374 996	35 759	35 759	45 729
JAPAN.....	1 064 073	176 227	176 972	220 462	5 106 992	741 245	733 430	939 849
OTH CTY.....	449 263	19 434	19 434	33 048	1 446 264	113 077	113 076	152 666
TOTAL.....	15 343 260	1 309 017	1 322 458	1 689 063	86 458 472	6 816 081	6 850 669	8 996 394
6643040	GLASS, COLORED OR SPECIAL, DRAWN OR BLOWN (LB)							
U KING.....	-	-	-	-	39 154	49 785	49 785	55 735
BELGIUM.....	7 566	1 205	1 205	1 894	302 418	43 315	43 563	57 152
FRANCE.....	26 985	33 913	33 913	35 721	300 341	322 269	321 554	339 109
W GERM.....	100 429	140 290	140 290	147 456	667 513	760 982	759 069	804 143
OTH CTY.....	64 925	6 510	6 643	7 886	174 373	29 696	29 983	35 332
TOTAL.....	199 905	181 918	182 051	192 957	1 483 799	1 206 047	1 203 954	1 291 471
6644020	GLASS, ORDINARY, CONTAINING WIRE NETTING, CAST, ROLLED, DRAWN OR BLOWN, GROUND OR POLISHED (SFT)							
U KING.....	63 916	56 477	56 477	66 189	738 310	640 719	640 717	735 898
JAPAN.....	261 444	217 051	215 847	258 525	1 889 657	1 370 306	1 362 821	1 636 755
OTH CTY.....	-	-	-	-	3 276	2 409	2 381	2 921
TOTAL.....	325 360	273 528	272 324	324 714	2 631 243	2 013 434	2 005 919	2 375 574
6644040	GLASS, ORDINARY, NOT CONTNG WIRE NETTING, CAST, ROLLED, DRAWN OR BLOWN, GROUND OR POLISHED (SFT)							
CANADA.....	515 210	145 035	145 594	145 594	2 320 250	558 465	561 381	561 534
U KING.....	22 618	11 509	11 509	14 864	530 249	195 467	195 086	263 544
BELGIUM.....	13 688	7 607	7 607	9 958	130 048	49 807	49 807	67 790
W GERM.....	64	270	270	330	240 498	72 167	72 165	98 880
ITALY.....	8 750	10 827	10 272	14 810	384 833	170 038	167 696	243 424
JAPAN.....	-	-	-	-	316 450	129 556	129 731	157 788
OTH CTY.....	15 253	10 654	10 654	12 402	20 604	43 830	43 830	47 993
TOTAL.....	575 583	185 902	185 906	197 958	3 942 932	1 219 330	1 219 696	1 440 953
6644060	GLASS, COLORED OR SPECIAL, CAST, ROLLED, DRAWN OR BLOWN, GROUND OR POLISHED (SFT)							
CANADA.....	278 175	67 124	67 179	67 179	4 592 018	1 124 517	1 131 808	1 131 808
U KING.....	12 467	4 904	4 904	6 374	262 501	103 954	103 954	138 936
JAPAN.....	238 093	81 954	69 806	109 150	1 489 655	692 968	665 264	875 475
OTH CTY.....	383	6 457	6 457	7 094	61 792	37 743	38 796	41 394
TOTAL.....	529 118	160 439	148 346	189 797	6 405 966	1 959 182	1 939 822	2 187 613
6645020	GLASS, ORDINARY, CAST OR ROLLED, NOT PROCESSED (LB)							
U KING.....	-	-	-	-	259 931	46 608	46 608	57 912
NETHLS.....	-	-	-	-	463 331	33 447	33 447	51 627
BELGIUM.....	171 335	24 154	24 160	31 351	798 013	103 695	103 643	135 845
W GERM.....	73 832	8 148	7 968	10 552	422 403	50 246	49 509	65 870
JAPAN.....	192 610	17 354	17 439	25 890	1 731 565	163 077	163 941	231 943
OTH CTY.....	82 480	4 522	4 522	6 421	1 727 955	99 386	99 386	152 963
TOTAL.....	520 257	54 178	54 089	74 214	5 403 198	496 459	496 534	696 160
6645040	GLASS, COLORED OR SPECIAL, CAST OR ROLLED, NOT PROCESSED (LB)							
BELGIUM.....	167 388	41 954	41 839	49 531	1 135 118	244 054	243 864	292 257

Table 2. Schedule A Commodity by Country of Origin,
Customs, F.a.s., and C.i.f. Values—Continued

(See "Explanation of Statistics" for information on coverage, definitions of Customs, f.a.s., and c.i.f. values, sources of error in the data, OTH CTY (other countries), and other definitions and features of the import statistics. Shipments valued less than \$251 are shown only under Schedule A commodity number 990.0000 and excluded from all other commodities.)

Country of origin	Schedule A commodity number, description and unit of quantity							
	Current month				Cumulative, January to date			
	Net quantity	Value (dollars)			Net quantity	Value (dollars)		
Customs		F.a.s.	C.i.f.	Customs		F.a.s.	C.i.f.	
W GERM.....	239 550	88 962	88 962	100 519	950 350	256 294	255 797	300 396
S VETNM.....	-	-	-	-	258 176	85 518	85 518	98 130
OTH CTY.....	-	-	-	-	421 036	46 829	46 829	61 507
TOTAL.....	406 938	130 916	130 801	150 050	2 764 680	632 695	632 008	752 290
6646000	BRICKS, TILES, AND OTHER CONSTRUCTION MATERIALS OF PRESSED OR MOLDED GLASS							
MEXICO.....	-	-	-	-	-	32 391	32 776	33 720
OTH CTY.....	-	-	-	-	-	4 932	4 932	6 684
TOTAL.....	-	-	-	-	-	37 323	37 708	40 404
6647020	TOUGHENED GLASS (SFT)							
CANADA.....	875 051	1 591 051	1 582 239	1 608 336	4 099 878	8 242 071	8 221 642	8 332 103
SWEDEN.....	3 070	9 220	9 179	9 741	18 662	53 729	53 419	56 638
U KING.....	3 498	9 487	9 370	10 226	104 675	196 933	195 146	221 280
BELGIUM.....	17 548	5 942	5 942	7 356	76 728	41 089	41 674	53 492
W GERM.....	43 764	129 098	118 701	138 844	357 515	1 048 655	861 150	1 109 445
SPAIN.....	296 037	73 274	73 274	95 655	1 675 853	378 968	375 527	485 974
ITALY.....	8 940	48 622	35 920	59 999	35 422	159 645	145 676	229 893
CHINA T.....	65 791	19 917	19 917	24 105	320 343	107 147	107 147	124 093
JAPAN.....	12 368	43 755	43 459	52 135	151 884	243 820	243 592	300 166
OTH CTY.....	7 076	7 261	7 261	8 220	312 070	68 065	63 655	89 103
TOTAL.....	1 333 143	1 937 627	1 905 262	2 014 617	7 153 030	10 540 122	10 308 628	11 002 187
6647040	LAMINATED GLASS							
CANADA.....	-	1 598 726	1 626 062	1 674 208	-	5 019 565	4 782 020	5 159 100
MEXICO.....	-	127 445	104 786	104 786	-	372 683	309 620	309 950
SWEDEN.....	-	23 256	22 827	25 044	-	56 975	55 532	61 343
FINLAND.....	-	58 225	58 225	64 427	-	274 466	273 973	302 286
U KING.....	-	15 882	15 882	19 046	-	108 273	106 659	122 506
BELGIUM.....	-	55 133	55 133	58 054	-	226 136	225 744	240 579
FRANCE.....	-	115 454	115 950	118 660	-	292 902	294 786	301 725
W GERM.....	-	195 147	187 799	217 360	-	1 395 731	1 310 967	1 547 409
SPAIN.....	-	22 536	22 536	25 955	-	289 207	288 983	341 077
ITALY.....	-	24 176	24 365	29 364	-	377 416	377 600	448 998
ISRAEL.....	-	8 849	8 849	10 729	-	72 082	70 660	83 746
JAPAN.....	-	128 052	124 254	140 039	-	811 829	810 837	914 071
REP SAF.....	-	90 236	82 900	97 746	-	367 568	355 797	411 930
OTH CTY.....	-	-	-	-	-	16 721	16 378	18 797
TOTAL.....	-	2 463 117	2 449 568	2 585 418	-	9 681 554	9 279 556	10 263 517
6648000	MIRRORS, GLASS, WITH OR WITHOUT FRAMES OR CASES NES							
CANADA.....	-	264 762	264 568	264 950	-	1 371 965	1 372 992	1 374 961
DENMARK.....	-	13 040	12 754	13 829	-	109 447	107 840	117 328
U KING.....	-	84 031	84 915	95 593	-	419 319	425 933	483 221
BELGIUM.....	-	13 159	13 159	15 694	-	235 922	234 822	279 406
FRANCE.....	-	12 585	12 647	16 496	-	132 191	133 095	147 123
W GERM.....	-	186 442	180 601	198 265	-	677 044	655 036	723 667
SPAIN.....	-	12 670	12 732	13 948	-	50 900	51 084	57 266
ITALY.....	-	55 927	56 700	68 197	-	304 811	306 827	355 702
KOR REP.....	-	7 710	7 710	9 069	-	127 059	137 378	153 427
HG KONG.....	-	106 521	108 712	128 272	-	503 648	512 292	606 392
CHINA T.....	-	21 480	21 493	24 203	-	55 715	55 787	61 723
JAPAN.....	-	340 858	341 160	389 728	-	2 300 245	2 311 620	2 609 185
OTH CTY.....	-	13 775	13 659	14 699	-	121 097	121 099	135 634
TOTAL.....	-	1 132 960	1 130 810	1 252 943	-	6 409 353	6 425 805	7 105 035
6649120	WINDOWS, GLASS, PAINTED, COLORED, OR STAINED (SFT)							
U KING.....	11 530	31 713	31 713	39 277	17 237	121 958	121 961	139 584
NETHLDs.....	1 103	20 437	20 437	21 433	1 617	37 405	37 405	38 607
OTH CTY.....	30 520	18 665	18 526	20 642	33 305	66 578	66 748	72 429
TOTAL.....	43 153	70 815	70 676	81 352	52 159	225 941	226 114	250 620
6649140	GLASS STRIPS NOT OV 6 IN WIDE ETC AND OTHER PROCESSED GLASS NES							
CANADA.....	-	29 522	28 135	29 700	-	297 521	287 559	299 687
U KING.....	-	5 871	5 871	5 961	-	61 981	61 981	63 712
BELGIUM.....	-	90 188	91 426	106 175	-	614 147	616 372	701 429
W GERM.....	-	74 742	73 991	80 298	-	451 679	452 214	488 688
AUSTRIA.....	-	10 783	10 783	11 176	-	93 711	93 706	97 087
SWITZLD.....	-	17 321	17 321	17 717	-	193 591	193 674	201 919
POLAND.....	-	-	-	-	-	121 597	121 597	184 281
SPAIN.....	-	45 787	44 931	54 547	-	328 072	329 040	389 996
PORTUGL.....	-	54 757	51 384	60 414	-	271 098	264 589	295 417
PHIL R.....	-	12 746	12 746	17 164	-	82 640	82 624	107 972
CHINA T.....	-	-	-	-	-	184 802	184 802	243 813
JAPAN.....	-	30 242	32 629	35 521	-	427 858	429 596	469 053
AUSTRAL.....	-	12 328	12 328	17 523	-	101 829	102 570	141 346
OTH CTY.....	-	12 652	12 652	14 008	-	88 922	89 332	104 297
TOTAL.....	-	396 939	394 197	450 204	-	3 319 448	3 309 656	3 788 697
6649200	BULBS FOR INCANDESCENT LAMPS AND OTHER GLASS ENVELOPES WITHOUT FITTINGS (NO)							
NETHLDs.....	1 844	6 359	6 359	6 509	54 389	33 606	33 606	34 540
W GERM.....	1 501 010	13 615	13 101	14 312	8 014 927	82 263	81 231	88 312
JAPAN.....	420 160	7 423	7 588	8 404	2 485 155	82 108	82 986	91 594
OTH CTY.....	46 434	9 365	9 378	9 972	221 682	35 119	34 854	40 299
TOTAL.....	1 969 448	36 762	36 426	39 197	10 776 153	233 096	232 677	254 745

Table 2. Schedule A Commodity by Country of Origin, Customs, F.a.s., and C.i.f. Values—Continued

(See "Explanation of Statistics" for information on coverage, definitions of Customs, f.a.s., and c.i.f. values, sources of error in the data, OTH CTY (other countries), and other definitions and features of the import statistics. Shipments valued less than \$251 are shown only under Schedule A commodity number 990.0000 and excluded from all other commodities.)

Country of origin	Schedule A commodity number, description and unit of quantity							
	Current month				Cumulative, January to date			
	Net quantity	Value (dollars)			Net quantity	Value (dollars)		
Customs		F.a.s.	C.i.f.	Customs		F.a.s.	C.i.f.	
6649300	CLOCK AND WATCH GLASSES AND OTHER PROTECTIVE GLASSES, NOT OPTICALLY WORKED							
U KING.....	-	9 258	9 258	9 778	-	63 673	63 673	67 083
NETHLDs.....	-	5 414	5 414	5 697	-	62 057	62 057	64 263
FRANCE.....	-	13 272	13 274	13 982	-	83 177	83 179	87 124
SWITZLD.....	-	25 337	25 345	26 111	-	356 124	349 093	362 717
JAPAN.....	-	6 570	6 570	6 964	-	96 940	96 841	101 223
OTH CTY.....	-	4 051	4 052	4 224	-	19 464	19 690	21 065
TOTAL.....	-	63 902	63 913	66 756	-	681 435	674 533	703 475
6649400	GLASS FIBERS AND ARTICLES THEREOF							
CANADA.....	-	87 731	92 985	93 107	-	574 041	599 030	599 969
MEXICO.....	-	14 329	14 433	14 433	-	45 566	45 690	45 822
SWEDEN.....	-	79 552	79 552	83 477	-	219 165	218 796	235 285
U KING.....	-	25 165	24 969	26 245	-	860 744	860 494	914 619
NETHLDs.....	-	36 215	36 215	48 643	-	152 212	152 212	201 704
W GERM.....	-	68 611	68 611	84 092	-	478 678	472 811	588 200
JAPAN.....	-	2 555	2 555	2 805	-	30 570	30 570	38 089
OTH CTY.....	-	12 055	12 055	12 845	-	51 856	51 816	58 304
TOTAL.....	-	326 213	331 375	365 647	-	2 412 852	2 431 419	2 681 992
6651120	GLASS CONTAINERS USED FOR TOILET PREPARATIONS (GR)							
BELGIUM.....	13	5 605	5 605	6 326	24 246	172 427	172 354	193 707
FRANCE.....	58 356	448 167	452 572	467 259	202 733	2 478 814	2 481 733	2 597 480
SWITZLD.....	11 320	49 349	49 349	52 847	59 253	244 061	244 061	259 461
ITALY.....	74 708	239 520	239 520	256 482	516 813	1 828 444	1 828 524	2 019 259
OTH CTY.....	857	20 182	19 989	21 469	8 650	110 997	110 885	124 411
TOTAL.....	145 254	762 823	767 035	804 383	811 695	4 834 743	4 837 557	5 194 316
6651140	GLASS CONTAINERS, NES							
CANADA.....	-	259 108	268 970	268 970	-	1 312 995	1 367 438	1 367 438
MEXICO.....	-	82 952	85 117	85 117	-	274 848	282 741	283 610
COLOMB.....	-	-	-	-	-	53 287	53 287	67 795
FRANCE.....	-	136 385	136 694	177 166	-	393 698	393 167	506 677
W GERM.....	-	16 852	16 852	19 332	-	43 773	43 474	50 703
PORTUGL.....	-	19 578	19 578	22 101	-	36 588	36 588	43 896
ITALY.....	-	43 264	43 264	60 041	-	171 851	171 852	235 360
CHINA T.....	-	18 730	18 800	24 511	-	69 799	70 131	89 631
JAPAN.....	-	2 492	2 442	3 051	-	52 445	52 141	67 089
OTH CTY.....	-	6 826	6 906	7 664	-	58 094	68 195	81 945
TOTAL.....	-	586 187	598 623	667 953	-	2 477 378	2 538 994	2 794 146
6651200	GLASS INNERS FOR VACUUM VESSELS (NO)							
OTH CTY.....	1 578	4 519	4 519	5 689	4 129	10 375	10 360	12 418
TOTAL.....	1 578	4 519	4 519	5 689	4 129	10 375	10 360	12 418
6653100	GLASSWARE, PHARMACEUTICAL, HYGIENIC, AND LABORATORY AND GLASS AMPOULES							
CANADA.....	-	4 661	5 076	5 076	-	50 333	52 081	52 666
MEXICO.....	-	28 096	28 104	36 514	-	142 254	143 167	168 661
U KING.....	-	58 650	58 650	61 769	-	527 343	506 931	552 812
BELGIUM.....	-	3 414	3 414	3 617	-	118 281	118 281	127 337
FRANCE.....	-	7 694	7 454	8 912	-	100 044	97 819	105 760
W GERM.....	-	234 158	208 277	242 350	-	930 643	900 830	970 666
SWITZLD.....	-	52 782	52 782	55 101	-	111 588	111 592	115 395
ITALY.....	-	854	854	904	-	31 453	31 453	35 522
JAPAN.....	-	49 824	50 085	53 094	-	208 343	210 724	218 716
OTH CTY.....	-	30 341	30 347	32 955	-	107 123	106 787	120 927
TOTAL.....	-	470 474	445 043	500 292	-	2 327 405	2 279 665	2 466 682
6653910	GLASSWARE, NES, GLASS CONTAINING OVER 24% LEAD MONOXIDE (NO)							
CANADA.....	11 526	16 786	16 787	16 787	49 148	79 672	80 312	80 639
MEXICO.....	22 760	34 932	35 174	35 174	71 946	128 475	130 184	130 184
SWEDEN.....	11 223	129 710	130 152	137 098	70 656	501 528	498 072	526 222
U KING.....	20 169	105 201	105 276	110 135	175 208	1 012 943	1 011 288	1 055 946
IRELAND.....	163 465	1 149 862	1 149 977	1 179 639	854 018	5 721 564	5 718 610	5 892 875
NETHLDs.....	589	2 599	2 599	2 646	11 838	74 683	74 683	78 282
BELGIUM.....	68 391	122 172	152 172	162 418	493 261	637 991	667 991	720 049
FRANCE.....	1 083 689	922 309	923 144	979 714	3 596 461	4 310 907	4 320 919	4 649 340
W GERM.....	203 210	516 962	518 187	560 252	2 304 502	4 254 808	4 261 602	4 581 647
AUSTRIA.....	1 598	3 680	4 094	5 036	14 584	33 968	34 491	38 142
CZECHO.....	-	-	-	-	6 618	30 871	30 939	33 781
POLAND.....	5 857	37 652	37 652	40 494	90 682	472 726	472 725	522 300
PORTUGL.....	31 690	88 891	98 610	104 248	208 292	542 017	605 338	642 360
ITALY.....	10 170	34 481	34 503	39 853	484 644	890 510	893 709	989 586
YUGOSLV.....	9 731	48 605	51 210	56 002	63 943	201 521	205 544	223 128
OTH CTY.....	9 442	16 631	16 631	17 806	30 924	73 407	73 552	80 247
TOTAL.....	1 653 510	3 230 473	3 276 168	3 447 302	8 528 727	18 967 691	19 079 959	20 244 728
6653920	GLASSWARE, NES, DECORATED WITH METAL FLECKS, SCENES, RANDOM BUBBLES ETC (NO)							
MEXICO.....	192 385	61 793	62 134	63 608	937 741	315 688	317 973	319 775
ITALY.....	16 803	34 141	34 903	41 327	178 192	263 092	266 196	321 935
CHINA T.....	324 286	34 379	35 350	45 529	2 232 141	336 710	347 036	422 682
OTH CTY.....	23 515	9 429	9 660	10 846	250 481	74 798	75 777	96 458
TOTAL.....	556 991	139 742	142 047	161 310	3 598 555	990 288	1 006 982	1 160 850

Table 2. Schedule A Commodity by Country of Origin, Customs, F.a.s., and C.i.f. Values—Continued

(See "Explanation of Statistics" for information on coverage, definitions of Customs, f.a.s., and c.i.f. values, sources of error in the data, OTH CTY (other countries), and other definitions and features of the import statistics. Shipments valued less than \$251 are shown only under Schedule A commodity number 990.0000 and excluded from all other commodities.)

Country of origin	Schedule A commodity number, description and unit of quantity							
	Current month			Cumulative, January to date				
	Net quantity	Value (dollars)			Net quantity	Value (dollars)		
Customs		F.a.s.	C.i.f.	Customs		F.a.s.	C.i.f.	
6653932	IMITATION GEMSTONES, EXCLUDING BEADS							
W GERM.....	-	247 366	253 514	274 470	-	1 544 731	1 578 881	1 692 161
AUSTRIA.....	-	191 146	191 273	195 868	-	1 212 278	1 213 084	1 241 524
CZECHO.....	-	97 050	97 151	99 730	-	609 645	606 968	617 855
HG KONG.....	-	24 494	24 752	27 166	-	166 013	167 625	180 075
JAPAN.....	-	59 837	60 405	66 613	-	361 911	368 581	395 691
OTH CTY.....	-	32 986	33 016	34 574	-	100 708	101 124	105 507
TOTAL.....	-	652 879	660 111	698 441	-	3 995 286	4 036 263	4 232 813
6653936	IMITATION PEARLS, & IMITATION PEARL BEADS NOT STRUNG OR SET							
JAPAN.....	-	55 928	56 412	58 701	-	274 192	278 179	289 382
OTH CTY.....	-	3 950	3 950	4 334	-	19 232	19 250	21 765
TOTAL.....	-	59 878	60 362	63 035	-	293 424	297 429	311 147
6653942	BEADS, BUGLES & SPANGLES, EX PEARL, IVORY OR SYN RESIN, NSPF, NOT STRUNG OR SET							
MEXICO.....	-	5 760	5 760	5 877	-	31 780	31 780	32 446
FRANCE.....	-	12 857	12 934	13 716	-	61 495	62 782	67 292
W GERM.....	-	72 786	72 826	76 344	-	376 073	377 206	414 684
AUSTRIA.....	-	13 987	14 347	14 685	-	95 791	96 466	102 759
CZECHO.....	-	41 711	41 670	45 471	-	231 704	232 691	255 715
ITALY.....	-	55 362	55 362	58 741	-	284 594	283 945	301 360
ISRAEL.....	-	39 818	39 818	45 078	-	127 978	127 978	140 682
INDIA.....	-	30 454	30 454	39 553	-	193 097	193 214	226 486
PHIL R.....	-	1 354 901	1 355 777	1 459 163	-	3 557 946	3 551 983	3 799 255
KOR REP.....	-	14 488	14 488	17 030	-	37 224	37 224	41 887
HG KONG.....	-	29 475	29 862	34 079	-	87 852	89 634	98 574
CHINA T.....	-	108 877	109 304	117 702	-	311 567	315 215	340 274
JAPAN.....	-	237 904	239 518	260 650	-	1 153 742	1 167 207	1 247 962
GHANA.....	-	18 712	18 712	23 160	-	103 045	103 045	130 319
TOGO.....	-	7 400	7 400	10 493	-	80 574	80 574	105 391
OTH CTY.....	-	34 623	34 624	43 431	-	174 108	174 106	209 403
TOTAL.....	-	2 079 115	2 082 856	2 265 193	-	6 908 570	6 925 050	7 514 489
6653946	ARTICLES NSPF OF BEADS, BUGLES, SPANGLES IMITATION GEMSTONES OR COMBINATIONS THEREOF							
W GERM.....	-	5 396	5 396	5 559	-	169 826	169 826	172 469
CZECHO.....	-	11 010	11 010	11 399	-	122 148	122 148	124 766
HG KONG.....	-	73 298	73 956	82 153	-	439 133	439 732	490 915
CHINA T.....	-	97 866	99 261	113 254	-	411 119	414 737	478 685
JAPAN.....	-	18 257	18 731	21 398	-	133 197	137 863	153 105
OTH CTY.....	-	33 338	33 560	35 495	-	108 995	110 308	118 495
TOTAL.....	-	239 165	241 914	269 258	-	1 384 418	1 394 614	1 538 435
6653950	OTHER GLASSWARE AND GLASS ARTICLES NES							
CANADA.....	-	94 561	97 788	97 816	-	460 509	477 723	478 220
MEXICO.....	-	505 878	514 546	514 790	-	2 110 200	2 151 005	2 159 461
SWEDEN.....	-	431 028	430 309	463 381	-	1 671 405	1 664 284	1 782 228
NORWAY.....	-	6 254	6 254	6 607	-	34 316	34 316	36 799
FINLAND.....	-	31 129	31 129	33 348	-	176 842	176 860	194 375
DENMARK.....	-	50 955	46 983	50 038	-	140 355	136 590	146 005
U KING.....	-	94 713	95 846	114 733	-	565 741	567 353	665 532
IRELAND.....	-	2 965	2 965	3 287	-	32 210	31 532	35 095
NETHLDs.....	-	28 720	28 794	31 963	-	98 724	98 224	106 115
BELGIUM.....	-	36 156	36 156	41 016	-	306 949	307 601	348 957
FRANCE.....	-	578 564	581 250	645 657	-	2 466 487	2 475 182	2 819 583
W GERM.....	-	512 879	514 034	570 826	-	2 561 264	2 554 234	2 801 560
E GERM.....	-	60 337	61 105	65 581	-	468 133	471 494	506 347
AUSTRIA.....	-	43 050	43 191	46 492	-	371 735	372 181	396 634
CZECHO.....	-	75 364	76 017	89 662	-	815 853	828 925	938 657
HUNGARY.....	-	46 096	48 156	55 006	-	294 180	305 015	374 653
SWITZLD.....	-	1 904	1 904	2 104	-	35 658	35 618	38 927
POLAND.....	-	139 355	139 354	153 313	-	534 515	544 713	605 203
SPAIN.....	-	9 767	9 667	11 843	-	56 375	56 728	78 676
PORTUGL.....	-	67 012	69 084	77 181	-	283 967	299 541	338 816
ITALY.....	-	261 544	264 252	307 876	-	1 222 282	1 223 997	1 420 154
YUGOSLV.....	-	103 396	105 300	120 900	-	262 505	266 092	305 121
ROMANIA.....	-	188 663	188 664	241 151	-	817 621	820 463	1 104 410
BULGAR.....	-	9 817	9 817	11 597	-	38 223	38 223	56 155
TURKEY.....	-	8 337	6 357	11 315	-	46 342	46 362	57 157
ISRAEL.....	-	672	672	745	-	55 153	56 161	61 625
CHINA M.....	-	9 302	8 561	9 554	-	66 200	65 550	73 256
KOR REP.....	-	8 345	8 345	9 951	-	83 511	83 679	95 806
HG KONG.....	-	8 016	8 184	9 253	-	65 678	66 835	78 623
CHINA T.....	-	113 163	115 058	140 604	-	711 070	722 430	864 527
JAPAN.....	-	168 845	172 139	190 642	-	1 345 329	1 374 682	1 512 062
OTH CTY.....	-	4 717	4 717	4 987	-	57 227	57 186	73 066
TOTAL.....	-	3 699 504	3 726 598	4 133 219	-	18 256 559	18 409 779	20 553 805
6664020	BONE CHINAWARE USED FOR PREPARING, SERVING OR STORING FOOD OR BEVERAGES (DPC)							
U KING.....	16 528	410 157	410 521	429 831	190 868	4 221 554	4 225 569	4 454 493
JAPAN.....	8 262	173 387	182 370	192 038	41 444	853 334	896 964	952 755
OTH CTY.....	16	1 712	1 914	1 950	362	11 793	12 009	12 764
TOTAL.....	24 806	585 256	594 805	623 819	232 674	5 086 681	5 134 542	5 420 012

Table 2. Schedule A Commodity by Country of Origin, Customs, F.a.s., and C.i.f. Values—Continued

(See "Explanation of Statistics" for information on coverage, definitions of Customs, f.a.s., and c.i.f. values, sources of error in the data, OTH CTY (other countries), and other definitions and features of the import statistics. Shipments valued less than \$251 are shown only under Schedule A commodity number 990.0000 and excluded from all other commodities.)

Country of origin	Schedule A commodity number, description and unit of quantity							
	Current month				Cumulative, January to date			
	Net quantity	Value (dollars)			Net quantity	Value (dollars)		
Customs		F.a.s.	C.i.f.	Customs		F.a.s.	C.i.f.	
6664040	TABLEWARE AND HOUSEHOLD ARTICLES OF NONBONE CHINAWARE							(DPC)
MEXICO.....	2 444	63 358	63 861	63 964	6 557	71 432	71 951	72 958
BRAZIL.....	15 054	28 215	28 215	35 293	149 020	317 861	317 859	388 864
NORWAY.....	135	3 226	3 226	3 474	2 645	52 829	52 829	56 967
DENMARK.....	10 759	458 400	426 782	470 788	48 602	2 066 986	1 978 713	2 132 934
U KING.....	9 648	167 966	167 988	178 181	89 537	1 467 313	1 452 186	1 544 014
IRELAND.....	1 033	41 609	41 609	45 101	2 911	104 647	104 647	114 365
FRANCE.....	12 827	396 313	400 694	438 068	89 448	2 708 078	2 716 001	2 973 727
W GERM.....	38 222	792 785	795 916	835 409	419 356	4 828 052	4 876 515	5 134 461
E GERM.....	944	25 361	25 866	27 331	8 343	154 466	155 856	167 427
AUSTRIA.....	9	742	742	830	2 682	35 957	35 957	39 261
CZECHO.....	101	2 352	2 416	2 795	46 423	134 460	140 224	163 425
HUNGARY.....	-	-	-	-	2 559	128 428	128 431	147 315
SWITZLD.....	354	4 965	4 965	6 034	2 737	42 795	42 668	46 962
POLAND.....	14 479	47 891	47 891	56 765	64 224	207 553	208 291	245 779
SPAIN.....	2 362	72 506	72 506	78 576	10 631	240 796	240 041	266 216
PORTUGL.....	3 953	96 874	96 744	104 121	21 739	356 487	343 348	373 363
ITALY.....	5 487	103 055	103 153	113 503	18 356	499 609	500 382	554 668
SRI LKA.....	13 142	90 882	90 882	104 733	82 804	535 195	534 275	625 814
CHINA M.....	17 546	51 042	52 075	60 480	119 324	397 040	399 489	463 420
KOR REP.....	1 490	5 558	5 558	6 358	38 901	168 296	167 117	190 692
HG KONG.....	4 606	75 157	76 836	84 504	46 684	593 119	604 543	662 902
CHINA T.....	56 319	326 754	326 987	357 563	403 435	1 990 647	2 001 977	2 177 542
JAPAN.....	746 906	4 002 288	4 115 286	4 530 752	3 717 599	21 539 579	22 231 824	24 567 520
OTH CTY.....	1 331	16 667	17 506	19 424	11 134	117 567	118 357	138 166
TOTAL.....	959 151	6 873 966	6 967 704	7 624 047	5 405 651	38 759 192	39 423 481	43 248 762
6665020	EARTHENWARE TABLEWARE							(DOZ)
MEXICO.....	718	6 175	6 476	6 665	3 613	38 307	40 051	40 737
BRAZIL.....	7 094	78 111	78 111	89 334	19 300	213 310	212 852	245 239
SWEDEN.....	259	10 168	10 168	10 577	1 049	30 786	30 786	33 769
NORWAY.....	85	1 565	1 565	1 615	2 462	34 181	34 181	36 908
FINLAND.....	507	9 373	8 827	9 887	5 515	63 086	62 540	70 218
DENMARK.....	221	8 217	8 004	8 869	2 229	97 026	84 481	95 453
U KING.....	323 312	2 672 413	2 667 004	2 880 023	1 722 656	13 163 484	13 103 440	14 160 364
IRELAND.....	13 310	57 297	57 298	64 372	63 866	259 858	259 884	296 407
NETHLDs.....	903	13 853	13 850	15 184	3 484	76 174	76 228	82 061
FRANCE.....	3 728	62 056	63 458	72 069	15 798	269 933	272 978	306 138
W GERM.....	8 528	183 706	183 620	199 374	33 615	828 490	825 189	906 799
SPAIN.....	26	609	609	662	86 451	531 378	531 379	604 409
PORTUGL.....	6 765	77 900	78 409	92 251	47 167	463 852	470 329	552 035
ITALY.....	11 967	165 124	167 974	190 344	62 513	971 249	982 961	1 117 998
PHIL R.....	490	3 704	3 704	4 175	9 382	45 288	42 503	49 647
KOR REP.....	56 775	188 478	188 478	217 280	322 944	1 035 639	1 036 131	1 204 630
CHINA T.....	5 170	15 187	15 088	18 839	36 079	81 205	81 797	99 124
JAPAN.....	761 838	3 424 513	3 550 029	4 062 061	4 892 806	20 534 500	21 369 969	24 578 519
OTH CTY.....	3 619	13 539	13 754	15 938	33 579	140 376	141 547	161 937
TOTAL.....	1 205 315	6 991 988	7 116 426	7 959 519	7 364 508	38 878 122	39 659 226	44 642 392
6665040	SMOKERS AND HOUSEHOLD ARTICLES NES OF EARTHENWARE OR STONWARE							
CANADA.....	-	10 844	10 611	11 147	-	62 326	62 249	63 634
MEXICO.....	-	636 350	642 041	643 065	-	2 759 030	2 805 514	2 827 048
COLOMB.....	-	43 321	43 321	53 470	-	70 768	70 882	89 584
BRAZIL.....	-	94 019	94 019	110 002	-	555 554	555 554	675 399
SWEDEN.....	-	8 172	8 172	8 531	-	32 747	32 864	34 709
DENMARK.....	-	10 965	8 195	11 314	-	73 697	61 569	76 697
U KING.....	-	296 853	297 746	321 266	-	2 370 234	2 370 427	2 545 084
NETHLDs.....	-	67 097	67 068	74 746	-	352 490	352 222	390 306
BELGIUM.....	-	20 570	20 570	22 259	-	190 296	190 361	214 119
FRANCE.....	-	13 806	13 833	15 588	-	108 518	109 772	122 122
W GERM.....	-	673 227	673 206	693 405	-	2 562 885	2 561 860	2 676 407
SPAIN.....	-	94 542	94 882	121 964	-	555 261	557 378	696 778
PORTUGL.....	-	97 008	97 584	116 502	-	771 308	774 776	937 121
ITALY.....	-	1 076 800	1 091 335	1 330 717	-	7 468 256	7 568 880	9 291 938
GREECE.....	-	31 640	31 640	33 451	-	74 419	74 330	84 410
ROMANIA.....	-	14 999	14 999	20 841	-	32 774	33 087	48 877
ISRAEL.....	-	-	-	-	-	59 068	59 108	67 773
S VETNM.....	-	118 888	119 229	218 881	-	398 861	401 479	674 584
PHIL R.....	-	4 253	4 253	5 647	-	32 284	32 284	42 590
CHINA M.....	-	4 299	4 299	5 360	-	84 654	85 202	99 090
KOR REP.....	-	15 605	15 605	18 294	-	176 361	173 168	215 095
HG KONG.....	-	19 081	19 529	23 489	-	73 327	74 226	87 434
CHINA T.....	-	188 329	189 710	223 855	-	661 133	667 109	794 201
JAPAN.....	-	1 768 489	1 854 762	2 131 554	-	11 616 713	12 190 306	13 958 520
OTH CTY.....	-	16 288	16 289	21 276	-	175 681	176 469	215 589
TOTAL.....	-	5 325 445	5 432 898	6 236 624	-	31 318 645	32 041 096	36 929 109
6666000	STATUES, STATUETTES, AND HOUSEHOLD ARTICLES NES OF CERAMIC WARE OR BONE CHINAWARE							
DENMARK.....	-	79 226	75 834	81 281	-	319 452	300 987	325 349
U KING.....	-	391 190	391 490	414 009	-	2 849 353	2 850 320	3 031 909
IRELAND.....	-	2 048	2 048	2 225	-	33 919	33 919	36 440
NETHLDs.....	-	3 855	3 855	4 127	-	39 667	39 655	42 434
W GERM.....	-	870 656	871 164	905 385	-	5 621 307	5 614 932	5 802 984
E GERM.....	-	25 279	25 279	25 839	-	129 352	129 352	132 815
SPAIN.....	-	347 070	347 114	368 677	-	1 146 294	1 146 238	1 199 265
ITALY.....	-	113 166	113 574	121 988	-	509 565	508 197	545 785

Table 2. Schedule A Commodity by Country of Origin, Customs, F.a.s., and C.i.f. Values—Continued

(See "Explanation of Statistics" for information on coverage, definitions of Customs, f.a.s., and c.i.f. values, sources of error in the data, OTH CTY (other countries), and other definitions and features of the import statistics. Shipments valued less than \$251 are shown only under Schedule A commodity number 990.0000 and excluded from all other commodities.)

Country of origin	Schedule A commodity number, description and unit of quantity							
	Current month			Cumulative, January to date				
	Net quantity	Value (dollars)			Net quantity	Value (dollars)		
Customs		F.a.s.	C.i.f.	Customs		F.a.s.	C.i.f.	
CHINA T.....	-	36 414	36 581	38 995	-	221 448	211 536	227 533
JAPAN.....	-	532 423	580 058	627 661	-	2 443 301	2 571 524	2 759 141
OTH CTY.....	-	24 941	25 356	30 498	-	144 099	145 220	163 030
TOTAL.....	-	2 426 268	2 472 353	2 620 685	-	13 457 757	13 551 880	14 266 685
6671000	PEARLS, NATURAL AND CULTURED, INCLUDING DRILLED AND PARTS THEREOF BUT NOT STRUNG OR SET							
INDIA.....	-	27 937	27 937	28 176	-	169 353	169 363	171 262
BURMA.....	-	22 663	22 663	22 766	-	170 851	170 851	171 039
JAPAN.....	-	801 689	801 668	810 005	-	3 773 010	3 769 426	3 813 047
OTH CTY.....	-	17 270	17 270	18 794	-	71 120	71 146	73 134
TOTAL.....	-	869 559	869 538	879 741	-	4 184 334	4 180 786	4 228 482
6672020	DIAMONDS, EXCEPT INDUSTRIAL, NATURAL, NOT ADVANCED AND NOT SET (CAR)							
VENEZ.....	53 116	1 275 661	1 275 661	1 275 766	219 691	4 803 899	4 803 899	4 804 529
BRAZIL.....	1 289	399 420	399 420	399 447	3 965	764 502	764 502	764 610
U KING.....	27 921	5 509 957	5 509 957	5 525 967	224 502	43 564 361	43 564 641	43 718 430
NETHLD.....	3 825	674 400	674 400	676 887	20 869	6 653 243	6 653 240	6 676 377
BELGIUM.....	980	346 961	346 963	348 101	13 266	4 654 531	4 654 533	4 672 426
SWITZLD.....	54	41 648	41 648	41 792	54	41 648	41 648	41 792
ISRAEL.....	993	374 119	374 119	375 570	9 865	1 768 497	1 768 497	1 778 082
OMAN.....	-	-	-	-	499	33 415	33 415	33 538
SIER LN.....	65 535	8 589 717	8 589 717	8 595 059	194 495	24 776 807	24 777 203	24 795 626
GHANA.....	-	-	-	-	2 378	57 918	57 918	58 273
NIGERIA.....	-	-	-	-	277	89 395	89 395	89 835
C AF RP.....	16 666	638 534	638 534	639 221	80 001	3 142 242	3 142 242	3 145 400
O PW AF.....	24	6 273	6 273	6 303	28 103	5 290 153	5 290 553	5 307 241
LIBERIA.....	428	536 132	536 132	538 433	2 676	4 022 993	4 022 993	4 039 161
ZAIRE.....	-	-	-	-	2 547	152 074	152 074	152 776
REP SAF.....	78 725	18 218 524	18 219 306	18 276 199	400 552	84 949 551	85 011 121	85 262 246
OTH CTY.....	25	2 543	2 543	2 553	710	24 707	24 707	24 784
TOTAL.....	249 581	36 613 889	36 614 673	36 701 298	1 204 450	184 789 936	184 852 581	185 365 126
6672035	DIAMONDS, CUT, NOT SET, SUITABLE FOR JEWELRY, WEIGHING NOT OVER 1/2 CARAT (CAR)							
CANADA.....	68	12 521	12 521	12 641	403	68 176	68 176	68 641
BRAZIL.....	191	30 139	30 139	30 276	961	141 513	141 514	142 592
U KING.....	1 605	226 099	226 102	227 188	10 909	1 365 070	1 365 078	1 372 013
NETHLD.....	950	96 265	96 265	96 479	6 960	924 371	924 371	927 616
BELGIUM.....	57 702	8 498 345	8 498 708	8 535 592	276 220	41 521 041	41 460 866	41 651 294
FRANCE.....	1 296	182 428	182 428	184 078	13 325	1 310 177	1 310 177	1 322 769
W GERM.....	-	-	-	-	746	105 073	105 073	105 494
SWITZLD.....	-	-	-	-	1 284	250 666	250 666	252 055
USSR.....	5 031	988 636	988 636	991 545	15 904	3 466 924	3 465 650	3 474 509
PORTUGL.....	-	-	-	-	1 543	289 564	289 564	290 353
LEBANON.....	-	-	-	-	883	71 927	71 927	71 995
ISRAEL.....	64 087	9 627 718	9 612 414	9 665 230	378 630	56 286 837	56 244 984	56 595 552
INDIA.....	30 710	3 876 846	3 877 066	3 899 861	117 212	14 331 000	14 330 454	14 414 823
HG KONG.....	10	1 270	1 270	1 289	1 361	159 443	159 443	160 300
JAPAN.....	223	39 237	39 237	39 449	724	119 631	119 631	120 298
SIER LN.....	588	85 501	85 501	85 596	3 839	500 774	500 774	501 433
TNZNIA.....	-	-	-	-	497	103 373	103 373	103 531
REP SAF.....	1 270	406 584	406 584	408 428	5 265	1 746 209	1 746 208	1 754 597
OTH CTY.....	167	28 967	28 967	29 117	208	43 945	43 945	44 163
TOTAL.....	163 898	24 100 556	24 085 838	24 206 769	836 874	122 805 714	122 701 874	123 374 028
6672045	DIAMONDS, CUT, NOT SET, SUITABLE FOR JEWELRY, WEIGHING OVER 1/2 CARAT (CAR)							
U KING.....	156	38 328	38 328	38 523	329	103 801	103 802	104 307
IRELAND.....	-	-	-	-	34	64 396	64 396	64 825
NETHLD.....	531	149 542	149 542	149 955	2 889	885 285	885 285	888 300
BELGIUM.....	10 881	4 377 833	4 377 354	4 385 505	49 548	20 195 689	20 197 403	20 273 154
FRANCE.....	-	-	-	-	192	129 474	129 474	130 023
W GERM.....	-	-	-	-	109	114 179	114 179	114 579
SWITZLD.....	12	20 500	20 500	21 093	89	46 490	46 490	47 218
USSR.....	910	365 751	365 751	366 912	1 556	596 632	596 632	598 703
PORTUGL.....	-	-	-	-	120	182 668	182 668	183 238
ITALY.....	10	96 000	96 000	96 493	373	141 320	141 320	141 823
ISRAEL.....	5 187	1 620 521	1 619 412	1 629 262	27 486	9 222 196	9 237 524	9 295 877
INDIA.....	212	40 616	40 616	42 040	708	208 396	208 395	213 105
HG KONG.....	4	21 000	21 000	21 136	93	61 544	61 544	61 903
REP SAF.....	851	465 195	465 195	466 860	2 974	1 866 677	1 866 677	1 874 120
OTH CTY.....	112	31 282	31 282	31 417	236	66 289	66 289	66 685
TOTAL.....	18 866	7 226 568	7 224 980	7 249 196	86 736	33 885 036	33 902 078	34 057 860
6673010	PRECIOUS AND SEMIPRECIOUS STONES, NATURAL NOT ADVANCED OR SET, NES							
COLOMB.....	-	91 656	91 656	92 383	-	117 363	117 363	118 280
BRAZIL.....	-	231 044	231 044	238 310	-	1 062 985	1 079 376	1 120 423
U KING.....	-	900	900	919	-	106 500	106 500	106 519
BELGIUM.....	-	-	-	-	-	115 480	115 480	132 679
W GERM.....	-	5 681	5 681	6 029	-	51 637	51 637	52 619
USSR.....	-	-	-	-	-	148 554	148 692	152 846
IRAN.....	-	1 656	1 656	2 012	-	47 782	47 782	48 618
INDIA.....	-	4 119	4 119	5 726	-	55 953	56 010	67 124
HG KONG.....	-	1 494	1 494	1 519	-	54 067	54 067	55 237
AUSTRAL.....	-	89 485	89 485	91 275	-	552 631	552 641	565 386
U VOLTA.....	-	-	-	-	-	70 460	70 460	74 567
TNZNIA.....	-	-	-	-	-	31 697	31 696	33 535

Table 2. Schedule A Commodity by Country of Origin, Customs, F.a.s., and C.i.f. Values—Continued

(See "Explanation of Statistics" for information on coverage, definitions of Customs, f.a.s., and c.i.f. values, sources of error in the data, OTH CTY (other countries), and other definitions and features of the import statistics. Shipments valued less than \$251 are shown only under Schedule A commodity number 990.0000 and excluded from all other commodities.)

Country of origin	Schedule A commodity number, description and unit of quantity							
	Current month			Cumulative, January to date				
	Net quantity	Value (dollars)			Net quantity	Value (dollars)		
Customs		F.a.s.	C.i.f.	Customs		F.a.s.	C.i.f.	
MOZAMBO.....	-	-	-	-	-	120 782	120 532	120 865
REP SAF.....	-	1 774	1 774	2 460	-	323 821	323 815	332 854
OTH CTY.....	-	29 291	29 401	30 058	-	143 057	143 597	158 669
TOTAL.....	-	457 100	457 210	470 691	-	3 002 769	3 019 648	3 140 221
6673020	RUBIES AND SAPPHIRES, CUT, NOT SET, SUITABLE FOR JEWELRY							
COLOMB.....	-	-	-	-	-	33 680	33 680	33 751
U KING.....	-	112 439	112 439	112 929	-	208 178	208 178	209 318
FRANCE.....	-	17 523	17 523	17 590	-	83 277	83 278	83 742
W GERM.....	-	2 499	2 489	2 526	-	66 259	66 259	66 794
SWITZLD.....	-	56 121	56 121	56 414	-	511 875	511 875	515 446
ISRAEL.....	-	65 949	65 949	67 077	-	101 205	101 205	102 522
INDIA.....	-	57 164	57 164	57 748	-	450 217	450 258	453 874
SRI LKA.....	-	372 379	372 379	376 727	-	955 002	955 002	963 993
THAILND.....	-	606 662	606 723	612 397	-	4 883 088	4 883 358	4 927 665
HG KONG.....	-	82 671	82 671	83 301	-	603 528	603 528	607 032
AUSTRAL.....	-	2 562	2 562	2 589	-	32 077	32 077	32 403
OTH CTY.....	-	55 078	55 078	55 374	-	120 959	120 958	122 285
TOTAL.....	-	1 431 037	1 431 098	1 444 672	-	8 049 345	8 049 656	8 118 825
6673030	EMERALDS, CUT BUT NOT SET, SUITABLE FOR JEWELRY (CAR)							
MEXICO.....	-	-	-	-	421	165 205	165 205	165 984
PANAMA.....	215	83 316	83 316	83 733	344	142 174	142 174	142 618
COLOMB.....	3 200	1 903 819	1 903 819	1 907 029	13 452	5 005 342	5 006 701	5 017 619
BRAZIL.....	3 511	62 869	62 790	63 055	16 807	1 450 181	1 446 999	1 455 331
U KING.....	111	13 945	13 945	14 002	41 734	495 749	495 749	497 207
NETHLDs.....	3 705	100 357	100 357	100 586	4 915	237 986	237 986	239 159
BELGIUM.....	-	-	-	-	649	56 516	56 516	56 691
FRANCE.....	47	491 408	491 408	493 904	1 496	1 423 782	1 423 781	1 428 425
W GERM.....	1 255	103 079	103 079	103 118	5 360	511 918	511 918	513 804
SWITZLD.....	1 616	550 562	550 562	553 191	9 084	1 467 777	1 467 777	1 476 594
ITALY.....	29	113 403	113 403	113 990	595	221 274	221 274	225 212
ISRAEL.....	3 574	202 914	202 914	204 526	15 131	522 792	522 592	526 069
INDIA.....	16 723	399 968	400 992	405 018	164 519	2 850 378	2 856 243	2 873 535
SRI LKA.....	-	-	-	-	211	944 237	944 237	944 892
THAILND.....	1 177	13 507	13 507	13 542	1 908	50 932	50 932	51 121
HG KONG.....	2 458	231 558	231 558	232 185	30 768	2 089 680	2 089 679	2 095 644
JAPAN.....	-	-	-	-	94	58 043	58 043	58 395
OTH CTY.....	48	9 420	9 420	9 442	2 981	92 871	92 870	93 724
TOTAL.....	37 669	4 280 125	4 281 070	4 297 321	310 469	17 786 837	17 790 676	17 862 024
6673040	PRECIOUS AND SEMIPRECIOUS STONES CUT BUT NOT SET, NES, SUITABLE FOR JEWELRY							
CANADA.....	-	1 902	1 902	1 910	-	37 190	37 340	37 361
MEXICO.....	-	54 333	54 412	54 589	-	175 903	176 185	176 549
BRAZIL.....	-	283 839	257 359	275 888	-	1 264 944	1 217 906	1 258 995
U KING.....	-	25 525	25 525	25 588	-	183 564	183 564	184 320
FRANCE.....	-	6 962	6 992	7 087	-	54 185	54 215	54 811
W GERM.....	-	281 494	280 894	285 291	-	1 604 356	1 602 967	1 624 703
SWITZLD.....	-	77 832	77 832	78 165	-	269 853	269 953	271 570
IRAN.....	-	71 831	71 831	72 529	-	548 661	548 661	554 351
ISRAEL.....	-	30 091	30 091	30 449	-	118 173	118 173	119 869
INDIA.....	-	68 108	68 109	73 793	-	430 840	430 963	462 440
SRI LKA.....	-	78 624	78 624	79 008	-	155 017	155 017	156 246
BURMA.....	-	12 752	12 752	12 809	-	163 495	165 006	165 979
THAILND.....	-	40 310	40 309	40 819	-	203 319	201 521	204 325
CHINA M.....	-	88 235	88 235	91 526	-	266 432	265 432	274 776
HG KONG.....	-	723 652	714 140	724 026	-	4 617 235	4 606 138	4 665 151
CHINA T.....	-	166 532	166 674	172 092	-	864 327	864 683	890 191
JAPAN.....	-	42 806	42 806	43 940	-	401 936	403 458	412 223
AUSTRAL.....	-	149 160	149 158	150 295	-	1 244 051	1 236 240	1 243 153
KENYA.....	-	60 087	60 087	60 187	-	61 695	61 695	61 818
REP SAF.....	-	22 220	22 220	22 860	-	58 451	58 189	60 246
OTH CTY.....	-	41 793	41 796	43 723	-	194 483	194 489	201 926
TOTAL.....	-	2 328 088	2 291 748	2 346 374	-	12 918 110	12 851 795	13 081 003
6673050	BRAZILIAN PEBBLE CRUDE OV 50 CTS PER LB & OTH PRECIOUS & SEMIPRECIOUS STONES & ARTICLES							
BRAZIL.....	-	6 243	6 243	6 778	-	402 833	402 838	417 020
NETHLDs.....	-	-	-	-	-	138 126	138 126	141 035
W GERM.....	-	10 496	10 496	10 829	-	82 749	82 752	85 261
ITALY.....	-	506 737	506 810	521 257	-	1 622 526	1 622 949	1 671 015
CHINA M.....	-	60 542	60 754	65 313	-	426 841	429 820	450 948
HG KONG.....	-	57 007	57 264	60 518	-	314 945	315 370	328 890
CHINA T.....	-	26 346	26 309	28 648	-	249 230	249 162	260 355
JAPAN.....	-	98 992	98 992	101 022	-	339 348	339 348	345 775
OTH CTY.....	-	19 863	19 880	21 975	-	70 452	70 078	75 023
TOTAL.....	-	786 226	786 748	816 340	-	3 647 050	3 650 443	3 775 322
6674000	SYNTHETIC MATERIALS OF GEMSTONE QUALITY AND ARTICLES OF SUCH MATERIALS, NES							
CANADA.....	-	13 836	15 808	13 852	-	42 263	44 236	42 359
FRANCE.....	-	36 551	34 109	34 519	-	281 601	275 971	278 349
W GERM.....	-	423 416	423 416	426 615	-	2 487 051	2 485 746	2 502 174
AUSTRIA.....	-	17 840	17 840	18 217	-	70 686	70 686	71 895
SWITZLD.....	-	55 199	55 199	56 011	-	380 755	380 755	386 751
HG KONG.....	-	14 980	14 980	15 067	-	68 373	68 394	68 858
CHINA T.....	-	17 364	17 364	18 079	-	99 385	99 385	101 956
JAPAN.....	-	27 806	27 806	28 005	-	252 709	252 709	254 809

Table 2. Schedule A Commodity by Country of Origin,
Customs, F.a.s., and C.i.f. Values—Continued

(See "Explanation of Statistics" for information on coverage, definitions of Customs, f.a.s., and c.i.f. values, sources of error in the data, OTH CTY (other countries), and other definitions and features of the import statistics. Shipments valued less than \$251 are shown only under Schedule A commodity number 990.0000 and excluded from all other commodities.)

Country of origin	Schedule A commodity number, description and unit of quantity							
	Current month				Cumulative, January to date			
	Net quantity	Value (dollars)			Net quantity	Value (dollars)		
Customs		F.a.s.	C.i.f.	Customs		F.a.s.	C.i.f.	
OTH CTY.....	-	7 655	6 663	6 739	-	65 657	66 039	66 813
TOTAL.....	-	614 647	613 185	617 104	-	3 748 480	3 743 919	3 773 964
6712000	PIG IRON INCLUDING CAST IRON							(LTN)
CANADA.....	4 928	968 777	977 842	1 005 460	92 033	15 865 228	16 001 095	16 411 734
COLOMB.....	-	-	-	-	1 769	269 106	269 106	285 366
BRAZIL.....	-	-	-	-	2 756	541 500	541 500	619 208
U KING.....	-	-	-	-	5 193	1 022 941	1 022 941	1 248 606
W GERM.....	-	-	-	-	4 951	890 669	890 669	930 975
HUNGARY.....	-	-	-	-	49 689	9 225 480	9 225 480	9 793 060
JAPAN.....	1 181	165 600	165 600	202 045	66 805	9 316 680	9 316 680	10 737 115
AUSTRAL.....	-	-	-	-	10 638	2 070 387	2 070 387	2 128 087
OTH CTY.....	-	-	-	-	99	25 925	25 925	30 447
TOTAL.....	6 109	1 134 377	1 143 442	1 207 505	233 933	39 227 916	39 363 783	42 184 596
6713100	IRON OR STEEL SHOT, GRIT AND WIRE PELLETS							(LB)
U KING.....	60 000	5 853	6 396	8 825	719 301	100 855	101 428	121 560
W GERM.....	22 050	7 031	7 052	8 111	123 468	35 323	35 344	40 576
SWITZLD.....	66 139	37 500	37 500	41 363	66 139	37 500	37 500	41 363
ITALY.....	-	-	-	-	566 397	267 624	267 624	303 626
OTH CTY.....	-	-	-	-	200 886	30 166	32 428	33 131
TOTAL.....	148 189	50 384	50 948	58 299	1 676 191	471 493	474 324	540 256
6713200	IRON OR STEEL POWDERS							(LB)
CANADA.....	7 320 960	1 109 835	1 149 318	1 159 680	27 171 893	4 032 329	4 174 114	4 202 456
SWEDEN.....	82 012	19 642	19 642	23 643	106 262	32 172	32 172	37 019
W GERM.....	-	-	-	-	133 593	116 112	116 215	123 316
OTH CTY.....	360	2 675	2 675	3 002	11 217	11 947	11 947	13 253
TOTAL.....	7 403 332	1 132 152	1 171 635	1 186 325	27 422 965	4 192 560	4 334 448	4 376 046
6713300	IRON OR STEEL SPONGE							(LTN)
CANADA.....	1 692	113 110	129 944	129 944	5 968	410 447	464 345	464 345
MEXICO.....	-	-	-	-	1 761	182 664	182 664	182 664
OTH CTY.....	-	-	-	-	11	1 001	1 001	1 035
TOTAL.....	1 692	113 110	129 944	129 944	7 740	594 112	648 010	648 044
6714020	FERROMANGANESE CONTAINING NOT OVER 4% CARBON							(CLB)
NORWAY.....	-	-	-	-	925 645	411 855	411 855	421 770
BELGIUM.....	-	-	-	-	309 773	68 648	68 648	76 077
FRANCE.....	391 340	207 023	207 023	222 929	3 573 905	1 572 481	1 572 481	1 661 346
W GERM.....	687 835	366 027	366 027	381 748	772 026	421 135	421 135	440 746
SPAIN.....	932 503	404 368	404 368	413 759	5 541 743	2 192 969	2 174 932	2 252 878
JAPAN.....	473 151	263 808	263 808	280 917	17 858 894	6 808 305	6 808 305	7 273 701
REP SAF.....	-	-	-	-	3 190 939	1 210 169	1 210 169	1 255 007
OTH CTY.....	-	-	-	-	5 303	4 296	4 296	4 365
TOTAL.....	2 484 829	1 241 226	1 241 226	1 299 353	32 178 228	12 689 858	12 671 821	13 385 890
6714040	FERROMANGANESE CONTAINING OVER 4% CARBON							(CLB)
CANADA.....	-	-	-	-	694 207	88 414	90 270	90 270
BRAZIL.....	-	-	-	-	9 574 820	2 135 700	2 135 700	2 297 234
NORWAY.....	2 589 298	555 352	555 352	595 852	23 499 307	4 482 297	4 482 297	4 760 695
FRANCE.....	50 028 594	11 442 331	11 442 331	11 902 608	137 150 141	28 128 588	28 128 588	29 423 936
SPAIN.....	-	-	-	-	1 231 569	283 042	283 042	305 092
INDIA.....	-	-	-	-	9 114 423	1 301 280	1 301 280	1 601 983
CHINA T.....	4 707 150	1 021 031	1 019 037	1 140 093	10 389 570	2 215 544	2 213 550	2 507 605
JAPAN.....	16 102 495	3 558 191	3 558 191	3 878 633	61 150 912	12 384 380	12 383 320	13 863 654
REP SAF.....	21 028 335	4 328 731	4 328 731	4 596 632	104 379 439	16 757 454	16 757 454	18 115 952
TOTAL.....	94 455 872	20 905 636	20 903 642	22 113 818	357 184 388	67 776 699	67 775 501	72 966 421
6715005	FERROCHROMIUM CONTAINING NOT OVER 3% CARBON							(CLB)
SWEDEN.....	397 504	426 232	412 129	433 273	3 049 080	2 914 427	2 868 722	2 997 428
NORWAY.....	271 867	210 699	210 699	217 316	1 887 738	1 483 309	1 483 309	1 525 117
W GERM.....	1 238 998	1 026 489	1 026 489	1 060 040	3 992 304	3 093 192	3 094 814	3 231 051
YUGOSLV.....	-	-	-	-	89 187	65 974	66 230	66 230
TURKEY.....	-	-	-	-	1 544 660	986 815	986 815	1 030 586
INDIA.....	-	-	-	-	1 245 975	761 661	761 661	855 200
JAPAN.....	2 209 523	2 049 791	2 020 519	2 130 478	15 119 118	16 205 965	16 119 220	16 920 279
REP SAF.....	3 660 323	1 154 227	1 154 227	1 260 128	14 772 269	5 396 302	5 396 302	5 785 910
RHODESIA.....	1 565 266	1 250 000	1 250 000	1 278 976	7 427 872	5 368 917	5 368 917	5 512 602
OTH CTY.....	-	-	-	-	13 553	15 809	15 809	16 535
TOTAL.....	9 343 481	6 117 438	6 074 063	6 380 211	49 141 756	36 292 371	36 161 799	37 940 938
6715015	FERROCHROMIUM CONTAINING OVER 3% CARBON							(CLB)
BRAZIL.....	-	-	-	-	8 932 742	3 559 790	3 559 790	3 771 361
NORWAY.....	-	-	-	-	657 963	361 883	361 883	375 910
FINLAND.....	1 670 345	751 656	751 656	835 173	4 497 671	1 813 959	1 853 160	2 010 559
W GERM.....	25 886	31 364	31 364	32 937	2 316 724	1 183 446	1 184 722	1 253 875
YUGOSLV.....	-	-	-	-	9 338 596	5 947 094	5 947 094	6 209 505
TURKEY.....	-	-	-	-	634 925	281 836	281 836	298 676
CHINA T.....	-	-	-	-	401 213	296 125	296 125	317 581
JAPAN.....	6 456 787	3 729 929	3 729 927	3 971 861	66 026 709	43 143 359	43 034 715	46 060 600
REP SAF.....	4 448 638	618 501	618 501	741 064	52 015 869	17 772 665	17 772 664	18 970 952
RHODESIA.....	21 757 741	7 548 497	7 548 497	7 928 074	51 834 593	14 779 934	14 779 934	15 753 278

Table 2. Schedule A Commodity by Country of Origin, Customs, F.a.s., and C.i.f. Values—Continued

(See "Explanation of Statistics" for information on coverage, definitions of Customs, f.a.s., and c.i.f. values, sources of error in the data, OTH CTY (other countries), and other definitions and features of the import statistics. Shipments valued less than \$251 are shown only under Schedule A commodity number 990.0000 and excluded from all other commodities.)

Country of origin	Schedule A commodity number, description and unit of quantity								
	Current month				Cumulative, January to date				
	Net quantity	Value (dollars)			Net quantity	Value (dollars)			
Customs		F.a.s.	C.i.f.	Customs		F.a.s.	C.i.f.		
OTH CTY.....	-	-	-	-	380	1 449	1 473	1 473	
TOTAL.....	34 359 397	12 679 947	12 679 945	13 509 109	196 657 385	89 141 540	89 073 396	95 023 770	
6715020	FERROSILICON				(CLB)				
CANADA.....	2 090 908	781 249	784 543	809 233	7 919 888	2 881 567	2 930 757	2 953 667	
BRAZIL.....	-	-	-	-	330 822	189 082	189 083	208 293	
SWEDEN.....	-	-	-	-	6 778 880	1 856 763	1 856 763	1 896 039	
NORWAY.....	7 236 590	2 349 361	2 349 361	2 478 845	30 715 546	10 543 265	10 543 265	11 025 283	
U KING.....	463 366	249 135	249 135	269 066	472 209	264 656	264 656	286 352	
NETHLDs.....	-	-	-	-	600 810	320 159	320 156	515 418	
BELGIUM.....	-	-	-	-	57 739	56 277	56 277	60 946	
FRANCE.....	366 632	292 793	292 793	315 656	4 104 497	2 976 383	2 977 516	3 219 578	
W GERM.....	8 929	12 523	12 522	13 184	608 089	736 203	736 203	777 396	
SPAIN.....	-	-	-	-	1 040 207	750 691	750 691	794 891	
PORTUGL.....	-	-	-	-	930 941	345 770	345 770	363 889	
YUGOSLV.....	-	-	-	-	975 488	759 429	759 429	826 940	
INDIA.....	-	-	-	-	1 648 545	1 145 062	1 145 062	1 247 222	
THAILND.....	-	-	-	-	123 182	55 250	55 250	61 549	
S VETNM.....	-	-	-	-	292 807	126 387	126 387	140 952	
KOR REP.....	-	-	-	-	481 852	283 000	283 000	312 538	
CHINA T.....	371 873	189 174	189 174	219 462	4 451 651	2 104 924	2 104 925	2 454 126	
JAPAN.....	55 060	60 231	60 231	64 700	10 225 403	7 234 873	7 232 251	7 791 767	
REP SAF.....	-	-	-	-	258 401	147 386	147 386	161 698	
OTH CTY.....	-	-	-	-	35 067	14 288	14 288	17 517	
TOTAL.....	10 593 358	3 934 466	3 937 759	4 170 146	72 052 024	32 791 415	32 839 115	35 116 061	
6715030	FERROSILICON MANGANESE				(CLB)				
BRAZIL.....	-	-	-	-	724 211	225 000	225 000	239 527	
NORWAY.....	1 702 776	531 743	531 743	566 673	13 732 134	4 245 480	4 245 480	4 515 449	
SPAIN.....	-	-	-	-	3 061 696	1 070 288	1 070 288	1 136 851	
YUGOSLV.....	-	-	-	-	6 300 130	1 992 674	1 992 674	2 197 719	
KOR REP.....	-	-	-	-	301 195	96 800	96 800	110 557	
JAPAN.....	485 670	159 378	159 378	181 281	22 628 714	8 243 298	8 233 701	9 127 969	
REP SAF.....	-	-	-	-	7 273 747	2 109 007	2 109 007	2 239 632	
OTH CTY.....	-	-	-	-	152 150	29 597	29 947	29 947	
TOTAL.....	2 188 446	691 121	691 121	747 954	54 173 977	18 012 144	18 002 897	19 597 651	
6715040	FERROTUNGSTEN AND FERROSILICON TUNGSTEN				(CLB)				
U KING.....	-	-	-	-	139 844	808 087	809 353	814 526	
FRANCE.....	-	-	-	-	16 382	108 121	108 121	109 246	
W GERM.....	-	-	-	-	18 122	107 393	107 393	108 942	
AUSTRIA.....	-	-	-	-	17 890	115 633	99 237	100 250	
PORTUGL.....	-	-	-	-	20 945	129 054	129 054	130 775	
JAPAN.....	17 632	102 908	102 908	104 894	35 331	204 528	204 528	208 455	
TOTAL.....	17 632	102 908	102 908	104 894	248 514	1 472 816	1 457 666	1 472 194	
6715050	FERROVANADIUM				(LB)				
CANADA.....	-	-	-	-	15 400	67 950	68 085	68 085	
BRAZIL.....	-	-	-	-	44 092	155 322	155 322	156 463	
W GERM.....	-	-	-	-	178 037	743 421	743 421	753 450	
AUSTRIA.....	-	-	-	-	77 161	293 801	293 801	300 132	
TOTAL.....	-	-	-	-	314 690	1 260 494	1 260 629	1 278 130	
6715060	FERRONICKEL				(LB)				
DOM REP.....	51 165	39 649	39 649	40 578	23 303 311	16 111 691	16 111 754	16 413 900	
JAPAN.....	38 486	12 638	12 811	15 309	1 677 446	617 576	617 749	672 452	
FR P IS.....	7 271 211	3 237 901	3 237 901	6 213 019	44 509 616	16 594 288	16 749 820	27 577 410	
OTH CTY.....	98	342	342	342	20 112	25 945	24 820	26 116	
TOTAL.....	7 360 960	3 290 530	3 290 703	6 269 248	69 510 485	33 349 500	33 504 143	44 689 878	
6715090	FERROALLOYS, NES				(LB)				
CANADA.....	-	22 465	22 548	22 548	-	123 650	124 191	124 191	
BRAZIL.....	-	532 374	532 374	546 611	-	3 978 133	3 978 133	4 092 037	
NORWAY.....	-	-	-	-	-	41 477	41 962	41 962	
U KING.....	-	66 473	63 707	66 514	-	724 344	721 598	753 556	
BELGIUM.....	-	-	-	-	-	161 779	161 779	169 083	
FRANCE.....	-	255	255	270	-	213 655	213 745	227 636	
ITALY.....	-	-	-	-	-	52 097	52 098	54 475	
JAPAN.....	-	26 901	26 901	29 145	-	491 411	484 145	519 816	
REP SAF.....	-	204 338	204 338	212 812	-	392 214	392 214	409 435	
RHODESIA.....	-	854 850	854 850	890 046	-	1 631 030	1 631 030	1 709 450	
TOTAL.....	-	1 707 656	1 704 973	1 767 946	-	7 809 790	7 800 895	8 101 641	
6721000	BARS OF WROUGHT IRON				(LB)				
U KING.....	-	-	-	-	309 276	67 633	67 633	78 520	
OTH CTY.....	-	-	-	-	9 654	5 673	5 709	6 090	
TOTAL.....	-	-	-	-	318 930	73 306	73 342	84 610	
6724100	INGOTS, BLOOMS, BILLETS, SLABS AND SHEET BARS OF OTHER THAN ALLOY IRON OR STEEL				(LB)				
CANADA.....	248 643	54 137	55 760	55 760	68 601 149	5 306 696	5 322 707	5 475 612	
BRAZIL.....	-	-	-	-	23 608 576	2 325 193	2 325 193	2 536 692	
U KING.....	19 295 804	2 232 932	2 232 932	2 491 440	33 205 672	4 066 147	4 066 248	4 542 984	

Table 2. Schedule A Commodity by Country of Origin, Customs, F.a.s., and C.i.f. Values—Continued

(See "Explanation of Statistics" for information on coverage, definitions of Customs, f.a.s., and c.i.f. values, sources of error in the data, OTH CTY (other countries), and other definitions and features of the import statistics. Shipments valued less than \$251 are shown only under Schedule A commodity number 990.0000 and excluded from all other commodities.)

Country of origin	Schedule A commodity number, description and unit of quantity							
	Current month				Cumulative, January to date			
	Net quantity	Value (dollars)			Net quantity	Value (dollars)		
Customs		F.a.s.	C.i.f.	Customs		F.a.s.	C.i.f.	
BELGIUM.....	1 536 013	258 770	258 770	292 241	8 163 678	1 498 823	1 498 823	1 670 950
FRANCE.....	1 633 975	350 471	350 758	385 030	13 155 632	2 564 610	2 578 252	2 884 126
W GERM.....	4 986 708	931 520	931 520	1 050 955	13 077 175	2 455 562	2 455 562	2 743 731
JAPAN.....	6 523 506	1 137 604	1 044 981	1 275 123	58 115 722	9 268 750	8 573 423	10 767 586
AUSTRAL.....	-	-	-	-	22 597 968	2 582 452	2 582 452	2 906 775
TOTAL.....	34 224 649	4 965 434	4 874 721	5 550 549	240 525 572	30 068 233	29 402 660	33 528 456
6724320	INGOTS, BLOOMS, BILLETS, SLABS AND SHEET BARS OF STAINLESS STEEL							(LB)
CANADA.....	380 170	192 218	193 853	194 366	6 547 680	2 868 102	2 901 885	2 903 661
U KING.....	890 209	158 455	158 455	181 340	901 432	163 723	163 913	186 900
FRANCE.....	-	-	-	-	23 331	30 039	30 039	30 661
JAPAN.....	39 914	26 808	25 213	28 357	3 305 026	1 288 065	1 282 596	1 398 441
OTH CTY.....	-	-	-	-	5 451	3 540	3 540	3 671
TOTAL.....	1 310 293	377 481	377 521	404 063	10 782 920	4 353 469	4 381 973	4 523 334
6724340	INGOTS, BLOOMS, BILLETS, SLABS AND SHEET BARS OF ALLOY IRON OR STEEL EXCLUDING STAINLESS							(LB)
CANADA.....	572 103	188 011	192 693	192 693	4 655 451	2 012 188	2 049 190	2 049 186
SWEDEN.....	-	-	-	-	576 749	101 832	101 832	120 233
U KING.....	7 411 618	1 046 578	1 046 578	1 182 510	33 485 531	4 852 933	4 878 222	5 492 261
FRANCE.....	-	-	-	-	3 155 161	612 032	612 032	674 814
W GERM.....	101 242	21 273	21 273	23 523	2 187 309	499 631	499 631	548 942
AUSTRIA.....	-	-	-	-	59 876	68 139	68 139	70 445
JAPAN.....	732 725	124 744	104 510	137 845	11 056 532	2 346 606	1 926 505	2 552 141
OTH CTY.....	-	-	-	-	102 650	19 100	19 100	22 436
TOTAL.....	8 817 688	1 380 606	1 365 054	1 536 571	55 279 259	10 512 461	10 154 651	11 530 458
6731320	WIRE RODS OF STAINLESS STEEL							(LB)
SWEDEN.....	145 877	148 885	148 975	154 073	3 002 738	2 167 730	2 168 659	2 277 954
BELGIUM.....	170 737	182 095	180 718	184 552	1 920 897	2 162 439	2 112 099	2 163 519
FRANCE.....	105 421	85 552	85 552	88 912	4 373 351	3 398 973	3 343 925	3 456 138
W GERM.....	-	-	-	-	278 676	86 324	86 323	93 163
ITALY.....	49 996	14 888	14 888	16 192	875 624	385 193	361 006	400 136
JAPAN.....	2 102 305	1 356 395	1 296 353	1 448 181	13 010 578	8 083 235	7 759 457	8 589 744
TOTAL.....	2 574 336	1 787 815	1 726 486	1 891 910	23 461 864	16 283 894	15 831 469	16 980 654
6731340	WIRE RODS OF ALLOY IRON OR STEEL EXCL STAINLESS							(LB)
CANADA.....	982 182	169 994	176 909	176 909	4 278 939	762 349	790 739	790 733
SWEDEN.....	4 871 242	1 393 175	1 395 085	1 539 786	15 343 328	5 669 340	5 681 227	6 172 404
FINLAND.....	263 986	54 753	54 753	62 730	6 918 463	1 644 136	1 582 834	1 773 119
U KING.....	383 358	81 014	81 014	88 403	1 370 415	269 818	260 724	294 472
NETHLDs.....	943 456	170 082	175 845	194 911	6 164 230	1 296 697	1 299 768	1 414 650
FRANCE.....	253 771	147 718	147 718	156 029	1 967 332	813 028	808 723	864 372
W GERM.....	821 873	168 632	168 632	180 967	8 594 468	2 242 760	2 217 164	2 404 205
JAPAN.....	5 644 000	1 463 809	1 368 315	1 583 011	53 210 277	13 363 580	12 765 358	14 669 418
OTH CTY.....	-	-	-	-	7 991	11 686	11 686	12 049
TOTAL.....	14 163 868	3 649 177	3 568 271	3 982 746	97 855 443	26 073 394	25 418 223	28 395 422
6731400	WIRE RODS OF OTHER THAN ALLOY IRON OR STEEL							(LB)
CANADA.....	6 459 011	870 488	899 273	898 506	56 571 482	7 785 361	7 934 629	7 936 139
BRAZIL.....	-	-	-	-	6 236 327	943 988	994 641	1 141 839
SWEDEN.....	503 917	115 643	113 949	128 611	9 627 391	1 807 500	1 805 806	2 057 649
U KING.....	5 808 227	728 639	728 642	826 285	55 265 167	9 672 226	9 665 338	10 746 821
NETHLDs.....	742 703	106 566	106 757	120 257	16 658 028	3 231 043	3 235 022	3 544 774
BELGIUM.....	3 992 970	595 343	595 343	667 699	63 560 506	10 710 339	10 715 954	11 732 571
FRANCE.....	18 724 709	1 747 896	1 750 941	2 012 250	183 638 955	26 959 301	27 766 331	30 623 588
W GERM.....	14 583 697	1 919 136	1 917 594	2 107 693	323 784 279	53 758 998	53 832 000	59 053 929
AUSTRIA.....	789 137	157 207	157 207	184 963	789 137	157 207	157 207	184 963
CZECHO.....	-	-	-	-	3 800 478	478 232	656 395	723 832
POLAND.....	-	-	-	-	12 002 283	2 374 639	2 374 639	2 560 449
SPAIN.....	-	-	-	-	212 563	34 215	34 215	40 373
KOR REP.....	-	-	-	-	439 601	77 010	77 010	84 843
JAPAN.....	75 749 240	10 331 782	9 860 459	11 628 570	565 707 147	84 033 787	79 397 088	93 274 079
AUSTRAL.....	-	-	-	-	8 337 715	1 621 087	1 621 097	1 807 313
N ZEAL.....	-	-	-	-	913 895	129 989	129 989	148 697
TOTAL.....	127 353 611	16 572 700	16 130 165	18 574 834	1 307 544 954	203 824 922	200 397 361	225 661 859
6732310	BARS OF STAINLESS STEEL, NOT COLD FORMED							(LB)
CANADA.....	90 203	54 510	52 636	54 957	605 113	490 337	493 689	495 984
BRAZIL.....	66 210	41 087	41 087	43 680	752 613	461 160	463 135	482 550
SWEDEN.....	197 544	153 247	150 403	162 228	1 715 134	1 153 103	1 155 165	1 234 222
NORWAY.....	5 021	3 794	3 794	3 968	319 542	232 802	232 802	244 974
U KING.....	106 873	77 575	79 293	84 345	1 194 072	809 774	811 719	868 160
FRANCE.....	-	-	-	-	442 954	382 602	386 309	407 033
W GERM.....	-	-	-	-	524 719	304 713	304 713	336 275
AUSTRIA.....	56 164	61 333	57 515	63 622	477 739	475 679	471 866	496 544
SPAIN.....	2 488	1 734	1 734	1 839	458 599	257 557	256 863	274 271
JAPAN.....	456 938	337 437	321 399	353 785	6 929 760	4 971 264	4 727 833	5 251 706
TOTAL.....	981 441	730 717	707 861	768 424	13 420 245	9 538 991	9 304 094	10 091 619
6732315	BARS OF ALLOY TOOL STEEL, NOT COLD FORMED							(LB)
CANADA.....	218 964	133 326	134 890	138 456	697 593	401 177	407 024	411 354
SWEDEN.....	1 014 701	752 438	757 337	808 093	7 348 932	5 195 974	5 233 079	5 555 333
FINLAND.....	-	-	-	-	790 738	209 780	209 780	235 016

Table 2. Schedule A Commodity by Country of Origin, Customs, F.a.s., and C.i.f. Values—Continued

(See "Explanation of Statistics" for information on coverage, definitions of Customs, f.a.s., and c.i.f. values, sources of error in the data, OTH CTY (other countries), and other definitions and features of the import statistics. Shipments valued less than \$251 are shown only under Schedule A commodity number 990.0000 and excluded from all other commodities.)

Country of origin	Schedule A commodity number, description and unit of quantity								
	Current month				Cumulative, January to date				
	Net quantity	Value (dollars)			Net quantity	Value (dollars)			
Customs		F.a.s.	C.i.f.	Customs		F.a.s.	C.i.f.		
U KING.....	105 717	147 468	147 468	151 969	545 918	607 607	607 613	636 289	
FRANCE.....	121 548	41 185	41 185	43 933	288 231	140 028	145 120	154 796	
W GERM.....	267 038	170 628	170 628	182 064	1 767 449	930 418	929 687	979 853	
AUSTRIA.....	393 933	259 890	256 829	275 570	1 363 379	807 596	803 988	863 165	
POLAND.....	-	-	-	-	451 786	159 735	159 751	172 630	
SPAIN.....	-	-	-	-	491 101	288 702	288 702	305 482	
ITALY.....	-	-	-	-	297 010	258 018	258 018	266 264	
JAPAN.....	1 638	12 469	10 911	12 579	351 270	272 027	259 235	287 754	
TOTAL.....	2 123 539	1 517 404	1 519 248	1 612 664	14 393 407	9 271 062	9 301 997	9 867 936	
6732325	BARS OF ALLOY IRON OR STEEL, NES							(LB)	
CANADA.....	1 029 641	214 290	220 294	220 294	9 454 508	2 247 713	2 323 633	2 313 427	
SWEDEN.....	254 216	98 142	95 494	103 464	1 964 155	589 356	587 203	640 308	
FINLAND.....	328 477	66 161	66 161	75 810	2 010 378	430 759	430 713	483 408	
U KING.....	609 144	147 700	147 700	164 034	4 010 719	862 061	857 673	961 349	
FRANCE.....	4 319 777	894 653	870 234	969 023	11 212 765	2 248 430	2 191 880	2 450 546	
W GERM.....	3 240 716	752 798	752 798	824 467	31 907 040	7 480 586	7 488 083	8 196 247	
AUSTRIA.....	-	-	-	-	430 750	236 900	236 282	253 631	
POLAND.....	-	-	-	-	106 445	46 741	47 389	47 389	
JAPAN.....	5 099 445	1 083 183	1 044 711	1 185 417	16 155 733	3 636 931	3 452 363	4 029 708	
OTH CTY.....	-	-	-	-	86 621	40 743	40 743	44 850	
TOTAL.....	14 881 416	3 256 927	3 197 392	3 542 509	77 339 114	17 820 220	17 655 962	19 420 863	
6732330	BARS OF STAINLESS STEEL, COLD FORMED							(LB)	
CANADA.....	220 496	153 575	154 152	154 152	1 513 557	1 005 607	1 009 955	1 009 895	
BRAZIL.....	242 189	167 567	165 614	173 668	1 505 963	1 032 116	1 018 335	1 066 160	
ARGENT.....	11 243	3 237	3 237	3 590	108 399	40 700	40 700	45 504	
SWEDEN.....	76 721	43 108	43 305	46 352	291 943	177 095	178 076	189 991	
U KING.....	38 625	21 069	21 069	22 798	168 561	107 801	107 801	116 266	
FRANCE.....	-	-	-	-	355 686	198 510	198 510	213 400	
W GERM.....	12 111	4 923	4 923	12 991	726 262	419 200	419 200	470 440	
SPAIN.....	539 700	311 266	311 266	331 562	3 663 951	2 169 860	2 170 127	2 290 797	
S VETNM.....	80 124	65 400	64 261	67 002	80 124	65 400	64 261	67 002	
JAPAN.....	1 479 982	1 014 050	1 019 353	1 123 762	12 686 430	8 732 157	8 497 932	9 297 421	
OTH CTY.....	-	-	-	-	9 041	9 933	9 933	10 317	
TOTAL.....	2 701 191	1 784 195	1 787 180	1 935 877	21 109 917	13 958 379	13 714 830	14 777 193	
6732340	BARS OF ALLOY IRON OR STEEL, EXCLUDING STAINLESS, COLD FORMED							(LB)	
CANADA.....	147 278	109 040	107 414	109 941	2 016 057	636 898	650 576	657 435	
ARGENT.....	-	-	-	-	196 338	91 075	91 075	100 442	
SWEDEN.....	814 096	396 300	398 111	428 594	3 358 840	1 583 354	1 589 259	1 704 884	
FINLAND.....	282 702	73 800	73 800	82 106	1 141 224	293 737	293 736	324 273	
U KING.....	580 289	306 408	304 887	327 786	3 480 482	1 666 921	1 641 181	1 778 243	
BELGIUM.....	-	-	-	-	115 950	48 563	48 563	51 291	
FRANCE.....	555 171	151 556	159 342	171 280	914 622	289 553	297 269	323 000	
W GERM.....	4 484	6 125	6 125	6 365	1 167 015	544 552	548 491	590 060	
AUSTRIA.....	611 089	425 613	410 004	438 158	972 019	661 372	645 523	685 637	
SPAIN.....	-	-	-	-	320 109	108 462	108 328	121 568	
JAPAN.....	1 517 975	499 060	475 232	541 758	7 286 132	3 691 571	3 398 795	3 924 646	
OTH CTY.....	273	1 159	1 159	1 174	101 557	27 724	27 724	32 014	
TOTAL.....	4 513 357	1 969 061	1 936 074	2 107 162	21 070 345	9 643 782	9 340 520	10 293 493	
6732350	HOLLOW DRILL STEEL OF ALLOY STEEL							(LB)	
CANADA.....	320 028	153 376	154 773	154 773	1 570 788	726 836	733 427	733 427	
U KING.....	74 361	52 939	52 939	56 495	266 983	152 478	152 478	161 841	
TOTAL.....	394 389	206 315	207 712	211 268	1 837 771	879 314	885 905	895 268	
6732410	CONCRETE REINFORCING BARS, DEFORMED, EXCEPT ALLOY STEEL							(LB)	
CANADA.....	424 609	65 962	66 112	66 094	2 100 374	325 983	334 957	335 075	
BRAZIL.....	-	-	-	-	10 246 617	1 192 329	1 177 729	1 354 703	
BELGIUM.....	26 460	3 155	3 192	3 192	23 558 590	2 710 401	2 760 745	3 190 429	
FRANCE.....	586 418	78 792	78 792	91 808	14 080 664	1 419 200	1 416 322	1 680 539	
W GERM.....	88 669	20 913	20 913	24 027	1 229 975	193 100	218 165	251 960	
GREECE.....	-	-	-	-	11 491 942	1 133 325	1 133 425	1 243 087	
KOR REP.....	2 204 380	204 412	196 912	222 477	2 975 564	278 996	270 987	312 888	
CHINA T.....	-	-	-	-	5 393 659	555 973	555 973	627 710	
JAPAN.....	42 663 619	3 884 888	3 783 856	4 693 992	113 685 000	10 185 170	9 680 504	11 832 342	
N ZEAL.....	164 199	14 191	14 191	19 375	384 725	33 359	33 359	46 940	
TOTAL.....	46 158 354	4 272 313	4 163 968	5 120 965	185 147 110	18 027 836	17 582 166	20 875 673	
6732420	STEEL BARS, NOT ALLOYED, NOT COATED OR PLATED, AND NOT COLD FORMED							(LB)	
CANADA.....	4 147 517	502 263	526 188	526 188	29 264 427	3 994 668	4 139 845	4 140 511	
BRAZIL.....	-	-	-	-	2 385 438	227 570	227 570	278 526	
SWEDEN.....	34 829	12 053	12 158	13 423	3 297 311	756 261	756 471	790 188	
U KING.....	31 738 165	3 686 757	3 726 377	4 251 406	89 060 990	10 766 033	10 804 985	12 505 640	
NETHLDs.....	-	-	-	-	426 964	99 070	98 078	108 042	
BELGIUM.....	4 104 918	554 189	572 012	658 400	66 194 693	7 626 728	11 390 203	12 891 328	
FRANCE.....	7 367 807	858 311	834 615	987 415	39 159 852	5 239 579	5 778 838	6 397 075	
W GERM.....	4 917 030	660 298	853 645	762 070	117 700 080	19 557 711	22 231 565	23 150 987	
SPAIN.....	-	-	-	-	17 137 435	1 783 715	2 043 008	2 188 164	
ITALY.....	8 128 554	881 005	881 005	966 985	84 713 519	10 016 669	9 906 410	10 864 735	
GREECE.....	-	-	-	-	514 274	40 847	40 847	44 323	
KOR REP.....	-	-	-	-	10 678 429	1 721 853	1 722 362	1 912 582	
CHINA T.....	5 467	1 428	1 428	1 617	2 320 297	357 378	357 378	398 341	

Table 2. Schedule A Commodity by Country of Origin, Customs, F.a.s., and C.i.f. Values—Continued

(See "Explanation of Statistics" for information on coverage, definitions of Customs, f.a.s., and c.i.f. values, sources of error in the data, OTH CTY (other countries), and other definitions and features of the import statistics. Shipments valued less than \$251 are shown only under Schedule A commodity number 990.0000 and excluded from all other commodities.)

Country of origin	Schedule A commodity number, description and unit of quantity								
	Current month				Cumulative, January to date				
	Net quantity	Value (dollars)			Net quantity	Value (dollars)			
Customs		F.a.s.	C.i.f.	Customs		F.a.s.	C.i.f.		
JAPAN.....	22 509 574	3 390 790	3 235 500	3 807 337	163 618 909	27 812 260	25 881 495	30 756 122	
OTH CTY.....	9 000	1 742	1 742	2 004	334 316	57 327	58 943	65 821	
TOTAL.....	82 962 861	10 548 826	10 644 670	11 976 845	626 806 934	92 057 669	95 437 998	106 522 385	
6732430	STEEL BARS, NOT ALLOYED, COATED OR PLATED NOT COLD FORMED						(LB)		
INDIA.....	680 818	107 804	107 804	126 733	3 107 073	530 350	522 267	610 038	
OTH CTY.....	76 587	14 364	14 364	16 297	172 686	36 543	36 543	40 530	
TOTAL.....	757 405	122 168	122 168	143 030	3 279 759	566 893	558 810	650 568	
6732440	STEEL BARS, NOT ALLOYED, COLD FORMED						(LB)		
CANADA.....	90 147	19 123	19 204	19 205	761 466	162 885	165 967	165 808	
FINLAND.....	-	-	-	-	588 319	123 246	123 053	137 132	
U KING.....	4 227 491	693 957	694 001	801 091	19 857 788	3 354 592	3 374 625	3 957 111	
BELGIUM.....	-	-	-	-	119 821	34 781	34 788	39 059	
FRANCE.....	325 575	54 200	53 554	60 239	775 481	140 092	139 069	155 377	
W GERM.....	30 368	11 003	10 805	12 179	7 613 404	1 952 678	1 960 502	2 164 935	
AUSTRIA.....	56 475	35 962	33 329	38 039	81 605	129 668	78 920	87 018	
JAPAN.....	7 265 894	1 309 164	1 222 430	1 464 594	55 227 359	11 453 147	10 639 331	12 526 261	
REP SAF.....	29 154	4 859	4 859	5 925	1 692 949	277 609	277 609	351 341	
OTH CTY.....	-	-	-	-	296 421	47 158	46 169	54 733	
TOTAL.....	12 025 104	2 128 268	2 038 182	2 401 272	87 062 676	17 627 793	16 840 033	19 638 775	
6732450	HOLLOW DRILL STEEL, EXCEPT ALLOY						(LB)		
CANADA.....	125 156	43 144	43 426	43 426	1 201 866	389 150	394 925	394 925	
U KING.....	-	-	-	-	263 900	71 073	71 073	80 841	
TOTAL.....	125 156	43 144	43 426	43 426	1 465 766	460 223	465 998	475 766	
6732460	FLAT WIRE, IRON OR STEEL, NOT ALLOYED, OVER .01 INCH IN THICKNESS						(LB)		
CANADA.....	18 561	6 784	6 927	6 927	390 513	130 615	132 236	132 236	
SWEDEN.....	274 139	169 629	169 629	179 359	1 812 973	1 146 878	1 190 925	1 333 781	
U KING.....	5 065	1 999	1 999	1 999	335 086	98 345	99 372	108 940	
BELGIUM.....	50 622	16 852	16 856	18 515	1 090 590	380 604	379 298	409 318	
W GERM.....	11 785	3 329	3 188	3 828	484 711	208 056	206 410	219 588	
JAPAN.....	80 739	21 139	17 590	22 944	1 501 301	494 978	467 720	527 238	
OTH CTY.....	907	714	714	734	40 713	11 277	11 272	12 362	
TOTAL.....	441 818	220 446	216 903	234 306	5 655 887	2 470 753	2 487 238	2 743 463	
6734020	ANGLES, SHAPES AND SECTIONS OF IRON OR STEEL, 3 INCHES OR MORE ETC, NOT ADVANCED						(LB)		
CANADA.....	9 518 638	1 305 417	1 338 561	1 346 046	82 799 885	11 200 847	11 496 264	11 526 008	
MEXICO.....	182 683	25 797	25 797	25 797	2 414 124	613 668	642 991	642 991	
ARGENT.....	-	-	-	-	2 319 312	427 406	427 406	473 484	
NORWAY.....	34 372	24 217	24 217	25 520	1 027 151	801 019	801 019	839 124	
U KING.....	30 652 934	3 874 133	3 874 363	4 517 701	146 911 171	20 092 143	20 032 348	23 480 729	
NETHLDS.....	127 051	30 162	30 162	34 912	1 479 182	354 989	354 990	391 165	
BELGIUM.....	11 590 374	1 329 795	1 333 450	1 563 737	178 887 073	30 862 325	30 837 431	34 537 603	
FRANCE.....	4 177 250	416 433	418 606	496 549	46 105 512	6 596 893	6 578 073	7 467 280	
W GERM.....	1 089 355	257 899	257 910	278 086	34 247 190	6 988 556	6 981 705	7 935 753	
AUSTRIA.....	46 034	35 809	34 588	36 819	169 718	123 334	121 011	128 131	
SPAIN.....	-	-	-	-	1 098 920	99 195	99 195	109 663	
ITALY.....	7 817 437	918 407	918 407	970 116	14 151 588	1 617 193	1 617 193	1 761 733	
KOR REP.....	717 984	99 796	99 796	109 640	33 273 335	5 197 494	5 233 130	5 742 202	
CHINA T.....	440 920	48 000	48 000	55 961	5 227 108	758 136	758 136	848 733	
JAPAN.....	65 529 931	8 005 798	7 656 376	9 082 684	360 509 881	53 398 987	50 729 062	59 022 511	
AUSTRAL.....	405 675	56 913	56 913	69 208	2 862 798	439 727	439 727	507 608	
REP SAF.....	-	-	-	-	8 603 001	753 970	753 970	862 945	
OTH CTY.....	-	-	-	-	106 996	12 985	13 418	13 418	
TOTAL.....	132 330 638	16 428 576	16 117 146	18 612 776	922 193 945	140 338 867	137 917 069	156 291 083	
6734040	ANGLES, SHAPES AND SECTIONS OF IRON OR STEEL, ADVANCED						(LB)		
CANADA.....	234 508	83 348	84 770	84 770	2 091 524	686 078	695 255	695 230	
MEXICO.....	39 682	8 296	8 460	8 460	186 933	39 346	39 875	39 875	
SWEDEN.....	105 660	80 315	80 032	85 363	941 939	677 070	678 888	721 642	
U KING.....	76 812	25 966	23 457	26 497	1 614 283	370 813	366 542	433 732	
W GERM.....	167 430	57 881	57 881	63 531	3 252 853	775 298	775 298	880 830	
ITALY.....	1 491 422	441 203	444 666	511 939	6 966 086	1 729 080	1 869 551	2 177 592	
YUGOSLV.....	465 412	108 540	114 738	136 663	2 576 696	602 336	635 155	756 427	
JAPAN.....	7 344 114	1 596 858	1 596 609	1 765 859	27 487 142	7 530 759	7 491 063	8 252 141	
OTH CTY.....	1 208	3 127	3 127	3 639	180 561	33 759	33 547	41 517	
TOTAL.....	9 926 248	2 405 534	2 413 740	2 686 721	45 298 017	12 444 539	12 585 169	13 998 986	
6734060	SHEET PILING OF IRON OR STEEL						(LB)		
CANADA.....	148 473	24 726	24 927	24 927	830 170	132 833	133 900	133 926	
U KING.....	6 446 586	716 040	716 040	822 939	22 013 744	2 831 850	2 831 850	3 268 989	
BELGIUM.....	1 729 131	252 931	253 082	295 580	30 748 257	4 759 924	4 757 058	5 579 140	
FRANCE.....	1 268 994	145 412	141 519	171 436	26 208 749	3 503 759	3 438 386	4 040 551	
W GERM.....	2 454 933	299 680	299 680	350 152	9 670 700	1 350 548	1 350 812	1 535 697	
TOTAL.....	12 048 117	1 438 789	1 435 248	1 665 034	89 471 620	12 578 914	12 512 006	14 558 303	
6735000	ANGLES, SHAPES AND SECTIONS OF IRON OR STEEL, UNDER 3 INCHES ETC, NOT ADVANCED						(LB)		
CANADA.....	1 108 775	147 979	152 423	152 423	15 945 138	1 957 257	2 029 831	2 029 681	
SWEDEN.....	-	-	-	-	231 703	107 820	107 820	118 909	
U KING.....	454 655	52 593	52 593	61 893	4 719 708	685 548	694 659	794 789	

Table 2. Schedule A Commodity by Country of Origin, Customs, F.a.s., and C.i.f. Values—Continued

(See "Explanation of Statistics" for information on coverage, definitions of Customs, f.a.s., and c.i.f. values, sources of error in the data, OTH CTY (other countries), and other definitions and features of the import statistics. Shipments valued less than \$251 are shown only under Schedule A commodity number 990.0000 and excluded from all other commodities.)

Country of origin	Schedule A commodity number, description and unit of quantity							
	Current month				Cumulative, January to date			
	Net quantity	Value (dollars)			Net quantity	Value (dollars)		
Customs		F.a.s.	C.i.f.	Customs		F.a.s.	C.i.f.	
BELGIUM.....	4 381 703	536 942	537 487	626 301	50 031 540	8 848 138	8 862 105	9 866 674
FRANCE.....	381 505	37 533	36 502	43 511	9 920 795	1 484 511	1 486 653	1 645 002
W GERM.....	2 990 271	597 792	597 792	649 711	15 655 562	3 076 685	3 068 883	3 358 234
SPAIN.....	-	-	-	-	2 203 608	324 854	324 854	350 343
ITALY.....	4 625 618	523 496	523 496	556 018	61 203 502	7 352 044	7 361 044	8 010 471
KOR REP.....	1 245 710	204 431	203 510	226 255	14 712 322	2 304 084	2 306 161	2 553 183
CHINA T.....	-	-	-	-	1 139 062	163 324	163 324	186 738
JAPAN.....	20 378 722	2 921 873	2 798 596	3 263 437	94 479 674	14 492 629	13 848 036	16 161 154
AUSTRAL.....	39 690	5 157	5 157	6 387	1 276 461	199 024	199 024	229 350
REP SAF.....	103 618	12 786	12 786	17 628	425 891	50 100	50 100	69 336
OTH CTY.....	173 237	17 876	17 876	20 659	512 537	54 605	54 605	63 010
TOTAL.....	35 883 504	5 058 458	4 938 218	5 624 223	272 457 503	41 100 623	40 557 099	45 436 874
6741300	PLATES OF ALLOY IRON OR STEEL, NOT COATED, EXCLUDING HIGH SPEED TOOL STEEL							(LB)
CANADA.....	21 380	3 875	3 878	3 953	1 401 173	855 017	857 020	857 095
SWEDEN.....	926 475	464 274	466 485	513 000	6 040 798	3 850 995	3 881 185	4 146 263
U KING.....	220 792	182 323	181 859	189 820	2 843 549	2 291 786	2 263 743	2 372 277
BELGIUM.....	-	-	-	-	92 651	59 092	53 261	62 128
FRANCE.....	931 729	269 517	269 517	327 673	6 868 305	2 036 940	2 035 851	2 283 485
W GERM.....	-	-	-	-	563 077	502 231	503 576	521 958
AUSTRIA.....	1 784 144	641 286	609 385	679 229	3 258 724	1 081 631	1 049 729	1 148 953
JAPAN.....	3 124 280	1 542 496	1 525 540	1 680 305	23 135 024	12 244 146	11 741 755	13 042 904
REP SAF.....	-	-	-	-	504 101	281 537	281 649	302 862
OTH CTY.....	3 516	4 240	4 240	4 404	6 726	5 235	5 299	5 463
TOTAL.....	7 012 316	3 108 011	3 060 904	3 398 384	44 714 128	23 208 610	22 673 068	24 743 408
6741520	PLATES OF UNALLOYED IRON OR STEEL, NOT SHAPED, NOT COATED, AND NOT PICKLED OR CLD ROLL							(LB)
CANADA.....	25 097 830	3 099 237	3 142 582	3 152 092	167 497 183	20 409 516	20 758 167	20 813 571
SWEDEN.....	3 349 919	923 601	923 600	1 001 957	3 732 456	1 070 253	1 070 265	1 161 206
U KING.....	6 071 129	1 138 965	1 105 039	1 194 384	21 549 254	4 211 100	4 198 144	4 592 997
NETHLDs.....	87 193	9 123	9 123	9 964	20 540 016	1 964 253	2 082 848	2 260 641
BELGIUM.....	7 791 809	950 262	970 325	1 107 192	78 639 982	12 036 750	13 393 262	14 905 431
FRANCE.....	8 161 075	931 491	1 047 662	1 200 931	61 056 400	9 355 246	10 015 122	11 098 937
W GERM.....	3 857 817	519 928	512 851	600 068	79 476 156	11 429 813	13 398 294	14 773 109
AUSTRIA.....	61 750	6 601	6 601	8 917	4 293 942	587 604	589 912	666 806
POLAND.....	14 041 461	2 441 758	2 443 445	2 598 695	49 512 873	7 648 080	7 680 756	8 413 562
SPAIN.....	-	-	-	-	12 273 382	2 538 681	2 537 781	2 765 217
ITALY.....	21 614 751	2 342 113	2 275 439	2 490 363	164 699 438	21 260 431	20 965 609	22 992 712
KOR REP.....	1 386 424	125 455	125 455	145 275	32 969 475	4 697 904	4 694 445	5 145 266
CHINA T.....	-	-	-	-	352 736	56 441	56 441	64 303
JAPAN.....	144 817 360	18 144 246	17 329 448	20 299 241	898 714 541	149 153 678	142 347 308	163 936 741
REP SAF.....	-	-	-	-	2 062 921	374 884	378 982	467 034
OTH CTY.....	9 990	1 439	1 439	1 725	61 719	10 366	10 668	12 152
TOTAL.....	236 348 508	30 634 219	29 893 009	33 810 804	1 597 432 474	246 805 000	244 178 004	274 069 685
6741550	PLATES OF UNALLOYED IRON OR STEEL, NES NOT COATED							(LB)
CANADA.....	613 792	65 621	66 187	65 621	1 953 051	254 851	257 283	256 717
FRANCE.....	261 273	34 215	34 305	41 151	2 141 802	491 751	491 841	554 758
W GERM.....	-	-	-	-	354 314	56 384	58 063	64 517
KOR REP.....	-	-	-	-	3 734 650	478 734	478 734	507 458
JAPAN.....	-	-	-	-	5 783 058	891 741	834 790	954 824
TOTAL.....	875 065	99 836	100 492	106 772	13 966 875	2 173 461	2 120 711	2 338 274
6744110	BLACK PLATE NOT SHAPED AND NOT COATED							(LB)
CANADA.....	1 316 185	165 649	167 768	168 681	4 961 642	536 885	551 214	558 619
JAPAN.....	313 923	30 623	30 623	34 192	357 772	35 765	35 765	40 397
OTH CTY.....	-	-	-	-	7 468	4 906	4 906	5 068
TOTAL.....	1 630 108	196 272	198 391	202 873	5 326 882	577 556	591 885	604 084
6744115	STEEL SHEETS, NOT ALLOYED, NOT PICKLED, NOT COLD ROLLED, NOT SHAPED, AND NOT COATED							(LB)
CANADA.....	17 282 597	1 696 328	1 708 205	1 738 971	104 598 740	10 687 991	10 824 014	10 865 187
SWEDEN.....	-	-	-	-	226 642	96 570	96 570	105 945
NETHLDs.....	17 675 882	1 611 604	1 612 245	1 762 438	102 744 763	9 841 408	9 917 344	10 877 866
BELGIUM.....	465 559	62 863	62 668	75 983	17 549 157	2 563 696	2 735 556	3 096 283
FRANCE.....	8 869 630	650 073	737 631	830 684	50 552 076	5 763 566	6 483 462	7 183 529
W GERM.....	7 079 888	982 778	1 021 346	1 111 923	124 750 594	15 081 856	16 286 422	17 727 135
AUSTRIA.....	7 981	865	865	1 168	2 879 552	345 680	352 073	430 379
POLAND.....	-	-	-	-	1 451 543	231 408	231 408	262 447
ITALY.....	41 264 580	4 257 406	3 866 375	4 607 451	49 810 745	5 374 924	4 983 893	5 809 757
KOR REP.....	-	-	-	-	55 765 429	7 781 024	7 884 025	8 549 439
JAPAN.....	59 424 153	6 170 329	5 614 037	6 593 215	669 674 618	88 072 972	82 065 126	95 300 644
OTH CTY.....	-	-	-	-	365 549	54 651	19 869	26 501
TOTAL.....	150 070 270	15 432 246	14 623 372	16 721 833	1 180 369 408	145 895 746	141 879 762	160 235 112
6744125	STEEL SHEETS, NOT ALLOYED, PICKLED BUT NOT COLD ROLLED, NOT SHAPED, AND NOT COATED							(LB)
CANADA.....	2 203 500	218 232	220 707	224 500	17 957 380	1 977 837	1 994 825	1 998 418
U KING.....	-	-	-	-	322 136	53 009	53 009	59 052
NETHLDs.....	2 302 059	223 643	227 325	246 347	6 517 385	689 270	695 120	775 221
BELGIUM.....	2 707 387	303 565	297 388	338 885	17 830 063	2 199 700	2 347 145	2 618 455
FRANCE.....	222 823	22 536	22 162	26 015	3 373 030	422 893	463 474	527 300
W GERM.....	-	-	-	-	38 353 818	4 670 738	4 466 026	4 944 820
JAPAN.....	5 893 811	648 515	600 444	731 413	138 207 746	20 315 031	18 797 197	21 844 253
AUSTRAL.....	149 000	174 324	174 324	207 437	149 000	174 324	174 324	207 437
TOTAL.....	13 478 580	1 590 815	1 542 350	1 774 597	222 710 558	30 502 802	28 991 120	32 974 956

Table 2. Schedule A Commodity by Country of Origin, Customs, F.a.s., and C.i.f. Values—Continued

(See "Explanation of Statistics" for information on coverage, definitions of Customs, f.a.s., and c.i.f. values, sources of error in the data, OTH CTY (other countries), and other definitions and features of the import statistics. Shipments valued less than \$251 are shown only under Schedule A commodity number 990.0000 and excluded from all other commodities.)

Country of origin	Schedule A commodity number, description and unit of quantity							
	Current month				Cumulative, January to date			
	Net quantity	Value (dollars)			Net quantity	Value (dollars)		
Customs		F.a.s.	C.i.f.	Customs		F.a.s.	C.i.f.	
6744130	STEEL SHEETS, COLD ROLLED, AND/OR PICKLED NOT ALLOYED, NOT SHAPED, AND NOT COATED							(LB)
CANADA.....	2 772 682	353 413	358 445	362 421	20 198 680	2 653 107	2 706 352	2 710 554
U KING.....	17 391 693	1 932 452	1 784 872	2 088 909	71 080 877	7 956 804	7 330 102	8 969 112
NETHLDS.....	31 772 055	3 698 716	3 743 440	4 030 568	124 815 567	14 626 993	14 674 148	16 445 459
BELGIUM.....	19 292 496	2 089 990	2 179 094	2 492 567	89 939 914	10 029 294	11 914 155	13 370 911
FRANCE.....	33 515 568	3 725 085	3 571 427	4 113 363	161 821 526	19 873 691	21 982 873	24 081 674
W GERM.....	38 102 640	4 856 501	4 805 298	5 382 570	297 220 036	36 523 630	40 812 581	44 832 627
AUSTRIA.....	-	-	-	-	5 342 039	744 698	822 242	953 289
ITALY.....	94 714 713	10 720 926	9 461 190	11 147 190	421 417 250	48 381 016	47 360 797	52 276 125
GREECE.....	4 796 022	519 162	754 595	811 267	24 027 679	2 802 164	3 695 436	3 972 696
KOR REP.....	-	-	-	-	52 089 083	7 506 881	7 506 881	8 223 292
JAPAN.....	125 517 715	15 768 041	14 952 049	17 467 970	773 521 686	109 159 462	102 639 835	119 551 282
OTH CTY.....	728	967	971	1 002	180 510	26 449	29 095	33 886
TOTAL.....	367 876 312	43 665 253	41 611 361	47 897 827	2 041 654 847	260 214 189	261 474 497	295 420 907
6744140	STEEL SHEETS, PLATES AND STRIP, CUT, PRESSED ETC, NOT ALLOYED							(LB)
CANADA.....	84 400	24 115	24 115	24 115	954 874	161 191	163 344	163 739
MEXICO.....	-	-	-	-	916 019	284 827	285 615	285 615
FRANCE.....	-	-	-	-	314 709	31 984	72 851	79 220
JAPAN.....	1 513 677	422 309	390 914	447 802	11 894 606	2 442 772	2 234 479	2 571 682
OTH CTY.....	1 099	1 358	1 358	1 563	224 721	43 860	44 009	50 908
TOTAL.....	1 599 176	447 782	416 387	473 480	14 304 929	2 964 634	2 800 298	3 151 164
6744220	STAINLESS STEEL SHEETS, NOT COLD ROLLED OR PICKLED, NOT SHAPED AND NOT COATED							(LB)
CANADA.....	877	1 100	1 101	1 101	178 211	98 616	99 479	99 479
JAPAN.....	-	-	-	-	983 733	592 803	573 729	634 977
OTH CTY.....	15 066	10 995	10 995	11 715	66 346	48 083	48 083	51 471
TOTAL.....	15 943	12 095	12 096	12 816	1 228 290	739 502	721 291	785 927
6744240	STAINLESS STEEL SHEETS, COLD ROLLED OR PICKLED, NOT SHAPED AND NOT COATED							(LB)
CANADA.....	572 364	223 347	225 635	225 635	4 494 609	2 052 185	2 073 102	2 074 485
SWEDEN.....	570 183	369 698	370 389	392 268	7 025 863	4 934 696	4 951 597	5 251 704
U KING.....	226 274	193 209	191 758	201 409	750 206	520 237	515 411	549 841
BELGIUM.....	-	-	-	-	1 684 311	1 148 298	1 147 871	1 199 276
FRANCE.....	488 615	266 651	264 396	282 533	5 994 860	3 445 053	3 398 836	3 628 136
W GERM.....	218 022	140 316	138 028	144 938	1 138 238	700 660	700 677	733 682
AUSTRIA.....	84	5 534	5 534	5 633	862	32 167	32 168	31 892
KOR REP.....	1 234 010	689 477	689 477	723 752	2 750 628	1 566 770	1 557 843	1 623 121
JAPAN.....	2 614 676	1 568 411	1 485 879	1 673 785	27 951 501	17 126 671	16 122 593	18 086 534
OTH CTY.....	430	1 750	1 750	1 830	63 978	40 483	40 483	43 161
TOTAL.....	5 924 658	3 458 393	3 372 846	3 651 783	51 855 056	31 567 220	30 540 581	33 221 832
6744270	ALLOY STEEL SHEETS EX STNLS N SHPD N CTD INCLUDING HIGH SPEED TOOL STEEL PLATES							(LB)
CANADA.....	342 818	79 903	81 812	81 812	1 772 558	479 079	485 018	485 540
SWEDEN.....	63 103	67 997	70 877	74 484	595 684	505 194	509 494	534 859
U KING.....	64 394	78 589	78 589	82 264	245 244	347 388	347 388	363 426
FRANCE.....	67 533	127 737	124 265	126 620	1 228 500	1 142 494	1 123 536	1 168 328
W GERM.....	8 180	18 075	18 075	18 568	936 701	684 707	684 722	716 613
AUSTRIA.....	51 320	71 754	67 528	69 599	180 302	213 452	211 226	218 338
POLAND.....	-	-	-	-	199 098	35 499	35 499	39 656
ITALY.....	6 887 598	2 051 800	2 051 800	2 118 568	14 638 215	4 413 110	4 413 110	4 540 931
JAPAN.....	5 273 668	1 092 941	974 738	1 217 722	35 339 740	8 073 987	7 355 440	8 626 498
OTH CTY.....	-	-	-	-	5 908	1 447	1 334	1 503
TOTAL.....	12 758 614	3 588 796	3 467 684	3 789 637	55 141 950	15 896 357	15 166 767	16 695 692
6747000	TIN PLATE AND TIN COATED SHEET							(LB)
CANADA.....	712 413	131 014	132 237	140 081	6 246 838	1 184 000	1 195 316	1 285 920
U KING.....	-	-	-	-	103 734	44 344	44 512	46 192
NETHLDS.....	3 604 152	651 234	655 436	714 866	28 588 047	5 440 634	5 472 464	5 844 848
BELGIUM.....	3 239 784	550 114	550 114	632 723	20 401 116	3 805 150	3 805 150	4 286 311
FRANCE.....	5 895 928	1 217 516	1 196 087	1 303 265	18 759 954	4 640 351	4 618 433	4 940 623
W GERM.....	13 192 673	2 682 812	2 680 765	3 002 779	53 272 815	10 441 485	10 441 370	11 691 804
JAPAN.....	34 340 421	7 166 140	6 945 866	7 664 985	418 000 282	95 114 410	91 338 749	100 611 525
OTH CTY.....	-	-	-	-	7 024	725	725	871
TOTAL.....	60 985 371	12 398 830	12 160 505	13 458 699	545 379 810	120 681 099	116 916 719	128 708 094
6748510	STEEL SHEETS, PLTS, A STRIP ELEC COATED W BASE METAL OTHER THAN TIN, LEAD OR ZINC							(LB)
W GERM.....	14 006	10 527	10 555	11 224	873 517	385 228	380 194	421 076
JAPAN.....	13 884 577	2 552 924	2 431 604	2 771 409	63 280 283	12 560 219	11 938 254	13 404 380
OTH CTY.....	5 539	2 629	2 644	3 574	14 466	9 871	9 888	12 512
TOTAL.....	13 904 122	2 566 080	2 444 803	2 786 207	64 168 266	12 955 318	12 328 336	13 837 968
6748550	STEEL PLATES AND SHEETS COATED, NES INCLUDING GALVANIZED STEEL SHEETS							(LB)
CANADA.....	10 669 069	1 452 460	1 484 806	1 485 161	37 783 912	5 756 192	5 918 674	5 922 082
U KING.....	19 621	2 911	1 997	3 209	7 995 182	1 241 605	1 223 298	1 391 336
BELGIUM.....	-	-	-	-	20 534 967	3 868 303	4 188 659	4 513 634
FRANCE.....	4 346 290	668 997	663 992	752 619	59 708 991	9 417 428	10 715 523	11 863 820
W GERM.....	2 297 193	344 810	327 796	362 931	92 492 928	13 393 035	15 325 167	16 489 191
ITALY.....	12 605 870	1 756 972	1 620 027	1 873 429	32 572 506	4 844 422	4 493 620	4 965 762
HG KONG.....	-	-	-	-	201 245	42 941	37 506	46 330
CHINA T.....	-	-	-	-	1 657 858	300 921	300 921	344 786
JAPAN.....	70 243 319	12 131 051	11 039 899	13 209 878	364 225 964	101 858 275	93 799 098	110 955 142

Table 2. Schedule A Commodity by Country of Origin, Customs, F.a.s., and C.i.f. Values—Continued

(See "Explanation of Statistics" for information on coverage, definitions of Customs, f.a.s., and c.i.f. values, sources of error in the data, OTH CTY (other countries), and other definitions and features of the import statistics. Shipments valued less than \$251 are shown only under Schedule A commodity number 990.0000 and excluded from all other commodities.)

Country of origin	Schedule A commodity number, description and unit of quantity							
	Current month				Cumulative, January to date			
	Net quantity	Value (dollars)			Net quantity	Value (dollars)		
Customs		F.a.s.	C.i.f.	Customs		F.a.s.	C.i.f.	
AUSTRAL.....	2 742 596	450 299	450 299	528 121	11 766 363	2 016 267	2 016 267	2 313 289
N ZEAL.....	277 978	49 371	49 371	54 170	16 352 571	2 869 205	2 889 215	3 165 833
OTH CTY.....	-	-	-	-	31 111	10 379	10 446	10 575
TOTAL.....	103 201 936	16 856 871	15 638 187	18 269 518	845 323 598	145 618 973	140 918 394	161 981 780
6750310	STAINLESS STEEL STRIP, NOT CUT, PRESSED ETC TO NONRECTANGULAR SHAPE							(LB)
CANADA.....	305 517	108 759	111 590	111 590	2 127 423	790 106	803 490	803 489
SWEDEN.....	51 638	86 607	86 830	90 243	1 167 676	1 927 639	1 921 241	1 992 183
U KING.....	73 333	93 015	92 725	97 184	856 662	739 347	729 510	777 239
BELGIUM.....	134 257	113 494	105 970	110 816	941 362	721 536	692 044	725 919
FRANCE.....	104 589	54 474	54 474	58 199	1 981 486	1 040 703	1 033 485	1 095 609
JAPAN.....	1 343 207	703 409	681 313	765 101	7 394 700	4 123 898	3 926 697	4 449 358
OTH CTY.....	3 854	1 877	1 877	2 008	114 468	85 941	85 947	89 188
TOTAL.....	2 016 395	1 161 635	1 134 779	1 235 141	14 583 777	9 429 170	9 192 414	9 932 985
6750320	ALLOY STEEL STRIP EXCEPT STAINLESS, NOT CUT, PRESSED ETC TO NONRECTANGULAR SHAPE							(LB)
CANADA.....	59 189	26 622	27 132	27 132	183 450	108 310	107 472	109 429
SWEDEN.....	102 246	105 906	106 936	111 277	838 751	989 440	992 161	1 033 218
U KING.....	144 381	117 305	117 822	123 443	729 150	503 008	502 302	535 509
FRANCE.....	4 301	12 342	12 342	14 346	31 654	59 456	59 461	63 954
W GERM.....	9 958	20 172	20 172	20 608	872 197	325 643	339 427	349 261
AUSTRIA.....	35 439	74 479	74 479	76 199	170 002	245 821	245 603	252 784
JAPAN.....	621 695	185 966	171 362	196 231	2 200 903	1 860 555	1 657 081	1 936 567
TOTAL.....	977 209	542 792	530 245	569 236	5 026 107	4 092 233	3 903 507	4 280 722
6750330	STAINLESS STEEL FLAT WIRE, NOT OVER .05 INCH IN THICKNESS, NOT COATED							(LB)
SWEDEN.....	20 094	80 822	80 946	82 786	169 466	508 571	509 470	520 422
U KING.....	-	-	-	-	170 536	179 986	179 398	187 441
JAPAN.....	26 379	29 929	27 279	29 208	361 367	390 515	357 163	407 910
OTH CTY.....	-	-	-	-	31 430	27 374	27 177	28 675
TOTAL.....	46 473	110 751	108 225	111 994	732 799	1 106 446	1 073 208	1 144 448
6750340	ALLOY STEEL FLAT WIRE EXCEPT STAINLESS, NOT OVER .05 INCH IN THICKNESS							(LB)
OTH CTY.....	-	-	-	-	47 776	26 533	26 800	27 431
TOTAL.....	-	-	-	-	47 776	26 533	26 800	27 431
6750420	STEEL STRIP, HOT ROLLED, NOT ALLOYED, NOT CUT, PRESSED ETC TO NONRECTANGULAR SHAPE							(LB)
CANADA.....	848 259	114 324	115 393	115 393	5 142 414	689 644	698 937	703 773
SWEDEN.....	31 755	33 233	33 400	34 460	69 154	55 808	56 008	58 668
U KING.....	4 774	5 108	5 108	6 775	5 465 072	667 392	667 402	761 246
BELGIUM.....	116 104	18 331	18 011	20 529	3 696 405	555 798	648 110	731 075
FRANCE.....	-	-	-	-	150 397	33 487	35 022	36 914
W GERM.....	825 676	187 062	187 061	215 563	6 899 784	1 599 929	1 680 711	1 767 601
KOR REP.....	109 062	10 389	10 389	11 768	479 383	70 051	69 387	75 736
JAPAN.....	633 860	129 983	127 222	146 650	3 444 870	843 140	814 825	935 437
OTH CTY.....	3 227	3 481	3 552	3 689	44 208	47 613	47 684	49 890
TOTAL.....	2 572 717	501 911	500 136	554 827	25 391 687	4 562 862	4 718 086	5 120 340
6750440	STEEL STRIP, COLD ROLLED, NOT ALLOYED, NOT CUT, PRESSED ETC TO NONRECTANGULAR SHAPE							(LB)
CANADA.....	597 377	134 531	136 734	136 734	3 191 349	650 397	662 986	662 739
SWEDEN.....	528 945	516 702	517 806	543 204	4 034 339	4 271 574	4 260 128	4 465 801
U KING.....	558 491	256 388	256 303	277 035	4 207 627	1 780 692	1 780 496	1 931 402
FRANCE.....	-	-	-	-	845 188	214 390	214 690	233 125
W GERM.....	783 912	289 461	289 460	312 312	9 325 978	3 472 893	3 472 402	3 748 208
SWITZLD.....	60 606	39 269	39 813	41 707	207 857	131 393	134 162	141 564
JAPAN.....	1 255 226	300 766	275 618	337 589	6 372 967	1 534 116	1 457 861	1 699 765
OTH CTY.....	8 818	3 170	3 170	3 540	106 412	31 698	31 782	34 790
TOTAL.....	3 793 375	1 540 287	1 518 904	1 652 121	28 291 717	12 087 153	12 014 507	12 917 394
6750460	STEEL FLAT WIRE, NOT ALLOYED, NOT OVER .05 INCH IN THICKNESS							(LB)
SWEDEN.....	103 616	111 873	112 667	116 741	815 091	957 827	964 602	1 005 179
U KING.....	21 700	13 534	13 534	14 438	704 628	449 031	447 928	477 666
NETHLDs.....	-	-	-	-	44 709	44 586	44 586	46 905
BELGIUM.....	202 101	80 819	79 847	86 468	1 371 581	561 598	560 944	600 525
FRANCE.....	580 664	180 888	181 080	205 957	3 190 958	975 234	978 445	1 061 634
W GERM.....	187 419	148 127	147 016	154 299	1 985 343	1 640 118	1 635 632	1 715 000
HG KONG.....	50 770	38 530	38 530	39 442	465 057	282 702	271 137	285 395
JAPAN.....	254 316	152 741	151 454	161 431	4 683 914	2 017 186	1 948 324	2 154 687
OTH CTY.....	9 898	2 469	2 331	2 472	103 362	23 192	23 699	23 840
TOTAL.....	1 410 484	728 981	726 459	781 248	13 364 643	6 951 474	6 875 297	7 370 831
6761000	RAILS OF IRON OR STEEL							(LB)
CANADA.....	4 704 530	563 619	581 978	578 686	45 055 025	5 524 564	5 641 528	5 796 601
U KING.....	-	-	-	-	921 041	120 017	120 573	149 535
BELGIUM.....	1 695 362	407 039	408 177	444 137	19 751 844	4 369 898	4 363 981	4 789 445
FRANCE.....	629 735	97 448	97 448	109 124	5 998 758	1 010 472	1 008 438	1 119 218
W GERM.....	944 544	244 597	244 597	264 782	1 926 711	464 376	464 377	504 173
AUSTRIA.....	-	-	-	-	2 143 386	281 963	280 496	331 429
JAPAN.....	2 378 734	343 861	324 485	398 492	46 117 450	6 756 883	6 422 881	7 660 679
OTH CTY.....	15 698	6 144	6 671	6 671	87 726	19 080	19 928	22 476
TOTAL.....	10 368 603	1 662 708	1 663 356	1 801 892	122 001 941	18 547 253	18 322 202	20 373 556

Table 2. Schedule A Commodity by Country of Origin, Customs, F.a.s., and C.i.f. Values—Continued

(See "Explanation of Statistics" for information on coverage, definitions of Customs, f.a.s., and c.i.f. values, sources of error in the data, OTH CTY (other countries), and other definitions and features of the import statistics. Shipments valued less than \$251 are shown only under Schedule A commodity number 990.0000 and excluded from all other commodities.)

Country of origin	Schedule A commodity number, description and unit of quantity							
	Current month				Cumulative, January to date			
	Net quantity	Value (dollars)			Net quantity	Value (dollars)		
Customs		F.a.s.	C.i.f.	Customs		F.a.s.	C.i.f.	
6762000	JOINT BARS AND TIE PLATES OF IRON OR STEEL							(LB)
CANADA.....	630 260	33 834	34 669	34 669	2 524 140	261 676	272 300	272 300
BELGIUM.....	29 572	8 684	8 731	9 405	440 265	129 230	130 582	140 785
JAPAN.....	1 350	1 389	1 389	1 446	2 202 374	308 726	308 726	386 601
OTH CTY.....	20 456	7 465	7 465	8 154	97 775	24 947	24 858	30 346
TOTAL.....	681 638	51 372	52 254	53 674	5 264 554	724 579	736 466	830 032
6770310	STAINLESS STEEL ROUND WIRE							(LB)
CANADA.....	18 761	57 083	56 063	56 381	190 388	382 803	384 336	385 327
BRAZIL.....	-	-	-	-	307 167	208 358	208 014	216 509
SWEDEN.....	585 980	918 249	908 791	933 909	4 216 330	6 271 324	6 209 798	6 434 831
FINLAND.....	-	-	-	-	140 458	40 209	40 209	43 878
U KING.....	30 260	43 470	43 470	51 544	594 763	567 467	574 057	623 816
BELGIUM.....	61 806	85 059	82 470	86 973	436 718	630 338	610 788	643 959
FRANCE.....	190 130	96 510	96 510	101 937	2 620 482	2 175 552	2 150 618	2 244 238
W GERM.....	45 496	47 848	47 848	50 902	1 348 840	1 033 374	1 025 359	1 086 886
AUSTRIA.....	-	-	-	-	90 380	98 213	98 213	101 728
SPAIN.....	90 422	51 499	51 499	55 061	619 010	370 350	366 491	388 311
KOR REP.....	53 638	44 991	42 133	50 646	53 638	44 991	42 133	50 646
JAPAN.....	1 144 943	1 031 752	1 020 697	1 095 389	13 959 198	13 800 135	13 305 471	14 394 751
AUSTRAL.....	281	15 184	15 184	15 390	1 222	46 774	46 774	48 316
OTH CTY.....	35 349	29 663	29 663	30 636	41 842	43 280	43 285	44 604
TOTAL.....	2 257 066	2 421 308	2 394 328	2 528 768	24 620 436	25 713 168	25 105 546	26 707 800
6770350	ALLOY IRON OR STEEL WIRE NES, EXCEPT FLAT WIRE							(LB)
CANADA.....	21 326	12 452	12 708	12 708	660 633	541 686	543 133	544 680
BRAZIL.....	1 424	1 116	1 116	1 173	198 649	141 141	136 187	140 697
SWEDEN.....	346 952	147 315	147 338	159 565	2 259 143	952 570	946 907	1 019 269
FINLAND.....	187 287	55 637	55 637	61 433	292 167	81 140	81 140	89 796
U KING.....	204 407	87 461	86 367	94 013	2 036 136	698 893	694 906	779 279
IRELAND.....	-	-	-	-	88 650	89 621	89 621	94 317
BELGIUM.....	78 577	26 601	26 726	28 779	1 747 783	701 883	697 786	749 989
FRANCE.....	22	2 501	2 501	2 548	1 176 180	385 741	392 636	419 873
W GERM.....	467 302	197 474	197 637	210 264	5 030 571	1 851 520	1 854 749	2 004 239
ITALY.....	6 275	20 989	21 424	20 828	204 828	99 056	100 010	109 160
JAPAN.....	435 868	165 218	161 105	184 704	8 629 700	2 975 452	2 871 081	3 282 344
OTH CTY.....	10 297	8 367	8 367	8 852	117 885	67 164	65 623	71 227
TOTAL.....	1 759 737	725 131	720 926	785 877	22 442 325	8 585 867	8 473 779	9 304 870
6770420	STEEL WIRE, NES, EXCEPT FLAT WIRE, NOT COATED, AND NOT ALLOYED							(LB)
CANADA.....	3 868 889	748 259	757 587	757 637	24 081 154	4 876 283	4 966 832	4 966 907
SWEDEN.....	214 395	155 496	154 125	161 579	2 688 398	1 394 399	1 389 593	1 537 972
DENMARK.....	40 005	8 557	8 557	9 678	2 382 456	576 013	576 013	653 128
U KING.....	3 410 047	885 055	886 386	1 000 430	18 394 615	4 755 630	4 748 089	5 338 941
NETHLDS.....	-	-	-	-	202 001	57 104	57 104	61 538
BELGIUM.....	788 385	352 063	346 625	381 943	12 304 663	4 359 329	4 268 554	4 664 321
FRANCE.....	1 180 772	236 223	236 223	260 928	8 031 898	1 832 550	1 847 648	2 030 284
W GERM.....	173 854	74 369	74 369	79 382	9 083 594	2 923 865	2 913 284	3 189 379
AUSTRIA.....	63 394	17 509	17 509	20 808	686 484	182 998	182 832	216 289
SWITZLD.....	-	-	-	-	382 807	109 436	109 436	130 997
POLAND.....	58 080	8 249	8 249	10 061	1 908 797	511 517	505 481	570 602
SPAIN.....	-	-	-	-	502 445	103 956	103 956	122 889
ITALY.....	205 956	70 925	70 925	78 875	227 475	76 239	76 239	85 542
INDIA.....	-	-	-	-	296 678	100 211	100 211	113 739
CHINA M.....	-	-	-	-	1 190 484	236 368	236 368	274 918
KOR REP.....	237 170	53 426	48 305	60 989	4 634 098	1 122 394	1 092 402	1 242 071
CHINA T.....	-	-	-	-	507 453	130 228	130 228	147 597
JAPAN.....	16 916 950	3 885 917	3 689 248	4 303 657	187 223 777	46 224 196	43 341 741	50 566 486
REP SAF.....	517 384	101 781	101 781	128 839	4 155 932	526 312	526 312	661 430
OTH CTY.....	35 882	1 913	1 913	2 667	465 840	65 019	66 937	80 173
TOTAL.....	27 711 163	6 599 742	6 401 802	7 257 473	279 351 049	70 166 047	67 239 260	76 655 203
6770440	STEEL WIRE, NES, EXCEPT FLAT WIRE, COATED AND NOT ALLOYED							(LB)
CANADA.....	2 416 619	651 125	655 241	655 883	10 456 738	2 876 991	2 904 262	2 904 771
BRAZIL.....	-	-	-	-	106 189	31 309	31 309	33 151
SWEDEN.....	49 512	41 669	40 971	43 129	742 798	460 715	452 718	488 842
NORWAY.....	-	-	-	-	647 490	246 583	246 308	264 463
U KING.....	1 479 128	503 674	503 674	553 141	13 626 791	4 383 615	4 361 919	4 848 338
NETHLDS.....	-	-	-	-	759 754	135 009	135 009	151 038
BELGIUM.....	5 293 828	1 618 070	1 598 939	1 760 145	33 897 730	11 877 374	11 778 479	12 808 604
FRANCE.....	1 692 655	502 767	502 056	552 228	13 709 335	4 317 151	4 314 430	4 680 251
W GERM.....	1 104 159	311 814	311 207	341 845	10 194 615	3 328 203	3 326 818	3 594 365
POLAND.....	-	-	-	-	622 403	185 228	185 342	207 978
ITALY.....	460 147	86 215	86 220	105 357	1 544 225	384 197	384 247	449 571
INDIA.....	-	-	-	-	598 879	204 491	204 491	234 717
KOR REP.....	850 000	229 844	229 844	251 570	3 266 500	972 906	972 906	1 056 399
CHINA T.....	-	-	-	-	1 929 038	556 045	556 045	623 905
JAPAN.....	3 691 402	936 400	874 403	1 019 863	51 565 810	15 926 465	14 878 340	17 159 284
AUSTRAL.....	335 236	53 589	53 589	58 456	1 971 626	347 231	347 231	382 568
N ZEAL.....	-	-	-	-	141 828	39 296	39 296	44 902
REP SAF.....	-	-	-	-	885 082	175 059	175 059	220 072
OTH CTY.....	16 136	1 990	1 990	2 775	38 932	8 865	8 865	10 533
TOTAL.....	17 388 822	4 937 157	4 858 134	5 344 392	146 705 763	46 456 733	45 323 074	50 163 752

Table 2. Schedule A Commodity by Country of Origin, Customs, F.a.s., and C.i.f. Values—Continued

(See "Explanation of Statistics" for information on coverage, definitions of Customs, f.a.s., and c.i.f. values, sources of error in the data, OTH CTY (other countries), and other definitions and features of the import statistics. Shipments valued less than \$251 are shown only under Schedule A commodity number 990.0000 and excluded from all other commodities.)

Country of origin	Schedule A commodity number, description and unit of quantity							
	Current month				Cumulative, January to date			
	Net quantity	Value (dollars)			Net quantity	Value (dollars)		
Customs		F.a.s.	C.i.f.	Customs		F.a.s.	C.i.f.	
6781000	CAST IRON PIPES AND TUBES							(LB)
CANADA.....	526 162	116 800	122 414	122 414	6 633 441	1 397 334	1 445 812	1 445 812
INDIA.....	411 603	36 408	36 408	49 128	700 855	67 445	67 445	89 714
OTH CTY.....	372	1 541	1 541	1 653	383 101	57 082	57 081	68 988
TOTAL.....	938 137	154 749	160 363	173 195	7 717 397	1 521 861	1 570 338	1 604 514
6782010	OILWELL CASING, STEEL, NOT ALLOYED, CONFORMING TO API SPECIFICATIONS							(LB)
CANADA.....	4 660 276	1 500 614	1 535 112	1 542 958	40 394 685	11 284 976	11 333 902	11 349 496
MEXICO.....	669 642	182 942	182 942	182 942	2 537 105	1 137 499	1 153 857	1 155 331
U KING.....	62 884	29 128	30 095	31 620	62 884	29 128	30 095	31 620
ITALY.....	-	-	-	-	1 119 460	733 436	709 365	791 732
ROMANIA.....	-	-	-	-	1 091 087	279 968	279 968	294 473
SINGAPR.....	-	-	-	-	164 288	76 211	76 211	83 064
KOR REP.....	1 913 476	608 811	525 422	637 967	1 913 476	608 811	525 422	637 967
JAPAN.....	28 490 775	11 350 838	10 626 166	11 675 866	167 354 714	58 169 865	54 473 758	60 888 908
OTH CTY.....	-	-	-	-	59 319	16 272	16 272	20 971
TOTAL.....	35 797 053	13 672 333	12 899 737	14 071 353	214 697 018	72 336 166	68 598 850	75 253 562
6782020	STEEL PIPES, TUBES, HOLLOW BARS AND BLANKS THEREFOR, NOT ALLOYED, NES							(LB)
CANADA.....	10 730 128	2 288 584	2 320 304	2 316 203	59 278 343	11 945 685	12 125 594	12 165 907
MEXICO.....	1 464 500	238 230	238 589	239 069	12 573 885	2 923 010	2 952 124	2 973 348
ARGENT.....	-	-	-	-	592 696	146 359	146 359	158 619
DENMARK.....	4 249	7 649	7 649	7 815	67 491	74 199	74 199	76 315
U KING.....	4 101 784	1 108 133	1 086 576	1 202 051	22 879 186	6 673 525	6 446 056	7 289 423
BELGIUM.....	-	-	-	-	162 082	38 282	38 282	46 530
FRANCE.....	505 295	295 700	278 234	296 772	6 456 466	2 915 930	2 812 836	3 032 507
W GERM.....	4 494 106	2 535 616	2 542 819	2 652 178	15 529 293	7 818 969	7 817 009	8 216 174
AUSTRIA.....	173 090	33 540	33 540	38 864	349 083	67 616	67 616	78 379
CZECHO.....	-	-	-	-	1 459 739	351 246	351 246	381 083
SPAIN.....	-	-	-	-	365 893	106 254	106 254	120 631
ITALY.....	171 768	221 498	221 498	225 623	7 920 802	1 632 992	1 633 090	1 889 982
YUGOSLV.....	447 203	94 156	94 156	109 491	5 488 243	1 274 992	1 274 992	1 448 513
ROMANIA.....	-	-	-	-	733 512	184 730	184 730	197 974
ISRAEL.....	1 189 130	419 159	412 608	448 577	4 572 261	1 614 328	1 603 359	1 743 624
KOR REP.....	-	-	-	-	177 784	28 118	39 541	43 364
JAPAN.....	38 795 342	11 044 294	10 273 394	11 700 840	235 942 985	55 927 927	51 884 548	60 234 229
OTH CTY.....	1 067	2 680	2 680	2 904	26 499	36 654	36 654	38 151
TOTAL.....	62 077 662	18 289 239	17 512 047	19 240 387	374 576 243	93 760 816	89 594 489	100 134 753
6782040	HOLLOW BARS, ALLOY IRON OR STEEL, NOT SUITABLE TO MANUFACTURE BALL OR ROLLER BEARINGS							(LB)
CANADA.....	236 932	114 037	115 364	115 364	533 300	339 306	341 611	341 611
U KING.....	167 625	90 284	90 284	95 062	563 196	289 518	289 518	303 261
FRANCE.....	36 412	105 315	105 315	107 692	172 261	464 240	464 240	474 359
OTH CTY.....	-	-	-	-	18 077	20 431	20 510	21 699
TOTAL.....	440 969	309 636	310 963	318 118	1 286 834	1 113 495	1 115 870	1 140 930
6782060	STEEL PIPES, TUBES AND BLANKS THEREFOR, ALLOYED, NES INCLUDING OIL WELL CASING							(LB)
CANADA.....	4 565 324	1 377 677	1 386 623	1 380 161	29 406 861	8 924 393	8 975 241	8 969 880
MEXICO.....	12 180	4 089	4 090	4 090	1 994 647	1 516 064	1 516 404	1 516 424
ARGENT.....	-	-	-	-	2 033 750	502 211	502 211	544 277
SWEDEN.....	3 123 008	1 328 237	1 327 893	1 426 132	14 709 759	8 431 920	8 368 236	8 819 526
U KING.....	2 593 975	1 072 790	983 390	1 059 460	12 618 906	4 151 868	4 019 062	4 423 061
NETHLDs.....	123 265	51 579	49 625	53 384	130 174	53 573	51 619	55 709
BELGIUM.....	-	-	-	-	222 461	119 765	119 765	127 104
FRANCE.....	312 260	454 998	454 998	465 407	3 438 807	3 797 298	3 798 040	3 896 300
W GERM.....	1 799 941	912 708	849 080	898 487	15 399 812	8 772 175	8 377 589	8 905 829
CZECHO.....	-	-	-	-	468 213	122 420	122 420	134 313
SWITZLD.....	152	3 505	3 505	3 933	12 839	94 697	94 794	98 083
SPAIN.....	32 716	36 036	36 036	39 130	511 809	366 896	366 896	385 584
ITALY.....	-	-	-	-	868 083	726 041	726 041	757 666
JAPAN.....	11 588 068	7 308 408	6 960 323	7 562 966	52 173 638	31 807 189	29 963 633	33 414 864
AUSTRAL.....	4 411	6 925	6 925	7 206	118 173	187 626	181 926	186 286
OTH CTY.....	-	-	-	-	364	323	323	506
TOTAL.....	24 155 300	12 556 952	12 062 488	12 900 356	134 108 296	69 574 459	67 184 200	72 235 412
6785020	FLANGES, FORGED STEEL AND WELDING FITTINGS OF STEEL							(LB)
CANADA.....	109 977	117 455	117 626	118 017	970 104	825 980	820 052	836 252
VENEZ.....	-	-	-	-	51 930	58 688	58 688	60 899
BRAZIL.....	2 400	3 713	3 713	3 810	157 555	61 968	61 968	69 394
U KING.....	994 727	686 678	685 364	730 537	3 389 546	2 092 163	2 095 730	2 243 150
IRELAND.....	158 693	73 925	73 925	80 237	1 316 078	754 019	752 226	817 658
NETHLDs.....	173 608	141 383	142 144	152 607	366 169	316 947	318 049	336 655
BELGIUM.....	1 499	4 532	4 532	4 721	531 520	426 979	426 979	449 343
FRANCE.....	691 972	429 751	485 244	521 006	4 278 568	3 298 261	3 327 899	3 520 178
W GERM.....	3 111 861	1 890 274	1 821 592	1 927 573	25 493 698	15 126 973	14 717 098	15 584 909
SPAIN.....	342 460	220 758	220 758	234 978	1 592 366	1 026 316	1 026 839	1 095 943
ITALY.....	730 949	450 422	451 051	474 942	5 141 544	3 445 443	3 446 425	3 665 182
YUGOSLV.....	-	-	-	-	89 258	58 147	58 147	64 893
ISRAEL.....	21 967	22 298	22 298	23 593	103 507	135 089	135 089	140 272
INDIA.....	39 117	15 896	15 896	17 104	2 086 672	1 006 295	999 801	1 071 870
CHINA T.....	-	-	-	-	88 399	48 744	48 744	52 745
JAPAN.....	4 677 274	4 092 784	4 007 091	4 300 029	39 491 821	31 140 958	30 197 613	32 719 586
REP SAF.....	-	-	-	-	118 105	46 814	44 456	58 223
OTH CTY.....	53	752	752	775	81 128	74 874	71 247	77 225
TOTAL.....	11 056 557	8 150 621	8 051 986	8 589 929	85 347 968	59 944 658	58 607 050	62 864 377

Table 2. **Schedule A Commodity by Country of Origin, Customs, F.a.s., and C.i.f. Values—Continued**

(See "Explanation of Statistics" for information on coverage, definitions of Customs, f.a.s., and c.i.f. values, sources of error in the data, OTH CTY (other countries), and other definitions and features of the import statistics. Shipments valued less than \$251 are shown only under Schedule A commodity number 990.0000 and excluded from all other commodities.)

Country of origin	Schedule A commodity number, description and unit of quantity							
	Current month				Cumulative, January to date			
	Net quantity	Value (dollars)			Net quantity	Value (dollars)		
Customs		F.a.s.	C.i.f.	Customs		F.a.s.	C.i.f.	
6785030	CAST-IRON FITTINGS, NOT MALLEABLE							(LB)
CANADA.....	84 883	65 369	65 817	66 356	1 377 470	855 173	813 684	856 171
INDIA.....	121 390	16 869	16 869	19 596	704 368	103 533	103 411	124 457
KOR REP.....	-	-	-	-	125 895	31 140	31 140	35 639
JAPAN.....	55 487	20 503	22 613	24 824	225 835	96 770	102 098	111 318
OTH CTY.....	73 357	17 917	17 917	19 356	357 432	85 105	65 119	91 330
TOTAL.....	335 117	120 658	123 216	130 132	2 791 000	1 171 721	1 135 452	1 218 915
6785050	CAST-IRON FITTINGS, MALLEABLE							(LB)
CANADA.....	4 062	7 066	7 086	7 657	38 216	78 651	78 825	79 749
MEXICO.....	-	-	-	-	60 803	35 445	35 445	36 251
U KING.....	39 474	36 295	36 295	38 300	428 636	314 893	314 893	333 970
SWITZLD.....	-	-	-	-	131 040	103 432	109 382	115 332
ITALY.....	-	-	-	-	23 359	33 147	33 147	34 905
CHINA T.....	74 365	40 902	40 902	44 483	148 955	74 917	74 917	81 297
JAPAN.....	1 191 228	544 792	547 992	594 962	5 979 101	2 764 892	2 720 931	2 951 830
REP SAF.....	-	-	-	-	205 200	45 309	45 309	57 863
OTH CTY.....	34 097	18 747	18 747	20 289	35 178	21 909	21 909	23 765
TOTAL.....	1 343 226	647 802	651 022	705 691	7 050 488	3 472 595	3 434 758	3 714 962
6785090	TUBE AND PIPE FITTINGS OF IRON OR STEEL, NES							(LB)
CANADA.....	463 704	343 345	343 924	346 863	2 318 300	2 051 670	2 043 223	2 055 865
MEXICO.....	12 289	12 450	12 478	12 478	25 734	106 961	107 104	107 187
U KING.....	140 480	105 714	105 760	114 708	540 281	616 930	609 603	665 944
IRELAND.....	39 659	41 270	38 257	40 479	401 178	425 493	416 394	441 299
BELGIUM.....	-	-	-	-	73 077	46 358	45 889	49 899
FRANCE.....	122 591	86 781	86 781	92 385	876 833	653 574	647 278	696 098
W GERM.....	643 297	586 184	541 605	576 702	1 459 352	1 328 412	1 283 243	1 354 838
SPAIN.....	2 930	13 183	13 183	13 556	888 086	724 777	724 777	772 141
ITALY.....	77 870	53 107	53 387	57 278	648 484	627 522	627 988	667 394
ISRAEL.....	7 614	39 469	39 269	39 946	79 786	271 932	271 732	277 067
CHINA T.....	144 183	47 076	47 076	51 055	146 887	51 397	51 397	56 055
JAPAN.....	887 630	941 165	910 639	982 235	5 983 998	5 794 583	5 651 481	6 088 388
AUSTRAL.....	211 251	25 332	25 332	25 332	1 214 727	597 396	597 396	655 485
REP SAF.....	-	-	-	-	94 342	65 025	65 025	72 303
OTH CTY.....	269	4 400	4 415	5 543	35 348	62 171	60 849	65 136
TOTAL.....	2 753 767	2 359 476	2 282 106	2 427 848	14 786 413	13 424 201	13 203 379	14 025 099
6786005	PIPES TUBES AND BLANKS THEREFOR, STEEL, WELDED, NOT ALLOYED, NOT OVER 4.5 IN OUT DIAMETER							(LB)
CANADA.....	3 064 356	607 728	624 298	624 298	18 208 542	3 783 923	3 892 461	3 894 542
MEXICO.....	3 713 315	651 249	654 789	654 789	34 045 481	6 660 908	6 704 824	6 704 957
DOM REP.....	-	-	-	-	2 204 620	523 890	523 890	558 943
BRAZIL.....	-	-	-	-	583 905	61 648	61 648	75 527
U KING.....	830 861	159 638	159 638	180 462	4 353 393	800 744	800 744	904 634
NETHLDS.....	14 176	2 545	2 601	3 132	1 018 946	222 072	222 255	246 115
BELGIUM.....	-	-	-	-	5 211 488	1 157 908	1 152 245	1 275 648
FRANCE.....	14 993	9 874	9 874	10 696	1 232 291	403 569	401 703	434 751
W GERM.....	2 375 672	577 383	573 368	637 131	39 530 692	9 612 661	9 612 468	10 529 033
CZECHO.....	-	-	-	-	4 403 996	1 033 534	1 033 534	1 127 865
SWITZLD.....	-	-	-	-	1 130 527	241 125	240 598	270 724
SPAIN.....	-	-	-	-	4 952 937	968 202	955 276	1 080 735
ITALY.....	4 990 112	698 884	698 884	892 358	24 631 593	4 331 890	4 331 890	5 185 446
YUGOSLV.....	112 391	23 344	23 344	26 588	1 494 896	276 526	277 936	326 609
THAILND.....	-	-	-	-	1 042 772	172 250	172 250	206 586
PHIL R.....	-	-	-	-	707 448	125 127	125 127	144 017
KOR REP.....	5 976 844	810 889	810 889	901 529	73 893 658	13 483 119	13 333 043	14 849 097
CHINA T.....	1 389 500	199 513	199 513	236 241	26 617 907	5 414 540	5 323 638	5 926 232
JAPAN.....	31 152 530	6 128 019	5 862 074	6 363 308	307 027 020	63 398 768	60 479 622	69 085 282
AUSTRAL.....	552 437	83 605	83 605	96 941	29 463 535	5 668 421	5 554 860	6 340 309
REP SAF.....	30 358	7 945	7 945	9 874	575 277	142 088	142 088	176 272
OTH CTY.....	20 746	4 022	4 022	4 746	75 505	24 369	24 369	26 637
TOTAL.....	54 238 291	9 964 638	9 714 844	10 642 093	582 406 429	118 507 282	115 366 469	129 369 961
6786015	PIPES TUBES AND BLANKS THEREFOR, STEEL, WELDED, NOT ALLOYED, OV 4.5 NOT OV 16 IN OUT DIAM							(LB)
CANADA.....	1 204 774	201 566	208 908	208 908	25 118 476	5 721 518	5 834 790	5 841 290
MEXICO.....	428 808	105 998	105 635	105 635	1 798 625	420 895	432 176	432 176
U KING.....	133 853	76 781	78 982	84 598	985 340	382 418	384 619	421 285
FRANCE.....	-	-	-	-	999 118	205 016	204 290	228 094
W GERM.....	264 839	68 296	67 588	74 441	4 908 393	1 091 911	1 088 005	1 218 372
SPAIN.....	540 556	87 914	87 914	94 041	24 324 160	3 925 853	3 925 853	4 338 414
ITALY.....	2 249 995	285 152	285 152	376 922	15 308 945	3 377 375	3 377 375	3 795 583
ISRAEL.....	3 858 595	923 681	923 681	1 012 951	13 349 427	3 623 006	3 623 006	3 981 789
KOR REP.....	5 050 399	753 212	753 212	840 992	45 966 391	8 670 051	8 521 910	9 517 841
CHINA T.....	-	-	-	-	5 393 767	1 033 094	1 033 093	1 161 119
JAPAN.....	20 731 589	4 239 690	4 136 150	4 641 135	201 567 468	47 887 806	45 525 952	51 849 349
AUSTRAL.....	-	-	-	-	8 295 183	1 828 665	1 761 160	1 996 970
TOTAL.....	34 463 408	6 742 290	6 647 222	7 439 623	348 015 293	78 167 608	75 712 229	84 782 282
6786025	PIPES TUBES AND BLANKS THEREFOR, STEEL, WELDED, NOT ALLOYED, OVER 16 IN OUTSIDE DIAMETER							(LB)
CANADA.....	11 289 207	3 346 328	3 368 913	3 518 913	70 779 816	17 429 620	17 726 920	17 886 512
U KING.....	1 582 135	509 834	509 827	538 688	4 775 687	1 357 017	1 357 005	1 455 631
W GERM.....	-	-	-	-	22 174 301	3 739 345	3 739 345	4 475 539
ITALY.....	-	-	-	-	885 334	234 927	234 927	250 388
JAPAN.....	32 691 934	10 378 871	10 256 536	11 504 784	208 909 062	65 046 233	64 169 695	71 535 132
OTH CTY.....	-	-	-	-	108 354	27 400	27 400	32 453
TOTAL.....	45 563 276	14 235 033	14 135 276	15 562 385	307 632 554	87 834 542	87 255 292	95 635 655

Table 2. Schedule A Commodity by Country of Origin, Customs, F.a.s., and C.i.f. Values—Continued

(See "Explanation of Statistics" for information on coverage, definitions of Customs, f.a.s., and c.i.f. values, sources of error in the data, OTH CTY (other countries), and other definitions and features of the import statistics. Shipments valued less than \$251 are shown only under Schedule A commodity number 990.0000 and excluded from all other commodities.)

Country of origin	Schedule A commodity number, description and unit of quantity							
	Net quantity	Current month			Net quantity	Cumulative, January to date		
		Value (dollars)				Value (dollars)		
		Customs	F.a.s.	C.i.f.		Customs	F.a.s.	C.i.f.
6786040	PIPES, TUBES, AND BLANKS THEREFOR, OF STEEL, WELDED, ALLOYED							(LB)
CANADA.....	393 320	370 228	371 767	371 767	2 431 906	1 603 911	1 622 591	1 623 763
MEXICO.....	141 712	198 246	198 246	204 608	604 946	892 467	892 467	923 318
SWEDEN.....	-	-	-	-	542 759	774 752	764 469	773 867
U KING.....	-	-	-	-	176 920	311 770	311 770	321 733
NETHLDLS.....	-	-	-	-	465 104	812 718	795 981	814 088
W GERM.....	-	-	-	-	24 948	44 652	44 652	46 475
SPAIN.....	56 839	83 824	83 824	108 812	158 608	214 622	214 622	251 425
JAPAN.....	1 474 159	1 722 974	1 610 054	1 820 038	15 048 325	16 115 542	15 138 996	16 855 959
AUSTRAL.....	56 000	67 418	67 418	69 944	159 656	221 592	221 292	229 413
OTH CTY.....	7 056	2 242	2 242	2 439	35 232	50 217	50 635	52 391
TOTAL.....	2 129 086	2 444 932	2 333 551	2 577 608	19 648 404	21 042 243	20 057 475	21 892 432
6791000	CASTINGS, IRON, ROUGH							(LB)
CANADA.....	576 296	273 806	274 338	274 751	3 452 148	1 451 933	1 457 215	1 456 190
MEXICO.....	432 404	143 311	146 928	146 928	3 073 074	968 933	985 319	985 499
U KING.....	649 041	375 932	376 044	403 616	3 685 035	1 936 356	1 937 303	2 087 221
NETHLDLS.....	72 408	39 850	39 850	42 532	195 385	128 372	128 372	138 498
BELGIUM.....	-	-	-	-	208 205	108 283	108 283	119 524
FRANCE.....	183 154	105 830	105 830	111 881	980 157	550 737	550 617	579 589
W GERM.....	211 954	173 340	173 340	181 103	1 867 935	1 411 701	1 407 621	1 467 696
POLAND.....	17 620	157 023	157 023	160 000	39 789	210 218	210 218	217 440
SPAIN.....	183 593	93 722	93 722	104 390	886 154	443 847	443 847	481 426
PORTUGL.....	22 753	40 388	40 841	43 439	1 768 802	666 916	672 857	753 455
ITALY.....	46 385	24 956	24 956	27 345	293 056	150 598	150 636	164 613
YUGOSLV.....	148 967	51 256	51 256	57 923	865 879	293 784	293 783	329 654
ISRAEL.....	-	-	-	-	118 139	64 388	64 388	69 041
INDIA.....	3 363 251	389 231	389 231	510 052	10 559 808	1 203 889	1 203 791	1 561 776
KOR REP.....	37 286	19 905	19 905	21 371	536 310	178 141	178 141	201 940
CHINA T.....	103 591	36 903	36 200	41 207	260 682	117 734	117 627	131 133
JAPAN.....	144 023	73 438	74 350	81 647	2 884 780	1 313 165	1 299 958	1 439 196
REP SAF.....	22 121	5 720	5 720	7 248	1 168 922	443 092	430 996	493 247
OTH CTY.....	25 889	13 898	13 898	15 061	70 235	32 601	32 601	35 880
TOTAL.....	6 240 736	2 018 509	2 023 432	2 230 494	32 914 495	11 674 688	11 673 573	12 713 018
6793000	FORGINGS, IRON AND STEEL, NOT ADVANCED							(LB)
CANADA.....	198 130	203 327	207 728	208 050	6 205 385	2 471 977	2 590 387	2 591 185
SWEDEN.....	344 612	132 776	132 776	143 089	1 628 104	698 407	698 407	745 357
U KING.....	120 095	62 000	65 417	66 722	2 009 358	700 996	718 006	832 101
FRANCE.....	-	-	-	-	113 116	44 828	44 828	52 428
W GERM.....	727 414	274 805	274 805	293 129	2 123 741	786 600	786 600	847 722
ITALY.....	544 572	153 079	153 612	173 541	3 277 854	1 045 605	1 048 434	1 179 016
JAPAN.....	36 794	24 875	24 875	25 885	195 575	207 278	193 285	217 209
OTH CTY.....	61 508	10 527	10 527	12 585	91 055	31 535	31 875	42 032
TOTAL.....	2 033 125	861 389	869 740	923 001	15 644 188	5 987 226	6 111 822	6 507 050
6811120	SILVER BULLION, REFINED							(TOZ)
CANADA.....	2 388 142	10 782 562	10 785 511	10 787 539	10 245 006	44 736 156	44 765 395	44 769 510
MEXICO.....	418 813	1 952 674	1 952 853	1 959 737	10 130 538	45 129 733	45 087 302	45 150 287
PERU.....	609 648	2 617 582	2 617 582	2 628 363	7 089 668	30 856 746	30 853 791	31 301 617
CHILE.....	-	-	-	-	128 602	590 653	590 653	592 680
BELGIUM.....	-	-	-	-	25 014	109 729	109 729	111 054
SWITZLD.....	-	-	-	-	28 483	158 376	158 351	161 412
POLAND.....	-	-	-	-	101 296	472 119	472 119	481 328
YUGOSLV.....	464 867	2 013 773	2 013 773	2 043 918	1 622 962	6 867 237	6 867 047	6 967 410
JAPAN.....	1 190 941	5 299 488	5 295 230	5 348 594	3 015 614	13 226 472	13 222 214	13 441 058
AUSTRAL.....	96 286	418 457	418 457	424 767	96 286	418 457	418 457	424 767
OTH CTY.....	1 471	6 862	6 803	6 976	3 283	15 166	15 107	15 469
TOTAL.....	5 170 168	23 091 398	23 090 209	23 199 894	32 486 752	142 580 844	142 560 165	143 416 592
6811140	SILVER, UNWROUGHT OR PARTLY WORKED, NES							
U KING.....	-	-	-	-	-	83 321	83 322	84 749
OTH CTY.....	-	734	746	746	-	27 593	27 605	28 405
TOTAL.....	-	734	746	746	-	110 914	110 927	113 154
6811200	ROLLED SILVER UNWORKED OR PARTLY WORKED							(TOZ)
OTH CTY.....	-	-	-	-	414	1 050	1 050	1 184
TOTAL.....	-	-	-	-	414	1 050	1 050	1 184
6812110	PLATINUM GRAINS AND NUGGETS							(TOZ)
COLOMB.....	-	-	-	-	7 800	1 081 050	979 050	981 371
U KING.....	-	-	-	-	5 000	904 140	904 140	906 266
JAPAN.....	-	-	-	-	340	52 670	52 670	53 050
REP SAF.....	-	-	-	-	775	131 750	131 750	135 529
OTH CTY.....	-	-	-	-	76	9 600	9 600	9 658
TOTAL.....	-	-	-	-	13 991	2 179 210	2 077 210	2 085 874
6812120	PLATINUM SPONGE							(TOZ)
CANADA.....	-	-	-	-	605	83 102	83 102	84 672
NORWAY.....	-	-	-	-	2 900	419 417	419 417	422 445
U KING.....	1 993	302 148	302 148	302 981	28 022	4 998 479	4 995 779	5 006 944
W GERM.....	944	141 587	141 587	142 414	1 477	244 903	244 903	246 022

Table 2. Schedule A Commodity by Country of Origin, Customs, F.a.s., and C.i.f. Values—Continued

(See "Explanation of Statistics" for information on coverage, definitions of Customs, f.a.s., and c.i.f. values, sources of error in the data, OTH CTY (other countries), and other definitions and features of the import statistics. Shipments valued less than \$251 are shown only under Schedule A commodity number 990.0000 and excluded from all other commodities.)

Country of origin	Schedule A commodity number, description and unit of quantity							
	Net quantity	Current month			Net quantity	Cumulative, January to date		
		Value (dollars)				Value (dollars)		
	Customs	F.a.s.	C.i.f.	Customs	F.a.s.	C.i.f.		
JAPAN.....	-	-	-	-	4 998	764 685	764 685	771 055
REP SAF.....	31 793	4 885 591	4 885 591	4 950 665	135 038	22 669 318	22 669 318	22 816 131
OTH CTY.....	-	-	-	-	436	67 624	67 624	67 875
TOTAL.....	34 730	5 329 326	5 329 326	5 396 060	173 476	29 247 528	29 244 828	29 415 144
6812130	IRIDIUM, OSMIUM, AND OSMIRIDIUM, UNWROUGHT OR PARTLY WORKED (TOZ)							
PERU.....	-	-	-	-	714	357 182	357 182	357 806
NORWAY.....	-	-	-	-	500	52 500	52 500	53 077
U KING.....	2 508	857 452	857 452	859 233	7 281	2 804 455	2 804 455	2 809 458
W GERM.....	-	-	-	-	460	238 350	238 350	239 571
JAPAN.....	507	303 934	303 934	304 469	507	303 934	303 934	304 469
REP SAF.....	200	99 705	99 705	100 116	2 961	1 415 702	1 415 702	1 418 971
OTH CTY.....	-	-	-	-	16	2 251	2 251	2 284
TOTAL.....	3 215	1 261 091	1 261 091	1 263 818	12 439	5 174 374	5 174 374	5 185 636
6812140	PALLADIUM, UNWROUGHT OR PARTLY WORKED (TOZ)							
CANADA.....	2 288	150 295	150 295	150 566	6 405	556 720	556 720	558 804
NORWAY.....	1 000	55 000	55 000	55 778	5 525	503 089	503 089	507 218
U KING.....	1 517	158 594	158 594	159 226	23 609	3 034 793	3 034 793	3 043 398
NETHLS.....	-	-	-	-	1 409	130 321	130 321	130 999
FRANCE.....	-	-	-	-	1 979	209 804	209 804	210 051
W GERM.....	2 230	189 660	189 660	191 047	2 230	189 660	189 660	191 047
SWITZLD.....	1 250	72 500	72 500	72 500	2 258	210 896	210 896	212 058
USSR.....	4 839	281 834	281 834	284 437	11 287	1 047 545	1 047 545	1 055 522
YUGOSLV.....	1 225	47 597	47 597	48 000	1 225	47 597	47 597	48 000
JAPAN.....	-	-	-	-	2 019	204 362	204 362	205 971
AUSTRAL.....	-	-	-	-	674	67 061	67 061	67 306
REP SAF.....	21 584	1 799 154	1 799 154	1 812 550	90 887	9 997 561	9 997 561	10 062 351
OTH CTY.....	-	-	-	-	18	2 902	2 902	2 949
TOTAL.....	35 933	2 754 634	2 754 634	2 774 254	149 525	16 202 311	16 202 311	16 295 674
6812150	RHODIUM, UNWROUGHT OR PARTLY WORKED (TOZ)							
U KING.....	-	-	-	-	4 068	1 594 323	1 594 323	1 597 509
W GERM.....	298	102 293	102 293	102 893	1 512	601 029	601 029	603 216
SWITZLD.....	-	-	-	-	100	50 000	50 000	50 310
USSR.....	6 133	2 604 691	2 604 691	2 619 824	30 943	15 922 200	15 922 200	16 012 979
JAPAN.....	-	-	-	-	10 307	5 692 696	5 692 696	5 728 110
REP SAF.....	1 328	445 670	445 670	446 638	10 855	3 710 513	3 710 025	3 722 676
OTH CTY.....	-	-	-	-	61	27 748	27 748	27 793
TOTAL.....	7 759	3 152 654	3 152 654	3 169 355	57 846	27 598 509	27 598 021	27 742 593
6812160	RUTHENIUM AND PLATINUM GROUP METALS AND COMBINATIONS, NES (TOZ)							
CANADA.....	-	-	-	-	463	67 125	67 125	67 312
NORWAY.....	277	40 716	40 716	40 850	877	124 716	124 716	125 773
FINLAND.....	-	-	-	-	285	54 596	54 596	54 686
U KING.....	1 131	65 857	65 857	66 253	3 551	197 109	197 109	198 710
USSR.....	24 916	3 680 422	3 680 422	3 711 974	85 443	13 463 283	13 463 283	13 698 491
JAPAN.....	-	-	-	-	15 278	2 731 276	2 731 276	2 753 604
REP SAF.....	-	-	-	-	23 314	3 637 350	3 637 350	3 671 301
OTH CTY.....	62	3 739	3 739	3 761	82	8 341	8 341	8 438
TOTAL.....	26 386	3 790 734	3 790 734	3 822 838	129 293	20 283 796	20 283 796	20 578 315
6812170	PLATINUM BARS, PLATES, AND SHEETS NOT LESS THAN 1/8 INCH THICK (TOZ)							
COLOMB.....	-	-	-	-	1 800	236 046	236 046	236 598
U KING.....	613	96 073	96 073	96 535	13 672	2 443 088	2 443 088	2 450 180
BELGIUM.....	-	-	-	-	2 162	138 770	138 770	139 898
SWITZLD.....	100	15 000	15 000	15 208	3 802	598 827	598 827	601 994
USSR.....	9 055	1 365 910	1 365 910	1 376 077	26 812	4 398 508	4 398 508	4 426 423
ITALY.....	746	143 840	143 840	144 108	8 105	1 552 397	1 552 397	1 554 401
JAPAN.....	-	-	-	-	3 998	629 531	629 531	634 822
REP SAF.....	500	77 326	77 326	77 623	2 088	326 320	326 320	328 561
OTH CTY.....	13	1 763	1 788	1 788	186	33 580	33 813	34 000
TOTAL.....	11 027	1 699 912	1 699 937	1 711 339	62 625	10 357 067	10 357 300	10 406 877
6812180	PALLADIUM BARS, PLATES, AND SHEETS NOT LESS THAN 1/8 INCH THICK (TOZ)							
CANADA.....	48	3 542	3 642	3 642	325	39 823	40 157	40 157
SWEDEN.....	-	-	-	-	4 500	670 553	670 553	678 692
U KING.....	3 877	410 910	410 910	412 278	34 599	4 458 576	4 458 576	4 471 554
BELGIUM.....	-	-	-	-	2 160	242 731	242 731	252 006
USSR.....	-	-	-	-	37 963	5 067 084	5 067 084	5 109 798
JAPAN.....	2 373	355 695	355 695	356 831	4 011	623 531	623 531	638 178
TOTAL.....	6 298	770 147	770 247	772 751	83 558	11 102 298	11 102 632	11 190 385
6812190	PLATINUM AND PLATINUM GROUP METALS, UNWROUGHT OR PARTLY WORKED, NES (TOZ)							
CANADA.....	-	-	-	-	-	44 670	44 670	44 898
U KING.....	-	-	-	-	-	597 832	597 832	599 261
USSR.....	-	-	-	-	-	111 617	111 495	111 981
OTH CTY.....	-	942	942	964	-	4 841	4 841	4 923
TOTAL.....	-	942	942	964	-	758 960	758 838	761 063
6812200	ROLLED PLATINUM AND PLATINUM GROUP METALS, UNWORKED OR PARTLY WORKED (TOZ)							
U KING.....	2 274	14 017	14 017	14 157	24 990	49 868	49 868	50 219
OTH CTY.....	498	2 703	2 703	2 703	815	10 934	10 934	11 023
TOTAL.....	2 772	16 720	16 720	16 860	25 805	60 802	60 802	61 242

Table 2. Schedule A Commodity by Country of Origin, Customs, F.a.s., and C.i.f. Values—Continued

(See "Explanation of Statistics" for information on coverage, definitions of Customs, f.a.s., and c.i.f. values, sources of error in the data, OTH CTY (other countries), and other definitions and features of the import statistics. Shipments valued less than \$251 are shown only under Schedule A commodity number 990.000 and excluded from all other commodities.)

Country of origin	Schedule A commodity number, description and unit of quantity							
	Current month				Cumulative, January to date			
	Net quantity	Value (dollars)			Net quantity	Value (dollars)		
Customs		F.a.s.	C.i.f.	Customs		F.a.s.	C.i.f.	
6821140	BLACK, BLISTER, AND ANODE COPPER							(CLB)
MEXICO.....	3 266 409	3 109 089	3 109 089	3 109 089	7 576 890	5 695 378	5 695 378	5 726 688
PERU.....	9 566 233	5 034 661	5 034 661	5 220 881	42 938 956	22 263 148	22 562 226	23 440 528
CHILE.....	10 555 330	5 271 244	5 271 244	5 551 150	25 708 818	13 330 416	13 330 415	14 046 692
REP SAF.....	-	-	-	-	2 655 738	1 423 841	1 423 841	1 461 727
SW AFR.....	3 007 074	1 661 243	1 661 243	1 738 909	24 190 475	14 055 681	14 055 681	14 654 764
TOTAL.....	26 395 046	15 076 237	15 076 237	15 620 029	103 070 877	56 793 464	57 067 541	59 330 399
6821220	COPPER, UNWROUGHT, UNALLOYED, NES							(LB)
CANADA.....	22 868 661	15 061 289	15 278 003	15 278 004	47 920 588	31 876 360	32 298 699	32 298 698
MEXICO.....	496 965	280 434	280 804	280 804	1 202 364	671 744	672 595	684 637
PERU.....	2 849 767	1 355 485	1 355 485	1 410 171	4 364 801	2 088 673	2 088 673	2 173 570
CHILE.....	-	-	-	-	13 520 837	6 776 944	6 778 908	7 140 665
NORWAY.....	15 000	8 400	8 416	8 416	253 729	166 065	166 065	166 465
U KING.....	42 295	36 585	36 585	37 929	158 619	137 862	137 862	143 089
YUGOSLV.....	-	-	-	-	14 330 282	7 154 646	7 154 646	7 606 081
JAPAN.....	495	359	359	395	15 142 242	9 683 635	9 783 544	10 343 323
OTH CTY.....	-	-	-	-	26 187	15 683	15 683	17 656
TOTAL.....	26 273 183	16 742 552	16 959 652	17 015 719	96 919 649	58 571 612	59 097 075	60 574 184
6821240	COPPER, UNWROUGHT, ALLOYED, NES							(GLB)
CANADA.....	1 362	1 157	1 257	1 257	114 346	100 348	100 753	102 607
NETHLDs.....	-	-	-	-	66 912	63 882	63 882	66 793
OTH CTY.....	-	-	-	-	39 969	24 381	24 381	25 950
TOTAL.....	1 362	1 157	1 257	1 257	221 227	188 611	189 016	195 350
6821300	MASTER ALLOYS OF COPPER							(GLB)
MEXICO.....	10 000	9 000	9 000	9 000	173 157	81 753	80 753	80 753
BELGIUM.....	-	-	-	-	45 000	61 140	60 706	63 150
OTH CTY.....	-	-	-	-	33 098	41 364	41 364	43 611
TOTAL.....	10 000	9 000	9 000	9 000	251 255	184 257	182 823	187 514
6822105	COPPER BARS, UNALLOYED							(LB)
CANADA.....	370 688	336 625	337 148	337 148	1 321 327	1 198 114	1 198 845	1 198 845
BELGIUM.....	-	-	-	-	48 329	53 994	53 994	56 882
FRANCE.....	11 299	10 075	10 075	10 598	378 584	420 042	420 043	437 200
W GERM.....	2 138	3 626	3 626	3 710	67 551	64 758	65 054	67 867
YUGOSLV.....	-	-	-	-	48 374	52 592	52 592	54 014
JAPAN.....	45 779	32 836	32 836	34 705	203 968	164 543	164 543	173 230
OTH CTY.....	16 290	13 342	13 341	14 192	52 761	46 468	46 467	49 187
TOTAL.....	446 194	396 504	397 026	400 353	2 120 894	2 000 511	2 001 538	2 037 225
6822122	COPPER RODS, UNALLOYED							(LB)
CANADA.....	24 566	48 209	37 115	37 115	690 014	464 457	456 482	456 481
BELGIUM.....	3 166	3 718	3 718	3 820	35 523	38 157	38 157	39 660
PORTUGL.....	49 141	33 321	33 320	36 082	118 412	87 377	85 276	91 968
JAPAN.....	-	-	-	-	34 647	37 332	37 332	38 797
OTH CTY.....	30 283	20 476	20 476	21 544	61 437	44 367	41 467	43 824
TOTAL.....	107 156	105 724	94 629	98 561	940 033	671 690	658 714	670 730
6822124	BRASS RODS							(GLB)
CANADA.....	1 038	1 515	1 567	1 567	78 853	83 917	84 351	84 386
MEXICO.....	2 227	2 056	2 056	2 056	46 220	44 574	44 837	44 837
U KING.....	-	-	-	-	280 308	221 694	221 694	231 449
NETHLDs.....	-	-	-	-	147 973	152 231	152 231	157 918
BELGIUM.....	-	-	-	-	38 902	34 969	34 969	36 569
FRANCE.....	25 554	10 141	10 141	10 587	510 881	446 179	446 184	464 496
W GERM.....	-	-	-	-	413 871	364 983	356 321	373 480
SWITZLD.....	265 342	296 584	294 002	307 213	764 404	818 881	811 856	854 939
PORTUGL.....	-	-	-	-	71 425	55 792	55 792	59 783
JAPAN.....	-	-	-	-	1 169 409	681 097	660 255	722 170
REP SAF.....	-	-	-	-	330 297	317 197	317 197	338 273
OTH CTY.....	-	-	-	-	23 246	18 206	18 206	19 036
TOTAL.....	294 161	310 296	307 766	321 423	3 875 789	3 239 720	3 203 893	3 387 336
6822126	COPPER RODS, ALLOYED, NES							(GLB)
U KING.....	11 701	13 746	13 746	14 449	32 748	38 450	38 450	41 156
FRANCE.....	1 045	794	794	845	31 113	46 853	46 853	49 023
SWITZLD.....	-	-	-	-	75 000	84 847	84 847	85 843
REP SAF.....	32 374	22 624	22 624	25 090	175 503	148 345	148 345	159 471
OTH CTY.....	11 385	10 695	10 695	11 308	45 800	44 786	44 792	47 120
TOTAL.....	56 505	47 859	47 859	51 692	360 164	363 281	363 287	382 613
6822130	BRASS, COPPER, AND OTHER COPPER ALLOY WIRE							(GLB)
CANADA.....	3 617	5 123	5 148	5 239	31 434	43 091	43 307	43 601
MEXICO.....	4 861	3 632	3 632	3 805	153 818	125 631	125 631	130 614
CHILE.....	44 906	28 400	28 400	29 923	94 802	60 153	60 153	63 219
U KING.....	26 502	28 308	28 308	29 600	289 222	312 568	313 082	326 599
BELGIUM.....	63 602	48 074	48 160	50 172	587 667	547 901	548 393	575 269
FRANCE.....	14 732	11 437	11 437	12 065	264 601	301 515	298 067	313 301
W GERM.....	1 620	7 997	7 997	8 875	306 352	465 517	465 250	488 677

Table 2. Schedule A Commodity by Country of Origin, Customs, F.a.s., and C.i.f. Values—Continued

(See "Explanation of Statistics" for information on coverage, definitions of Customs, f.a.s., and c.i.f. values, sources of error in the data, OTH CTY (other countries), and other definitions and features of the import statistics. Shipments valued less than \$251 are shown only under Schedule A commodity number 990.0000 and excluded from all other commodities.)

Country of origin	Schedule A commodity number, description and unit of quantity							
	Current month				Cumulative, January to date			
	Net quantity	Value (dollars)			Net quantity	Value (dollars)		
Customs		F.a.s.	C.i.f.	Customs		F.a.s.	C.i.f.	
SWITZLD.....	20 852	22 187	22 130	24 132	109 411	132 379	138 178	144 855
PORTUGL.....	22 216	15 964	15 964	16 880	166 406	114 423	114 423	123 687
ITALY.....	9 797	15 813	15 813	16 396	18 615	30 409	30 409	31 596
JAPAN.....	51 529	52 898	52 830	56 083	331 985	399 026	384 463	415 028
OTH CTY.....	-	-	-	-	57 064	61 057	53 535	57 001
TOTAL.....	264 234	239 833	239 819	253 170	2 411 377	2 593 670	2 574 891	2 713 447
6822140	COPPER ANGLES, SHAPES, AND SECTIONS, INCLUDING ALLOYED							(GLB)
CANADA.....	-	-	-	-	67 525	74 844	75 350	75 350
BELGIUM.....	8 839	12 633	12 633	12 923	42 644	60 619	60 619	62 201
FRANCE.....	16 694	16 591	16 591	17 538	94 189	78 650	77 315	81 930
W GERM.....	128	2 120	2 120	2 195	15 846	38 361	38 361	39 187
SWITZLD.....	2 261	2 719	2 719	3 079	22 110	35 253	37 800	39 197
AUSTRAL.....	15 728	12 556	12 556	13 369	192 892	148 668	148 494	158 341
OTH CTY.....	-	-	-	-	39 930	37 276	37 276	39 130
TOTAL.....	43 650	46 619	46 619	49 104	475 136	473 671	475 215	495 336
6822210	COPPER SHEETS, UNALLOYED							(LB)
CANADA.....	1 846	1 889	1 889	1 889	31 734	34 275	34 596	34 596
SWEDEN.....	-	-	-	-	67 725	50 835	50 835	54 730
U KING.....	-	-	-	-	201 543	207 742	207 742	216 933
FRANCE.....	7 716	6 928	6 928	8 580	114 452	100 670	100 670	106 444
W GERM.....	114 035	116 907	116 907	121 644	327 934	353 016	353 016	366 158
ITALY.....	-	-	-	-	63 672	50 176	50 076	53 626
YUGOSLV.....	153 267	111 557	111 557	119 498	1 058 601	764 947	765 220	805 915
JAPAN.....	40 763	29 976	29 919	31 664	222 768	178 235	177 896	187 578
AUSTRAL.....	-	-	-	-	43 918	34 563	34 563	36 989
OTH CTY.....	5 963	4 585	4 585	4 585	52 044	40 396	40 397	42 743
TOTAL.....	323 590	271 842	271 785	287 860	2 184 391	1 814 855	1 815 011	1 905 712
6822220	COPPER STRIP IN COILS, UNALLOYED							(LB)
CANADA.....	219 814	184 939	186 607	186 607	2 048 663	1 999 711	2 013 399	2 013 399
SWEDEN.....	5 013	5 004	5 004	5 354	356 268	407 886	407 886	428 660
FINLAND.....	41 441	33 045	33 045	34 853	168 904	144 458	144 458	152 866
U KING.....	-	-	-	-	72 466	79 222	79 222	83 188
FRANCE.....	16 760	13 958	13 958	20 837	62 495	71 566	71 566	81 113
W GERM.....	50 044	45 403	45 484	47 450	85 420	82 903	82 984	86 695
YUGOSLV.....	-	-	-	-	44 239	32 723	32 723	34 107
JAPAN.....	107 046	73 472	71 795	76 480	748 402	617 472	615 794	648 218
OTH CTY.....	12 282	9 437	9 437	9 437	38 768	32 502	32 502	33 605
TOTAL.....	452 400	365 258	365 330	381 018	3 625 625	3 468 443	3 480 534	3 561 851
6822230	BRASS PLATES, SHEETS & STRIP, NOT SHAPED							(GLB)
CANADA.....	582 374	451 109	457 160	457 160	2 340 205	1 889 760	1 903 629	1 903 629
U KING.....	65 111	71 084	71 084	75 022	804 092	407 918	895 959	937 362
NETHLDS.....	87 123	74 757	74 757	77 599	1 348 457	1 224 712	1 224 118	1 266 411
BELGIUM.....	11 636	11 912	11 912	12 284	87 511	78 873	78 873	86 025
FRANCE.....	46 245	30 249	30 248	32 260	615 313	528 067	526 150	559 421
W GERM.....	553 478	398 245	398 245	416 552	2 822 305	2 337 891	2 339 863	2 441 432
PORTUGL.....	-	-	-	-	61 108	44 747	44 747	47 501
YUGOSLV.....	20 728	14 229	14 229	15 026	84 201	60 630	60 630	63 663
JAPAN.....	719 472	473 909	473 776	504 229	4 869 700	3 713 088	3 706 668	3 914 824
OTH CTY.....	33 699	24 344	24 344	25 657	84 359	67 104	67 104	72 103
TOTAL.....	2 119 866	1 549 838	1 555 755	1 615 789	13 117 251	10 847 790	10 847 740	11 292 371
6822250	COPPER BARS, PLATES, SHEETS A STRIP, NOT SHAPED, INCLUDING ALLOYED NES							(GLB)
CANADA.....	48 145	45 030	45 368	45 368	255 256	188 321	192 145	192 163
U KING.....	-	-	-	-	73 138	93 712	93 712	98 508
BELGIUM.....	-	-	-	-	28 610	40 294	40 294	42 132
FRANCE.....	-	-	-	-	30 892	37 391	37 391	38 916
W GERM.....	10 123	26 248	26 248	26 846	77 804	151 695	151 736	155 744
JAPAN.....	21 955	17 406	17 235	18 149	209 777	190 843	190 673	202 867
REP SAF.....	-	-	-	-	75 897	67 308	67 308	73 406
OTH CTY.....	-	-	-	-	19 711	22 164	22 198	23 294
TOTAL.....	80 223	88 684	88 851	90 363	771 085	791 728	795 457	827 030
6822300	COPPER FOIL AND LEAF, INCLUDING ALLOYED							(LB)
CANADA.....	-	754 266	760 405	760 405	-	3 675 775	3 723 758	3 723 759
SWEDEN.....	-	295 581	285 581	297 701	-	3 337 335	3 327 585	3 508 724
U KING.....	-	265 233	265 233	286 614	-	1 903 218	1 903 438	2 019 393
NETHLDS.....	-	253 215	253 215	261 902	-	1 550 111	1 549 911	1 603 728
FRANCE.....	-	134 762	134 762	142 112	-	793 081	793 081	833 998
W GERM.....	-	23 801	23 781	24 531	-	195 385	194 934	198 584
ITALY.....	-	15 644	15 644	16 090	-	108 005	108 005	113 063
JAPAN.....	-	72 961	71 478	77 177	-	326 701	320 415	340 285
OTH CTY.....	-	-	-	-	-	24 441	24 441	25 294
TOTAL.....	-	1 815 463	1 810 099	1 866 532	-	11 914 052	11 945 568	12 366 828
6822400	COPPER FLAKES AND POWDER							(LB)
U KING.....	55 812	84 040	84 040	86 909	322 760	464 515	464 515	483 499
FRANCE.....	16 975	43 690	43 690	45 981	27 999	57 585	57 585	66 786
W GERM.....	10 000	13 339	13 339	13 938	167 911	290 294	290 294	302 165
OTH CTY.....	10 981	12 697	13 122	14 361	37 982	43 741	44 791	47 926
TOTAL.....	93 768	153 766	154 191	161 189	556 652	856 135	857 185	900 376

Table 2. Schedule A Commodity by Country of Origin, Customs, F.a.s., and C.i.f. Values—Continued

(See "Explanation of Statistics" for information on coverage, definitions of Customs, f.a.s., and c.i.f. values, sources of error in the data, OTH CTY (other countries), and other definitions and features of the import statistics. Shipments valued less than \$251 are shown only under Schedule A commodity number 990.0000 and excluded from all other commodities.)

Country of origin	Schedule A commodity number, description and unit of quantity							
	Net quantity	Current month			Net quantity	Cumulative, January to date		
		Value (dollars)				Value (dollars)		
	Customs	F.a.s.	C.i.f.	Customs	F.a.s.	C.i.f.		
6822520	COPPER TUBES, PIPES, AND BLANKS THEREFOR, UNALLOYED							(LB)
CANADA.....	1 203 026	851 613	851 685	851 685	4 878 822	3 976 086	3 960 387	3 960 646
MEXICO.....	259 392	216 990	217 062	226 058	660 462	639 826	641 069	660 841
CHILE.....	99 744	70 818	70 818	73 566	199 743	145 218	145 218	151 760
U KING.....	36 262	69 452	69 452	71 722	37 017	73 005	73 013	75 899
BELGIUM.....	34 968	45 172	44 172	45 457	148 219	181 572	175 416	184 828
FRANCE.....	-	-	-	-	81 030	84 303	84 303	91 858
W GERM.....	91 196	120 737	120 741	125 637	665 241	880 195	879 119	918 207
SWITZLD.....	-	-	-	-	32 383	71 400	71 400	74 567
GAZA ST.....	-	-	-	-	37 895	38 796	38 796	38 796
JAPAN.....	511 162	460 084	457 317	489 001	3 786 473	3 468 681	3 426 693	3 684 594
OTH CTY.....	-	-	-	-	31 227	35 908	35 908	37 544
TOTAL.....	2 235 750	1 834 866	1 831 247	1 883 126	10 558 512	9 594 990	9 531 322	9 879 540
6822540	COPPER TUBES, PIPES, AND BLANKS THEREFOR, ALLOYED							(GLB)
CANADA.....	211 812	213 662	216 900	216 900	2 049 810	2 154 490	2 177 699	2 177 700
MEXICO.....	5 000	3 744	3 794	3 794	77 512	74 142	73 546	73 949
U KING.....	39 307	52 890	52 890	55 063	133 019	176 381	176 381	186 375
IRELAND.....	47 948	100 835	100 835	102 761	198 678	441 613	441 613	450 576
NETHLDs.....	135 003	88 779	83 669	86 227	287 404	186 980	181 738	187 484
FRANCE.....	-	-	-	-	448 551	337 331	337 694	355 084
W GERM.....	1 623 801	1 657 912	1 659 881	1 727 770	7 000 270	7 890 660	7 884 143	8 226 859
SWITZLD.....	-	-	-	-	228 483	261 009	260 258	273 642
YUGOSLV.....	176 314	126 301	126 301	134 952	370 281	270 597	270 597	288 320
GREECE.....	13 199	10 486	10 486	11 408	174 445	142 860	142 860	156 263
JAPAN.....	244 002	196 373	197 665	211 084	1 538 410	1 585 448	1 574 758	1 670 501
REP SAF.....	34 661	24 222	24 222	26 862	561 291	440 058	440 058	482 381
OTH CTY.....	27	465	465	474	34 848	35 098	35 100	37 443
TOTAL.....	2 531 074	2 475 669	2 477 108	2 577 295	13 103 002	13 996 667	13 996 445	14 566 577
6822600	COPPER TUBE AND PIPE FITTINGS, INCLUDING ALLOYED							(LB)
CANADA.....	38 164	66 267	58 459	66 955	130 576	330 730	324 974	334 080
U KING.....	4 077	11 809	11 809	12 109	58 189	132 842	132 875	138 575
W GERM.....	15 700	28 047	28 047	29 302	40 148	79 256	79 256	83 099
SPAIN.....	2 428	16 416	16 416	16 736	57 175	211 991	211 991	216 950
ITALY.....	1 737	3 981	4 057	4 476	14 744	39 227	39 461	41 398
YUGOSLV.....	38 012	36 207	36 207	38 025	160 715	139 506	139 506	146 747
ISRAEL.....	38 131	58 226	58 226	59 719	763 068	1 127 010	1 126 430	1 154 023
INDIA.....	2 110	3 068	3 068	3 264	48 349	74 120	74 139	78 939
CHINA T.....	4 533	5 484	5 484	5 826	39 942	70 567	70 567	72 778
JAPAN.....	1 199	2 815	2 815	2 851	54 332	94 842	94 937	98 675
REP SAF.....	-	-	-	-	15 074	38 808	38 808	41 521
OTH CTY.....	17 526	33 697	33 680	34 318	49 462	120 473	120 465	124 639
TOTAL.....	163 617	266 017	258 268	273 581	1 431 774	2 459 372	2 453 409	2 531 424
6831000	NICKEL, UNWROUGHT, INCLUDING ALLOYED							(LB)
CANADA.....	25 941 592	49 113 459	47 017 340	49 233 557	110 913 215	207 132 941	201 047 839	207 599 374
CHILE.....	-	-	-	-	66 138	129 965	129 965	132 276
NORWAY.....	1 626 985	3 308 354	3 265 527	3 267 114	8 311 057	16 670 159	16 579 727	16 586 136
FINLAND.....	-	-	-	-	159 741	316 619	316 619	327 904
U KING.....	169 171	124 811	124 811	132 306	571 110	696 051	696 051	722 000
W GERM.....	35	417	417	450	33 230	32 954	32 954	33 414
USSR.....	112 435	159 657	159 657	160 774	6 121 496	12 269 217	12 269 217	12 717 843
PHIL R.....	1 763 680	3 117 061	3 117 061	3 222 650	1 763 680	3 117 061	3 117 061	3 222 650
CHINA T.....	-	-	-	-	22 041	41 018	41 018	42 098
JAPAN.....	113 117	33 914	33 914	41 251	294 345	437 517	437 517	460 284
AUSTRAL.....	17 637	41 079	41 079	42 175	2 727 091	5 233 438	5 233 438	5 347 947
REP SAF.....	842 157	1 507 463	1 507 463	1 604 054	3 535 304	5 831 930	5 841 681	6 176 688
RHODESIA.....	-	-	-	-	1 023 648	1 812 646	1 812 646	1 891 226
TOTAL.....	30 586 809	57 406 215	55 267 269	57 704 331	135 542 096	253 721 516	247 555 733	255 259 840
6832100	NICKEL RODS, WIRE, ANGLES, SHAPES AND SECTIONS, INCLUDING ALLOYED							(LB)
CANADA.....	630	3 574	3 579	3 579	16 841	61 831	62 408	62 408
SWEDEN.....	10 293	56 408	56 460	56 867	94 632	459 005	456 336	460 568
BELGIUM.....	-	-	-	-	36 051	72 462	72 462	74 008
FRANCE.....	120 072	389 106	389 106	396 721	339 818	1 082 246	1 081 566	1 099 805
W GERM.....	28 020	97 473	90 791	98 610	416 746	1 269 397	1 255 595	1 300 494
AUSTRIA.....	45 998	133 364	133 364	135 904	158 997	440 104	440 302	449 142
ISRAEL.....	-	-	-	-	5 737	34 676	34 676	41 378
OTH CTY.....	2 380	3 287	3 287	3 622	3 926	21 437	21 430	23 700
TOTAL.....	207 393	683 212	676 587	695 303	1 072 748	3 441 158	3 424 775	3 511 503
6832200	NICKEL POWDERS							(LB)
CANADA.....	1 150 894	2 375 799	2 333 562	2 377 686	5 311 739	10 700 116	10 635 004	10 747 046
NORWAY.....	-	-	-	-	141 095	280 779	281 376	281 376
U KING.....	18 800	63 906	63 906	64 847	1 213 342	2 918 312	2 917 493	2 984 980
NETHLDs.....	-	-	-	-	71 445	156 804	156 804	160 867
AUSTRAL.....	-	-	-	-	1 386 692	2 639 323	2 639 323	2 696 476
REP SAF.....	346 122	618 635	618 839	662 629	593 046	1 036 814	1 037 241	1 077 472
TOTAL.....	1 515 816	3 058 340	3 016 307	3 105 162	8 717 359	17 732 148	17 667 241	17 978 217
6832240	NICKEL BARS, PLATES, SHEET, STRIP, AND FLAKES							(LB)
CANADA.....	880	6 554	6 570	6 595	71 064	220 583	221 152	221 299
W GERM.....	85 477	280 973	275 939	283 858	419 046	1 468 327	1 462 648	1 501 528

Table 2. Schedule A Commodity by Country of Origin,
Customs, F.a.s., and C.i.f. Values—Continued

(See "Explanation of Statistics" for information on coverage, definitions of Customs, f.a.s., and c.i.f. values, sources of error in the data, OTH CTY (other countries), and other definitions and features of the import statistics. Shipments valued less than \$251 are shown only under Schedule A commodity number 990.0000 and excluded from all other commodities.)

Country of origin	Schedule A commodity number, description and unit of quantity							
	Current month				Cumulative, January to date			
	Net quantity	Value (dollars)			Net quantity	Value (dollars)		
Customs		F.a.s.	C.i.f.	Customs		F.a.s.	C.i.f.	
OTH CTY.....	-	-	-	-	3 202	10 453	10 453	11 404
TOTAL.....	86 357	287 527	282 509	290 453	493 312	1 699 363	1 694 253	1 734 231
6832300	NICKEL PIPES, TUBES, BLANKS, AND FITTINGS							(LB)
U KING.....	-	-	-	-	17 142	59 447	59 447	61 921
NETHLDs.....	-	-	-	-	40 198	67 238	67 238	69 690
W GERM.....	31 218	167 472	155 071	156 577	249 959	970 874	828 578	838 943
OTH CTY.....	25	448	448	476	4 437	9 330	9 330	9 689
TOTAL.....	31 243	167 920	155 519	157 053	311 736	1 106 889	964 593	980 243
6832400	NICKEL ELECTROPLATING ANODES							(LB)
OTH CTY.....	-	-	-	-	9 032	28 096	28 215	28 279
TOTAL.....	-	-	-	-	9 032	28 096	28 215	28 279
6841020	ALUMINUM, UNWROUGHT, NOT ALLOYED							(LB)
CANADA.....	24 831 949	8 526 243	8 670 008	8 723 316	129 266 734	43 940 239	44 851 985	45 709 743
SURINAM.....	-	-	-	-	20 596 597	7 229 190	7 229 190	7 569 151
NORWAY.....	960 251	731 231	731 231	751 928	1 678 424	1 224 571	1 224 571	1 265 326
U KING.....	-	-	-	-	249 179	70 915	70 915	80 984
JAPAN.....	-	-	-	-	519 744	369 139	369 139	466 456
GHANA.....	13 771 813	4 370 929	4 431 102	4 608 057	16 434 785	5 411 137	5 471 305	5 701 624
TOTAL.....	39 564 013	13 628 403	13 832 341	14 083 301	168 745 463	58 245 191	59 217 105	60 793 284
6841040	ALUMINUM, UNWROUGHT, ALLOYED							(LB)
CANADA.....	17 113 258	6 426 590	6 542 598	6 618 841	167 736 876	61 427 953	62 433 554	63 193 172
SURINAM.....	-	-	-	-	916 461	377 344	377 344	394 323
SWEDEN.....	144 423	43 178	43 178	46 358	564 515	191 178	191 178	206 556
U KING.....	1 143 839	420 354	420 403	454 295	5 423 470	1 848 252	1 846 906	2 047 900
W GERM.....	412 793	228 044	228 044	245 382	2 489 932	1 026 479	1 026 667	1 123 378
USSR.....	-	-	-	-	44 110	90 278	90 278	92 164
S VETNM.....	-	-	-	-	653 422	213 016	213 016	231 165
JAPAN.....	220 460	63 562	63 562	64 102	552 062	168 798	168 798	180 184
GHANA.....	11 195 272	4 447 739	4 447 739	4 597 266	56 049 324	22 145 429	22 145 429	22 987 429
OTH CTY.....	-	-	-	-	220 040	66 514	66 514	71 681
TOTAL.....	30 230 045	11 629 467	11 745 524	12 026 244	234 650 212	87 555 241	88 559 684	90 527 952
6841060	ALUMINUM HOLLOW CAST EXTRUSION INGOTS							(LB)
OTH CTY.....	-	-	-	-	36 532	12 012	12 012	12 605
TOTAL.....	-	-	-	-	36 532	12 012	12 012	12 605
6842105	ALUMINUM RODS, 0.375 INCH OR MORE IN DIAMETER							(LB)
CANADA.....	-	-	-	-	723 840	424 242	433 289	433 289
BELGIUM.....	33 837	20 608	20 687	22 076	1 480 849	863 910	863 136	929 967
FRANCE.....	-	-	-	-	376 301	117 594	117 594	133 077
YUGOSLV.....	21 047	14 842	14 842	15 625	1 476 873	1 046 713	1 046 185	1 107 125
JAPAN.....	116 304	72 030	70 880	80 906	1 570 851	1 129 584	1 110 861	1 189 272
OTH CTY.....	4 056	1 220	1 220	1 521	49 570	19 725	19 725	21 558
TOTAL.....	175 244	108 700	107 629	120 128	5 678 284	3 601 768	3 590 790	3 814 288
6842115	ALUMINUM BARS, NOT CLAD							(LB)
W GERM.....	80	314	314	320	46 675	30 875	30 875	35 567
SPAIN.....	-	-	-	-	62 745	35 550	35 550	38 344
YUGOSLV.....	-	-	-	-	279 764	211 384	211 384	228 923
JAPAN.....	-	-	-	-	89 956	71 789	69 957	75 328
OTH CTY.....	33 135	29 987	30 124	31 599	99 523	89 570	89 792	93 689
TOTAL.....	33 215	30 301	30 438	31 919	578 663	439 168	437 558	471 851
6842135	ALUMINUM ANGLES, SHAPES, AND SECTIONS							(LB)
CANADA.....	4 949	6 209	6 413	6 413	585 614	363 813	373 033	373 071
SWEDEN.....	-	-	-	-	24 923	63 414	63 414	64 844
OTH CTY.....	-	-	-	-	9 845	12 105	12 146	13 567
TOTAL.....	4 949	6 209	6 413	6 413	620 382	439 332	448 593	451 482
6842155	ALUMINUM WIRE AND RODS UNDER 0.375 INCH IN DIAMETER							(LB)
BELGIUM.....	80 031	44 083	44 083	48 000	142 264	75 270	75 270	81 497
W GERM.....	22	662	662	735	276 483	216 130	216 130	231 263
YUGOSLV.....	-	-	-	-	245 327	166 167	166 373	177 035
JAPAN.....	33 875	21 234	21 234	22 876	880 231	584 424	584 288	614 006
OTH CTY.....	1	3 290	3 292	3 328	44 070	41 270	41 266	43 591
TOTAL.....	113 929	69 269	69 271	74 939	1 588 375	1 083 161	1 083 327	1 147 392
6842220	ALUMINUM CIRCLES AND DISKS							(LB)
CANADA.....	32 337	22 887	22 882	22 882	192 130	129 039	129 410	129 446
BELGIUM.....	53 736	29 536	29 651	31 488	409 906	235 595	251 669	265 468
FRANCE.....	73 409	58 612	58 612	61 370	680 888	526 261	525 448	556 750
W GERM.....	-	-	-	-	60 873	38 423	38 423	40 613
SPAIN.....	132 353	69 809	69 809	75 785	687 082	373 072	373 072	404 080
ITALY.....	18 765	10 129	10 129	10 785	290 881	173 772	173 772	184 079
YUGOSLV.....	-	-	-	-	131 042	57 951	57 951	63 161
GREECE.....	85 094	42 016	42 016	45 100	176 496	93 530	93 530	100 255

Table 2. Schedule A Commodity by Country of Origin, Customs, F.a.s., and C.i.f. Values—Continued

(See "Explanation of Statistics" for information on coverage, definitions of Customs, f.a.s., and c.i.f. values, sources of error in the data, OTH CTY (other countries), and other definitions and features of the import statistics. Shipments valued less than \$251 are shown only under Schedule A commodity number 990.0000 and excluded from all other commodities.)

Country of origin	Schedule A commodity number, description and unit of quantity								
	Net quantity	Current month			Net quantity	Cumulative, January to date			
		Value (dollars)				Value (dollars)			
		Customs	F.a.s.	C.i.f.		Customs	F.a.s.	C.i.f.	
HONG KONG.....	131 000	70 274	70 274	75 145	397 100	214 763	214 763	228 851	
JAPAN.....	240 387	122 756	122 756	130 287	663 921	355 243	354 898	378 070	
OTH CTY.....	-	-	-	-	15 133	8 461	8 461	9 143	
TOTAL.....	767 081	426 019	426 129	452 842	3 705 452	2 206 110	2 221 397	2 359 916	
6842230	ALUMINUM PLATES, SHEETS, STRIP & BLANKS							(LB)	
CANADA.....	234 298	150 312	150 195	150 195	2 395 955	1 574 200	1 587 847	1 587 951	
SWEDEN.....	14 307	15 763	15 788	16 618	30 646	35 362	35 387	37 586	
NORWAY.....	246 577	121 288	121 288	134 184	1 131 361	513 099	511 182	558 123	
U KING.....	86 981	73 259	73 259	77 033	300 248	233 358	233 531	247 416	
BELGIUM.....	2 288 277	1 143 575	1 144 528	1 228 135	11 888 149	6 159 891	6 162 896	6 602 846	
FRANCE.....	489 753	300 052	300 502	319 143	3 652 971	2 570 573	2 558 032	2 703 609	
W GERM.....	83 946	62 435	62 435	65 408	406 362	311 537	311 538	329 117	
AUSTRIA.....	68 066	36 507	36 507	38 354	1 727 349	997 880	997 192	1 060 669	
SPAIN.....	-	-	-	-	61 210	32 959	32 959	35 870	
ITALY.....	198 424	94 239	94 239	102 845	891 203	446 897	446 897	483 742	
YUGOSLV.....	287 014	128 792	128 792	142 517	1 865 283	881 743	881 742	958 515	
CHINA T.....	7 417	4 273	4 273	4 570	122 402	55 826	55 826	60 230	
JAPAN.....	2 251 413	1 019 299	979 083	1 102 856	9 574 133	4 786 961	4 665 232	5 140 919	
OTH CTY.....	4 070	13 550	13 550	16 454	131 446	92 775	93 075	101 421	
TOTAL.....	6 260 543	3 163 344	3 124 439	3 398 312	34 178 718	18 693 061	18 573 336	19 908 014	
6842250	ALUMINUM, WROUGHT, NES							(LB)	
OTH CTY.....	-	-	-	-	10 880	14 279	14 279	15 326	
TOTAL.....	-	-	-	-	10 880	14 279	14 279	15 326	
6842315	ALUMINUM FOIL, NOT BACKED, NOT CUT TO SHAPE, NOT OVER 0.00035 INCH THICK							(LB)	
U KING.....	-	-	-	-	54 013	55 914	55 914	61 166	
FRANCE.....	-	-	-	-	29 522	153 308	153 308	154 884	
W GERM.....	-	-	-	-	40 149	31 184	31 105	32 385	
SWITZLD.....	39 605	62 501	62 501	66 569	342 640	432 371	417 748	446 835	
JAPAN.....	-	-	-	-	35 000	38 162	38 162	39 934	
OTH CTY.....	-	-	-	-	2 290	2 335	2 163	2 267	
TOTAL.....	39 605	62 501	62 501	66 569	503 614	713 274	698 400	737 471	
6842325	ALUMINUM FOIL, NOT BACKED, NOT CUT TO SHAPE, OVER 0.00035 INCH THICK							(LB)	
U KING.....	112 661	36 017	36 017	41 972	277 050	125 258	125 015	140 635	
FRANCE.....	-	-	-	-	147 086	209 189	209 189	215 804	
W GERM.....	40 784	83 988	82 812	87 629	342 749	607 041	606 157	638 613	
AUSTRIA.....	-	-	-	-	148 816	174 363	161 328	181 699	
SWITZLD.....	6 681	13 769	13 769	14 404	22 474	47 782	47 782	50 459	
OTH CTY.....	20 261	28 429	28 808	33 460	35 905	49 054	49 792	56 469	
TOTAL.....	180 387	162 203	161 406	177 465	974 080	1 212 687	1 199 263	1 283 679	
6842340	ALUMINUM FOIL, NES							(LB)	
CANADA.....	-	117 886	118 285	119 257	-	490 980	489 113	491 166	
U KING.....	-	21 816	21 816	25 331	-	124 403	123 847	140 486	
NETHLD.....	-	10 419	10 419	11 127	-	31 070	31 070	32 208	
FRANCE.....	-	170 820	170 820	176 369	-	785 080	785 080	803 533	
W GERM.....	-	63 678	63 678	66 077	-	301 360	301 687	313 627	
AUSTRIA.....	-	-	-	-	-	43 178	40 045	45 512	
SWITZLD.....	-	-	-	-	-	127 295	127 295	133 371	
ITALY.....	-	82 505	82 505	84 866	-	392 594	392 594	408 105	
JAPAN.....	-	9 362	9 521	10 083	-	45 519	46 847	49 683	
OTH CTY.....	-	-	-	-	-	3 479	3 002	3 061	
TOTAL.....	-	476 486	477 044	493 110	-	2 344 958	2 340 580	2 420 752	
6842400	ALUMINUM FLAKES AND POWDERS							(LB)	
CANADA.....	17 550	12 347	12 590	12 590	205 404	125 192	126 810	128 019	
W GERM.....	56 518	22 493	22 493	25 630	64 618	32 159	32 159	35 729	
PHIL R.....	-	-	-	-	114 088	46 776	46 776	59 166	
OTH CTY.....	44	1 252	1 252	1 322	16 219	12 445	12 799	16 147	
TOTAL.....	74 112	36 092	36 335	39 542	400 329	216 572	218 544	239 061	
6842800	ALUMINUM PIPES, TUBES, AND BLANKS AND FITTINGS THEREFOR							(LB)	
CANADA.....	4 840	35 079	35 748	35 814	273 243	823 855	822 472	824 024	
U KING.....	42	273	279	279	100 480	108 753	108 681	118 727	
FRANCE.....	993	6 374	6 374	6 768	36 661	43 859	44 266	47 995	
W GERM.....	806	2 055	2 055	2 144	63 693	119 981	119 705	127 782	
YUGOSLV.....	-	-	-	-	38 673	29 659	30 851	33 383	
JAPAN.....	24	1 005	1 005	1 287	19 432	52 335	50 998	55 678	
OTH CTY.....	14 722	16 659	16 675	18 473	31 753	40 327	40 478	45 362	
TOTAL.....	21 427	61 445	62 136	64 765	563 935	1 218 769	1 217 451	1 252 951	
6851020	LEAD BULLION							(GLB)	
MEXICO.....	251 200	56 367	56 367	56 367	397 358	86 139	86 149	86 149	
TOTAL.....	251 200	56 367	56 367	56 367	397 358	86 139	86 149	86 149	
6851035	LEAD, UNWROUGHT, NES, ALLOYED							(CLB)	
CANADA.....	1 057 064	405 512	403 903	403 903	6 688 954	2 315 311	2 264 018	2 264 018	
DENMARK.....	-	-	-	-	358 722	223 470	223 470	238 867	

Table 2. Schedule A Commodity by Country of Origin, Customs, F.a.s., and C.i.f. Values—Continued

(See "Explanation of Statistics" for information on coverage, definitions of Customs, f.a.s., and c.i.f. values, sources of error in the data, OTH CTY (other countries), and other definitions and features of the import statistics. Shipments valued less than \$251 are shown only under Schedule A commodity number 990.0000 and excluded from all other commodities.)

Country of origin	Schedule A commodity number, description and unit of quantity								
	Current month				Cumulative, January to date				
	Net quantity	Value (dollars)			Net quantity	Value (dollars)			
Customs		F.a.s.	C.i.f.	Customs		F.a.s.	C.i.f.		
U KING.....	190 150	73 928	73 928	83 206	904 235	519 784	519 807	572 843	
NETHLDs.....	-	-	-	-	30 151	174 840	173 170	177 037	
BELGIUM.....	-	-	-	-	3 353 358	897 107	897 107	1 001 067	
W GERM.....	-	-	-	-	113 988	286 600	286 600	293 918	
THAILND.....	-	-	-	-	722 121	1 342 416	1 342 416	1 397 673	
JAPAN.....	-	-	-	-	77 271	111 494	111 494	116 193	
OTH CTY.....	-	-	-	-	4 000	5 500	5 500	5 500	
TOTAL.....	1 247 214	479 440	477 831	487 109	12 252 800	5 876 522	5 823 582	6 067 116	
6851045	LEAD, UNWROUGHT, NES, UNALLOYED							(CLB)	
CANADA.....	2 520 585	545 568	561 344	561 344	26 430 243	5 813 208	5 984 718	5 984 718	
MEXICO.....	5 300 427	1 024 684	1 144 454	1 144 454	28 278 613	5 710 702	6 615 564	6 615 564	
PERU.....	2 402 682	588 673	588 673	635 333	24 033 991	5 831 300	5 829 340	6 292 740	
DENMARK.....	-	-	-	-	220 524	103 039	103 172	119 635	
U KING.....	34 814	8 563	8 563	10 204	716 200	533 329	530 597	580 353	
NETHLDs.....	219 887	55 932	55 940	56 859	588 559	384 999	382 359	399 578	
BELGIUM.....	-	-	-	-	191 562	81 287	81 287	89 838	
W GERM.....	1 755 497	134 098	121 385	161 267	1 797 932	228 501	214 846	264 081	
SPAIN.....	-	-	-	-	135 155	75 801	75 801	78 541	
CHINA M.....	-	-	-	-	55 512	111 271	111 271	112 988	
SW AFR.....	2 240 399	548 897	548 897	601 106	2 240 399	548 897	548 897	601 106	
OTH CTY.....	-	-	-	-	58 967	28 806	28 806	31 084	
TOTAL.....	14 474 291	2 906 415	3 029 256	3 170 567	94 747 657	19 451 140	20 506 652	21 170 226	
6852100	LEAD BARS, RODS, ANGLES, SHAPES, SECTIONS, AND WIRE							(LB)	
OTH CTY.....	-	-	-	-	13 361	22 284	22 389	23 177	
TOTAL.....	-	-	-	-	13 361	22 284	22 389	23 177	
6852200	LEAD PLATES, SHEETS, AND STRIPS							(LB)	
OTH CTY.....	-	-	-	-	5 825	2 017	2 064	2 064	
TOTAL.....	-	-	-	-	5 825	2 017	2 064	2 064	
6852300	LEAD FOIL, POWDER, AND FLAKES							(LB)	
OTH CTY.....	-	-	-	-	7	511	511	561	
TOTAL.....	-	-	-	-	7	511	511	561	
6861020	ZINC, UNWROUGHT, NOT ALLOYED							(LB)	
CANADA.....	26 734 785	9 939 301	10 120 465	10 120 465	154 565 300	56 238 864	57 169 615	57 169 616	
MEXICO.....	626 481	231 300	241 268	241 268	12 583 498	4 944 518	5 085 654	5 085 654	
PERU.....	1 433 750	542 510	542 510	575 553	8 077 117	3 173 931	3 173 931	3 342 143	
FINLAND.....	-	-	-	-	6 160 997	2 401 922	2 386 894	2 484 218	
U KING.....	-	-	-	-	900 474	353 012	353 012	383 558	
BELGIUM.....	2 204 617	1 527 800	1 527 800	1 549 800	20 768 039	10 454 139	10 454 604	10 945 352	
W GERM.....	-	-	-	-	4 315 848	1 733 869	1 733 869	1 871 840	
YUGOSLV.....	218 985	143 785	143 785	150 006	329 767	188 873	188 873	198 284	
JAPAN.....	-	-	-	-	13 798 067	5 496 786	5 503 956	5 865 179	
AUSTRAL.....	6 174 324	2 367 555	2 367 555	2 443 191	19 696 977	7 671 376	7 683 019	8 097 379	
ANGOLA.....	11 023 000	4 354 085	4 354 085	4 820 348	11 023 000	4 354 085	4 354 085	4 820 348	
LIBERIA.....	-	-	-	-	7 202 428	2 501 924	2 501 924	2 844 959	
ZAIRE.....	-	-	-	-	7 180 581	2 392 025	2 392 025	2 717 542	
REP SAF.....	-	-	-	-	3 029 908	1 241 847	1 241 847	1 299 879	
TOTAL.....	48 415 942	19 106 336	19 297 468	19 900 631	269 632 001	103 148 171	104 223 308	107 125 951	
6861040	ZINC, UNWROUGHT, ALLOYED							(LB)	
POLAND.....	-	-	-	-	84 962	34 533	34 533	37 284	
JAPAN.....	-	-	-	-	110 200	51 001	51 001	51 460	
OTH CTY.....	-	-	-	-	17 614	6 127	6 529	6 529	
TOTAL.....	-	-	-	-	212 776	91 661	92 063	95 273	
6862100	ZINC BARS, ANGLES, SHAPES, SECTIONS, AND WIRE							(LB)	
OTH CTY.....	-	-	-	-	60 351	45 150	45 220	48 889	
TOTAL.....	-	-	-	-	60 351	45 150	45 220	48 889	
6862200	ZINC PLATES, SHEETS, STRIP, FOIL, POWDERS AND FLAKES							(LB)	
CANADA.....	204 150	105 371	106 960	106 960	1 817 440	1 135 961	1 153 719	1 154 037	
MEXICO.....	72 177	35 001	35 031	35 031	750 712	408 622	410 408	410 603	
NORWAY.....	-	-	-	-	87 964	39 269	39 269	43 045	
U KING.....	-	-	-	-	110 538	65 228	65 228	70 691	
BELGIUM.....	149 912	82 252	82 252	88 096	875 340	475 189	477 014	515 869	
FRANCE.....	-	-	-	-	171 546	98 670	98 670	108 354	
W GERM.....	38	386	386	475	159 457	109 074	109 074	117 414	
SPAIN.....	83 334	54 621	54 621	57 935	760 417	431 120	431 120	459 421	
JAPAN.....	-	-	-	-	1 083 010	546 597	541 904	614 783	
REP SAF.....	-	-	-	-	77 161	48 713	48 713	49 583	
OTH CTY.....	2 209	7 569	7 569	7 792	64 826	51 947	51 947	59 181	
TOTAL.....	511 820	285 200	286 819	296 289	5 958 411	3 410 390	3 427 066	3 602 981	
6862300	ZINC PIPES, TUBES, BLANKS, AND FITTINGS							(LB)	
OTH CTY.....	1 462	1 700	1 767	1 767	1 797	2 182	2 274	2 274	
TOTAL.....	1 462	1 700	1 767	1 767	1 797	2 182	2 274	2 274	

Table 2. Schedule A Commodity by Country of Origin, Customs, F.a.s., and C.i.f. Values—Continued

(See "Explanation of Statistics" for information on coverage, definitions of Customs, f.a.s., and c.i.f. values, sources of error in the data, OTH CTY (other countries), and other definitions and features of the import statistics. Shipments valued less than \$251 are shown only under Schedule A commodity number 990.0000 and excluded from all other commodities.)

Country of origin	Schedule A commodity number, description and unit of quantity							
	Current month				Cumulative, January to date			
	Net quantity	Value (dollars)			Net quantity	Value (dollars)		
Customs		F.a.s.	C.i.f.	Customs		F.a.s.	C.i.f.	
6871020	TIN, UNWROUGHT, NOT ALLOYED							(LB)
PERU.....	-	-	-	-	320 398	1 519 714	1 519 714	1 537 727
BOLIVIA.....	-	-	-	-	330 649	1 184 850	1 184 850	1 199 378
BRAZIL.....	-	-	-	-	324 251	1 044 545	1 044 585	1 060 970
U KING.....	108 882	139 185	139 185	141 854	436 453	1 221 982	1 222 023	1 243 419
W GERM.....	-	-	-	-	33 069	111 139	111 139	112 975
SWITZLD.....	-	-	-	-	44 800	179 280	179 280	181 363
THAILND.....	1 344 729	4 233 934	4 233 934	4 316 665	7 057 179	22 557 379	22 557 379	22 996 617
MALAYSA.....	3 175 190	11 444 318	10 544 318	11 615 307	32 247 355	112 938 240	112 039 637	114 538 065
SINGAPR.....	-	-	-	-	44 800	327 297	327 297	330 364
INDNSIA.....	2 513 280	8 039 943	8 039 943	8 180 564	5 290 615	16 756 490	16 756 490	17 018 441
CHINA M.....	387 065	1 292 269	1 292 269	1 309 897	9 027 810	23 729 676	23 729 676	24 012 404
HG KONG.....	-	-	-	-	440 852	169 551	169 551	172 621
JAPAN.....	-	-	-	-	67 196	202 736	202 736	207 000
AUSTRAL.....	-	-	-	-	319 227	999 018	999 018	1 014 276
NIGERIA.....	-	-	-	-	89 593	329 926	329 926	333 703
OTH CTY.....	24	2 933	2 933	2 933	983	10 892	10 895	10 895
TOTAL.....	7 529 170	25 152 582	24 252 582	25 567 220	56 075 230	183 282 715	182 384 196	185 970 218
6871040	TIN, UNWROUGHT, ALLOYED							(LB)
U KING.....	80 369	161 650	161 673	165 543	750 106	1 553 680	1 553 921	1 591 638
MALAYSA.....	-	-	-	-	33 600	107 782	107 782	109 345
OTH CTY.....	1 764	8 289	8 289	8 471	8 029	36 642	36 754	37 384
TOTAL.....	82 133	169 939	169 962	174 014	791 735	1 698 104	1 698 457	1 738 367
6872000	TIN, WROUGHT, INCLUDING ALLOYED							(LB)
OTH CTY.....	99	346	346	355	108 340	85 236	61 612	66 409
TOTAL.....	99	346	346	355	108 340	85 236	61 612	66 409
6880000	URANIUM AND THORIUM METAL, INCLUDING WASTE AND SCRAP							(LB)
OTH CTY.....	-	-	-	-	100	1 900	1 927	1 927
TOTAL.....	-	-	-	-	100	1 900	1 927	1 927
6893300	BERYLLIUM, UNWROUGHT, WASTE AND SCRAP, AND WROUGHT, INCLUDING ALLOYED							(LB)
FRANCE.....	390	6 135	6 135	5 756	2 590	111 629	111 712	113 858
USSR.....	-	-	-	-	22 046	59 190	59 190	60 247
OTH CTY.....	1	932	932	959	1	932	932	959
TOTAL.....	391	7 067	7 067	7 715	24 637	171 751	171 834	175 064
6893400	MAGNESIUM, UNWROUGHT AND WROUGHT, INCLUDING ALLOYED, EXCEPT WASTE AND SCRAP							(CLB)
CANADA.....	341 354	65 272	65 835	66 969	2 669 308	1 933 956	1 942 608	1 943 794
NORWAY.....	54 341	52 711	52 711	54 739	104 392	104 120	104 120	107 931
U KING.....	-	-	-	-	341 646	389 227	353 733	406 019
NETHLDs.....	441 449	361 986	361 986	376 103	445 427	378 299	378 299	394 405
ITALY.....	220 460	213 846	213 846	222 073	220 460	213 846	213 846	222 073
JAPAN.....	138 187	125 362	125 362	130 140	3 242 752	2 843 589	2 843 589	2 970 069
OTH CTY.....	-	-	-	-	70 679	17 036	17 036	20 553
TOTAL.....	1 195 791	819 177	819 740	850 024	7 094 664	5 880 073	5 853 231	6 064 844
6894100	TUNGSTEN, UNWROUGHT, WASTE AND SCRAP, AND WROUGHT, INCLUDING ALLOYED							(CLB)
SWEDEN.....	51	3 776	3 776	4 258	4 062	60 889	60 889	62 273
FRANCE.....	11	711	711	747	23 444	83 803	83 803	86 337
W GERM.....	12 635	157 215	157 215	158 815	65 844	649 668	642 130	649 672
AUSTRIA.....	70	1 617	1 617	1 675	1 620	42 890	42 880	44 596
JAPAN.....	2 374	82 205	82 205	83 587	7 240	665 721	665 484	674 814
OTH CTY.....	153	1 919	1 972	2 034	3 043	75 788	75 841	76 783
TOTAL.....	15 294	247 443	247 496	251 116	105 253	1 578 759	1 571 027	1 594 475
6894200	MOLYBDENUM, UNWROUGHT AND WROUGHT, AND WASTE AND SCRAP							(LB)
SWEDEN.....	-	-	-	-	6 382	70 811	70 602	73 334
AUSTRIA.....	2 862	26 831	26 831	29 121	14 791	138 669	138 669	150 268
OTH CTY.....	11 990	3 000	3 173	3 173	12 068	6 554	6 727	6 933
TOTAL.....	14 852	29 831	30 004	32 294	33 241	216 034	215 998	230 535
6894300	TANTALUM, UNWROUGHT AND WROUGHT, AND WASTE AND SCRAP							(LB)
MEXICO.....	2 177	19 593	19 593	19 593	18 296	61 479	61 479	56 376
U KING.....	4 003	11 821	11 821	12 415	14 824	68 554	68 554	70 432
BELGIUM.....	525	19 728	20 168	20 587	1 255	48 459	47 887	49 366
FRANCE.....	-	-	-	-	9 676	35 980	35 980	36 870
W GERM.....	2 085	49 541	49 541	50 168	30 659	325 849	326 481	330 882
JAPAN.....	-	-	-	-	6 988	76 282	76 282	77 487
OTH CTY.....	-	-	-	-	4 044	36 891	36 891	37 394
TOTAL.....	8 790	100 683	101 123	102 763	85 742	653 494	653 554	659 307
6895005	TITANIUM, UNWROUGHT AND WASTE AND SCRAP							(LB)
CANADA.....	70 266	30 171	30 940	30 940	210 480	179 902	181 709	181 709
U KING.....	7 039	7 221	7 221	7 689	675 171	927 115	927 115	969 194
FRANCE.....	-	-	-	-	42 719	51 212	51 212	53 554
W GERM.....	-	-	-	-	89 340	143 398	143 398	149 499
USSR.....	499 428	548 528	548 528	573 646	3 319 173	3 686 409	3 686 408	3 843 591
JAPAN.....	586 135	1 355 434	1 345 788	1 379 255	3 628 748	6 892 089	6 866 259	7 133 406

Table 2. Schedule A Commodity by Country of Origin, Customs, F.a.s., and C.i.f. Values—Continued

(See "Explanation of Statistics" for information on coverage, definitions of Customs, f.a.s., and c.i.f. values, sources of error in the data, OTH CTY (other countries), and other definitions and features of the import statistics. Shipments valued less than \$251 are shown only under Schedule A commodity number 990.0000 and excluded from all other commodities.)

Country of origin	Schedule A commodity number, description and unit of quantity							
	Current month				Cumulative, January to date			
	Net quantity	Value (dollars)			Net quantity	Value (dollars)		
Customs		F.a.s.	C.i.f.	Customs		F.a.s.	C.i.f.	
OTH CTY.....	3 108	1 554	1 554	1 554	27 791	28 678	28 678	30 168
TOTAL.....	1 165 976	1 942 908	1 934 031	1 993 084	7 993 422	11 908 803	11 884 779	12 361 121
6895015	TITANIUM, WROUGHT							(LB)
CANADA.....	23 406	109 634	109 654	109 654	264 205	1 373 771	1 377 760	1 143 036
U KING.....	-	-	-	-	4 078	53 637	53 637	54 450
JAPAN.....	12 268	43 107	39 895	44 310	34 341	140 709	135 187	156 002
OTH CTY.....	-	-	-	-	1 444	15 812	15 812	16 491
TOTAL.....	35 674	152 741	149 549	153 964	304 068	1 583 929	1 582 396	1 369 979
6895020	ANTIMONY, UNWROUGHT AND WASTE AND SCRAP, INCLUDING ALLOYED							(LB)
MEXICO.....	82 713	128 850	126 160	126 160	345 045	541 204	539 258	539 258
U KING.....	42	365	365	374	300 600	452 741	452 741	466 765
NETHLS.....	-	-	-	-	43 583	88 093	88 011	90 870
BELGIUM.....	22 046	34 750	34 750	35 568	169 115	222 826	222 826	229 615
CZECHO.....	-	-	-	-	84 855	142 702	142 702	146 661
ITALY.....	44 119	47 809	47 809	54 046	333 405	523 597	523 703	551 762
YUGOSLV.....	11 023	16 515	16 515	17 086	55 115	78 635	78 635	81 461
THAILND.....	44 092	50 881	50 881	53 747	92 480	64 504	64 504	67 771
CHINA M.....	-	-	-	-	347 781	585 467	585 179	604 324
CHINA T.....	-	-	-	-	22 046	37 671	37 671	38 879
JAPAN.....	110 231	152 265	152 265	158 787	198 369	254 654	254 654	266 776
OTH CTY.....	15	1 705	1 705	1 705	54 567	33 839	33 671	35 945
TOTAL.....	314 281	433 140	430 450	447 473	2 046 961	3 025 933	3 023 555	3 120 087
6895030	BISMUTH, UNWROUGHT AND WASTE AND SCRAP, INCLUDING ALLOYED							(LB)
CANADA.....	-	-	-	-	-	231 603	231 651	231 651
MEXICO.....	-	859 511	876 467	880 498	-	1 567 730	1 646 401	1 650 432
PERU.....	-	190 182	190 182	191 452	-	843 755	843 755	851 208
U KING.....	-	427 452	427 452	434 402	-	1 548 290	1 548 290	1 572 293
BELGIUM.....	-	-	-	-	-	137 601	137 601	140 779
W GERM.....	-	165 300	165 300	168 371	-	459 579	459 254	466 149
YUGOSLV.....	-	-	-	-	-	213 110	213 110	217 015
KOR REP.....	-	-	-	-	-	46 595	46 595	47 122
JAPAN.....	-	34 009	34 009	34 516	-	827 348	827 348	839 526
OTH CTY.....	-	-	-	-	-	266	266	316
TOTAL.....	-	1 676 454	1 693 410	1 709 239	-	5 875 877	5 954 271	6 016 491
6895040	CADMIUM, UNWROUGHT AND WASTE AND SCRAP, NOT ALLOYED							(LB)
CANADA.....	25	1 106	1 106	1 106	25 527	88 376	88 693	88 693
MEXICO.....	6 530	25 728	26 512	26 512	289 507	1 017 297	1 027 996	1 038 394
PERU.....	7 937	17 461	17 461	18 086	187 681	477 963	477 989	495 248
U KING.....	6 000	13 912	13 912	14 340	87 125	219 874	219 874	224 207
NETHLS.....	33 171	84 225	84 225	86 266	44 243	112 885	112 885	116 180
BELGIUM.....	110 357	351 126	351 126	361 320	560 060	1 949 778	1 949 778	1 999 145
FRANCE.....	-	-	-	-	76 253	226 522	224 884	233 093
W GERM.....	33 209	79 916	79 916	82 197	123 718	349 006	348 906	359 028
AUSTRIA.....	-	-	-	-	10 983	34 799	34 799	36 245
POLAND.....	-	-	-	-	33 069	88 848	88 848	92 593
SPAIN.....	44 092	95 827	95 827	99 200	50 635	116 766	116 766	120 598
YUGOSLV.....	-	-	-	-	154 735	405 501	405 501	422 333
KOR REP.....	3 307	6 828	6 828	7 110	56 877	154 951	154 951	158 055
AUSTRAL.....	16 755	63 888	63 888	64 600	124 720	465 535	467 214	475 597
CO BRAZ.....	-	-	-	-	33 070	103 456	103 456	107 480
ZAIRE.....	55 116	116 232	116 232	121 530	224 873	559 498	559 498	583 409
OTH CTY.....	4 425	10 886	10 886	11 288	4 426	11 454	11 454	11 865
TOTAL.....	320 924	867 135	867 919	893 555	2 087 502	6 382 509	6 393 492	6 562 163
6895050	CHROMIUM, UNWROUGHT AND WASTE AND SCRAP, NOT ALLOYED							(LB)
U KING.....	166 570	336 926	316 963	327 784	1 155 608	2 166 318	2 088 929	2 144 547
FRANCE.....	-	-	-	-	58 056	131 605	133 630	137 235
JAPAN.....	121 589	263 041	263 941	269 142	928 928	1 909 812	1 907 554	1 959 162
OTH CTY.....	1 042	6 061	6 061	6 513	5 095	17 226	17 253	19 041
TOTAL.....	289 201	606 028	586 965	603 439	2 147 687	4 224 961	4 147 366	4 259 985
6895060	COBALT, UNWROUGHT AND WASTE AND SCRAP, NOT ALLOYED							(LB)
CANADA.....	742	3 625	3 696	3 696	168 304	635 193	636 197	636 221
NORWAY.....	11 023	39 604	39 621	39 621	390 774	1 504 181	1 505 215	1 505 215
FINLAND.....	77 080	312 068	312 268	312 268	269 338	1 095 832	1 096 438	1 097 488
U KING.....	-	-	-	-	49 605	75 198	75 198	78 289
BELGIUM.....	129 521	793 547	793 547	805 772	661 323	3 985 928	3 985 928	4 039 328
FRANCE.....	-	-	-	-	19 382	107 370	107 370	110 251
W GERM.....	1 000	6 652	6 652	6 800	38 888	102 300	102 300	104 838
OTH CTY.....	1 538	2 690	2 690	3 076	8 868	15 811	15 811	16 827
TOTAL.....	220 904	1 158 186	1 158 474	1 171 233	1 606 482	7 521 813	7 524 457	7 588 457
6895070	MANGANESE, UNWROUGHT AND WASTE AND SCRAP, NOT ALLOYED							(LB)
CANADA.....	-	-	-	-	282 640	89 904	89 904	89 904
NORWAY.....	-	-	-	-	54 012 700	852 540	852 540	1 155 037
U KING.....	-	-	-	-	238 097	182 176	182 176	194 901
BELGIUM.....	487 216	561 822	561 822	784 143	487 216	561 822	561 822	784 143
JAPAN.....	11 023	7 450	7 450	7 937	1 463 656	1 056 728	1 057 627	1 128 703
MOZAMBO.....	198 414	62 742	62 742	74 420	317 462	97 087	97 087	116 385
REP SAF.....	352 000	136 180	136 180	158 008	3 441 118	1 354 799	1 355 297	1 531 885
TOTAL.....	1 048 653	768 194	768 194	1 024 508	60 242 889	4 195 056	4 196 453	5 000 958

Table 2. Schedule A Commodity by Country of Origin, Customs, F.a.s., and C.i.f. Values—Continued

(See "Explanation of Statistics" for information on coverage, definitions of Customs, f.a.s., and c.i.f. values, sources of error in the data, OTH CTY (other countries), and other definitions and features of the import statistics. Shipments valued less than \$251 are shown only under Schedule A commodity number 990.0000 and excluded from all other commodities.)

Country of origin	Schedule A commodity number, description and unit of quantity							
	Current month				Cumulative, January to date			
	Net quantity	Value (dollars)			Net quantity	Value (dollars)		
Customs		F.a.s.	C.i.f.	Customs		F.a.s.	C.i.f.	
6895080	BASE METALS NES, UNWROUGHT, WASTE AND SCRAP, AND WROUGHT, INCLUDING ALLOYED							
CANADA.....	-	88 267	88 718	89 083	-	648 853	655 196	656 258
PERU.....	-	-	-	-	-	54 715	54 715	55 144
SWEDEN.....	-	-	-	-	-	42 894	42 896	45 631
NORWAY.....	-	563	563	583	-	549 231	549 231	578 318
DENMARK.....	-	38 078	38 078	38 536	-	109 395	109 418	111 225
U KING.....	-	59 967	59 486	62 389	-	350 321	350 247	368 283
NETHLDs.....	-	18 745	18 744	18 946	-	46 663	46 662	47 778
BELGIUM.....	-	48 615	48 615	49 121	-	257 812	258 845	260 589
FRANCE.....	-	364 379	354 134	373 831	-	2 417 129	2 387 181	2 526 426
W GERM.....	-	220 085	211 942	224 902	-	1 342 311	1 312 402	1 375 215
CZECHO.....	-	-	-	-	-	107 762	107 762	120 093
SWITZLD.....	-	88 707	88 707	89 674	-	984 373	984 373	994 637
USSR.....	-	-	-	-	-	98 348	98 348	100 042
ITALY.....	-	24 316	24 704	26 919	-	107 093	107 733	113 420
YUGOSLV.....	-	71 679	71 679	83 473	-	71 679	71 679	83 473
JAPAN.....	-	238 760	236 298	242 289	-	1 366 659	1 351 539	1 384 931
OTH CTY.....	-	7 711	7 711	8 295	-	155 881	158 518	171 494
TOTAL.....	-	1 269 872	1 249 379	1 308 041	-	8 711 119	8 646 745	8 992 957
6911000	POSTS, BEAMS, GIRDERS, AND SIMILAR STRUCTURAL UNITS OF IRON OR STEEL (LB)							
CANADA.....	3 764 888	2 018 192	2 111 689	2 134 433	10 007 723	5 123 914	5 282 881	5 330 015
MEXICO.....	116 902	38 360	38 360	38 360	835 185	163 479	164 829	164 829
U KING.....	199 715	100 074	100 076	109 646	2 973 703	1 030 919	1 030 925	1 160 020
W GERM.....	399 801	158 695	149 122	165 583	733 762	310 112	300 539	328 437
ITALY.....	149 651	51 460	51 460	61 160	305 447	102 817	102 908	121 005
JAPAN.....	4 230 273	1 208 045	1 026 910	1 196 111	33 655 769	8 191 137	7 774 817	9 551 635
AUSTRAL.....	-	-	-	-	2 524 868	630 938	630 938	702 014
OTH CTY.....	-	-	-	-	16 346	7 799	7 799	9 645
TOTAL.....	8 861 230	3 574 826	3 477 617	3 705 293	51 052 803	15 561 115	15 295 636	17 367 600
6914000	STRUCTURES AND PARTS OF STRUCTURES, NES (LB)							
CANADA.....	959 055	561 860	569 222	571 386	10 839 396	6 771 332	7 047 512	7 059 879
MEXICO.....	350 236	121 151	121 161	121 161	473 171	201 422	201 513	201 513
U KING.....	118 927	109 824	109 784	119 686	564 348	335 431	371 067	416 938
NETHLDs.....	164 000	60 855	60 855	69 165	621 904	265 668	265 668	303 941
FRANCE.....	146	253	253	413	347 406	365 139	365 404	379 044
W GERM.....	20 183	14 266	14 266	15 230	30 186	30 418	30 158	31 881
SPAIN.....	11 587	17 868	17 868	18 364	580 418	269 772	269 772	290 230
OTH CTY.....	-	-	-	-	157 707	52 624	52 471	61 633
TOTAL.....	1 624 134	886 077	893 409	915 405	13 614 536	8 291 806	8 603 565	8 745 059
6921000	TANKS, VATS, AND OTHER CONTAINERS OF METAL OVER 75 GALLON CAPACITY, NES (NO)							
CANADA.....	93	297 460	301 498	301 499	547	1 719 532	1 761 706	1 778 836
U KING.....	3	32 457	32 457	33 426	129	247 747	245 881	287 087
FRANCE.....	2	29 752	29 752	31 773	26	206 909	206 899	228 573
JAPAN.....	4	9 266	9 266	10 763	6	298 468	298 468	377 969
OTH CTY.....	-	-	-	-	988	82 439	82 439	98 876
TOTAL.....	102	368 935	372 973	377 461	1 696	2 555 095	2 595 393	2 771 341
6922000	DRUMS, FLASKS, COLLAPSIBLE TUBES, & OTHER CONTAINERS OF METAL, USED FOR TRANSPORT							
CANADA.....	-	627 724	628 227	638 090	-	5 214 395	5 293 175	5 310 416
MEXICO.....	-	255 002	257 492	257 507	-	899 427	912 585	913 987
C RICA.....	-	-	-	-	-	45 250	45 250	51 671
BRAZIL.....	-	89 792	89 792	113 563	-	591 765	592 040	729 019
ARGENT.....	-	21 467	21 464	25 935	-	131 259	131 266	153 917
SWEDEN.....	-	3 269	3 269	3 392	-	30 703	30 748	33 877
DENMARK.....	-	11 958	11 958	12 768	-	69 878	69 879	75 907
U KING.....	-	123 425	123 346	139 073	-	652 036	651 590	728 504
NETHLDs.....	-	12 758	12 758	15 653	-	110 235	110 235	136 633
BELGIUM.....	-	36 812	36 812	40 114	-	130 456	130 455	136 313
FRANCE.....	-	151 833	152 533	162 627	-	689 175	691 873	743 793
W GERM.....	-	114 512	114 436	124 903	-	840 263	838 118	905 872
SWITZLD.....	-	94 158	95 508	123 958	-	379 844	382 910	436 353
SPAIN.....	-	22 076	22 093	23 990	-	242 271	242 150	267 312
ITALY.....	-	42 816	41 578	46 127	-	263 956	262 718	289 260
HG KONG.....	-	-	-	-	-	148 214	148 078	157 272
JAPAN.....	-	88 966	85 365	91 575	-	811 394	816 068	872 480
AUSTRAL.....	-	7 710	7 710	8 742	-	80 560	80 491	91 385
REP SAF.....	-	13 214	13 214	14 764	-	58 293	58 292	65 980
OTH CTY.....	-	29 345	29 428	35 504	-	240 013	239 440	269 877
TOTAL.....	-	1 746 837	1 746 983	1 878 285	-	11 629 387	11 727 361	12 369 828
6923000	COMPRESSED GAS CYLINDERS OF IRON, STEEL, OR ALUMINUM (NO)							
CANADA.....	630	37 855	37 855	37 855	2 030	55 652	56 746	56 746
MEXICO.....	936	68 864	68 864	68 864	7 454	369 788	369 788	369 788
VENEZ.....	2 344	42 033	42 033	46 364	7 394	138 190	138 190	153 963
U KING.....	946	105 316	104 293	116 951	2 311	361 635	343 726	404 639
JAPAN.....	-	-	-	-	300 323	290 530	290 530	368 251
OTH CTY.....	2 775	8 829	8 829	10 467	6 276	49 483	46 668	54 833
TOTAL.....	7 631	262 897	261 874	280 501	325 788	1 265 278	1 245 648	1 408 220

Table 2. Schedule A Commodity by Country of Origin,
Customs, F.a.s., and C.i.f. Values—Continued

(See "Explanation of Statistics" for information on coverage, definitions of Customs, f.a.s., and c.i.f. values, sources of error in the data, OTH CTY (other countries), and other definitions and features of the import statistics. Shipments valued less than \$251 are shown only under Schedule A commodity number 990.0000 and excluded from all other commodities.)

Country of origin	Schedule A commodity number, description and unit of quantity							
	Current month				Cumulative, January to date			
	Net quantity	Value (dollars)			Net quantity	Value (dollars)		
Customs		F.a.s.	C.i.f.	Customs		F.a.s.	C.i.f.	
6931120	WIRE STRAND OF STEEL, NOT FITTED AND NOT COVERED							(LB)
CANADA.....	66 404	23 208	23 321	23 321	506 167	177 484	179 246	180 328
MEXICO.....	83 766	27 734	28 387	28 477	236 664	76 282	78 118	78 208
COLOMB.....	91 995	34 354	34 354	37 596	441 569	167 400	155 419	170 513
BRAZIL.....	-	-	-	-	1 199 484	386 636	392 580	436 464
U KING.....	-	-	-	-	378 274	142 064	146 502	154 631
IRELAND.....	150 247	123 988	123 988	134 179	412 880	334 027	334 027	357 063
NETHLD.....	44 360	13 273	13 273	14 234	406 475	245 864	245 481	258 994
BELGIUM.....	900 730	704 126	696 018	756 140	6 349 100	4 576 013	4 530 506	4 696 637
FRANCE.....	374 246	319 600	319 661	329 195	4 344 842	3 463 790	3 469 990	3 596 481
W GERM.....	812 693	626 155	626 159	656 620	4 617 559	2 317 466	2 294 238	2 468 407
SPAIN.....	42 487	12 374	12 374	13 961	225 890	81 444	81 444	89 475
INDIA.....	20 728	7 071	7 071	8 227	2 206 424	738 989	738 989	845 030
KOR REP.....	230 960	67 299	67 299	73 339	1 079 135	324 798	324 519	372 313
HG KONG.....	-	-	-	-	457 318	149 903	149 903	173 556
CHINA T.....	101 884	27 502	27 502	31 254	546 105	176 638	176 638	196 212
JAPAN.....	13 404 625	4 824 404	4 454 120	5 193 139	143 743 825	50 990 823	47 584 598	55 096 540
AUSTRAL.....	533 039	169 241	169 241	179 494	3 137 806	1 123 810	1 123 810	1 184 214
REP SAF.....	209 637	57 550	57 550	68 290	2 299 730	583 430	583 430	711 108
OTH CTY.....	12	833	833	845	19 173	14 943	14 943	16 045
TOTAL.....	17 067 813	7 038 712	6 661 151	7 548 311	172 608 420	66 041 804	62 604 386	71 082 219
6931140	ROPES, CABLES, & CORDAGE OTH THAN STRAND OF IRON OR STEEL, NOT FITTED & NOT COVERED							(LB)
CANADA.....	243 476	199 107	198 568	203 571	4 036 804	2 844 532	2 868 655	2 890 943
MEXICO.....	87 324	31 377	32 733	32 733	140 632	55 781	57 897	58 297
COLOMB.....	199 909	82 950	82 950	89 362	1 409 987	576 362	576 362	626 184
VENEZ.....	-	-	-	-	66 000	76 876	76 876	79 955
SWEDEN.....	2 039	3 415	3 415	3 590	43 116	71 217	71 217	73 376
NORWAY.....	23 908	19 191	19 191	20 270	239 875	149 471	149 471	161 088
DENMARK.....	17 330	13 670	13 670	14 399	115 999	99 570	99 570	104 786
U KING.....	659 078	447 127	445 844	487 228	3 343 294	2 138 271	2 127 485	2 289 957
IRELAND.....	242 909	233 824	233 824	246 991	1 009 240	1 018 583	1 023 172	1 071 074
NETHLD.....	32 411	24 175	24 175	25 110	583 982	421 155	421 155	441 710
BELGIUM.....	312 976	223 565	220 922	237 453	3 285 136	2 715 043	2 676 769	2 853 354
FRANCE.....	197 028	189 876	189 875	196 717	1 343 899	1 116 078	1 116 537	1 157 603
W GERM.....	145 150	139 343	140 446	146 822	1 743 012	1 300 131	1 296 074	1 360 538
AUSTRIA.....	-	-	-	-	58 947	31 472	31 472	34 086
SWITZLD.....	5	322	322	345	180 050	127 796	123 421	133 415
POLAND.....	8 550	3 345	3 345	3 751	465 518	236 061	236 061	253 184
SPAIN.....	84 451	81 411	81 411	85 397	1 539 120	1 057 767	1 058 722	1 128 708
PORTUGL.....	31 407	34 441	34 441	36 425	31 407	34 441	34 441	36 425
ITALY.....	117 302	78 193	78 193	83 556	1 336 017	776 401	776 401	841 252
GREECE.....	36 240	25 500	25 500	26 823	61 406	35 600	35 600	39 245
INDIA.....	211 783	92 704	92 704	103 550	4 274 955	1 922 240	1 911 925	2 140 036
LAOS.....	-	-	-	-	110 354	46 030	46 030	50 845
KOR REP.....	2 235 752	769 705	771 289	870 873	18 973 076	8 249 266	8 240 110	9 086 974
HG KONG.....	-	-	-	-	866 827	287 029	275 233	309 442
CHINA T.....	53 035	28 967	28 967	30 244	495 765	354 179	354 179	368 649
JAPAN.....	3 488 218	1 757 822	1 683 592	1 897 546	33 376 139	17 572 062	16 960 852	19 008 647
OTH CTY.....	316	504	504	538	1 929	4 843	4 843	5 040
TOTAL.....	8 430 597	4 480 534	4 405 881	4 843 294	79 132 486	43 318 257	42 650 530	46 604 813
6931160	STRANDS, ROPES, CABLE, & CORDAGE OF WIRE, COVERED, NOT FITTED OR MADE INTO ARTICLES							(LB)
CANADA.....	84 187	113 197	115 196	115 851	460 519	533 557	542 691	552 512
N ANTIL.....	1 243	14 553	14 553	15 009	5 119	55 164	55 164	56 960
SWEDEN.....	2 312	8 865	8 755	9 483	15 741	58 904	58 639	62 757
U KING.....	30 747	53 997	74 316	77 407	183 742	311 621	331 152	342 561
IRELAND.....	-	-	-	-	36 969	36 453	36 453	53 312
BELGIUM.....	66	417	417	483	41 448	30 940	30 554	32 454
FRANCE.....	106 761	93 248	89 516	93 481	140 059	182 162	177 896	187 574
W GERM.....	31 869	94 439	93 305	100 320	508 868	658 489	652 250	690 461
ITALY.....	11 495	35 042	34 871	40 491	61 920	203 696	203 205	227 448
INDIA.....	2 271	3 604	3 604	3 768	29 297	36 723	36 723	38 177
SINGAPR.....	3 227	10 075	10 075	10 257	46 837	127 376	127 779	130 214
CHINA T.....	16 585	19 157	19 170	20 867	55 002	60 301	60 406	66 181
JAPAN.....	45 405	69 402	69 557	76 831	917 238	1 134 921	1 137 911	1 207 732
OTH CTY.....	11 766	14 917	14 814	15 523	75 148	128 797	128 613	135 592
TOTAL.....	347 934	530 913	548 149	579 771	2 577 907	3 559 104	3 579 436	3 783 935
6931400	WIRE CABLES, ROPES, PLAITED BANDS, ETC, NOT INSULATED							(LB)
CANADA.....	467 493	164 100	172 320	172 627	1 362 752	854 722	889 691	890 140
U KING.....	1 125	28 610	29 037	28 902	189 013	152 138	152 565	162 588
IRELAND.....	116 133	83 176	83 176	88 606	630 489	689 457	689 457	720 766
NETHLD.....	-	-	-	-	68 914	102 541	99 541	103 127
BELGIUM.....	149 951	133 033	133 928	139 063	2 756 731	2 304 950	2 274 595	2 398 875
FRANCE.....	4 290	5 148	5 148	6 003	535 922	354 149	354 149	392 327
W GERM.....	4 472	7 400	7 456	7 728	489 468	586 456	559 309	584 752
SPAIN.....	-	-	-	-	70 536	41 533	41 533	45 777
INDIA.....	-	-	-	-	248 482	85 712	85 712	98 037
KOR REP.....	171 206	52 662	52 676	60 487	653 168	259 146	257 991	287 025
CHINA T.....	-	-	-	-	170 549	118 756	118 756	125 407
JAPAN.....	375 377	183 035	183 081	192 762	4 661 351	2 569 990	2 397 559	2 735 277
REP SAF.....	-	-	-	-	59 136	35 527	35 527	41 799
OTH CTY.....	18 440	10 511	10 127	11 377	137 501	89 654	89 320	97 101
TOTAL.....	1 308 487	667 675	676 949	707 555	12 034 012	8 244 731	8 045 705	8 682 998

Table 2. Schedule A Commodity by Country of Origin, Customs, F.a.s., and C.i.f. Values—Continued

(See "Explanation of Statistics" for information on coverage, definitions of Customs, f.a.s., and c.i.f. values, sources of error in the data, OTH CTY (other countries), and other definitions and features of the import statistics. Shipments valued less than \$251 are shown only under Schedule A commodity number 990.0000 and excluded from all other commodities.)

Country of origin	Schedule A commodity number, description and unit of quantity								
	Net quantity	Current month			Net quantity	Cumulative, January to date			
		Value (dollars)				Value (dollars)			
		Customs	F.a.s.	C.i.f.		Customs	F.a.s.	C.i.f.	
6932000	BARBED WIRE							(LB)	
CANADA.....	51 764	12 608	12 795	12 795	498 905	119 457	121 328	121 163	
ARGENT.....	-	-	-	-	868 853	320 396	320 396	353 161	
DENMARK.....	-	-	-	-	889 879	218 163	218 163	245 791	
NETHLDs.....	41 398	14 347	14 347	13 843	101 402	35 549	35 549	38 112	
BELGIUM.....	1 006 246	299 362	299 362	328 463	17 461 507	5 921 007	5 921 931	6 410 158	
FRANCE.....	-	-	-	-	189 988	154 470	153 560	158 720	
POLAND.....	235 429	40 547	40 547	46 858	3 596 126	874 823	874 886	984 999	
INDIA.....	45 360	10 288	10 288	11 185	1 091 972	229 303	229 428	264 965	
KOR REP.....	-	-	-	-	2 603 100	618 178	615 835	673 133	
JAPAN.....	481 294	92 553	92 553	102 710	9 524 941	2 298 016	2 221 173	2 508 630	
REP SAF.....	-	-	-	-	555 124	121 159	121 159	148 665	
OTH CTY.....	54 132	10 702	10 706	13 820	265 878	53 466	53 470	62 918	
TOTAL.....	1 915 623	480 407	480 598	529 674	37 647 675	10 963 987	10 886 878	11 970 415	
6933200	GAUZE, NETTING, GRILL, FENCING, ETC OF COPPER WIRE								
CANADA.....	-	23 373	23 392	23 392	-	319 741	308 570	320 459	
ARGENT.....	-	5 319	4 568	4 829	-	33 760	31 711	33 129	
NORWAY.....	-	-	-	-	-	77 950	77 950	78 467	
U KING.....	-	21 859	21 859	22 107	-	40 800	40 800	41 666	
BELGIUM.....	-	-	-	-	-	239 765	239 753	243 693	
FRANCE.....	-	469	469	475	-	58 405	58 367	61 700	
W GERM.....	-	45 311	45 010	47 916	-	223 693	222 324	230 114	
JAPAN.....	-	20 986	20 994	21 595	-	480 808	484 681	497 274	
OTH CTY.....	-	-	-	-	-	47 902	48 058	49 386	
TOTAL.....	-	117 317	116 292	120 314	-	1 522 824	1 512 214	1 555 888	
6933420	GALVANIZED WIRE FENCING OF ROUND IRON OR STEEL, 0.08 TO 0.20 INCH IN DIAMETER							(LB)	
CANADA.....	1 369 772	609 077	513 062	513 062	5 013 953	2 240 482	1 953 746	1 953 729	
NETHLDs.....	30 964	6 931	6 931	7 974	399 183	96 725	96 725	109 548	
BELGIUM.....	1 234 893	239 370	239 370	279 624	6 516 794	1 580 934	1 579 980	1 804 003	
ITALY.....	46 455	7 558	7 558	9 561	1 673 413	343 426	343 426	421 241	
JAPAN.....	72 459	14 550	13 931	16 069	1 264 216	328 767	323 937	355 092	
OTH CTY.....	-	-	-	-	3 527	895	895	983	
TOTAL.....	2 754 543	877 486	780 852	826 290	14 871 086	4 591 229	4 298 709	4 644 596	
6933440	WIRE CLOTH, GAUZE, FABRIC, SCREEN, NETTING OF STAINLESS STEEL, UNMESHED, WOVEN MESH							(SFT)	
CANADA.....	-	-	-	-	17 264	32 773	33 223	33 223	
ARGENT.....	17 685	12 135	11 367	11 888	77 565	53 583	50 115	53 015	
U KING.....	45 384	44 508	44 508	45 267	189 280	197 276	197 254	202 427	
IRELAND.....	6 319	9 736	9 736	10 085	70 948	120 121	119 110	123 426	
NETHLDs.....	6 502	9 034	9 034	7 036	92 427	130 915	130 403	133 157	
FRANCE.....	3 288	6 967	6 967	7 036	46 863	65 923	65 923	67 933	
W GERM.....	187 823	293 838	287 239	292 920	1 367 605	2 096 785	2 060 656	2 097 831	
SWITZLD.....	11 697	18 300	17 775	17 955	383 906	578 722	566 149	579 382	
PORTUGL.....	15 554	15 670	15 670	16 007	57 935	71 433	70 174	73 294	
JAPAN.....	515 883	407 941	409 140	420 248	6 098 573	5 020 430	5 001 246	5 127 788	
OTH CTY.....	108	940	940	1 028	9 373	27 758	27 758	28 881	
TOTAL.....	810 243	819 069	812 376	831 573	8 411 739	8 395 719	8 322 011	8 520 357	
6933460	WIRE CLOTH, GAUZE, FABRIC, SCREEN, NETTING AND FENCING, NES								
CANADA.....	-	279 821	281 180	280 997	-	1 523 933	1 540 262	1 540 201	
U KING.....	-	4 687	4 687	5 138	-	107 643	107 673	116 649	
NETHLDs.....	-	87 810	87 981	97 130	-	959 661	955 660	1 015 802	
BELGIUM.....	-	45 939	45 905	49 508	-	461 695	445 933	486 385	
W GERM.....	-	172 738	160 572	165 124	-	1 402 984	1 371 941	1 421 203	
SWITZLD.....	-	31 885	27 864	28 417	-	235 427	230 230	236 811	
PORTUGL.....	-	9 231	7 965	8 229	-	73 960	72 694	77 996	
ITALY.....	-	200 498	200 498	225 977	-	993 625	993 625	1 113 391	
JAPAN.....	-	93 824	93 781	98 359	-	1 308 463	1 286 689	1 366 724	
OTH CTY.....	-	-	-	-	-	67 636	67 635	73 483	
TOTAL.....	-	926 433	910 433	958 879	-	7 135 027	7 072 342	7 448 645	
6934000	EXPANDED METAL OF BASE METAL							(SFT)	
CANADA.....	38 783	5 088	5 110	5 110	293 310	35 882	36 005	36 015	
JAPAN.....	94 800	17 730	14 176	20 657	303 400	96 502	91 199	90 274	
OTH CTY.....	30 600	19 102	19 102	21 410	32 920	20 710	20 710	23 208	
TOTAL.....	164 183	41 920	38 388	47 177	629 630	153 094	147 914	169 497	
6941120	BRADS, NAILS, ETC OF IRON OR STEEL, ONE PIECE CONSTRUCTION & MADE OF ROUND WIRE							(LB)	
CANADA.....	9 127 133	2 129 720	2 144 162	2 144 163	41 792 852	10 340 313	10 403 382	10 406 016	
DOM REP.....	10 000	2 000	2 000	2 140	225 000	46 975	46 975	49 657	
DENMARK.....	535 200	129 893	129 893	149 361	4 330 300	1 016 017	1 016 017	1 182 353	
U KING.....	23 000	16 409	11 148	17 502	169 112	169 112	160 921	179 368	
NETHLDs.....	368 799	64 390	64 390	74 186	1 152 875	239 429	239 391	268 877	
BELGIUM.....	21 601	10 200	9 996	11 004	2 422 114	682 000	681 496	744 390	
W GERM.....	-	-	-	-	1 550 116	403 974	403 974	440 915	
AUSTRIA.....	59 900	12 257	12 256	14 054	719 201	185 768	185 767	211 040	
POLAND.....	2 111 912	391 677	391 677	451 167	12 768 544	2 330 276	2 296 731	2 649 455	
SPAIN.....	1 081 700	227 222	227 222	259 696	6 645 198	1 365 241	1 365 242	1 567 013	
YUGOSLV.....	900 005	149 425	149 425	173 605	4 152 005	722 805	722 805	837 416	
CHINA M.....	-	-	-	-	300 001	52 432	52 432	60 435	
KOR REP.....	1 497 619	329 154	321 727	370 156	19 532 031	4 851 419	4 756 866	5 440 293	

Table 2. Schedule A Commodity by Country of Origin, Customs, F.a.s., and C.i.f. Values—Continued

(See "Explanation of Statistics" for information on coverage, definitions of Customs, f.a.s., and c.i.f. values, sources of error in the data, OTH CTY (other countries), and other definitions and features of the import statistics. Shipments valued less than \$251 are shown only under Schedule A commodity number 990.0000 and excluded from all other commodities.)

Country of origin	Schedule A commodity number, description and unit of quantity							
	Current month				Cumulative, January to date			
	Net quantity	Value (dollars)			Net quantity	Value (dollars)		
Customs		F.a.s.	C.i.f.	Customs		F.a.s.	C.i.f.	
HG KONG.....	-	-	-	-	180 260	46 359	46 359	52 641
CHINA T.....	-	-	-	-	283 687	78 570	77 546	89 188
JAPAN.....	10 424 413	2 318 099	2 282 348	2 594 551	95 113 655	25 646 567	25 100 865	28 177 673
REP SAF.....	-	-	-	-	160 000	40 451	40 451	48 490
OTH CTY.....	39 769	9 140	9 140	9 195	170 078	67 847	67 847	72 886
TOTAL.....	26 201 051	5 789 586	5 755 384	6 270 780	192 243 306	48 285 555	47 665 067	52 478 106
6941140	BRADS, NAILS, ETC OF IRON OR STEEL, ONE PIECE CONSTRUCTION, NES							(LB)
CANADA.....	267 244	79 896	80 557	80 557	2 228 910	659 927	668 877	668 877
MEXICO.....	360	503	503	503	407 519	111 016	112 152	112 152
SWEDEN.....	7 050	5 632	5 191	5 410	52 550	41 612	41 171	43 488
U KING.....	71 292	27 234	26 171	29 971	269 286	89 283	68 072	98 638
NETHLDs.....	-	-	-	-	95 840	34 529	34 529	36 678
BELGIUM.....	-	-	-	-	69 347	33 038	33 038	35 078
POLAND.....	12 010	2 714	2 714	3 208	237 787	68 272	68 232	75 666
KOR REP.....	108 001	29 192	27 432	32 479	1 049 689	273 273	269 716	308 832
CHINA T.....	99 000	19 287	19 190	21 997	5 532 185	111 548	111 325	127 201
JAPAN.....	593 085	216 199	208 406	233 660	5 536 061	2 079 895	2 028 968	2 240 457
OTH CTY.....	58 772	17 536	17 536	19 569	162 574	61 452	62 513	69 540
TOTAL.....	1 216 814	398 193	387 700	427 354	10 641 748	3 563 845	3 518 593	3 816 607
6941160	BRADS, NAILS, TACKS, STUDS, ETC OF IRON OR STEEL, NES							(LB)
CANADA.....	-	114 157	115 192	115 228	-	489 191	487 006	492 551
SWEDEN.....	-	59 794	61 474	64 209	-	72 392	74 182	77 532
U KING.....	-	45 963	45 631	48 191	-	251 331	247 053	261 758
NETHLDs.....	-	48 266	48 266	51 452	-	111 227	111 227	117 308
BELGIUM.....	-	125 240	125 246	126 631	-	341 203	341 214	350 229
FRANCE.....	-	11 874	11 825	12 118	-	461 049	461 001	469 143
W GERM.....	-	83 231	83 221	87 225	-	594 930	592 981	629 675
SWITZLD.....	-	429 587	429 587	435 579	-	2 214 232	2 214 232	2 248 751
POLAND.....	-	-	-	-	-	83 318	83 318	96 794
SPAIN.....	-	8 598	8 607	9 255	-	72 045	72 058	78 292
ITALY.....	-	58 441	58 441	62 780	-	434 972	433 764	468 024
JAPAN.....	-	170 428	170 444	184 173	-	499 518	499 518	540 702
OTH CTY.....	-	14 553	14 358	14 975	-	68 558	68 463	74 794
TOTAL.....	-	1 170 132	1 172 292	1 211 816	-	5 692 522	5 686 017	5 905 553
6942110	WOOD SCREWS INCLUDING LAG SCREWS OR BOLTS OF IRON OR STEEL							(LB)
CANADA.....	24 641	12 380	12 652	12 652	274 049	157 370	158 923	159 020
BELGIUM.....	-	-	-	-	75 648	66 938	64 478	68 605
INDIA.....	127 100	53 797	53 797	59 658	1 256 329	486 472	486 472	544 857
KOR REP.....	129 605	43 715	43 715	48 843	129 605	43 715	43 715	48 843
HG KONG.....	119 649	45 783	44 063	48 162	773 214	388 325	377 672	406 420
CHINA T.....	18 403	4 480	4 480	5 369	725 161	309 972	310 042	335 447
JAPAN.....	588 947	198 680	198 527	220 719	4 223 112	1 558 164	1 550 199	1 708 153
OTH CTY.....	14 882	18 233	18 233	19 451	217 401	146 914	146 597	157 901
TOTAL.....	1 023 227	377 068	375 467	414 854	7 674 519	3 157 870	3 138 098	3 429 246
6942120	BOLTS & BOLTS & THEIR NUTS IMPORTED TOGETHER OF IRON OR STEEL, NES							(LB)
CANADA.....	1 338 424	590 816	600 024	600 775	7 760 451	3 900 947	3 943 175	3 973 949
MEXICO.....	202 550	50 136	49 979	49 979	1 312 300	516 780	519 859	531 846
SWEDEN.....	1 317	2 661	2 661	2 687	33 242	35 316	35 335	37 863
DENMARK.....	251 388	115 908	115 908	124 301	1 261 917	636 894	636 894	686 032
U KING.....	317 801	220 978	216 257	231 688	1 680 886	1 304 956	1 273 034	1 360 334
IRELAND.....	-	-	-	-	53 249	73 860	73 861	77 547
NETHLDs.....	4 902	5 853	5 857	7 083	302 642	289 547	289 591	305 352
BELGIUM.....	152 400	54 072	54 072	58 841	973 242	378 487	378 072	419 474
FRANCE.....	7 210	14 461	14 419	15 262	625 697	277 166	276 666	301 715
W GERM.....	17 337	54 938	53 920	56 283	354 648	559 930	544 246	582 824
SWITZLD.....	1 675	14 228	14 228	14 858	8 249	57 891	57 891	59 914
POLAND.....	22 037	5 934	5 934	6 619	928 695	240 962	240 962	268 186
SPAIN.....	705 366	194 636	194 556	219 920	4 482 784	1 438 621	1 433 750	1 586 479
ITALY.....	1 044 888	653 969	654 614	701 039	4 344 995	2 206 711	2 193 956	2 392 144
INDIA.....	327 155	68 525	68 525	83 330	2 915 683	640 849	639 739	773 640
KOR REP.....	12 626	13 273	13 273	14 121	210 191	154 269	154 269	163 384
HG KONG.....	19 327	3 869	3 914	4 436	135 915	39 379	39 559	43 600
CHINA T.....	30 528	9 582	9 582	10 739	1 028 170	340 386	341 667	384 437
JAPAN.....	6 370 092	1 785 901	1 764 279	1 991 979	44 575 186	16 234 893	16 017 684	17 786 014
AUSTRAL.....	229 756	115 784	115 784	124 045	1 233 958	567 858	567 838	610 817
REP SAF.....	-	-	-	-	129 552	64 722	64 722	73 209
OTH CTY.....	2 492	2 602	2 602	2 332	29 221	30 750	30 193	32 182
TOTAL.....	11 059 271	3 978 126	3 959 826	4 320 317	74 480 873	29 991 054	29 752 963	32 450 942
6942130	NUTS OF IRON OR STEEL, NES							(LB)
CANADA.....	194 885	146 575	146 417	149 653	1 566 829	1 156 326	1 166 302	1 173 313
MEXICO.....	50 582	27 115	27 815	27 613	322 370	159 278	166 856	168 230
VENEZ.....	-	-	-	-	184 364	79 596	79 596	84 369
ARGENT.....	-	-	-	-	66 170	32 503	32 503	34 914
SWEDEN.....	5 264	13 525	13 604	14 091	85 148	159 425	159 425	168 021
U KING.....	157 993	194 450	190 236	197 224	1 710 348	1 459 891	1 436 442	1 514 945
IRELAND.....	455 104	312 523	311 858	332 087	1 721 693	1 096 825	1 096 149	1 174 065
NETHLDs.....	794 299	406 012	406 031	431 988	8 858 999	3 995 058	3 993 913	4 266 993
BELGIUM.....	69 585	31 935	31 943	34 211	280 311	155 926	155 806	165 348
FRANCE.....	260 313	126 749	126 887	135 996	1 988 629	970 746	968 661	1 040 111
W GERM.....	1 481 922	557 085	556 576	608 337	10 472 504	3 966 615	3 961 339	4 316 012

Table 2. Schedule A Commodity by Country of Origin, Customs, F.a.s., and C.i.f. Values—Continued

(See "Explanation of Statistics" for information on coverage, definitions of Customs, f.a.s., and c.i.f. values, sources of error in the data, OTH CTY (other countries), and other definitions and features of the import statistics. Shipments valued less than \$251 are shown only under Schedule A commodity number 990.0000 and excluded from all other commodities.)

Country of origin	Schedule A commodity number, description and unit of quantity							
	Current month				Cumulative, January to date			
	Net quantity	Value (dollars)			Net quantity	Value (dollars)		
Customs		F.a.s.	C.i.f.	Customs		F.a.s.	C.i.f.	
AUSTRIA.....	19 502	6 265	6 265	6 989	334 627	114 396	114 398	128 271
SWITZLD.....	1 654	6 452	6 454	6 728	7 159	34 974	34 891	37 057
POLAND.....	27	800	800	806	392 387	173 633	173 633	184 978
SPAIN.....	15 600	7 773	7 779	8 397	1 254 793	540 026	539 732	584 181
ITALY.....	434 214	224 968	220 668	240 118	3 522 990	1 819 964	1 811 783	1 971 898
YUGOSLV.....	2 610	5 106	5 106	5 250	382 584	177 178	177 178	191 041
ISRAEL.....	5 668	3 382	3 382	3 920	395 476	204 589	204 589	220 836
INDIA.....	80 926	38 128	38 128	42 259	660 606	300 165	300 165	332 110
KOR REP.....	19 012	20 470	20 470	21 456	483 246	281 618	283 037	305 625
HG KONG.....	23 382	6 053	6 053	6 983	92 679	54 758	54 322	58 206
CHINA T.....	209 296	63 374	63 838	73 123	1 954 716	745 597	745 987	827 440
JAPAN.....	11 374 106	4 670 622	4 644 153	5 137 930	76 190 438	37 668 516	37 364 169	40 565 630
AUSTRAL.....	155 477	97 928	99 009	117 496	641 328	370 802	371 883	407 798
OTH CTY.....	1 401	2 795	2 410	2 610	82 679	47 119	46 734	50 456
TOTAL.....	15 812 822	6 970 085	6 935 882	7 605 265	113 653 073	55 765 723	55 439 493	59 971 848
6942140	SCREWS OF IRON OR STEEL, NES (LB)							
CANADA.....	1 491 907	913 116	923 924	930 225	13 976 191	8 046 077	8 145 979	8 170 646
ARGENT.....	-	-	-	-	8 484	36 049	36 049	39 337
SWEDEN.....	12 791	19 864	18 969	20 466	99 030	184 569	182 110	191 494
U KING.....	91 160	130 148	128 218	135 930	701 696	854 719	847 983	896 251
IRELAND.....	19 910	26 596	26 596	27 811	171 330	346 815	346 855	367 148
BELGIUM.....	1 151	11 531	11 532	12 145	185 311	123 578	123 458	130 584
FRANCE.....	8 912	52 490	52 432	53 630	178 507	369 607	367 904	395 049
W GERM.....	196 960	209 499	208 681	224 350	993 877	1 240 798	1 232 812	1 318 815
SWITZLD.....	4 553	29 511	29 530	30 514	61 400	198 300	198 026	203 908
POLAND.....	13 277	3 638	3 638	4 244	113 768	48 641	48 641	54 232
SPAIN.....	8 001	5 078	5 078	5 364	1 433 482	568 970	568 708	629 594
ITALY.....	392 159	188 476	183 628	199 760	3 808 138	1 617 114	1 600 785	1 776 339
YUGOSLV.....	-	-	-	-	680 610	233 755	233 755	258 887
INDIA.....	225 529	64 447	64 447	75 626	745 926	229 305	229 305	265 519
KOR REP.....	224 077	82 006	81 539	90 331	1 298 588	428 054	432 462	480 177
HG KONG.....	88 156	31 182	31 182	34 760	255 406	181 418	181 418	193 895
CHINA T.....	88 561	30 979	29 015	32 518	1 066 358	415 246	412 900	454 622
JAPAN.....	14 396 075	4 364 001	4 347 891	4 884 140	93 795 249	34 539 183	34 468 051	38 159 109
OTH CTY.....	1 117	4 756	4 439	4 655	210 509	108 273	107 865	118 637
TOTAL.....	17 264 296	6 167 318	6 150 739	6 766 469	119 783 860	49 770 471	49 765 066	54 104 243
6942152	SPIRAL AND OTHER LOCK WASHERS OF IRON OR STEEL (LB)							
CANADA.....	9 718	10 431	10 470	10 499	103 065	71 723	71 497	73 142
U KING.....	3 600	9 518	9 390	9 563	49 682	98 419	98 341	100 628
W GERM.....	7 553	25 768	26 134	26 970	46 126	147 457	147 858	153 080
JAPAN.....	122 024	42 073	41 908	46 247	2 070 730	890 564	888 299	972 506
REP SAF.....	-	-	-	-	121 742	38 021	38 021	46 586
OTH CTY.....	7 329	6 220	6 189	6 888	40 434	57 183	56 929	60 793
TOTAL.....	150 224	94 010	94 091	100 167	2 431 779	1 303 367	1 300 945	1 406 735
6942156	WASHERS OF IRON OR STEEL, NES (LB)							
CANADA.....	39 122	29 970	29 772	30 687	1 387 651	531 863	520 240	540 010
MEXICO.....	24 550	7 462	7 462	7 462	273 500	76 092	76 618	76 618
SWEDEN.....	5 067	15 283	15 247	15 894	47 064	59 638	59 537	62 811
U KING.....	18 381	45 427	42 765	34 479	203 032	320 156	304 222	308 009
FRANCE.....	1 494	8 556	7 806	9 033	10 551	119 329	117 765	123 225
W GERM.....	37 191	104 188	102 670	105 770	243 462	536 657	533 421	560 062
ITALY.....	46 366	18 989	18 665	21 487	362 332	138 816	137 229	156 251
KOR REP.....	60	-	-	-	304 665	73 326	73 326	83 753
CHINA T.....	60	300	300	320	885 225	177 487	177 486	212 757
JAPAN.....	495 895	163 772	159 273	177 795	4 435 828	1 457 475	1 435 641	1 605 245
AUSTRAL.....	3 940	6 251	6 080	6 424	197 623	90 141	90 425	99 949
OTH CTY.....	672 066	400 198	390 040	409 351	8 350 933	3 580 980	3 525 910	3 828 690
TOTAL.....	672 066	400 198	390 040	409 351	8 350 933	3 580 980	3 525 910	3 828 690
6942160	RIVETS, COTTERS, COTTER PINS, ASSEMBLED BOLTS, ETC OF IRON OR STEEL, NES							
CANADA.....	-	1 580 679	1 609 567	1 610 867	-	7 195 875	7 348 189	7 401 721
MEXICO.....	-	11 445	11 445	11 445	-	32 628	32 628	32 628
U KING.....	-	32 296	32 440	33 984	-	304 872	303 008	319 765
FRANCE.....	-	8 065	8 065	8 550	-	42 976	43 014	45 693
W GERM.....	-	16 276	16 107	17 002	-	116 924	116 165	124 803
ITALY.....	-	24 998	25 237	25 880	-	89 576	89 815	92 953
KOR REP.....	-	13 124	13 124	14 190	-	247 470	244 322	267 738
CHINA T.....	-	3 897	3 897	4 674	-	47 689	47 830	52 107
JAPAN.....	-	249 844	250 570	264 296	-	1 230 013	1 216 944	320 071
AUSTRAL.....	-	21 140	21 140	23 151	-	38 145	38 145	40 293
OTH CTY.....	-	51 268	51 399	55 468	-	121 663	121 533	130 244
TOTAL.....	-	2 013 032	2 042 991	2 069 507	-	9 467 831	9 601 593	9 828 016
6942300	NAILS, TACKS, STAPLES, NUTS, SCREWS, ETC OF COPPER							
CANADA.....	-	34 319	33 467	33 802	-	233 300	234 670	236 418
SWEDEN.....	-	37 717	37 717	40 208	-	99 790	98 624	104 534
U KING.....	-	57 906	57 231	61 538	-	408 084	400 650	430 564
NETHLDs.....	-	2 700	2 700	2 851	-	204 506	204 506	210 800
BELGIUM.....	-	-	-	-	-	93 317	93 761	99 250
FRANCE.....	-	8 457	8 457	8 999	-	53 681	53 646	56 196
W GERM.....	-	55 269	55 269	57 377	-	327 328	328 346	341 901
SWITZLD.....	-	15 241	15 241	16 042	-	121 477	121 295	125 976
ITALY.....	-	130 116	129 238	136 933	-	768 897	767 484	821 887

Table 2. **Schedule A Commodity by Country of Origin, Customs, F.a.s., and C.i.f. Values—Continued**

(See "Explanation of Statistics" for information on coverage, definitions of Customs, f.a.s., and c.i.f. values, sources of error in the data, OTH CTY (other countries), and other definitions and features of the import statistics. Shipments valued less than \$251 are shown only under Schedule A commodity number 990.0000 and excluded from all other commodities.)

Country of origin	Schedule A commodity number, description and unit of quantity							
	Current month				Cumulative, January to date			
	Net quantity	Value (dollars)			Net quantity	Value (dollars)		
Customs		F.a.s.	C.i.f.	Customs		F.a.s.	C.i.f.	
HG KONG.....	-	-	-	-	-	34 915	34 808	36 430
JAPAN.....	-	126 703	126 642	134 089	-	763 920	761 996	806 924
OTH CTY.....	-	7 916	8 029	8 779	-	124 373	122 147	129 392
TOTAL.....	-	476 344	473 991	500 618	-	3 235 588	3 221 933	3 400 272
6951000	HAND TOOLS OF A KIND USED IN AGRICULTURE OR FORESTRY							
MEXICO.....	-	17 099	17 099	17 099	-	134 163	134 163	135 944
GUATMAL.....	-	11 468	11 468	12 157	-	89 490	89 490	93 711
COLOMB.....	-	10 953	10 953	11 707	-	34 560	34 580	37 647
SWEDEN.....	-	22 134	22 435	25 342	-	52 978	53 294	60 731
DENMARK.....	-	-	-	-	-	167 033	167 033	189 961
U KING.....	-	51 670	51 671	55 849	-	435 767	436 423	467 684
W GERM.....	-	69 576	69 657	72 504	-	291 761	291 545	305 052
AUSTRIA.....	-	-	-	-	-	214 617	214 617	221 366
SWITZLD.....	-	-	-	-	-	116 085	116 085	118 961
SPAIN.....	-	574	574	621	-	222 793	222 355	240 858
PORTUGL.....	-	-	-	-	-	133 559	133 559	152 185
ITALY.....	-	16 231	16 231	16 993	-	163 171	163 864	172 689
KOR REP.....	-	7 857	7 857	9 267	-	39 018	39 018	44 662
HG KONG.....	-	14 463	15 121	17 767	-	111 171	112 697	131 530
CHINA T.....	-	20 108	20 170	22 323	-	253 810	254 094	288 196
JAPAN.....	-	53 716	54 067	57 818	-	1 477 479	1 479 763	1 594 529
OTH CTY.....	-	15 798	15 839	17 142	-	160 722	160 971	172 997
TOTAL.....	-	311 647	313 142	336 589	-	4 098 197	4 103 551	4 428 703
6952120	NON-MECHANICAL SAWS (NO)							
SWEDEN.....	67 015	99 328	99 610	106 367	220 587	367 536	370 971	422 613
DENMARK.....	23 650	25 862	25 862	28 178	35 254	40 680	40 680	44 407
U KING.....	13 634	13 912	13 912	14 586	63 217	98 999	98 632	102 869
W GERM.....	8 168	9 296	9 297	9 660	200 003	113 820	113 775	120 161
JAPAN.....	142 708	122 319	123 013	129 487	668 332	519 606	521 438	549 135
OTH CTY.....	720	684	685	753	52 217	17 846	17 847	19 967
TOTAL.....	255 895	271 401	272 379	289 031	1 239 610	1 158 487	1 163 343	1 259 152
6952140	SAW BLADES AND PARTS OF SAWS							
CANADA.....	-	421 941	422 765	423 389	-	2 482 987	2 488 930	2 492 654
SWEDEN.....	-	193 902	194 211	202 494	-	1 559 946	1 565 409	1 661 038
NORWAY.....	-	24 848	24 848	25 277	-	181 261	181 261	184 611
DENMARK.....	-	15 342	15 342	16 019	-	136 345	136 345	141 260
U KING.....	-	47 639	47 639	50 138	-	488 705	487 257	510 521
BELGIUM.....	-	19 940	19 940	21 168	-	243 166	243 166	250 348
FRANCE.....	-	21 031	21 031	21 862	-	614 467	595 085	611 105
W GERM.....	-	249 504	249 453	256 393	-	2 017 336	2 016 236	2 069 219
AUSTRIA.....	-	48 297	48 297	51 658	-	253 674	253 674	271 564
SWITZLD.....	-	26 097	26 186	27 620	-	321 359	321 039	330 428
POLAND.....	-	28 252	28 252	28 634	-	131 968	132 022	134 266
SPAIN.....	-	1 353	1 353	1 639	-	50 250	50 250	60 855
ITALY.....	-	10 374	10 407	11 247	-	192 047	192 101	199 927
CHINA M.....	-	-	-	-	-	149 453	149 453	155 491
KOR REP.....	-	5 993	6 993	7 333	-	40 820	40 992	43 588
JAPAN.....	-	26 683	26 725	28 001	-	317 269	317 390	331 827
OTH CTY.....	-	8 135	8 135	8 866	-	116 470	116 762	126 444
TOTAL.....	-	1 150 331	1 151 577	1 181 738	-	9 297 523	9 287 372	9 575 146
6952210	SLIP-JOINT PLIERS (DOZ)							
W GERM.....	1 242	13 625	13 413	14 001	3 762	48 950	48 419	50 672
SPAIN.....	1 504	14 104	14 104	14 450	17 263	215 574	213 730	227 790
KOR REP.....	7 444	42 523	42 523	45 595	29 965	156 840	156 841	165 279
JAPAN.....	46 426	243 713	243 333	255 217	253 998	1 488 204	1 490 248	1 560 883
OTH CTY.....	3 437	6 916	6 916	7 391	11 606	60 465	60 475	62 988
TOTAL.....	60 053	320 881	320 289	336 654	316 594	1 970 033	1 969 713	2 067 612
6952220	PLIERS, NIPPERS, PINCERS, ETC & PARTS THEREOF, NES							
SWEDEN.....	-	16 876	16 876	17 336	-	94 488	94 493	95 945
U KING.....	-	72 170	72 170	74 548	-	402 632	402 632	417 974
FRANCE.....	-	7 806	7 842	8 098	-	64 475	64 535	66 380
W GERM.....	-	149 784	148 557	152 787	-	934 460	928 424	955 686
SWITZLD.....	-	14 060	14 134	14 707	-	238 630	238 023	241 657
SPAIN.....	-	63 370	63 740	66 503	-	394 078	395 492	410 449
KOR REP.....	-	21 215	21 215	22 655	-	315 221	314 823	331 473
CHINA T.....	-	10 710	10 859	12 268	-	95 780	97 238	105 267
JAPAN.....	-	315 949	315 989	325 973	-	1 697 377	1 703 347	1 758 275
OTH CTY.....	-	24 592	25 839	26 957	-	115 028	116 682	125 989
TOTAL.....	-	696 532	697 221	721 832	-	4 352 169	4 355 689	4 509 095
6952233	FILES AND RASPS, WITH OR WITHOUT THEIR HANDLES, NOT OVER 6.75 INCHES IN LENGTH (DOZ)							
SWEDEN.....	7 802	33 142	33 142	33 822	29 900	112 526	112 526	117 357
FINLAND.....	4 769	18 017	18 017	18 646	18 047	62 417	62 417	64 317
U KING.....	8 068	19 424	19 424	20 333	26 014	119 644	114 280	117 971
FRANCE.....	7 452	42 855	42 855	43 751	24 670	163 029	163 029	165 141
W GERM.....	935	8 441	8 441	8 597	19 312	123 642	123 642	126 426
SWITZLD.....	19 849	133 200	133 204	134 965	120 407	840 958	840 980	853 214
PORTUGL.....	-	-	-	-	14 606	84 755	84 755	88 192
ITALY.....	7 810	24 434	24 434	25 366	34 027	114 271	114 271	117 213

Table 2. Schedule A Commodity by Country of Origin, Customs, F.a.s., and C.i.f. Values—Continued

(See "Explanation of Statistics" for information on coverage, definitions of Customs, f.a.s., and c.i.f. values, sources of error in the data, OTH CTY (other countries), and other definitions and features of the import statistics. Shipments valued less than \$251 are shown only under Schedule A commodity number 990.0000 and excluded from all other commodities.)

Country of origin	Schedule A commodity number, description and unit of quantity							
	Net quantity	Current month			Net quantity	Cumulative, January to date		
		Value (dollars)				Value (dollars)		
	Customs	F.a.s.	C.i.f.	Customs	F.a.s.	C.i.f.		
INDIA.....	1 775	4 555	4 555	4 773	24 444	67 178	67 178	71 257
OTH CTY.....	1 661	5 934	5 935	6 114	118 804	143 111	145 371	149 452
TOTAL.....	60 121	290 002	290 007	296 367	430 231	1 831 531	1 828 449	1 870 540
6952235	FILES AND RASPS, WITH OR WITHOUT THEIR HANDLES, OVER 6.75 INCHES IN LENGTH (DOZ)							
SWEDEN.....	22 646	96 160	96 360	98 282	112 995	443 742	442 941	451 743
FINLAND.....	2 605	10 529	10 529	10 750	32 312	94 094	94 244	96 326
U KING.....	13 396	35 522	34 876	36 661	32 509	98 267	97 569	103 253
FRANCE.....	217	3 394	3 394	3 465	4 272	37 633	37 633	38 166
W GERM.....	10 752	63 011	63 011	64 535	47 035	224 603	224 603	229 737
SWITZLD.....	3 920	50 974	51 024	51 670	35 369	261 332	261 398	264 901
SPAIN.....	400	2 700	2 700	2 761	8 136	59 155	59 155	61 060
PORTUGL.....	-	-	-	-	29 541	188 093	188 053	196 252
INDIA.....	3 991	27 964	27 964	30 128	51 167	269 128	269 128	291 434
JAPAN.....	1 001	3 855	3 855	4 125	16 864	108 731	108 875	113 284
OTH CTY.....	3 476	16 677	16 682	17 375	18 356	113 655	117 602	122 822
TOTAL.....	62 404	310 786	310 395	319 752	388 556	1 898 433	1 901 201	1 968 978
6952242	PIPE WRENCHES AND SPANNERS (DOZ)							
U KING.....	49	2 754	2 737	3 238	5 168	56 348	55 765	58 486
FRANCE.....	84	2 180	2 180	2 398	544	43 880	42 895	44 488
W GERM.....	1 247	16 868	17 102	18 159	10 010	98 541	95 791	105 861
SPAIN.....	4 742	131 127	131 127	142 012	34 938	848 168	849 197	909 415
INDIA.....	-	-	-	-	26 615	173 318	173 318	182 616
CHINA T.....	978	53 271	53 271	57 315	8 857	218 808	218 811	232 208
JAPAN.....	8 991	181 939	181 939	191 742	56 097	1 071 225	1 069 970	1 131 928
OTH CTY.....	136	6 906	6 708	6 850	9 526	66 925	66 002	69 391
TOTAL.....	16 227	395 045	395 064	421 714	151 755	2 577 277	2 571 749	2 734 393
6952247	PIPE TOOLS, NES, AND PARTS							
CANADA.....	-	29 281	29 421	30 200	-	100 832	101 984	103 766
MEXICO.....	-	19 711	19 711	19 711	-	41 215	41 215	41 260
BRAZIL.....	-	6 162	6 162	6 435	-	79 364	78 157	84 672
SWEDEN.....	-	5 797	5 797	6 086	-	42 707	41 812	43 680
U KING.....	-	16 935	17 205	18 769	-	148 853	147 950	158 667
BELGIUM.....	-	5 441	5 441	5 724	-	548 967	548 544	575 637
FRANCE.....	-	12 638	12 457	12 990	-	78 070	77 455	80 617
W GERM.....	-	93 103	90 324	100 197	-	750 004	741 203	785 068
SPAIN.....	-	106 904	107 245	114 563	-	732 488	734 915	786 151
ITALY.....	-	3 337	3 337	3 536	-	79 314	78 579	88 183
INDIA.....	-	77 304	79 115	84 169	-	695 009	695 935	730 554
CHINA M.....	-	-	-	-	-	67 097	67 097	69 302
KOR REP.....	-	13 280	13 271	13 907	-	64 614	64 648	70 603
HG KONG.....	-	3 930	3 997	4 511	-	109 350	111 646	123 986
CHINA T.....	-	327 694	325 356	339 880	-	1 804 666	1 805 921	1 904 117
JAPAN.....	-	1 307 548	1 316 701	1 382 043	-	6 918 168	6 938 519	7 269 309
OTH CTY.....	-	9 374	9 243	10 056	-	89 083	87 320	91 961
TOTAL.....	-	2 038 439	2 044 783	2 152 777	-	12 349 801	12 362 900	13 007 533
6952250	TWEZERS AND TIN SNIPS, METAL CUTTING SHEARS, PIPE CUTTERS, ETC & PARTS THEREOF							
W GERM.....	-	39 600	39 569	40 497	-	120 438	120 489	125 064
SWITZLD.....	-	118 985	118 943	121 119	-	938 693	938 274	959 756
SPAIN.....	-	11 090	11 237	11 985	-	58 857	58 896	63 783
ITALY.....	-	15 173	15 173	15 811	-	72 255	72 219	75 567
JAPAN.....	-	43 950	44 123	46 711	-	455 943	457 494	485 891
OTH CTY.....	-	22 396	22 396	23 253	-	118 660	118 783	126 039
TOTAL.....	-	251 194	251 441	259 376	-	1 764 846	1 766 155	1 836 100
6952310	VISES AND CLAMPS EXCEPT PARTS OF OR ACCESSORIES FOR MACHINE TOOLS (NO)							
CANADA.....	4 022	12 480	12 536	12 546	29 647	52 615	53 288	53 298
MEXICO.....	95 000	2 579	2 579	2 579	744 744	35 680	35 680	35 680
SWEDEN.....	6 165	3 144	3 144	3 288	173 231	56 685	54 184	60 299
U KING.....	4 029	61 234	61 796	65 445	94 644	255 922	254 628	270 955
FRANCE.....	2 089	5 180	6 181	6 340	11 220	30 815	30 836	32 190
W GERM.....	8 741	20 998	20 827	21 861	70 438	114 000	112 918	119 763
SWITZLD.....	63 512	9 285	9 285	10 268	86 334	136 222	136 222	148 466
POLAND.....	-	-	-	-	14 526	217 161	217 161	248 662
KOR REP.....	45 900	14 211	14 250	16 613	123 764	75 043	75 188	83 856
CHINA T.....	21 627	45 735	45 735	48 023	340 107	189 993	187 769	204 465
JAPAN.....	125 535	343 759	343 816	381 357	531 407	1 770 006	1 770 709	1 957 605
OTH CTY.....	80	1 236	1 236	1 280	102 332	115 239	115 360	125 464
TOTAL.....	376 700	520 841	521 385	569 600	2 322 394	3 049 381	3 043 943	3 340 703
6952320	HAMMERS AND SLEDGES, WITH OR WITHOUT THEIR HANDLES (DOZ)							
MEXICO.....	-	-	-	-	2 763	47 209	48 163	48 689
W GERM.....	106	4 553	4 553	4 691	2 625	38 368	38 026	39 665
SPAIN.....	18 217	36 586	36 586	39 818	52 685	299 112	299 189	328 330
CHINA T.....	8 923	35 987	36 029	41 179	40 976	248 706	250 435	277 646
JAPAN.....	16 121	238 186	239 212	261 393	91 909	1 430 538	1 435 626	1 563 713
OTH CTY.....	565	8 654	8 754	9 159	4 928	60 368	60 180	63 209
TOTAL.....	43 932	323 966	325 134	356 240	195 886	2 124 301	2 131 619	2 321 252

Table 2. Schedule A Commodity by Country of Origin, Customs, F.a.s., and C.i.f. Values—Continued

(See "Explanation of Statistics" for information on coverage, definitions of Customs, f.a.s., and c.i.f. values, sources of error in the data, OTH CTY (other countries), and other definitions and features of the import statistics. Shipments valued less than \$251 are shown only under Schedule A commodity number 990.0000 and excluded from all other commodities.)

Country of origin	Schedule A commodity number, description and unit of quantity							
	Current month			Cumulative, January to date				
	Net quantity	Value (dollars)			Net quantity	Value (dollars)		
Customs		F.a.s.	C.i.f.	Customs		F.a.s.	C.i.f.	
6952330	CHISELS, GIMLETS, GOUGES, PLANES, & OTH CUTTING TOOLS AND PARTS THEREOF							
CANADA.....	-	11 379	11 468	11 468	-	39 121	39 376	39 403
SWEDEN.....	-	16 416	16 416	17 129	-	42 923	43 824	45 543
U KING.....	-	102 117	101 699	107 009	-	309 469	309 266	324 253
NETHLDs.....	-	11 392	11 397	11 758	-	166 855	166 796	169 825
FRANCE.....	-	2 499	2 499	2 611	-	70 434	70 434	73 560
W GERM.....	-	41 022	41 072	42 330	-	386 593	383 402	397 466
SWITZLD.....	-	1 084	984	1 025	-	73 538	73 438	75 330
SPAIN.....	-	4 295	4 295	4 649	-	39 930	39 894	42 653
ITALY.....	-	761	761	850	-	41 562	41 562	43 183
JAPAN.....	-	69 611	69 951	72 331	-	346 557	347 678	360 714
OTH CTY.....	-	18 958	18 957	19 831	-	115 873	115 805	122 082
TOTAL.....	-	279 534	279 499	290 991	-	1 632 855	1 631 495	1 694 032
6952340	SCREWDRIVERS							
U KING.....	-	47 122	46 988	48 167	-	253 520	253 353	259 208
SWITZLD.....	-	8 514	8 514	8 700	-	55 003	55 017	56 545
ITALY.....	-	7 808	7 808	8 138	-	42 620	42 320	45 262
CHINA M.....	-	-	-	-	-	30 545	30 545	31 936
KOR REP.....	-	17 869	17 869	19 816	-	44 118	44 109	48 116
HG KONG.....	-	22 706	22 904	25 959	-	94 063	94 324	106 644
CHINA T.....	-	18 376	18 376	19 503	-	87 085	87 271	92 063
JAPAN.....	-	23 893	23 893	25 233	-	343 791	344 315	361 136
OTH CTY.....	-	5 172	5 173	5 323	-	69 951	68 993	73 104
TOTAL.....	-	151 460	151 525	160 839	-	1 020 696	1 020 247	1 074 034
6952350	TABLE, KITCHEN, AND HOUSEHOLD IMPLEMENTS OF IRON OR STEEL, CHARACTER OF HAND TOOLS							
SWEDEN.....	-	6 501	6 501	6 633	-	43 159	43 255	46 744
U KING.....	-	22 454	22 472	23 118	-	116 932	116 950	121 133
FRANCE.....	-	11 376	11 413	12 193	-	74 647	74 999	79 922
W GERM.....	-	38 992	39 086	41 369	-	195 283	195 633	206 506
AUSTRIA.....	-	6 017	6 017	6 862	-	60 760	60 937	65 304
ITALY.....	-	53 318	52 862	55 791	-	321 754	323 291	347 034
KOR REP.....	-	754	754	804	-	69 795	69 795	75 649
HG KONG.....	-	106 592	107 319	124 098	-	561 671	566 482	651 669
CHINA T.....	-	78 360	79 024	92 167	-	406 741	411 660	476 562
JAPAN.....	-	192 993	196 140	210 855	-	1 317 440	1 331 121	1 433 230
OTH CTY.....	-	15 860	15 874	17 598	-	120 768	121 294	133 787
TOTAL.....	-	533 217	537 462	591 488	-	3 288 950	3 315 417	3 637 540
6952360	HAND TOOLS, NES							
CANADA.....	-	40 007	34 137	40 310	-	272 477	250 355	279 070
BRAZIL.....	-	11 253	11 253	13 093	-	31 092	31 088	36 671
SWEDEN.....	-	14 762	14 523	16 165	-	226 876	226 108	238 062
DENMARK.....	-	6 673	6 674	7 255	-	65 455	65 180	69 749
U KING.....	-	90 365	90 393	97 237	-	692 288	681 031	731 629
NETHLDs.....	-	14 347	14 444	14 703	-	31 804	31 901	32 464
FRANCE.....	-	44 525	44 740	47 151	-	401 927	395 243	413 758
W GERM.....	-	227 312	227 507	240 224	-	1 289 016	1 294 632	1 356 983
SWITZLD.....	-	24 380	24 380	24 865	-	302 405	302 412	316 910
SPAIN.....	-	52 331	52 483	56 690	-	186 905	187 219	201 818
PORTUGL.....	-	15 386	15 387	17 491	-	213 261	212 902	241 971
ITALY.....	-	172 641	168 768	180 786	-	1 111 697	1 099 385	1 190 392
KOR REP.....	-	132 736	132 736	142 521	-	409 905	409 736	445 541
HG KONG.....	-	122 639	124 020	137 216	-	440 761	445 750	506 323
CHINA T.....	-	105 301	107 495	122 364	-	540 652	549 278	614 943
JAPAN.....	-	312 021	314 187	343 507	-	2 336 390	2 356 562	2 553 423
OTH CTY.....	-	45 556	45 573	51 033	-	233 489	233 545	251 079
TOTAL.....	-	1 432 235	1 428 700	1 552 611	-	8 786 400	8 772 327	9 480 786
6952410	ROCK DRILLING BITS WITH CUTTING PARTS CONTAINING DUTIABLE ALLOYS							
CANADA.....	-	78 168	78 571	78 795	-	425 540	427 375	428 424
MEXICO.....	-	57 682	57 682	57 682	-	340 081	340 080	340 080
SWEDEN.....	-	38 198	38 198	39 619	-	163 978	160 768	167 872
U KING.....	-	3 686	3 686	3 985	-	106 350	95 657	108 517
IRELAND.....	-	32 118	32 118	34 322	-	126 667	121 679	136 169
OTH CTY.....	-	1 970	1 970	2 368	-	80 482	80 482	82 882
TOTAL.....	-	211 822	212 225	216 771	-	1 243 098	1 226 041	1 263 944
6952420	TWIST DRILLS							
BRAZIL.....	-	7 105	7 105	7 375	-	73 702	73 156	75 251
SWEDEN.....	-	16 970	16 970	16 109	-	468 940	470 039	485 520
DENMARK.....	-	440	440	536	-	37 505	37 505	38 268
U KING.....	-	140 017	140 017	147 883	-	1 161 378	1 162 382	1 249 043
IRELAND.....	-	23 172	23 172	23 850	-	136 854	136 815	140 457
NETHLDs.....	-	2 696	2 696	2 760	-	102 858	102 868	105 531
W GERM.....	-	8 514	8 514	8 732	-	172 088	172 137	177 376
SWITZLD.....	-	578	578	583	-	35 585	35 585	36 443
POLAND.....	-	-	-	-	-	170 771	174 039	189 286
SPAIN.....	-	26 805	26 755	27 543	-	140 161	140 004	142 615
ITALY.....	-	5 869	5 869	6 376	-	136 665	136 665	138 604
YUGOSLV.....	-	93 728	93 728	101 089	-	421 710	419 052	451 673
INDIA.....	-	20 733	20 726	21 165	-	217 452	217 238	222 810
JAPAN.....	-	91 049	91 130	94 007	-	518 996	516 507	534 549
OTH CTY.....	-	12 309	12 309	12 578	-	112 226	110 762	118 631
TOTAL.....	-	449 985	450 009	472 586	-	3 906 901	3 904 754	4 106 057

Table 2. Schedule A Commodity by Country of Origin, Customs, F.a.s., and C.i.f. Values—Continued

(See "Explanation of Statistics" for information on coverage, definitions of Customs, f.a.s., and c.i.f. values, sources of error in the data, OTH CTY (other countries), and other definitions and features of the import statistics. Shipments valued less than \$251 are shown only under Schedule A commodity number 990.0000 and excluded from all other commodities.)

Country of origin	Schedule A commodity number, description and unit of quantity							
	Current month				Cumulative, January to date			
	Net quantity	Value (dollars)			Net quantity	Value (dollars)		
Customs		F.a.s.	C.i.f.	Customs		F.a.s.	C.i.f.	
6952430	CUTTING TOOLS, NES							
CANADA.....	-	254 536	244 606	245 772	-	1 577 875	1 574 065	1 569 711
MEXICO.....	-	-	-	-	-	134 306	133 674	138 203
SWEDEN.....	-	46 218	46 219	47 475	-	439 407	439 225	454 639
DENMARK.....	-	7 251	7 251	7 798	-	79 950	79 950	84 254
U KING.....	-	310 172	307 823	320 335	-	1 989 285	1 965 475	2 056 263
IRELAND.....	-	5 436	5 437	5 658	-	79 790	79 915	83 058
NETHLDs.....	-	-	-	-	-	31 917	31 858	33 257
FRANCE.....	-	17 839	17 939	18 423	-	236 180	236 279	241 090
W GERM.....	-	366 901	367 653	378 416	-	2 603 623	2 603 413	2 664 708
AUSTRIA.....	-	4 976	4 976	5 041	-	46 240	46 247	47 205
SWITZLD.....	-	71 028	71 028	72 543	-	1 208 600	1 208 866	1 236 214
POLAND.....	-	180 917	180 917	183 290	-	1 442 204	1 442 204	1 474 965
SPAIN.....	-	35 105	35 063	35 898	-	177 255	176 665	180 622
ITALY.....	-	54 739	54 739	56 749	-	206 594	206 699	214 662
YUGOSLV.....	-	225 286	224 632	233 640	-	687 749	685 769	712 589
ISRAEL.....	-	155 330	155 118	160 020	-	926 869	919 633	955 185
INDIA.....	-	35 335	35 309	37 288	-	227 680	227 850	233 726
SINGAPR.....	-	7 708	7 708	8 129	-	61 770	61 769	63 578
JAPAN.....	-	235 404	235 405	240 283	-	2 060 029	2 061 288	2 108 463
OTH CTY.....	-	24 831	24 830	26 201	-	76 016	76 503	80 009
TOTAL.....	-	2 039 012	2 026 653	2 082 959	-	14 293 339	14 257 347	14 632 401
6952440	INTERCHANGEABLE TOOLS FOR HAND OR MACHINE TOOLS, NES							
CANADA.....	-	507 518	508 030	509 556	-	2 669 748	2 669 515	2 679 606
MEXICO.....	-	34 198	34 198	34 306	-	231 314	231 314	231 786
VENEZ.....	-	709	709	716	-	129 789	129 789	130 691
SWEDEN.....	-	24 911	24 914	25 404	-	265 443	265 450	274 138
NORWAY.....	-	67 400	67 400	68 640	-	158 268	158 268	166 458
U KING.....	-	107 467	107 123	112 070	-	412 318	412 694	431 263
IRELAND.....	-	28 886	28 886	30 228	-	453 598	453 592	471 830
NETHLDs.....	-	1 422	1 422	1 429	-	43 924	43 927	44 356
BELGIUM.....	-	-	-	-	-	94 707	93 799	112 337
FRANCE.....	-	66 852	66 716	70 219	-	453 065	450 984	480 857
W GERM.....	-	115 331	115 333	118 616	-	756 724	755 565	785 139
SWITZLD.....	-	15 351	15 351	16 103	-	97 396	97 396	102 345
SPAIN.....	-	423	423	507	-	72 857	72 857	76 163
ITALY.....	-	13 202	13 206	13 703	-	223 659	223 683	236 496
JAPAN.....	-	79 717	79 715	82 103	-	1 134 830	1 128 552	1 173 812
AUSTRAL.....	-	6 372	6 372	6 525	-	46 386	46 386	47 654
OTH CTY.....	-	3 963	3 963	4 590	-	101 781	98 465	105 623
TOTAL.....	-	1 073 722	1 073 761	1 094 715	-	7 345 807	7 332 236	7 550 554
6952500	KNIVES AND CUTTING BLADES FOR POWER OR HAND MACHINES (NO)							
CANADA.....	5 113	95 838	94 395	96 451	34 311	476 896	473 701	480 520
SWEDEN.....	5 609	117 255	117 498	121 731	106 735	690 460	691 048	714 590
NORWAY.....	1 473	18 527	18 527	18 790	11 994	64 619	64 619	66 421
FINLAND.....	889	39 740	39 740	40 677	7 218	168 067	166 162	176 225
DENMARK.....	104	4 407	4 407	4 692	23 003	31 086	31 106	32 688
U KING.....	412 763	309 361	308 536	329 039	1 474 220	1 497 758	1 487 865	1 577 247
NETHLDs.....	611	67 611	67 611	69 586	34 107	288 906	288 945	302 826
BELGIUM.....	4 058	7 523	7 523	7 842	11 447	41 682	41 884	44 171
FRANCE.....	9 021	10 698	10 698	12 071	63 343	170 231	170 270	179 485
W GERM.....	388 319	547 400	546 789	563 790	2 344 035	3 005 152	2 991 610	3 101 907
AUSTRIA.....	196 115	231 899	231 916	235 767	545 564	1 089 611	1 086 800	1 108 759
SWITZLD.....	1 820	32 517	32 517	33 939	20 950	157 921	157 928	164 313
ITALY.....	910	7 023	7 030	7 383	86 377	195 075	170 697	179 058
YUGOSLV.....	556	18 617	18 622	20 852	3 716	192 026	192 048	205 002
JAPAN.....	66 092	112 118	110 188	117 202	407 274	550 531	548 601	572 675
AUSTRAL.....	600	4 595	4 595	5 527	11 775	60 749	60 749	66 380
OTH CTY.....	219	10 326	10 326	10 873	4 002	75 131	75 130	78 732
TOTAL.....	1 094 272	1 635 455	1 630 918	1 696 212	5 190 071	8 755 901	8 699 163	9 050 999
6952600	TOOL TIPS, PLATES, BLANKS, ETC, UNMOUNTED OF SINTERED METAL CARBIDES (LB)							
CANADA.....	11 238	40 969	41 052	41 052	15 705	61 780	61 953	61 532
SWEDEN.....	4 961	109 956	109 323	111 176	37 675	965 116	969 517	988 254
DENMARK.....	611	10 844	10 862	11 232	1 979	68 308	68 326	70 054
NETHLDs.....	6 153	22 158	22 158	22 761	45 322	145 594	145 594	150 322
SWITZLD.....	183	6 507	6 507	6 698	513	30 521	30 522	31 346
ISRAEL.....	225	10 678	11 519	12 055	7 909	134 004	134 845	144 673
JAPAN.....	2 325	71 045	71 045	74 719	9 576	283 668	280 870	294 818
AUSTRAL.....	481	5 034	4 985	5 138	3 408	56 787	56 747	58 805
OTH CTY.....	219	10 326	10 326	10 873	4 002	75 131	75 130	78 732
TOTAL.....	26 177	277 191	277 451	284 831	122 087	1 745 778	1 748 374	1 799 804
6960320	SAFETY-RAZOR BLADES (NO)							
U KING.....	14 679 980	284 667	284 667	295 983	137 396 345	2 595 931	2 595 932	2 704 113
OTH CTY.....	-	-	-	-	766 151	20 066	20 066	21 461
TOTAL.....	14 679 980	284 667	284 667	295 983	138 162 496	2 615 997	2 615 998	2 725 574
6960330	NON-ELECTRIC SHAVERS AND BLADES AND CUTTING HEADS FOR NON-ELEC AND ELEC SHAVERS							
U KING.....	-	-	-	-	-	48 858	48 858	49 828
NETHLDs.....	-	-	-	-	-	1 196 223	1 196 223	1 208 323
FRANCE.....	-	439	439	638	-	30 272	30 272	32 030
W GERM.....	-	94 843	94 843	96 601	-	160 015	160 015	162 578

Table 2. Schedule A Commodity by Country of Origin, Customs, F.a.s., and C.i.f. Values—Continued

(See "Explanation of Statistics" for information on coverage, definitions of Customs, f.a.s., and c.i.f. values, sources of error in the data, OTH CTY (other countries), and other definitions and features of the import statistics. Shipments valued less than \$251 are shown only under Schedule A commodity number 990.0000 and excluded from all other commodities.)

Country of origin	Schedule A commodity number, description and unit of quantity							
	Current month				Cumulative, January to date			
	Net quantity	Value (dollars)			Net quantity	Value (dollars)		
Customs		F.a.s.	C.i.f.	Customs		F.a.s.	C.i.f.	
AUSTRIA.....	-	-	-	-	-	35 714	35 714	36 152
OTH CTY.....	-	-	-	-	-	2 920	2 920	2 994
TOTAL.....	-	95 282	95 282	97 239	-	1 474 002	1 474 002	1 491 905
6960350	RAZORS AND PARTS THEREOF, NES							(NO)
W GERM.....	1 732	5 390	5 390	5 462	16 857	54 808	54 808	55 875
OTH CTY.....	2 507	7 918	7 841	8 186	32 827	44 179	43 944	46 972
TOTAL.....	4 239	13 308	13 231	13 648	49 684	98 987	98 752	102 847
6960400	SCISSORS AND SHEARS AND BLADES THEREFOR, NES							(NO)
BRAZIL.....	113 327	159 665	159 665	165 500	473 425	700 533	700 604	732 082
SWEDEN.....	3 150	5 875	5 875	5 021	17 453	31 751	31 322	33 594
FINLAND.....	169 740	336 898	336 898	341 157	565 574	1 129 553	1 126 853	1 144 627
U KING.....	8 800	11 684	11 684	12 135	129 063	87 721	87 609	91 199
FRANCE.....	3 942	12 812	12 735	13 162	68 512	145 611	145 628	151 440
W GERM.....	186 760	324 569	322 518	333 514	1 653 018	2 007 932	1 991 919	2 052 293
SPAIN.....	8 960	7 751	7 752	7 904	63 300	89 950	87 744	89 624
ITALY.....	552 918	504 338	504 868	522 800	3 436 570	2 957 078	2 957 449	3 058 346
PAKISTAN.....	38 174	21 620	21 685	22 768	308 459	187 939	187 895	199 516
HG KONG.....	235 632	13 818	13 777	15 446	1 364 280	86 225	86 325	96 308
CHINA T.....	303 636	52 681	53 243	60 364	1 026 128	187 919	189 316	211 290
JAPAN.....	295 702	142 275	143 931	153 801	1 019 184	571 227	571 648	613 837
N ZEAL.....	-	-	-	-	337 000	264 113	264 689	270 436
OTH CTY.....	15 900	8 790	8 790	9 455	81 544	43 964	43 977	47 622
TOTAL.....	1 934 641	1 602 776	1 603 421	1 664 027	10 543 510	8 491 516	8 472 978	8 792 214
6960520	PEDICURE OR MANICURE SETS IN CONTAINERS							(NO)
U KING.....	-	7 675	7 671	8 092	-	39 116	39 112	41 913
W GERM.....	-	218 721	218 819	223 822	-	1 420 908	1 425 458	1 471 370
AUSTRIA.....	-	108 503	108 549	111 881	-	304 017	306 213	320 563
SPAIN.....	-	14 783	14 783	15 037	-	101 286	101 286	104 791
ITALY.....	-	42 380	42 380	43 511	-	297 505	297 205	308 934
JAPAN.....	-	7 957	7 957	8 113	-	76 456	76 456	77 749
OTH CTY.....	-	985	985	1 081	-	15 966	16 128	17 652
TOTAL.....	-	401 004	401 144	411 537	-	2 255 254	2 261 858	2 342 972
6960540	CLIPPERS, KNIVES, CLEAVERS & CUTLERY, NES							(NO)
BRAZIL.....	-	6 010	6 010	6 263	-	37 026	37 032	38 941
FRANCE.....	-	3 479	3 479	3 695	-	56 042	56 056	58 606
W GERM.....	-	98 913	98 913	101 158	-	511 332	511 206	526 544
AUSTRIA.....	-	21 320	21 319	21 999	-	34 657	34 656	35 853
SPAIN.....	-	10 657	10 762	10 918	-	42 204	42 309	43 701
ITALY.....	-	992	992	1 143	-	48 548	48 245	50 042
JAPAN.....	-	35 629	36 108	38 614	-	81 224	82 440	87 314
OTH CTY.....	-	28 710	28 908	30 236	-	123 941	125 082	131 570
TOTAL.....	-	205 710	206 491	214 026	-	934 974	937 026	972 571
6960620	KITCHEN OR TABLE FORKS WITH OR WITHOUT THEIR HANDLES							(NO)
NORWAY.....	21 940	24 431	24 431	24 793	109 757	123 489	123 497	125 420
FINLAND.....	16 460	12 991	12 991	13 906	64 625	46 557	46 173	47 867
DENMARK.....	1 451	2 944	2 944	2 999	27 577	54 943	51 978	53 594
U KING.....	60 223	16 777	16 901	17 289	220 265	84 401	84 710	86 795
IRELAND.....	-	-	-	-	377 570	35 338	35 338	36 540
FRANCE.....	17 392	18 039	18 039	18 832	191 584	153 820	153 856	158 055
W GERM.....	11 520	23 790	23 796	24 424	288 855	346 895	334 666	341 548
KOR REP.....	1 937 316	136 089	136 089	143 527	5 180 456	328 415	328 415	348 456
CHINA T.....	3 171 032	189 488	189 556	200 011	10 267 907	739 498	740 545	780 041
JAPAN.....	2 931 396	337 300	337 864	352 863	18 091 478	2 194 632	2 200 090	2 302 136
OTH CTY.....	101 245	14 574	14 741	15 590	267 154	79 303	78 428	85 111
TOTAL.....	8 269 975	776 423	777 352	814 234	35 087 228	4 187 291	4 177 696	4 365 563
6960640	KITCHEN OR TABLE SPOONS WITH OR WITHOUT THEIR HANDLES							(NO)
NORWAY.....	14 352	21 285	21 285	21 868	137 993	178 879	178 894	182 420
FINLAND.....	46 751	24 820	24 820	25 807	109 409	69 643	69 278	70 991
DENMARK.....	4 521	6 778	6 778	6 951	27 579	51 695	51 695	53 196
U KING.....	13 621	8 986	9 091	9 294	133 027	84 955	85 113	87 200
NETHLS.....	9 828	8 934	8 934	9 200	77 938	54 613	54 613	57 369
FRANCE.....	27 838	24 785	24 785	25 728	184 442	141 127	141 244	144 529
W GERM.....	24 786	26 820	26 912	28 308	368 678	428 033	411 555	424 294
SPAIN.....	71 004	5 144	5 144	5 887	145 979	30 055	30 055	31 763
KOR REP.....	3 465 170	204 220	204 420	217 970	9 941 914	565 254	565 454	600 473
HG KONG.....	112 318	21 360	21 375	22 845	813 462	69 026	70 132	75 933
CHINA T.....	4 320 850	215 543	215 543	226 254	17 027 734	907 808	908 747	955 480
JAPAN.....	4 807 254	515 956	521 058	546 453	27 502 793	3 200 703	3 216 666	3 370 627
OTH CTY.....	114 256	17 044	17 030	17 926	546 175	104 386	103 950	112 590
TOTAL.....	13 032 549	1 101 675	1 107 175	1 164 491	57 017 123	5 886 177	5 887 396	6 166 865
6960650	CAMPING AND PICNIC SETS WITH METAL KNIFE, FORK, AND SPOON COMPACTLY JOINED WHEN NOT USED							(NO)
JAPAN.....	42 000	7 170	7 100	7 442	407 998	80 610	80 968	86 791
OTH CTY.....	-	-	-	-	126 906	10 747	10 747	12 097
TOTAL.....	42 000	7 170	7 100	7 442	534 904	91 357	91 715	98 888

Table 2. Schedule A Commodity by Country of Origin, Customs, F.a.s., and C.i.f. Values—Continued

(See "Explanation of Statistics" for information on coverage, definitions of Customs, f.a.s., and c.i.f. values, sources of error in the data, OTH CTY (other countries), and other definitions and features of the import statistics. Shipments valued less than \$251 are shown only under Schedule A commodity number 990.0000 and excluded from all other commodities.)

Country of origin	Schedule A commodity number, description and unit of quantity							
	Current month				Cumulative, January to date			
	Net quantity	Value (dollars)			Net quantity	Value (dollars)		
Customs		F.a.s.	C.i.f.	Customs		F.a.s.	C.i.f.	
6960675	SETS WHOLLY OF KNIVES, FORKS, OR SPOONS							(PCS)
KOR REP.....	402 950	32 019	32 019	34 266	1 666 975	153 770	154 451	161 838
CHINA T.....	1 301 528	84 165	84 165	87 094	5 664 486	393 827	393 843	405 709
JAPAN.....	7 622 918	870 785	864 914	906 564	39 627 235	4 783 462	4 798 982	5 029 632
OTH CTY.....	1 770	1 625	1 640	1 640	77 021	30 669	31 106	32 131
TOTAL.....	9 329 166	988 594	982 738	1 029 564	47 035 717	5 361 728	5 378 382	5 629 310
6960690	SETS, NES, NOT WHOLLY OF KNIVES, FORKS, OR SPOONS							
NORWAY.....	-	25 434	25 469	26 397	-	54 163	54 203	55 894
U KING.....	-	66 055	66 056	68 250	-	235 287	235 332	251 618
NETHLDs.....	-	107 740	107 740	110 596	-	210 184	210 206	216 841
FRANCE.....	-	3 893	3 860	4 326	-	31 260	31 227	33 619
W GERM.....	-	85 641	85 641	87 542	-	350 164	350 010	367 760
POLAND.....	-	41 045	41 045	45 246	-	41 045	41 045	45 246
SPAIN.....	-	11 261	11 261	11 982	-	36 742	36 742	39 038
ITALY.....	-	69 222	69 222	77 002	-	615 486	616 372	699 655
HG KONG.....	-	44 365	44 982	50 336	-	196 947	199 702	224 803
CHINA T.....	-	14 252	14 330	17 465	-	229 615	231 072	276 333
JAPAN.....	-	492 389	488 661	521 561	-	3 659 956	3 680 972	3 877 222
OTH CTY.....	-	18 427	18 344	19 041	-	125 054	126 190	132 375
TOTAL.....	-	979 724	976 611	1 039 744	-	5 785 903	5 813 073	6 220 404
6960820	PEN, POCKET AND OTHER KNIVES WITH FOLDING BLADES							(NO)
SWEDEN.....	22 851	59 958	59 958	61 086	40 596	108 752	108 753	111 345
U KING.....	21 900	8 635	8 635	8 932	84 696	41 497	41 497	43 637
IRELAND.....	62 160	26 279	26 279	27 686	323 400	119 909	119 909	126 663
FRANCE.....	150	430	430	461	61 173	72 158	72 158	73 742
W GERM.....	30 044	171 762	171 762	175 016	145 521	714 096	713 845	731 734
SWITZLD.....	104 952	434 333	434 333	438 195	206 225	808 895	802 595	818 562
SPAIN.....	12 490	24 672	24 672	25 065	160 320	144 268	144 268	150 663
ITALY.....	24 500	26 077	26 228	27 192	178 860	163 508	163 973	171 002
PAKISTN.....	1 200	2 096	2 096	2 178	107 358	68 961	68 961	72 820
JAPAN.....	258 929	286 196	287 482	298 582	2 494 900	2 023 779	2 030 539	2 105 792
OTH CTY.....	6 336	1 501	1 542	1 702	111 729	65 201	65 615	68 226
TOTAL.....	545 512	1 041 939	1 043 417	1 066 100	3 914 778	4 331 024	4 332 113	4 474 186
6960840	KNIVES WITH STAINLESS STEEL HANDLES							(NO)
NORWAY.....	8 974	18 175	18 175	19 416	50 779	87 306	87 306	89 718
FINLAND.....	17 763	15 594	15 595	16 353	42 347	46 391	45 614	47 143
U KING.....	1 842	2 990	2 990	3 072	31 262	51 752	51 874	52 894
FRANCE.....	9 101	11 642	11 656	12 045	25 790	38 746	38 745	40 044
W GERM.....	4 906	8 581	8 581	8 827	139 864	280 271	275 105	279 970
KOR REP.....	1 258 416	173 611	173 611	183 375	5 551 324	802 374	802 374	843 095
CHINA T.....	781 300	110 339	109 415	113 662	4 486 736	722 972	722 048	753 272
JAPAN.....	1 413 484	345 453	345 550	359 080	10 160 228	2 291 418	2 295 865	2 391 308
OTH CTY.....	27 492	8 514	8 568	9 283	61 571	62 485	61 819	65 539
TOTAL.....	3 523 278	694 899	694 141	725 113	20 549 901	4 383 715	4 380 750	4 562 983
6960860	KNIVES WITH THEIR HANDLES, NES AND PARTS							(NO)
COLOMB.....	92 328	16 195	16 195	16 941	1 136 916	180 616	180 616	189 160
BRAZIL.....	1 440	1 112	1 112	1 236	25 193	30 676	30 676	34 734
SWEDEN.....	95 786	105 398	105 475	107 942	248 759	317 652	317 666	327 586
NORWAY.....	13 759	16 209	16 209	16 863	72 659	78 201	78 208	80 737
FINLAND.....	76 285	180 561	178 465	181 814	585 717	1 117 079	1 114 984	1 139 621
DENMARK.....	611	1 105	1 105	1 179	25 251	39 712	39 712	41 049
U KING.....	2 869 476	222 352	222 473	228 355	8 610 618	807 635	805 684	837 580
FRANCE.....	89 348	127 988	128 956	133 398	598 945	835 392	840 224	871 434
W GERM.....	156 981	189 963	189 964	194 874	599 827	1 072 800	1 151 723	1 189 442
SWITZLD.....	63 247	164 544	164 544	165 667	565 926	1 410 508	1 410 498	1 439 787
ITALY.....	10 366	8 918	8 821	9 198	201 254	234 084	233 479	242 516
PAKISTN.....	16 400	10 064	10 064	10 569	68 036	37 092	37 091	40 659
CHINA T.....	351 076	51 552	51 653	55 112	550 298	83 787	84 235	90 244
JAPAN.....	3 208 784	1 232 816	1 233 927	1 293 538	17 716 616	4 938 253	4 969 310	5 214 536
AUSTRAL.....	1 080	2 160	2 160	2 219	26 164	36 746	36 746	37 958
OTH CTY.....	54 552	27 290	27 458	29 992	535 353	127 679	127 987	139 032
TOTAL.....	7 101 519	2 358 227	2 358 581	2 448 897	31 567 532	11 347 912	11 458 839	11 916 075
6971000	DOMESTIC STOVES, BOILERS, COOKERS, ETC AND PARTS							
CANADA.....	-	119 549	120 510	121 988	-	986 817	1 013 548	1 034 930
MEXICO.....	-	24 543	24 730	29 201	-	58 424	59 078	63 549
COLOMB.....	-	-	-	-	-	42 616	42 616	47 176
SWEDEN.....	-	203 241	203 241	220 792	-	684 735	682 740	740 230
NORWAY.....	-	3 283	3 283	3 592	-	710 046	710 046	777 478
FINLAND.....	-	20 249	20 249	22 556	-	141 387	141 387	161 857
DENMARK.....	-	50 466	50 466	53 879	-	289 919	288 052	309 352
U KING.....	-	5 292	5 292	5 519	-	205 596	204 437	222 352
FRANCE.....	-	15 277	15 277	16 331	-	423 627	427 386	456 219
W GERM.....	-	172 225	172 395	194 795	-	958 561	962 635	1 087 655
SPAIN.....	-	3 231	3 231	4 288	-	34 213	34 214	40 296
ITALY.....	-	23 852	24 541	26 774	-	41 147	41 836	48 541
YUGOSLV.....	-	5 270	5 270	6 120	-	682 460	689 919	777 006
INDIA.....	-	16 954	16 954	21 296	-	72 200	72 200	86 196
KOR REP.....	-	364 689	364 689	409 183	-	1 996 061	1 996 061	2 249 967
HG KONG.....	-	11 898	11 943	13 483	-	119 678	119 814	134 811

Table 2. Schedule A Commodity by Country of Origin, Customs, F.a.s., and C.i.f. Values—Continued

(See "Explanation of Statistics" for information on coverage, definitions of Customs, f.a.s., and c.i.f. values, sources of error in the data, OTH CTY (other countries), and other definitions and features of the import statistics. Shipments valued less than \$251 are shown only under Schedule A commodity number 990.0000 and excluded from all other commodities.)

Country of origin	Schedule A commodity number, description and unit of quantity							
	Current month				Cumulative, January to date			
	Net quantity	Value (dollars)			Net quantity	Value (dollars)		
Customs		F.a.s.	C.i.f.	Customs		F.a.s.	C.i.f.	
CHINA T.....	-	876 381	889 621	1 118 924	-	7 227 478	7 287 849	9 125 259
JAPAN.....	-	40 416	40 436	43 815	-	384 206	384 525	420 318
REP SAF.....	-	13 137	13 137	26 441	-	79 066	78 958	152 737
OTH CTY.....	-	25 726	25 726	29 376	-	125 637	125 658	146 360
TOTAL.....	-	1 995 679	2 010 991	2 366 353	-	15 263 874	15 362 959	18 082 289
6972110	HOUSEHOLD WARES OF STAINLESS STEEL, NOT ENAMELED OR COATED							
CANADA.....	-	44 909	45 328	45 731	-	447 959	450 032	453 218
SWEDEN.....	-	53 513	53 688	55 244	-	343 778	342 511	360 921
DENMARK.....	-	63 830	64 003	68 210	-	297 971	298 815	314 237
FRANCE.....	-	44 668	44 668	48 068	-	115 652	115 436	124 540
W GERM.....	-	35 283	35 283	37 808	-	423 768	423 768	454 054
SWITZLD.....	-	-	-	-	-	84 971	84 971	90 249
ITALY.....	-	24 412	24 412	26 531	-	222 812	224 335	243 254
SINGAPR.....	-	-	-	-	-	35 948	35 948	38 720
KOR REP.....	-	145 866	146 550	173 995	-	1 111 035	1 121 318	1 254 721
HG KONG.....	-	27 597	27 872	31 143	-	189 922	191 873	223 199
CHINA T.....	-	42 919	43 436	48 890	-	293 755	295 543	334 217
JAPAN.....	-	476 167	478 961	519 063	-	3 389 191	3 423 904	3 744 188
OTH CTY.....	-	13 157	13 157	14 200	-	134 492	135 149	148 550
TOTAL.....	-	972 321	977 358	1 068 883	-	7 091 274	7 143 603	7 784 068
6972120	HOUSEHOLD AND SANITARY WARES OF UNENAMELED TIN PLATE							
MEXICO.....	-	45 639	46 333	46 442	-	162 544	165 415	165 061
BRAZIL.....	-	45 234	45 233	52 375	-	71 314	71 313	82 402
U KING.....	-	73 787	73 805	82 172	-	361 399	361 554	407 576
FRANCE.....	-	13 291	16 569	18 026	-	93 889	97 618	106 311
W GERM.....	-	4 497	4 497	4 836	-	63 917	63 943	69 856
HG KONG.....	-	23 874	24 602	29 277	-	225 633	228 518	276 741
CHINA T.....	-	4 430	4 536	5 491	-	43 552	44 618	55 449
JAPAN.....	-	8 846	8 805	9 997	-	71 208	73 146	80 829
OTH CTY.....	-	-	-	-	-	-	-	-
TOTAL.....	-	219 598	224 380	248 616	-	1 093 457	1 106 125	1 244 225
6972130	HOUSEHOLD WARES OF IRON OR STEEL, CHROMEPLATED (NO)							
CANADA.....	-	-	-	-	287 865	87 045	90 685	90 738
U KING.....	2 677	7 191	7 191	8 523	27 207	34 978	35 019	40 899
W GERM.....	88 044	9 959	7 959	8 448	290 186	41 282	39 282	44 225
HG KONG.....	78 450	19 773	20 478	24 179	208 387	84 175	85 811	100 583
CHINA T.....	242 848	41 790	42 113	52 338	1 317 044	301 162	305 910	370 876
JAPAN.....	72 332	40 443	42 824	46 504	449 928	243 917	247 897	277 923
OTH CTY.....	18 249	6 413	6 413	7 162	89 724	44 588	44 530	51 135
TOTAL.....	502 600	125 569	126 978	147 154	2 670 341	837 147	849 134	976 379
6972140	HOUSEHOLD AND SANITARY WARES OF IRON OR STEEL, NOT ENAMELED OR COATD WITH PREC METL, NES							
CANADA.....	-	107 551	109 988	109 222	-	527 021	535 480	535 327
MEXICO.....	-	94 798	95 627	96 589	-	522 488	518 971	525 925
SWEDEN.....	-	7 000	6 964	7 594	-	77 922	78 665	86 355
DENMARK.....	-	16 811	16 847	18 748	-	30 936	30 974	34 558
U KING.....	-	35 766	35 927	40 322	-	171 100	171 556	195 196
NETHLDs.....	-	617	617	679	-	38 334	38 507	43 005
FRANCE.....	-	23 564	23 616	26 294	-	269 188	271 077	295 566
W GERM.....	-	27 324	27 949	29 805	-	170 563	172 272	188 834
AUSTRIA.....	-	6 515	6 515	7 643	-	34 055	34 030	39 368
SWITZLD.....	-	2 179	2 179	3 334	-	70 343	70 343	76 635
POLAND.....	-	-	-	-	-	66 544	66 544	89 463
SPAIN.....	-	66 048	66 174	78 822	-	290 806	291 128	337 645
ITALY.....	-	51 817	52 470	58 550	-	353 934	360 989	407 289
CHINA M.....	-	879	879	915	-	30 765	32 106	37 497
KOR REP.....	-	83 576	83 691	102 674	-	551 539	535 037	646 856
HG KONG.....	-	230 603	236 071	299 548	-	1 464 314	1 490 918	1 827 922
CHINA T.....	-	517 544	524 131	628 357	-	2 540 355	2 567 258	3 031 049
JAPAN.....	-	342 025	349 866	392 389	-	2 269 728	2 312 531	2 598 177
OTH CTY.....	-	18 147	18 171	21 273	-	139 646	139 915	167 663
TOTAL.....	-	1 632 764	1 657 682	1 922 758	-	9 619 581	9 718 301	11 164 330
6972150	HOUSEHOLD AND SANITARY WARES OF IRON OR STEEL, ENAMELED, NES (LB)							
CANADA.....	7 500	13 893	14 270	14 270	19 855	37 591	38 534	38 534
MEXICO.....	335 600	352 935	230 178	230 178	1 454 322	1 518 461	1 067 122	1 067 122
FINLAND.....	1 151	2 284	2 247	2 247	31 737	50 518	50 481	57 610
DENMARK.....	72 821	85 723	67 854	72 155	740 796	774 298	670 485	718 253
U KING.....	-	-	-	-	44 056	33 296	33 291	38 251
NETHLDs.....	9 171	35 318	35 318	36 548	22 301	48 380	48 380	51 431
BELGIUM.....	44 048	50 874	48 909	50 548	187 210	180 170	191 790	205 624
FRANCE.....	109 261	166 881	167 317	183 749	1 198 914	1 455 234	1 430 723	1 538 916
W GERM.....	5 798	11 150	11 177	12 374	112 101	136 317	136 230	150 260
AUSTRIA.....	72 059	79 689	79 787	86 793	899 321	932 720	932 421	1 017 439
POLAND.....	136 806	74 362	74 362	91 036	335 768	207 068	206 958	252 611
SPAIN.....	245 168	268 934	268 934	303 754	2 524 803	2 618 745	2 621 675	2 978 177
ITALY.....	11 594	10 362	10 382	11 719	52 827	57 682	57 698	65 007
HG KONG.....	23 860	14 566	14 838	16 655	59 855	47 567	48 121	52 769
JAPAN.....	105 210	101 750	102 043	119 575	874 921	874 429	887 835	993 585
REP SAF.....	19 389	30 723	14 593	19 059	111 563	174 551	104 108	109 294
OTH CTY.....	3 016	4 033	4 200	4 981	126 048	64 821	64 866	74 547
TOTAL.....	1 202 452	1 303 497	1 146 409	1 255 917	8 796 398	9 211 848	8 590 718	9 409 430

Table 2. **Schedule A Commodity by Country of Origin, Customs, F.a.s., and C.i.f. Values—Continued**

(See "Explanation of Statistics" for information on coverage, definitions of Customs, f.a.s., and c.i.f. values, sources of error in the data, OTH CTY (other countries), and other definitions and features of the import statistics. Shipments valued less than \$251 are shown only under Schedule A commodity number 990.0000 and excluded from all other commodities.)

Country of origin	Schedule A commodity number, description and unit of quantity							
	Current month				Cumulative, January to date			
	Net quantity	Value (dollars)			Net quantity	Value (dollars)		
Customs		F.a.s.	C.i.f.	Customs		F.a.s.	C.i.f.	
6972210	COOKING WARE OF COPPER, NOT COATED WITH PRECIOUS METAL							(NO)
FRANCE.....	7 931	52 799	53 229	55 734	24 689	218 081	220 737	232 293
PORTUGL.....	28 152	112 143	112 131	125 830	68 421	242 892	243 272	275 918
TURKEY.....	182	969	969	1 193	13 058	31 210	31 210	38 743
OTH CTY.....	24 333	19 776	19 776	21 886	37 137	84 725	84 784	99 217
TOTAL.....	60 598	185 687	186 105	204 643	143 305	576 908	580 003	646 171
6972230	HOUSEHOLD AND SANITARY WARES OF BRASS, NOT COATED WITH PRECIOUS METAL							
CANADA.....	-	10 473	10 473	10 473	-	67 409	67 538	67 626
MEXICO.....	-	116 422	117 817	119 719	-	682 603	688 193	697 079
SWEDEN.....	-	42 743	42 747	45 330	-	87 715	87 719	93 216
DENMARK.....	-	25 455	25 342	26 193	-	96 177	96 177	100 591
U KING.....	-	211 212	211 200	239 290	-	1 324 224	1 328 733	1 493 365
IRELAND.....	-	15 051	15 051	16 257	-	33 888	33 178	36 637
NETHLDs.....	-	47 393	44 982	49 924	-	296 395	293 879	328 958
FRANCE.....	-	23 393	23 491	25 489	-	142 343	143 900	156 866
W GERM.....	-	65 995	66 596	71 017	-	341 984	344 115	360 729
AUSTRIA.....	-	12 971	12 971	14 001	-	36 561	36 585	39 519
SPAIN.....	-	42 983	42 988	46 669	-	233 508	233 903	257 020
PORTUGL.....	-	19 688	19 688	21 283	-	248 826	248 885	260 583
ITALY.....	-	102 226	103 354	118 114	-	484 785	487 089	545 813
IRAN.....	-	7 222	7 222	8 686	-	58 079	58 110	68 293
ISRAEL.....	-	16 198	16 598	18 112	-	159 214	159 785	174 385
INDIA.....	-	219 474	218 825	256 719	-	1 160 018	1 160 697	1 351 906
PAKISTAN.....	-	14 922	14 922	19 358	-	117 986	118 136	158 075
KOR REP.....	-	38 377	38 088	42 689	-	294 126	293 931	318 745
HG KONG.....	-	66 765	68 212	77 787	-	667 434	675 942	755 631
CHINA T.....	-	119 452	119 591	133 240	-	1 017 594	1 018 841	1 137 061
JAPAN.....	-	81 987	83 966	88 945	-	586 875	602 176	642 765
OTH CTY.....	-	40 453	40 432	47 424	-	172 346	172 424	203 614
TOTAL.....	-	1 340 855	1 344 556	1 496 719	-	8 310 090	8 349 926	9 248 477
6972260	HOUSEHOLD AND SANITARY WARES OF COPPER, NES, NOT COATED WITH PRECIOUS METAL							
MEXICO.....	-	30 908	31 092	32 134	-	56 666	56 967	58 825
ARGENT.....	-	54 420	54 420	58 275	-	55 711	55 711	59 979
U KING.....	-	24 153	24 188	26 179	-	154 672	156 888	168 388
IRELAND.....	-	30 344	30 344	33 262	-	62 645	61 618	69 335
NETHLDs.....	-	33 785	31 668	34 930	-	200 547	198 062	222 005
FRANCE.....	-	2 730	2 788	2 941	-	64 613	65 268	70 572
W GERM.....	-	6 779	6 779	7 604	-	42 428	42 436	46 399
POLAND.....	-	-	-	-	-	56 098	56 098	56 950
PORTUGL.....	-	91 045	91 704	104 537	-	362 090	362 946	408 941
ITALY.....	-	7 760	7 760	8 536	-	72 076	72 151	81 558
IRAN.....	-	7 103	7 103	8 586	-	223 731	223 821	259 426
THAILND.....	-	6 830	6 804	8 238	-	56 315	56 289	69 681
JAPAN.....	-	2 734	2 761	2 912	-	32 674	32 779	35 977
EGYPT.....	-	-	-	-	-	33 267	33 268	36 951
OTH CTY.....	-	40 029	40 108	47 887	-	290 282	289 809	334 096
TOTAL.....	-	338 620	337 519	376 021	-	1 763 815	1 764 111	1 979 083
6972320	COOKING WARE OF ALUMINUM, NOT COATED WITH PRECIOUS METAL							(NO)
MEXICO.....	8 081	9 127	9 129	9 127	32 918	54 443	54 465	54 466
BRAZIL.....	6 171	19 140	19 140	20 831	11 763	49 580	49 580	54 893
FRANCE.....	304 558	637 550	637 697	686 139	1 321 736	2 678 934	2 680 194	2 885 353
W GERM.....	2 220	20 879	20 911	25 253	4 898	33 651	33 599	39 974
SPAIN.....	-	-	-	-	5 434	30 899	30 899	34 075
ITALY.....	19 801	49 997	50 023	56 412	476 858	498 154	503 426	555 793
GREECE.....	-	-	-	-	30 407	64 537	64 537	73 136
KOR REP.....	91 067	42 280	42 280	49 892	1 165 495	224 300	224 307	265 288
HG KONG.....	22 841	32 565	32 940	38 639	453 787	210 708	211 775	248 018
CHINA T.....	253 463	141 847	144 022	176 943	1 350 464	952 596	960 925	1 181 433
JAPAN.....	31 674	18 343	18 385	20 922	76 638	54 964	55 523	62 513
OTH CTY.....	7 786	27 361	27 394	30 431	291 935	132 432	132 514	146 580
TOTAL.....	747 662	999 089	1 001 921	1 114 589	5 222 333	4 985 198	5 001 744	5 601 522
6972340	HOUSEHOLD AND SANITARY WARES OF ALUMINUM, NES, NOT COATED WITH PRECIOUS METAL							(LB)
CANADA.....	6 084	17 107	17 117	17 297	13 523	42 759	43 070	43 327
MEXICO.....	16 765	11 695	11 695	11 770	80 950	96 539	96 554	96 629
BRAZIL.....	-	-	-	-	62 622	83 477	83 477	88 892
U KING.....	1 188	9 108	9 108	9 397	55 095	73 717	73 733	80 737
FRANCE.....	1 155	4 385	4 385	5 723	15 061	39 965	40 498	45 056
W GERM.....	1 452	12 586	12 395	13 098	11 609	59 335	59 144	62 102
SWITZLD.....	-	-	-	-	10 722	54 604	54 604	57 656
PORTUGL.....	-	-	-	-	46 993	32 569	33 717	37 464
ITALY.....	33 456	65 397	65 398	71 796	240 882	474 024	475 472	540 075
INDIA.....	5 938	13 003	13 003	15 271	17 081	31 415	31 415	37 651
KOR REP.....	3 820	5 790	5 790	6 342	57 735	89 222	89 222	100 487
HG KONG.....	69 073	81 433	83 090	101 487	384 168	494 009	502 708	594 514
CHINA T.....	60 092	70 375	71 067	81 729	387 547	412 499	416 679	493 296
JAPAN.....	9 846	19 636	19 983	22 427	82 045	168 821	170 604	189 249
OTH CTY.....	2 170	7 159	7 159	8 467	22 489	62 680	62 798	70 786
TOTAL.....	212 039	317 674	320 190	364 804	1 488 522	2 215 635	2 233 695	2 537 921

Table 2. Schedule A Commodity by Country of Origin,
Customs, F.a.s., and C.i.f. Values—Continued

(See "Explanation of Statistics" for information on coverage, definitions of Customs, f.a.s., and c.i.f. values, sources of error in the data, OTH CTY (other countries), and other definitions and features of the import statistics. Shipments valued less than \$251 are shown only under Schedule A commodity number 990.0000 and excluded from all other commodities.)

Country of origin	Schedule A commodity number, description and unit of quantity								
	Current month				Cumulative, January to date				
	Net quantity	Value (dollars)			Net quantity	Value (dollars)			
Customs		F.a.s.	C.i.f.	Customs		F.a.s.	C.i.f.		
6979100	STEEL WOOL							(LB)	
OTH CTY.....	-	-	-	-	3 621	4 006	4 169	4 215	
TOTAL.....	-	-	-	-	3 621	4 006	4 169	4 215	
6979300	PICTURE FRAMES AND MIRRORS OF BASE METALS								
ITALY.....	-	19 105	19 450	21 370	-	121 933	123 840	136 472	
OTH CTY.....	-	12 383	12 459	14 162	-	115 793	116 464	125 364	
TOTAL.....	-	31 488	31 909	35 532	-	237 726	240 304	261 836	
6981120	PADLOCKS AND CABINET LOCKS OF BASE METAL							(DOZ)	
CANADA.....	6	644	644	704	5 386	35 685	35 971	36 339	
SWEDEN.....	-	-	-	-	2 230	42 005	42 005	42 575	
FINLAND.....	25	2 485	2 496	2 569	3 081	72 733	72 744	74 061	
U KING.....	1 733	16 587	16 587	18 031	12 935	140 334	141 345	146 614	
W GERM.....	2 789	33 987	33 978	35 411	34 990	361 421	360 256	378 720	
SPAIN.....	2 768	18 875	18 875	19 930	8 522	79 637	79 637	84 008	
ITALY.....	12 067	165 329	165 329	169 483	78 319	943 448	947 357	970 673	
KOR REP.....	4 150	31 278	30 426	31 199	9 620	64 321	63 446	65 281	
HG KONG.....	35 760	211 254	211 535	222 485	211 838	1 210 917	1 209 351	1 270 944	
CHINA T.....	19 441	131 786	131 786	142 136	58 681	408 797	409 124	439 263	
JAPAN.....	2 393	16 623	16 623	17 459	42 155	199 058	199 475	213 313	
OTH CTY.....	75	1 693	1 693	1 737	6 358	96 467	94 913	98 079	
TOTAL.....	81 207	630 541	629 972	661 144	474 115	3 654 823	3 655 624	3 819 870	
6981140	LUGGAGE LOCKS AND PARTS THEREOF, INCLUDING LUGGAGE FRAMES INCORPORATING LOCKS								
U KING.....	-	21 347	21 318	22 429	-	67 007	66 978	70 479	
W GERM.....	-	4 270	4 270	4 515	-	55 643	55 643	58 747	
SWITZLD.....	-	11 736	7 997	8 421	-	60 819	54 457	57 383	
ITALY.....	-	50 252	50 251	53 186	-	170 509	170 506	180 992	
HG KONG.....	-	25 410	26 006	27 045	-	221 025	226 268	236 825	
CHINA T.....	-	5 933	5 933	6 189	-	42 639	42 470	44 488	
JAPAN.....	-	12 583	12 583	13 109	-	77 188	77 188	80 426	
OTH CTY.....	-	-	-	-	-	16 148	16 322	16 791	
TOTAL.....	-	131 531	128 358	134 894	-	710 978	709 832	746 131	
6981160	LOCKS, LOCK KEYS AND LOCK PARTS OF BASE METAL, NES								
CANADA.....	-	357 931	356 801	357 485	-	1 971 778	1 965 757	1 980 120	
MEXICO.....	-	62 140	62 140	62 323	-	287 983	287 982	288 353	
BRAZIL.....	-	50 046	50 046	52 297	-	173 280	173 280	181 696	
SWEDEN.....	-	13 327	13 327	14 717	-	138 965	137 581	149 330	
FINLAND.....	-	15 183	15 183	15 397	-	47 112	47 218	47 781	
U KING.....	-	16 591	21 429	22 567	-	192 920	209 051	217 966	
FRANCE.....	-	995	995	1 065	-	221 551	221 555	235 235	
W GERM.....	-	55 336	53 356	61 470	-	501 612	477 223	540 263	
SPAIN.....	-	-	-	-	-	64 695	64 695	68 876	
ITALY.....	-	65 690	57 606	71 428	-	236 384	224 421	259 117	
HG KONG.....	-	91 643	91 840	96 928	-	747 552	744 986	778 118	
CHINA T.....	-	2 828	2 828	2 951	-	34 066	34 066	36 370	
JAPAN.....	-	113 093	112 529	119 620	-	716 918	714 727	759 064	
OTH CTY.....	-	31 733	31 726	32 994	-	149 581	149 675	162 037	
TOTAL.....	-	876 536	869 806	911 242	-	5 484 397	5 452 227	5 704 326	
6981210	DOOR CLOSERS AND PARTS THEREOF, OF BASE METAL								
CANADA.....	-	14 968	14 805	14 805	-	43 635	44 236	44 286	
W GERM.....	-	84 679	84 679	88 531	-	211 718	211 380	220 547	
ITALY.....	-	57 509	57 509	61 168	-	147 417	147 417	153 193	
YUGOSLV.....	-	56 258	56 258	57 841	-	446 185	446 185	467 998	
CHINA T.....	-	20 167	20 167	20 834	-	85 398	85 398	88 586	
JAPAN.....	-	252 051	251 374	263 510	-	1 316 759	1 299 947	1 372 151	
OTH CTY.....	-	4 126	4 126	4 299	-	40 790	40 803	42 377	
TOTAL.....	-	489 758	488 918	510 988	-	2 291 902	2 275 366	2 389 138	
6981220	HARNESS AND SADDLERY OR RIDING-BRIDLE HARDWARE								
MEXICO.....	-	106 366	106 399	107 347	-	459 480	459 524	465 315	
U KING.....	-	154 000	153 983	159 227	-	679 685	680 606	702 803	
W GERM.....	-	89 357	87 192	92 631	-	842 774	827 550	872 354	
SPAIN.....	-	3 639	3 639	3 879	-	41 275	41 275	43 113	
ITALY.....	-	15 540	15 540	15 901	-	156 726	156 677	160 745	
KOR REP.....	-	46 628	46 628	48 604	-	224 907	224 925	237 357	
HG KONG.....	-	5 230	5 230	5 425	-	30 179	30 179	31 258	
JAPAN.....	-	92 255	92 255	96 077	-	529 487	529 993	553 537	
OTH CTY.....	-	2 031	2 031	2 285	-	55 083	50 906	52 154	
TOTAL.....	-	515 046	512 897	531 376	-	3 019 596	3 001 635	3 118 636	
6981230	BUTT HINGES OF IRON, STEEL, ALUMINUM OR ZINC, NOT COATED WITH PRECIOUS METAL							(DPR)	
BRAZIL.....	-	-	-	-	-	4 167	45 550	45 550	53 316
SWEDEN.....	700	3 345	2 968	3 286	32 097	40 911	37 520	43 835	
W GERM.....	982	20 927	20 927	21 983	4 450	76 829	76 829	81 135	
JAPAN.....	5 370	6 965	7 299	7 858	45 739	140 168	141 861	154 072	
OTH CTY.....	22 671	10 472	10 469	10 908	37 249	16 041	16 038	17 000	
TOTAL.....	29 723	41 709	41 663	44 035	123 702	319 499	317 798	349 358	

Table 2. Schedule A Commodity by Country of Origin, Customs, F.a.s., and C.i.f. Values—Continued

(See "Explanation of Statistics" for information on coverage, definitions of Customs, f.a.s., and c.i.f. values, sources of error in the data, OTH CTY (other countries), and other definitions and features of the import statistics. Shipments valued less than \$251 are shown only under Schedule A commodity number 990.0000 and excluded from all other commodities.)

Country of origin	Schedule A commodity number, description and unit of quantity							
	Current month				Cumulative, January to date			
	Net quantity	Value (dollars)			Net quantity	Value (dollars)		
Customs		F.a.s.	C.i.f.	Customs		F.a.s.	C.i.f.	
6981240	HINGES EXCEPT BUTT HINGES, OF IRON, STEEL ALUMINUM OR ZINC, NOT COATED WITH PREC METAL							
SWEDEN.....	-	-	-	-	-	37 748	34 317	37 560
U KING.....	-	8 565	11 410	12 062	-	133 061	136 203	151 797
BELGIUM.....	-	-	-	-	-	37 668	37 593	40 481
FRANCE.....	-	3 394	3 394	3 589	-	41 774	41 775	42 936
W GERM.....	-	52 916	52 635	55 961	-	378 082	369 518	394 172
ITALY.....	-	4 629	4 629	4 875	-	30 198	30 198	32 165
HG KONG.....	-	42 957	42 957	47 025	-	109 244	109 894	118 112
CHINA T.....	-	10 398	10 722	13 124	-	91 204	91 492	100 608
JAPAN.....	-	169 602	169 757	181 024	-	1 162 671	1 163 379	1 237 602
OTH CTY.....	-	10 369	10 393	11 026	-	75 941	76 101	79 439
TOTAL.....	-	302 830	305 897	328 686	-	2 097 591	2 090 470	2 234 872
6981250	FITTINGS AND MOUNTINGS OF BASE METAL INCL HINGES OF BASE METAL NES, NOT CTD WITH PREC MET							
CANADA.....	-	1 855 520	1 866 432	1 867 304	-	10 382 308	10 461 001	10 465 705
MEXICO.....	-	23 326	23 453	23 453	-	144 327	147 117	147 239
ARGENT.....	-	19 211	19 211	22 440	-	80 345	80 345	88 655
SWEDEN.....	-	55 562	55 149	58 953	-	251 553	247 590	266 011
DENMARK.....	-	13 614	13 679	14 443	-	98 509	98 575	104 433
U KING.....	-	107 768	158 844	172 240	-	521 446	751 268	816 163
NETHLDs.....	-	578	578	621	-	32 942	32 833	34 553
BELGIUM.....	-	24 983	24 983	25 236	-	76 984	76 984	80 365
FRANCE.....	-	29 209	29 064	30 654	-	408 619	404 239	430 074
W GERM.....	-	502 538	484 409	555 169	-	2 683 038	2 529 209	2 921 790
SWITZLD.....	-	8 699	7 661	8 160	-	40 328	39 290	41 103
SPAIN.....	-	71 517	71 517	76 613	-	433 555	433 246	461 098
PORTUGL.....	-	24 642	24 869	25 671	-	219 004	219 661	229 573
ITALY.....	-	104 097	101 652	130 468	-	653 846	641 374	752 982
KOR REP.....	-	46 334	46 623	47 927	-	103 714	103 903	107 725
HG KONG.....	-	34 378	35 949	37 570	-	429 509	440 006	471 491
CHINA T.....	-	49 735	51 560	57 697	-	347 281	349 642	383 306
JAPAN.....	-	542 395	542 597	586 931	-	3 057 152	3 058 201	3 292 053
OTH CTY.....	-	3 930	3 930	4 404	-	111 753	111 669	126 509
TOTAL.....	-	3 518 036	3 562 160	3 745 954	-	20 076 213	20 226 153	21 220 828
6982000	SAFES, STRONG BOXES, STRONG ROOMS, AND SIMILAR ARTICLES OF BASE METALS							
SWEDEN.....	-	68 840	68 840	74 595	-	137 218	137 218	148 324
U KING.....	-	33 687	33 687	35 678	-	692 505	692 499	740 214
JAPAN.....	-	199 747	199 747	218 658	-	2 731 130	2 718 295	2 967 022
OTH CTY.....	-	6 930	7 128	7 644	-	41 259	41 819	47 401
TOTAL.....	-	309 204	309 402	336 575	-	3 602 112	3 589 831	3 902 961
6983020	CHAINS USED FOR THE TRANSMISSION OF POWER AND PARTS THEREOF, OF IRON OR STEEL (LB)							
CANADA.....	26 127	45 165	44 926	45 515	662 063	648 024	642 694	649 060
MEXICO.....	11 080	11 850	12 019	12 019	63 874	69 049	69 897	69 897
U KING.....	435 529	518 559	505 155	534 067	1 576 088	2 101 680	2 060 897	2 167 217
NETHLDs.....	44	566	566	612	77 288	114 101	114 101	120 409
FRANCE.....	4 267	11 463	11 434	12 357	353 939	513 485	511 580	530 621
W GERM.....	64 241	124 906	124 879	131 428	946 501	1 751 312	1 689 374	1 805 694
AUSTRIA.....	405	1 430	1 440	1 440	62 223	60 774	60 774	64 470
SWITZLD.....	595	5 508	5 508	5 733	9 106	77 159	76 503	78 321
ITALY.....	241 940	195 960	161 112	204 657	645 814	672 407	601 973	691 755
ISRAEL.....	-	-	-	-	69 839	48 009	48 009	50 946
INDIA.....	-	-	-	-	91 381	33 279	33 279	37 004
THAILND.....	8 020	5 292	5 292	5 579	278 631	165 466	165 466	177 526
SINGAPR.....	343 647	454 515	456 731	469 354	1 366 855	1 768 025	1 770 509	1 829 052
CHINA T.....	175 126	143 408	143 408	150 187	1 079 876	889 614	884 308	929 379
JAPAN.....	1 105 935	1 114 539	1 099 843	1 173 014	13 658 171	13 840 995	13 547 154	14 537 793
OTH CTY.....	6 945	23 865	23 865	24 659	30 331	71 791	71 729	76 641
TOTAL.....	2 423 901	2 657 026	2 596 178	2 770 621	20 952 947	22 826 619	22 348 247	23 815 785
6983040	CHAINS AND PARTS THEREOF, OF IRON OR STEEL, NES (LB)							
CANADA.....	54 155	53 032	53 234	53 234	431 128	345 410	317 372	344 292
SWEDEN.....	3 574	5 637	5 650	5 706	2 082 176	850 044	850 053	924 742
NORWAY.....	-	-	-	-	246 215	147 596	141 596	150 896
U KING.....	84 554	64 483	64 246	53 807	584 790	411 347	401 463	410 699
BELGIUM.....	100 597	60 038	60 047	62 926	163 290	87 545	87 554	92 202
FRANCE.....	5 503	13 020	13 020	13 377	124 909	246 292	246 292	253 883
W GERM.....	380 059	263 556	259 300	275 430	4 103 612	2 745 521	2 703 175	2 882 038
AUSTRIA.....	770	1 041	1 041	1 500	834 853	409 253	409 351	437 453
SPAIN.....	1 823 778	666 819	666 825	714 862	5 090 560	1 752 622	1 752 528	1 893 357
ITALY.....	50 163	14 122	14 176	16 478	1 559 859	603 784	604 786	663 401
KOR REP.....	-	-	-	-	128 052	40 937	40 937	46 175
CHINA T.....	42 216	27 191	27 379	30 405	202 619	99 560	99 748	109 683
JAPAN.....	593 378	206 427	206 810	233 745	9 323 996	2 935 522	2 930 119	3 322 545
OTH CTY.....	4 582	3 719	3 814	3 989	78 988	55 595	55 932	59 425
TOTAL.....	3 143 329	1 379 085	1 375 542	1 465 459	24 955 047	10 731 028	10 640 906	11 590 791
6984000	ANCHORS, GRAPNELS, AND PARTS THEREOF, OF IRON OR STEEL							
U KING.....	-	20 602	20 602	21 522	-	65 705	65 666	69 541
SPAIN.....	-	17 312	17 312	18 268	-	134 727	134 727	151 293
JAPAN.....	-	422 703	422 703	471 511	-	1 321 585	1 316 273	1 475 870
OTH CTY.....	-	7 034	7 034	7 439	-	76 351	77 270	82 688
TOTAL.....	-	467 651	467 651	518 740	-	1 598 368	1 593 936	1 779 392

Table 2. **Schedule A Commodity by Country of Origin, Customs, F.a.s., and C.i.f. Values—Continued**

(See "Explanation of Statistics" for information on coverage, definitions of Customs, f.a.s., and c.i.f. values, sources of error in the data, OTH CTY (other countries), and other definitions and features of the import statistics. Shipments valued less than \$251 are shown only under Schedule A commodity number 990.0000 and excluded from all other commodities.)

Country of origin	Schedule A commodity number, description and unit of quantity							
	Net quantity	Current month			Net quantity	Cumulative, January to date		
		Value (dollars)				Value (dollars)		
	Customs	F.a.s.	C.i.f.	Customs	F.a.s.	C.i.f.		
6985100	NEEDLES, HAND TYPE, AND NEEDLE BOOKS, NEEDLE CASES, AND SEWING SETS							
U KING.....	-	116 271	116 280	125 556	-	1 039 707	1 039 546	1 110 663
NETHLDs.....	-	1 154	1 154	1 228	-	217 690	217 732	221 903
W GERM.....	-	70 117	70 117	75 739	-	432 339	431 748	456 005
HG KONG.....	-	24 120	24 120	25 644	-	154 516	154 134	165 672
JAPAN.....	-	80 045	80 323	84 364	-	523 869	529 563	555 345
OTH CTY.....	-	3 241	3 241	3 463	-	41 403	41 630	43 918
TOTAL.....	-	294 948	295 235	315 994	-	2 419 524	2 414 353	2 553 506
6985220	PINS, DRESSMAKERS OR COMMON, NOT PLATED WITH PRECIOUS METALS (LB)							
U KING.....	44 133	57 147	57 212	61 880	344 444	396 173	394 447	425 436
W GERM.....	6 199	9 245	9 245	9 646	19 825	53 226	53 826	56 253
SPAIN.....	6 113	6 794	6 794	7 143	50 451	56 013	56 463	60 246
JAPAN.....	12 516	21 602	21 887	23 211	45 053	73 097	73 850	78 085
OTH CTY.....	5 000	8 500	8 500	8 875	17 753	24 749	24 856	26 135
TOTAL.....	73 961	103 288	103 638	110 755	477 526	603 258	603 442	646 155
6985240	HAIRPINS, SAFETY PINS AND OTHER PINS, NOT PLATED WITH PRECIOUS METALS							
U KING.....	-	47 752	47 835	51 488	-	327 343	328 193	356 024
FRANCE.....	-	11 662	11 662	13 503	-	78 620	76 834	83 586
W GERM.....	-	30 276	30 620	31 749	-	131 640	133 939	140 022
HG KONG.....	-	23 510	23 792	27 108	-	165 330	165 882	183 669
JAPAN.....	-	28 720	28 995	32 013	-	235 767	240 946	260 045
OTH CTY.....	-	2 825	2 889	3 029	-	26 698	27 029	29 887
TOTAL.....	-	144 745	145 793	158 890	-	965 398	972 823	1 053 233
6985260	HAIR CURLING DEVICES, NONTHERMIC AND NONORNAMENTAL							
U KING.....	-	32 161	32 161	33 182	-	259 906	259 907	269 217
FRANCE.....	-	4 116	4 116	4 422	-	48 099	48 170	52 209
ITALY.....	-	24 903	24 903	28 612	-	79 545	79 345	88 757
HG KONG.....	-	106 507	106 529	119 186	-	336 910	336 724	371 128
JAPAN.....	-	9 663	9 663	10 236	-	32 623	32 723	34 507
OTH CTY.....	-	4 242	4 316	4 316	-	13 622	13 844	14 006
TOTAL.....	-	181 592	181 688	199 954	-	770 705	770 713	829 824
6985320	HOOKS AND EYES, CLASPS AND SNAP FASTENERS AND PARTS THEREOF							
MEXICO.....	-	58 685	58 685	58 751	-	169 052	169 052	169 918
U KING.....	-	17 931	17 931	19 175	-	191 164	191 180	207 950
FRANCE.....	-	9 523	9 523	9 959	-	40 168	40 252	42 625
W GERM.....	-	239 752	239 886	247 256	-	1 149 552	1 149 161	1 184 802
SWITZLD.....	-	2 869	2 869	3 125	-	31 539	31 547	34 088
SPAIN.....	-	24 736	24 736	28 333	-	157 605	157 335	175 580
ITALY.....	-	61 845	61 894	68 700	-	295 655	299 045	334 294
KOR REP.....	-	13 240	13 240	15 353	-	134 122	134 980	150 107
HG KONG.....	-	104 549	105 353	112 677	-	530 499	529 572	561 052
CHINA T.....	-	39 897	41 289	41 281	-	412 525	421 579	426 120
JAPAN.....	-	81 623	83 666	89 783	-	491 213	501 944	533 935
OTH CTY.....	-	28 278	28 309	29 514	-	81 955	81 754	86 753
TOTAL.....	-	682 928	687 381	723 907	-	3 685 049	3 707 401	3 907 224
6985340	BUCKLES, BUCKLE SLIDES AND PARTS THEREOF							
CANADA.....	-	4 889	4 950	5 031	-	65 338	51 634	66 328
MEXICO.....	-	12 037	12 042	12 863	-	52 154	52 168	54 990
U KING.....	-	9 211	9 211	9 657	-	35 487	35 487	38 118
FRANCE.....	-	10 458	10 483	11 359	-	58 900	58 900	65 910
W GERM.....	-	25 257	24 382	27 065	-	241 667	238 646	253 524
SPAIN.....	-	71 333	70 756	83 519	-	310 852	309 923	358 572
ITALY.....	-	62 736	62 598	69 384	-	288 761	288 915	321 139
HG KONG.....	-	34 211	34 211	40 189	-	124 501	126 325	139 406
CHINA T.....	-	26 273	26 273	28 325	-	148 375	148 015	168 376
JAPAN.....	-	22 843	22 843	24 399	-	191 156	191 517	201 060
OTH CTY.....	-	19 794	19 794	21 671	-	94 671	94 620	102 598
TOTAL.....	-	299 042	297 543	333 462	-	1 611 902	1 596 150	1 770 021
6986020	SPRINGS AND LEAVES FOR SPRINGS OF BASE METAL, SUITABLE FOR MOTOR VEHICLE SUSPENSION							
CANADA.....	-	8 803 803	8 934 604	8 942 791	-	34 267 281	34 660 076	34 683 253
MEXICO.....	-	805 290	802 722	802 721	-	3 869 914	3 872 338	3 872 338
VENEZ.....	-	95 653	95 653	102 467	-	431 342	429 292	453 850
U KING.....	-	597 252	598 605	660 831	-	979 031	978 317	1 085 857
FRANCE.....	-	65 704	65 704	69 314	-	227 356	228 015	247 079
W GERM.....	-	11 817	11 161	12 629	-	62 634	59 021	74 354
JAPAN.....	-	362 261	358 603	421 085	-	1 449 321	1 418 272	1 623 504
OTH CTY.....	-	369	369	383	-	23 790	21 530	26 051
TOTAL.....	-	10 742 149	10 867 421	11 012 221	-	41 310 669	41 666 861	42 066 286
6986040	SPRINGS AND LEAVES FOR SPRINGS OF BASE METAL, NES							
CANADA.....	-	833 184	839 808	844 273	-	3 139 042	3 172 501	3 196 752
SWEDEN.....	-	9 965	9 575	10 409	-	105 345	101 567	109 171
U KING.....	-	73 624	73 233	83 104	-	437 646	436 359	472 909
NETHLDs.....	-	632	632	660	-	33 023	34 255	35 273
BELGIUM.....	-	25 457	25 482	27 863	-	101 121	101 043	108 276
FRANCE.....	-	8 683	8 680	8 993	-	99 960	98 547	107 000

Table 2. Schedule A Commodity by Country of Origin, Customs, F.a.s., and C.i.f. Values—Continued

(See "Explanation of Statistics" for information on coverage, definitions of Customs, f.a.s., and c.i.f. values, sources of error in the data, OTH CTY (other countries), and other definitions and features of the import statistics. Shipments valued less than \$251 are shown only under Schedule A commodity number 990.0000 and excluded from all other commodities.)

Country of origin	Schedule A commodity number, description and unit of quantity							
	Net quantity	Current month			Net quantity	Cumulative, January to date		
		Value (dollars)				Value (dollars)		
	Customs	F.a.s.	C.i.f.	Customs	F.a.s.	C.i.f.		
W GERM.....	-	186 863	182 791	192 416	-	1 117 879	1 101 170	1 156 032
SWITZLD.....	-	50 385	50 385	53 838	-	681 921	681 496	716 829
SPAIN.....	-	90 725	128 877	135 654	-	167 918	230 839	221 808
PORTUGL.....	-	9 420	9 527	9 760	-	69 273	69 743	71 640
ITALY.....	-	28 427	26 669	28 752	-	167 207	164 705	171 979
JAPAN.....	-	40 238	39 568	42 784	-	373 425	369 656	398 685
AUSTRAL.....	-	18 061	18 061	18 792	-	33 532	33 532	35 292
OTH CTY.....	-	14 572	14 262	15 065	-	75 440	74 621	79 713
TOTAL.....	-	1 390 236	1 427 550	1 472 363	-	6 602 732	6 670 034	6 881 359
6988100	COPPER CHAIN AND CHAINS AND PARTS THEREOF (LB)							
OTH CTY.....	4 900	8 938	8 938	10 158	15 579	20 285	20 285	22 067
TOTAL.....	4 900	8 938	8 938	10 158	15 579	20 285	20 285	22 067
6988200	FLEXIBLE METAL HOSE OR TUBING (LB)							
CANADA.....	141 584	115 442	117 182	117 182	678 594	652 469	659 779	660 162
SWEDEN.....	1 038	2 539	2 501	2 790	10 890	31 537	31 497	32 572
DENMARK.....	3 159	21 141	21 141	21 717	20 330	80 144	80 144	82 619
FRANCE.....	66	504	504	648	27 818	94 058	94 058	95 852
W GERM.....	38 754	110 421	110 564	117 577	280 759	573 339	574 027	602 302
ITALY.....	6 058	16 126	16 147	20 299	36 533	120 604	121 169	166 125
JAPAN.....	4 960	11 953	11 949	12 682	37 361	103 410	103 405	109 781
OTH CTY.....	4 847	6 399	6 399	6 689	12 138	40 653	38 176	42 622
TOTAL.....	200 466	284 525	286 387	299 584	1 104 423	1 696 214	1 702 255	1 792 035
6988400	BELLS AND GONGS, NON ELECTRIC, AND PARTS THEREOF, OF BASE METAL							
U KING.....	-	21 428	21 563	22 630	-	89 712	90 088	95 190
NETHLD.....	-	1 267	1 267	1 366	-	56 342	56 310	58 437
W GERM.....	-	5 582	5 731	6 074	-	48 213	48 488	51 333
INDIA.....	-	40 140	39 836	45 916	-	220 712	220 567	258 777
KOR REP.....	-	6 835	6 835	8 073	-	57 901	57 901	64 447
HG KONG.....	-	9 569	9 694	11 430	-	52 224	52 547	57 632
CHINA T.....	-	24 312	24 449	28 333	-	93 417	94 159	106 559
JAPAN.....	-	8 807	8 807	9 472	-	62 347	63 093	69 049
OTH CTY.....	-	11 389	11 501	12 540	-	68 246	68 729	74 920
TOTAL.....	-	129 329	129 683	145 834	-	749 114	751 882	836 344
6988500	BOTTLE CAPS AND CROWN CORKS OF BASE METAL (GR)							
CANADA.....	10 029	24 034	24 485	24 484	46 449	122 162	124 959	126 040
U KING.....	38 393	71 892	68 175	74 314	235 744	579 939	540 541	589 224
FRANCE.....	16 085	50 122	50 122	54 988	112 925	305 448	305 448	341 920
W GERM.....	10 230	27 733	27 733	32 444	160 429	392 411	392 411	453 667
PORTUGL.....	1 648	4 179	4 179	4 538	10 821	45 818	45 818	48 648
ITALY.....	3 472	6 340	6 340	7 016	23 672	38 847	38 847	42 872
OTH CTY.....	8 941	10 827	10 827	11 983	49 917	50 396	50 713	56 701
TOTAL.....	88 798	195 127	191 861	209 767	639 957	1 535 021	1 498 737	1 659 072
6988600	SIGN PLATES, NAME PLATES, NUMBERS, LETTERS, AND OTHER SIGNS, OF BASE METALS							
CANADA.....	-	69 146	67 302	67 648	-	395 204	394 919	395 743
U KING.....	-	14 213	17 965	19 831	-	70 371	72 615	82 027
W GERM.....	-	21 964	20 558	24 609	-	120 121	114 362	134 405
SWITZLD.....	-	13 836	13 836	14 882	-	42 629	42 630	46 317
ITALY.....	-	24 736	24 838	39 473	-	137 291	132 011	200 477
CHINA T.....	-	5 082	5 082	5 455	-	56 266	56 350	60 099
JAPAN.....	-	59 188	59 097	65 992	-	304 504	304 824	333 369
OTH CTY.....	-	7 179	7 380	8 059	-	67 163	67 059	71 849
TOTAL.....	-	215 344	216 058	245 949	-	1 193 549	1 184 770	1 324 286
6988720	LEAD-TIN SOLDERS (GLB)							
CANADA.....	1 250	3 572	3 667	3 667	137 709	133 176	135 902	135 902
U KING.....	45 689	118 356	118 356	120 621	237 206	707 384	707 384	721 561
SPAIN.....	-	-	-	-	41 860	77 628	77 644	79 844
OTH CTY.....	386	2 615	2 615	2 865	16 893	76 875	76 894	79 740
TOTAL.....	47 325	124 543	124 638	127 153	433 668	995 063	997 824	1 017 047
6988740	WIRE, RODS, ETC, OF BASE METAL OR METAL CARBIDES, FLUX CTD, FOR SOLDERING, WLDG, ETC, NES (LB)							
CANADA.....	463 999	204 030	206 609	207 320	3 095 467	1 560 878	1 584 086	1 585 599
MEXICO.....	-	-	-	-	882 727	429 006	428 736	432 184
JAMAICA.....	-	-	-	-	714 838	319 923	319 923	334 370
BRAZIL.....	498 758	143 791	143 791	164 556	3 290 753	1 002 299	1 002 306	1 150 568
SWEDEN.....	58 624	82 528	82 528	86 410	2 054 607	838 541	835 161	942 575
NORWAY.....	11 400	23 226	23 226	24 205	103 870	121 066	121 066	126 226
U KING.....	256 978	153 893	153 893	170 735	1 744 029	778 967	778 153	856 541
IRELAND.....	16 182	59 936	59 936	60 797	125 928	355 599	355 599	363 752
NETHLD.....	12	335	335	341	411 018	170 509	170 509	201 909
BELGIUM.....	6 444	23 481	23 481	24 026	541 942	308 896	308 824	331 828
FRANCE.....	155	1 974	1 974	2 180	1 612 267	631 850	631 850	703 007
W GERM.....	271 397	192 616	192 494	213 876	5 031 393	2 569 915	2 558 915	2 811 825
AUSTRIA.....	72 028	153 237	149 733	157 542	1 966 116	1 449 507	1 445 976	1 546 217
SWITZLD.....	22 356	70 378	70 378	70 670	140 440	258 505	258 454	266 913
SPAIN.....	154 490	34 191	34 191	39 789	297 772	65 135	65 135	76 927
PORTUGL.....	-	-	-	-	238 097	55 080	55 080	73 612
ITALY.....	7 200	13 116	13 166	14 140	79 874	114 124	114 174	121 352

Table 2. Schedule A Commodity by Country of Origin,
Customs, F.a.s., and C.i.f. Values—Continued

(See "Explanation of Statistics" for information on coverage, definitions of Customs, f.a.s., and c.i.f. values, sources of error in the data, OTH CTY (other countries), and other definitions and features of the import statistics. Shipments valued less than \$251 are shown only under Schedule A commodity number 990.0000 and excluded from all other commodities.)

Country of origin	Schedule A commodity number, description and unit of quantity								
	Current month				Cumulative, January to date				
	Net quantity	Value (dollars)			Net quantity	Value (dollars)			
Customs		F.a.s.	C.i.f.	Customs		F.a.s.	C.i.f.		
GREECE.....	-	-	-	-	122 027	59 340	59 339	67 119	
ISRAEL.....	39 240	15 256	15 256	16 855	370 400	226 875	226 875	241 556	
KOR REP.....	40 880	10 822	10 822	13 220	940 423	254 821	254 821	293 743	
JAPAN.....	256 929	120 262	114 733	132 643	21 291 638	7 683 827	7 135 286	8 671 915	
AUSTRAL.....	9 920	19 909	19 999	22 189	703 987	450 433	450 449	500 266	
REP SAF.....	45 375	12 453	12 453	15 376	1 828 570	428 939	436 511	598 130	
OTH CTY.....	21 533	33 368	33 368	34 882	47 470	62 812	62 917	66 942	
TOTAL.....	2 253 900	1 368 892	1 362 366	1 471 752	47 635 653	20 196 847	19 660 145	22 345 076	
6989020	COTTON BALE TIES AND OTHER BALE TIES OF IRON OR STEEL							(LB)	
MEXICO.....	1 119 846	223 203	223 203	223 203	1 605 498	330 703	330 703	330 703	
U KING.....	899 992	145 572	145 572	167 164	3 564 022	556 527	556 257	630 362	
BELGIUM.....	2 998 057	473 364	473 716	555 109	9 004 949	1 830 993	1 835 888	2 077 435	
W GERM.....	107 189	31 226	31 226	35 149	5 195 337	1 208 169	1 206 409	1 330 565	
OTH CTY.....	-	-	-	-	68 117	24 130	24 480	25 567	
TOTAL.....	5 125 084	873 365	873 717	980 625	19 437 923	3 950 252	3 953 737	4 394 632	
6989040	FORGED STEEL GRINDING BALLS							(LB)	
CANADA.....	2 071 195	278 772	282 116	282 116	17 405 070	2 492 252	2 548 460	2 577 727	
MEXICO.....	-	-	-	-	1 631 404	292 163	292 163	292 163	
U KING.....	-	-	-	-	531 558	95 932	95 932	118 145	
BELGIUM.....	-	-	-	-	339 508	147 809	147 809	178 707	
SPAIN.....	196 430	79 908	79 908	85 111	196 430	79 908	79 908	85 111	
ITALY.....	-	-	-	-	458 460	126 640	126 640	145 798	
KOR REP.....	29 268	6 516	6 516	7 840	942 628	178 529	178 529	210 514	
OTH CTY.....	7	462	462	481	110 238	8 948	8 948	11 808	
TOTAL.....	2 296 900	365 658	369 002	375 548	21 615 296	3 422 181	3 478 389	3 619 973	
6989060	ARTICLES OF IRON OR STEEL, NOT COATED WITH PRECIOUS METALS, NES								
CANADA.....	-	2 751 532	2 777 803	2 806 584	-	25 601 790	25 908 473	26 108 962	
MEXICO.....	-	389 414	391 055	391 566	-	2 228 689	2 236 716	2 240 813	
BRAZIL.....	-	61 610	61 610	67 306	-	79 189	79 174	86 790	
ARGENT.....	-	20 410	20 410	20 890	-	60 689	60 689	63 072	
SWEDEN.....	-	357 111	363 462	375 614	-	3 119 441	3 112 028	3 222 740	
NORWAY.....	-	7 581	7 581	8 489	-	101 679	99 747	107 686	
DENMARK.....	-	138 013	138 003	163 785	-	855 989	857 220	1 000 740	
U KING.....	-	1 507 492	1 502 979	1 630 393	-	7 862 417	7 832 012	8 542 605	
IRELAND.....	-	32 242	32 242	34 804	-	152 138	152 222	173 810	
NETHLD.....	-	146 800	146 126	153 448	-	961 193	962 800	1 012 681	
BELGIUM.....	-	145 346	145 373	152 454	-	901 156	894 690	946 982	
FRANCE.....	-	371 408	371 340	402 276	-	2 341 593	2 334 917	2 557 184	
W GERM.....	-	752 936	745 393	804 019	-	6 067 761	6 016 711	6 462 378	
AUSTRIA.....	-	15 963	14 130	14 618	-	207 746	203 039	217 393	
SWITZLD.....	-	2 156 556	2 155 968	2 308 782	-	2 723 498	2 723 248	2 907 994	
POLAND.....	-	10 080	10 080	11 283	-	44 040	44 040	49 853	
SPAIN.....	-	138 795	138 801	151 614	-	719 814	719 757	786 160	
PORTUGL.....	-	30 914	31 578	34 450	-	92 476	93 142	103 403	
ITALY.....	-	493 988	494 270	554 385	-	1 710 142	1 714 778	1 918 030	
YUGOSLV.....	-	6 024	6 368	7 585	-	51 930	53 760	63 519	
ISRAEL.....	-	5 717	5 717	6 106	-	67 703	67 703	73 079	
INDIA.....	-	39 241	39 241	46 814	-	172 241	178 174	209 382	
SINGAPR.....	-	1 043	1 043	1 069	-	96 364	96 367	98 830	
PHIL R.....	-	825	825	995	-	81 717	81 717	87 318	
KOR REP.....	-	36 723	36 723	42 254	-	401 455	402 556	451 751	
HG KONG.....	-	106 305	108 409	128 519	-	524 911	529 183	590 106	
CHINA T.....	-	253 533	253 709	283 943	-	1 645 920	1 645 920	1 828 959	
JAPAN.....	-	8 564 266	8 565 593	9 051 905	-	54 472 893	54 247 611	58 204 008	
AUSTRAL.....	-	306 906	306 906	342 822	-	845 379	875 211	960 844	
N ZEAL.....	-	45 804	45 804	57 069	-	230 036	230 036	277 188	
OTH CTY.....	-	6 396	6 396	7 192	-	99 633	99 736	118 147	
TOTAL.....	-	18 900 974	18 924 938	20 063 033	-	114 528 032	114 553 377	121 472 407	
6989200	ARTICLES OF COPPER, INCLUDING ALLOYS, NOT COATED WITH PRECIOUS METAL, NES								
CANADA.....	16 425	67 117	67 422	67 622	110 902	386 779	390 560	391 134	
MEXICO.....	15 514	49 291	50 106	50 241	49 441	269 612	264 851	267 133	
CHILE.....	-	-	-	-	56 395	117 691	117 691	122 816	
U KING.....	25 161	83 131	82 573	35 720	54 878	335 785	333 155	348 722	
NETHLD.....	14 821	34 842	34 842	35 682	250 238	621 781	621 990	650 869	
FRANCE.....	5 359	32 290	32 350	35 013	42 489	211 127	211 428	230 444	
W GERM.....	22 104	89 215	86 843	90 646	118 895	422 066	415 930	431 671	
SWITZLD.....	1 367	16 100	16 100	16 675	17 141	150 990	150 990	155 180	
SPAIN.....	571	3 805	3 805	4 109	8 083	60 823	60 808	65 258	
ITALY.....	8 283	81 529	81 685	85 631	59 478	394 737	394 963	416 287	
ISRAEL.....	4 030	12 197	12 198	12 582	41 480	73 221	73 222	75 495	
HG KONG.....	8 734	28 872	29 201	32 254	29 519	142 503	144 206	153 538	
CHINA T.....	4 138	5 937	5 339	6 446	25 923	58 660	58 844	68 807	
JAPAN.....	6 975	34 556	34 824	36 845	232 681	594 030	596 217	630 468	
OTH CTY.....	7 745	23 096	23 239	25 706	35 285	122 515	122 951	136 356	
TOTAL.....	141 227	561 978	560 527	585 122	1 132 828	3 962 320	3 957 446	4 144 178	
6989300	ARTICLES OF NICKEL, NOT COATED WITH PRECIOUS METALS, NES								
CANADA.....	15 219	44 669	45 381	45 464	169 527	609 686	617 229	618 319	
NORWAY.....	-	-	-	-	497 924	149 516	155 560	175 881	
U KING.....	4 781	22 344	22 344	23 229	50 360	92 280	93 238	97 644	
W GERM.....	190	7 049	7 049	7 602	14 793	91 280	91 280	96 911	

Table 2. Schedule A Commodity by Country of Origin, Customs, F.a.s., and C.i.f. Values—Continued

(See "Explanation of Statistics" for information on coverage, definitions of Customs, f.a.s., and c.i.f. values, sources of error in the data, OTH CTY (other countries), and other definitions and features of the import statistics. Shipments valued less than \$251 are shown only under Schedule A commodity number 990.0000 and excluded from all other commodities.)

Country of origin	Schedule A commodity number, description and unit of quantity							
	Current month				Cumulative, January to date			
	Net quantity	Value (dollars)			Net quantity	Value (dollars)		
Customs		F.a.s.	C.i.f.	Customs		F.a.s.	C.i.f.	
ITALY.....	-	-	-	-	95 285	395 490	395 490	406 760
OTH CTY.....	1	603	603	607	27 367	32 065	32 184	36 483
TOTAL.....	20 191	74 665	75 377	76 902	855 256	1 370 317	1 384 981	1 431 998
6989400	ARTICLES OF ALUMINUM, NOT COATED WITH PRECIOUS METAL, NES							
CANADA.....	-	296 194	298 997	306 311	-	1 585 478	1 615 698	1 626 275
MEXICO.....	-	42 842	43 544	43 614	-	209 533	210 924	211 215
SWEDEN.....	-	4 098	4 098	5 006	-	42 930	42 894	46 331
U KING.....	-	87 004	87 009	94 350	-	526 730	526 533	563 480
NETHLS.....	-	31 553	31 553	32 514	-	38 045	38 045	39 447
FRANCE.....	-	70 107	70 107	77 664	-	503 360	503 399	563 285
W GERM.....	-	134 152	134 514	144 243	-	957 034	955 484	1 028 771
SWITZLD.....	-	6 750	6 639	7 335	-	552 370	552 785	603 032
SPAIN.....	-	3 128	3 205	3 386	-	35 646	35 923	38 240
ITALY.....	-	1 706	1 706	1 900	-	33 663	33 662	37 720
THAILND.....	-	-	-	-	-	53 694	53 694	57 929
HG KONG.....	-	11 306	11 354	12 089	-	57 728	58 131	63 588
CHINA T.....	-	44 942	45 479	53 207	-	450 481	455 327	532 037
JAPAN.....	-	276 770	276 915	296 091	-	1 645 316	1 643 160	1 745 836
OTH CTY.....	-	2 867	2 867	3 288	-	95 252	95 301	105 645
TOTAL.....	-	1 013 419	1 017 987	1 080 998	-	6 787 260	6 820 960	7 262 831
6989500	ARTICLES OF MAGNESIUM, NOT COATED WITH PRECIOUS METALS, NES (CLB)							
OTH CTY.....	1 294	2 758	2 778	2 870	2 054	6 368	6 389	6 612
TOTAL.....	1 294	2 758	2 778	2 870	2 054	6 368	6 389	6 612
6989600	ARTICLES OF LEAD, NOT COATED WITH PRECIOUS METALS, NES (LB)							
CANADA.....	38 086	33 698	33 700	33 700	260 387	204 745	208 064	208 806
U KING.....	3 439	4 296	4 296	4 778	55 104	63 241	62 693	67 874
FRANCE.....	299	6 394	6 394	6 647	8 826	63 262	62 586	66 442
ITALY.....	-	-	-	-	263 047	203 868	203 868	211 766
CHINA T.....	15 162	15 066	15 066	15 678	78 433	113 069	110 753	114 650
OTH CTY.....	10 143	25 927	25 835	26 899	44 491	84 692	84 600	88 076
TOTAL.....	67 129	85 381	85 291	87 702	710 288	732 877	732 564	757 614
6989700	ARTICLES OF ZINC, NOT COATED WITH PRECIOUS METAL, NES							
CANADA.....	-	161 677	163 812	163 812	-	757 286	760 702	760 414
U KING.....	-	13 572	13 572	15 192	-	73 333	72 995	83 290
FRANCE.....	-	2 397	2 397	2 705	-	37 778	37 813	43 013
W GERM.....	-	10 392	10 228	11 573	-	47 652	47 588	52 542
PORTUGL.....	-	25 286	25 683	26 876	-	58 267	58 793	61 660
ITALY.....	-	64 399	65 004	69 737	-	581 684	586 329	648 037
KOR REP.....	-	28 858	28 858	35 493	-	93 502	93 575	114 060
HG KONG.....	-	71 268	75 722	87 260	-	312 127	323 306	371 131
CHINA T.....	-	39 713	40 156	47 107	-	183 517	184 929	215 731
JAPAN.....	-	440 454	448 475	485 016	-	1 927 531	1 980 357	2 117 768
OTH CTY.....	-	15 428	15 506	16 831	-	133 455	133 728	148 587
TOTAL.....	-	873 444	889 413	961 602	-	4 206 132	4 280 115	4 616 233
6989800	HOUSEHOLD AND SANITARY WARE AND OTHER ARTICLES OF TIN, NOT COATED WITH PREC METAL, NES							
MEXICO.....	-	23 688	25 104	26 206	-	72 817	75 294	79 576
DOM REP.....	-	80 757	80 757	84 827	-	96 917	96 917	101 635
NORWAY.....	-	12 358	12 762	13 301	-	98 802	99 294	103 258
U KING.....	-	236 161	236 189	246 716	-	1 663 623	1 662 938	1 736 264
IRELAND.....	-	14 181	14 181	14 623	-	36 796	36 796	38 114
NETHLS.....	-	103 868	102 863	109 072	-	764 641	763 658	793 570
FRANCE.....	-	12 280	12 393	13 598	-	94 837	93 664	101 135
W GERM.....	-	16 974	17 107	18 474	-	166 746	162 355	172 034
PORTUGL.....	-	14 886	14 889	16 418	-	82 304	82 508	88 943
ITALY.....	-	68 976	69 082	74 039	-	282 397	282 864	311 079
MALAYSA.....	-	67 814	67 812	72 380	-	103 815	104 813	113 626
SINGAPR.....	-	5 784	5 784	6 407	-	40 015	40 015	44 490
HG KONG.....	-	30 584	32 231	38 322	-	109 934	112 040	135 481
JAPAN.....	-	12 646	12 769	14 636	-	113 001	114 662	129 879
OTH CTY.....	-	17 200	17 342	19 071	-	101 127	101 860	112 547
TOTAL.....	-	718 157	721 265	768 090	-	3 827 772	3 829 678	4 061 631

Table 2. Schedule A Commodity by Country of Origin, Customs, F.a.s., and C.i.f. Values—Continued

(See "Explanation of Statistics" for information on coverage, definitions of Customs, f.a.s., and c.i.f. values, sources of error in the data, OTH CTY (other countries), and other definitions and features of the import statistics. Shipments valued less than \$251 are shown only under Schedule A commodity number 990.0000 and excluded from all other commodities.)

Country of origin	Schedule A commodity number, description and unit of quantity							
	Current month				Cumulative, January to date			
	Net quantity	Value (dollars)			Net quantity	Value (dollars)		
Customs		F.a.s.	C.i.f.	Customs		F.a.s.	C.i.f.	
7111000	STEAM AND OTHER VAPOR GENERATING BOILERS AND PARTS THEREOF							
CANADA.....	-	364 143	367 541	369 010	-	5 165 800	5 192 504	5 197 137
U KING.....	-	64 256	64 256	68 060	-	89 462	89 139	95 233
NETHLDs.....	-	729	729	1 012	-	2 154 400	2 126 439	2 399 246
BELGIUM.....	-	-	-	-	-	171 142	171 142	175 364
FRANCE.....	-	102 000	102 000	106 004	-	267 440	267 440	281 444
W GERM.....	-	44 177	44 177	45 981	-	2 231 210	2 231 210	2 505 339
AUSTRIA.....	-	-	-	-	-	108 631	108 631	117 656
JAPAN.....	-	86 746	86 746	93 000	-	2 014 397	2 002 774	2 152 957
OTH CTY.....	-	1 189	1 189	1 223	-	50 126	50 126	55 674
TOTAL.....	-	663 240	666 638	684 290	-	12 252 608	12 239 405	12 980 052
7112000	ECONOMIZERS, SUPERHEATERS, ETC. USED WITH STEAM AND OTHER VAPOR GENERATING BOILERS							
CANADA.....	-	12 814	13 574	13 627	-	374 168	387 468	386 723
U KING.....	-	-	-	-	-	217 759	217 759	230 953
W GERM.....	-	1 303	1 303	1 502	-	178 283	178 282	184 166
OTH CTY.....	-	42 909	36 721	37 585	-	75 894	69 713	71 746
TOTAL.....	-	57 026	51 598	52 714	-	846 104	853 222	873 588
7113020	STEAM TURBINES AND PARTS							
CANADA.....	-	524 464	525 546	525 564	-	1 758 349	1 765 180	1 766 037
SWEDEN.....	-	27 392	27 392	28 377	-	164 845	164 845	169 452
U KING.....	-	212 176	212 176	238 633	-	1 852 557	1 852 557	1 971 995
NETHLDs.....	-	118 513	118 513	124 971	-	163 062	162 861	170 719
FRANCE.....	-	4 212 258	3 269 858	3 377 065	-	6 427 924	5 489 120	5 170 280
W GERM.....	-	295 811	295 811	305 571	-	10 531 930	8 753 959	9 661 482
AUSTRIA.....	-	-	-	-	-	892 670	576 036	663 531
SWITZLD.....	-	327 220	327 220	325 156	-	9 311 231	9 273 092	9 617 883
PORTUGL.....	-	-	-	-	-	112 763	112 763	119 459
ITALY.....	-	696 821	695 078	748 910	-	1 626 296	1 626 611	1 734 418
JAPAN.....	-	685 600	666 597	718 802	-	3 526 605	3 392 222	3 677 580
OTH CTY.....	-	-	-	-	-	18 220	18 470	21 443
TOTAL.....	-	7 100 255	6 138 191	6 393 049	-	36 396 452	33 187 716	35 288 279
7113040	STEAM ENGINES, VAPOR POWER UNITS, & PARTS							
CANADA.....	-	89 037	89 320	89 320	-	215 898	217 444	218 349
U KING.....	-	-	-	-	-	156 141	156 319	157 074
OTH CTY.....	-	4 460	4 460	4 555	-	53 151	53 151	59 378
TOTAL.....	-	93 497	93 780	93 875	-	425 190	426 914	434 801
7114100	ENGINES, AIRCRAFT, INTERNAL COMBUSTION, PISTON-TYPE, EXCLUDING PARTS (NO)							
CANADA.....	1	9 300	9 327	9 327	187	49 107	49 206	49 206
U KING.....	3	14 047	14 047	14 387	12	35 709	35 754	38 113
ITALY.....	-	-	-	-	2 524	99 003	99 960	103 066
JAPAN.....	2 777	42 725	42 760	45 136	13 073	219 436	219 777	227 144
OTH CTY.....	1	2 375	2 375	2 533	423	33 450	33 456	39 623
TOTAL.....	2 782	68 447	68 509	71 383	16 219	436 705	438 153	457 152
7114200	ENGINES, AIRCRAFT, NON-PISTON TYPE, EXCLUDING PARTS (NO)							
CANADA.....	67	5 694 011	5 591 758	5 601 855	714	25 276 711	24 690 676	24 738 342
U KING.....	25	21 801 298	21 801 300	21 923 495	101	103 286 301	103 233 111	103 816 857
FRANCE.....	1	138 040	138 040	139 090	20	737 419	737 419	744 049
W GERM.....	-	-	-	-	1	71 955	71 955	72 631
JAPAN.....	-	-	-	-	16	35 235	35 235	36 005
OTH CTY.....	-	-	-	-	21	28 050	28 050	29 296
TOTAL.....	93	27 633 349	27 531 098	27 664 440	873	129 435 671	128 796 446	129 437 180
7115010	ENGINES, INTERNAL COMBUSTION, PISTON-TYPE EXCLUDING PARTS, FOR AGRICULTURAL MACHINES (NO)							
CANADA.....	3	6 704	4 885	6 753	81	103 786	94 119	108 589
MEXICO.....	-	-	-	-	280	368 060	334 679	368 139
U KING.....	8 035	9 775 360	7 881 965	9 536 870	43 628	48 710 067	38 999 676	49 283 976
FRANCE.....	-	-	-	-	45	69 203	69 203	71 791
W GERM.....	190	303 470	303 943	310 081	3 106	4 760 386	4 770 949	4 871 166
OTH CTY.....	2	3 929	3 929	6 439	7	12 965	12 965	16 516
TOTAL.....	8 230	10 089 463	8 194 722	9 860 143	47 147	54 024 467	44 281 591	54 720 973
7115020	ENGINES, INTERNAL COMBUSTION, PISTON-TYPE COMPRESSION-IGNITION, EXCLUDING PARTS (NO)							
CANADA.....	35	32 531	25 859	32 823	95	268 785	259 539	273 197
MEXICO.....	5	23 436	23 436	23 436	137	271 095	206 998	207 026
SWEDEN.....	73	703 285	703 664	724 418	654	4 139 228	4 117 735	4 262 705
U KING.....	2 907	4 061 594	3 862 669	4 139 349	17 762	24 330 926	23 228 876	25 043 986
NETHLDs.....	39	65 267	65 267	67 402	319	1 199 979	1 199 979	1 241 352
FRANCE.....	-	-	-	-	463	638 431	639 107	658 005
W GERM.....	1 067	2 217 779	2 197 635	3 074 780	7 432	14 580 658	14 369 531	15 624 350
SWITZLD.....	-	-	-	-	165	148 803	148 803	160 688
SPAIN.....	26	123 623	123 623	126 196	140	241 782	241 782	247 825
ITALY.....	524	507 109	505 898	528 851	1 439	1 785 966	1 779 722	1 898 032
JAPAN.....	89	75 107	70 229	77 511	2 211	2 082 759	2 062 198	2 185 517
OTH CTY.....	7	9 359	9 097	10 496	30	44 214	43 748	50 093
TOTAL.....	4 772	7 819 090	7 587 377	8 805 262	30 847	49 732 620	48 318 018	51 852 776

Table 2. Schedule A Commodity by Country of Origin, Customs, F.a.s., and C.i.f. Values—Continued

(See "Explanation of Statistics" for information on coverage, definitions of Customs, f.a.s., and c.i.f. values, sources of error in the data, OTH CTY (other countries), and other definitions and features of the import statistics. Shipments valued less than \$251 are shown only under Schedule A commodity number 990.0000 and excluded from all other commodities.)

Country of origin	Schedule A commodity number, description and unit of quantity							
	Current month				Cumulative, January to date			
	Net quantity	Value (dollars)			Net quantity	Value (dollars)		
Customs		F.a.s.	C.i.f.	Customs		F.a.s.	C.i.f.	
7115030	ENGINES, INT COMB PISTON-TYPE, AUTO, BUS AND TRUCK, EXCLUDING COMPRESSION-IGNITION & PTS (NO)							
CANADA.....	102 765	44 437 565	43 989 916	44 851 137	432 046	185 986 293	182 523 282	186 550 172
MEXICO.....	3 609	2 469 700	2 481 448	2 481 448	18 374	12 124 094	12 278 861	12 280 220
SWEDEN.....	13	9 180	9 053	9 846	115	56 269	54 021	59 538
U KING.....	14	39 103	39 303	41 270	833	470 234	455 308	498 758
FRANCE.....	22	7 813	7 922	8 426	2 008	675 052	673 458	701 098
W GERM.....	6 858	2 236 305	2 235 735	2 315 120	34 659	11 269 677	11 227 480	11 913 005
SPAIN.....	850	64 337	64 337	68 163	850	64 337	64 337	68 163
ITALY.....	1	8 305	8 305	8 968	77	66 192	66 277	73 414
INDIA.....	-	-	-	-	40	101 400	101 400	117 615
JAPAN.....	110	45 193	43 727	47 755	858	328 876	322 914	354 224
OTH CTY.....	10	5 867	5 867	6 289	89	16 576	16 480	18 567
TOTAL.....	114 252	49 323 368	48 885 613	49 838 422	489 949	211 159 000	207 783 818	212 634 774
7115040	ENGINES, INTERNAL COMBUSTION, PISTON-TYPE NES, INCLUDING OUTBOARD MOTORS, EXCLUDING PARTS (NO)							
CANADA.....	2 165	1 010 433	813 169	1 011 230	10 492	3 382 114	2 802 003	3 122 706
MEXICO.....	534	160 987	168 120	168 120	4 214	1 180 870	1 273 564	1 273 564
SWEDEN.....	1 254	564 806	559 085	600 267	6 572	2 621 692	2 677 810	2 834 854
U KING.....	616	82 376	82 382	89 079	1 947	333 415	331 789	362 451
BELGIUM.....	229	13 681	13 687	14 892	600	276 049	276 055	295 507
FRANCE.....	90	41 264	41 264	43 252	228	268 337	268 337	276 095
W GERM.....	317	47 146	47 560	47 746	1 782	221 620	222 036	228 494
AUSTRIA.....	171	26 254	26 325	27 368	1 529	121 328	122 129	126 251
ITALY.....	529	130 402	130 402	134 128	10 120	2 557 388	2 557 388	2 627 228
JAPAN.....	10 537	1 979 303	1 979 307	2 016 216	78 227	9 418 064	9 414 324	9 778 693
OTH CTY.....	1	1 502	1 502	1 736	20 024	17 720	17 720	18 978
TOTAL.....	16 443	4 058 154	3 862 803	4 154 034	135 735	20 398 597	19 963 155	20 944 821
7115050	PARTS OF PISTON-TYPE INTERNAL COMBUSTION ENGINES EXCEPT PARTS OF COMPRESSION-IGNITION TYPE							
CANADA.....	-	5 377 837	5 358 524	5 414 282	-	41 461 682	41 050 779	41 588 265
MEXICO.....	-	661 609	692 723	682 351	-	4 170 038	4 457 020	4 430 344
BRAZIL.....	-	707 899	702 069	741 017	-	4 746 623	4 672 645	4 886 540
SWEDEN.....	-	208 692	205 925	222 321	-	1 208 514	1 193 514	1 285 260
NORWAY.....	-	8 830	8 746	9 093	-	91 004	90 920	93 817
DENMARK.....	-	14 369	14 369	15 732	-	151 015	151 014	159 896
U KING.....	-	698 932	786 024	831 689	-	4 745 883	4 980 059	5 481 891
NETHLD.....	-	14 609	14 608	16 210	-	49 692	49 494	56 009
BELGIUM.....	-	24 872	24 878	25 982	-	320 843	301 972	339 889
FRANCE.....	-	45 746	45 052	48 331	-	363 302	357 519	381 640
W GERM.....	-	2 891 726	2 679 675	3 005 822	-	16 426 495	15 325 316	17 555 948
AUSTRIA.....	-	62 830	63 068	64 277	-	728 021	733 477	740 965
SWITZLD.....	-	3 744	3 750	4 017	-	30 606	30 336	32 398
SPAIN.....	-	100 393	100 393	103 278	-	235 726	235 729	245 423
ITALY.....	-	411 219	410 416	507 396	-	3 334 705	3 034 400	3 737 943
ISRAEL.....	-	35 000	35 000	38 434	-	211 014	210 226	231 559
HG KONG.....	-	34 323	34 323	35 241	-	174 813	174 112	186 146
CHINA T.....	-	13 762	13 934	14 344	-	196 531	197 159	208 911
JAPAN.....	-	3 701 678	3 672 222	3 963 781	-	25 241 608	25 087 544	27 086 567
AUSTRAL.....	-	163 611	163 432	172 920	-	673 085	672 855	713 135
REP SAF.....	-	14 778	14 778	17 245	-	30 548	30 549	35 333
OTH CTY.....	-	24 125	24 439	28 077	-	125 380	125 205	143 869
TOTAL.....	-	15 220 584	15 068 348	15 961 840	-	104 717 128	103 161 844	109 621 748
7115060	PARTS, CAST-IRON, OF INTERNAL COMBUSTION ENGINES (LB)							
CANADA.....	1 340 383	339 627	350 739	350 759	37 517 931	9 237 207	9 284 494	9 284 514
MEXICO.....	254 978	114 734	116 453	116 453	2 214 803	857 738	864 710	864 710
BRAZIL.....	100 000	29 000	29 000	32 656	3 729 066	1 168 719	1 168 219	1 314 106
U KING.....	469 008	141 466	143 376	177 550	1 028 509	360 657	363 993	446 064
NETHLD.....	-	-	-	-	78 696	31 932	31 932	34 452
FRANCE.....	1 050 734	363 873	363 873	396 847	4 052 996	1 400 061	1 399 971	1 524 741
W GERM.....	1 300 015	444 582	446 952	484 407	7 221 899	2 706 735	2 712 349	2 900 295
JAPAN.....	-	-	-	-	225 312	65 722	66 322	74 421
OTH CTY.....	-	-	-	-	41 972	17 916	17 760	19 187
TOTAL.....	4 515 118	1 433 282	1 450 393	1 558 672	56 111 184	15 846 687	15 909 750	16 462 490
7115070	PARTS OF INTERNAL COMBUSTION ENGINES, NES							
CANADA.....	-	4 621 352	4 561 361	4 612 059	-	58 040 759	57 698 875	57 889 481
MEXICO.....	-	133 935	142 961	142 961	-	1 090 946	1 319 009	1 319 527
BRAZIL.....	-	42 759	42 718	44 664	-	171 377	153 013	171 315
SWEDEN.....	-	119 547	114 234	122 419	-	1 171 842	1 131 399	1 194 422
NORWAY.....	-	49 389	49 389	52 119	-	232 739	233 216	242 497
DENMARK.....	-	1 250	1 250	1 304	-	48 227	48 227	52 059
U KING.....	-	11 658 772	10 923 853	11 161 722	-	65 987 388	62 180 418	63 694 006
NETHLD.....	-	53 511	53 521	58 611	-	1 310 620	1 310 630	1 408 509
BELGIUM.....	-	137 077	137 077	143 917	-	586 564	586 262	613 139
FRANCE.....	-	565 090	565 071	585 430	-	3 318 041	3 323 706	3 459 895
W GERM.....	-	1 225 902	1 215 226	1 294 952	-	7 348 826	7 351 515	7 911 764
AUSTRIA.....	-	61 763	61 763	62 616	-	481 596	481 597	493 163
SWITZLD.....	-	736 901	523 795	537 136	-	3 352 023	2 783 066	2 880 269
SPAIN.....	-	228 751	229 119	253 075	-	769 011	770 646	870 176
ITALY.....	-	121 924	121 231	126 379	-	933 879	932 856	966 388
INDIA.....	-	-	-	-	-	158 584	158 572	185 055
CHINA T.....	-	642	642	685	-	62 180	62 180	65 268
JAPAN.....	-	2 627 331	2 592 764	2 784 912	-	19 755 520	19 193 628	20 988 222
AUSTRAL.....	-	127 591	81 231	84 187	-	584 232	532 444	559 470
OTH CTY.....	-	33 504	34 581	35 614	-	139 661	141 324	147 161
TOTAL.....	-	22 546 991	21 451 787	22 104 762	-	165 544 015	160 392 583	165 111 786

Table 2. **Schedule A Commodity by Country of Origin, Customs, F.a.s., and C.i.f. Values—Continued**

(See "Explanation of Statistics" for information on coverage, definitions of Customs, f.a.s., and c.i.f. values, sources of error in the data, OTH CTY (other countries), and other definitions and features of the import statistics. Shipments valued less than \$251 are shown only under Schedule A commodity number 990.0000 and excluded from all other commodities.)

Country of origin	Schedule A commodity number, description and unit of quantity							
	Current month				Cumulative, January to date			
	Net quantity	Value (dollars)			Net quantity	Value (dollars)		
Customs		F.a.s.	C.i.f.	Customs		F.a.s.	C.i.f.	
7116000	ENGINES, NON-PISTON TYPE, NES							(NO)
CANADA.....	980	1 633	1 633	1 633	991	1 217 796	1 219 712	1 219 815
SWEDEN.....	-	-	-	-	54	124 323	124 323	131 066
NORWAY.....	2	180 000	180 000	187 029	33	525 126	525 126	537 222
U KING.....	79	232 825	232 825	237 195	452	351 493	351 493	359 531
FRANCE.....	279	205 375	205 375	208 361	444	719 044	720 361	735 184
W GERM.....	69	65 330	65 330	68 027	89	76 253	76 253	80 475
SWITZLD.....	1	3 239	3 239	3 326	10	116 224	116 224	125 951
JAPAN.....	1 420	362 798	362 798	370 988	3 196	1 550 531	1 506 091	1 563 971
OTH CTY.....	1	925	925	1 120	2	1 268	1 268	1 515
TOTAL.....	2 831	1 052 125	1 052 125	1 077 679	5 271	4 682 058	4 640 851	4 754 730
7118120	WATER ENGINES NES, WATER WHEELS AND WATER TURBINES							(NO)
SWEDEN.....	-	-	-	-	12	167 442	167 442	177 955
OTH CTY.....	5	3 867	3 867	4 226	24	38 584	38 584	39 886
TOTAL.....	5	3 867	3 867	4 226	36	206 026	206 026	217 841
7118140	PARTS, INCLUDING GOVERNORS, OF WATER ENGINES NES, WATER WHEELS AND WATER TURBINES							(NO)
CANADA.....	-	3 976	3 976	3 976	-	267 221	175 156	175 196
SWEDEN.....	-	304	304	485	-	227 795	227 795	243 069
U KING.....	-	-	-	-	-	45 922	45 379	46 856
SWITZLD.....	-	-	-	-	-	46 202	46 202	50 693
JAPAN.....	-	-	-	-	-	194 135	194 135	228 050
OTH CTY.....	-	1 781	1 781	1 811	-	21 843	21 843	22 440
TOTAL.....	-	6 061	6 061	6 272	-	803 118	710 510	766 304
7118800	ENGINES AND MOTORS, NES, NONELECTRIC, INCLUDING PARTS							(NO)
CANADA.....	-	19 633	19 734	19 751	-	164 110	164 810	165 856
ARGENT.....	-	33 416	33 416	34 946	-	33 416	33 416	34 946
SWEDEN.....	-	318 161	318 161	328 464	-	1 543 559	1 500 736	1 542 143
NORWAY.....	-	-	-	-	-	38 919	37 517	38 118
U KING.....	-	386 594	338 303	353 637	-	2 145 171	1 965 824	2 036 048
FRANCE.....	-	103 359	103 359	105 952	-	469 254	469 257	482 133
W GERM.....	-	17 011	17 036	17 417	-	165 376	163 393	172 033
AUSTRIA.....	-	-	-	-	-	916 350	920 350	932 988
ITALY.....	-	24 313	24 374	26 281	-	123 772	125 245	129 673
JAPAN.....	-	53 425	53 425	54 702	-	132 631	132 647	136 683
AUSTRAL.....	-	-	-	-	-	59 978	59 978	61 168
OTH CTY.....	-	6 098	5 909	5 592	-	41 161	40 411	44 618
TOTAL.....	-	962 010	913 717	947 742	-	5 833 697	5 613 584	5 776 407
7121010	PLOWS AND LISTERS							(NO)
CANADA.....	1 095	1 522 210	1 381 755	1 543 608	5 828	7 513 588	6 717 661	7 618 901
SWEDEN.....	-	-	-	-	112	111 610	111 877	116 326
NORWAY.....	54	109 461	109 461	117 476	307	371 165	371 272	400 579
U KING.....	-	-	-	-	50	44 678	44 678	49 800
JAPAN.....	-	-	-	-	8 000	107 318	107 318	121 172
OTH CTY.....	1	1 029	1 046	1 046	46	25 476	25 493	27 045
TOTAL.....	1 150	1 632 700	1 492 262	1 662 130	14 343	8 173 835	7 378 299	8 333 823
7121020	CULTIVATORS AND WEEDERS							(NO)
CANADA.....	1 218	2 251 105	2 142 337	2 275 621	8 464	12 355 539	11 613 170	12 501 634
BRAZIL.....	-	-	-	-	36	37 908	37 908	41 867
DENMARK.....	10	7 245	7 284	7 534	8 483	1 198 598	1 200 179	1 313 297
U KING.....	87	88 609	88 609	95 851	505	514 454	514 454	561 411
FRANCE.....	22	18 596	18 596	19 640	306	207 539	207 539	225 305
W GERM.....	1	499	540	540	2 962	202 082	204 806	223 563
POLAND.....	-	-	-	-	135	39 150	39 150	43 610
SPAIN.....	-	-	-	-	223	171 994	172 014	192 185
ITALY.....	10	3 686	3 686	3 935	487	253 216	253 280	277 859
JAPAN.....	30	15 288	15 288	16 590	335	75 182	75 182	81 913
TOTAL.....	1 378	2 385 028	2 276 340	2 419 711	21 936	15 055 662	14 317 682	15 462 644
7121030	PARTS OF PLOWS, LISTERS, CULTIVATORS AND WEEDERS							(NO)
CANADA.....	-	1 678 960	1 470 340	1 675 459	-	7 989 332	6 976 265	8 038 566
MEXICO.....	-	60 532	61 076	61 251	-	350 937	350 037	350 212
SWEDEN.....	-	311	336	336	-	48 485	48 726	49 685
NORWAY.....	-	10 041	10 080	10 606	-	309 842	309 919	343 076
DENMARK.....	-	79 236	79 305	83 976	-	1 283 593	1 298 285	1 411 501
U KING.....	-	160 082	160 082	171 350	-	883 772	883 772	951 840
FRANCE.....	-	43 317	43 317	52 279	-	73 131	73 131	88 694
W GERM.....	-	761	761	941	-	873 125	874 693	931 265
SPAIN.....	-	-	-	-	-	46 654	46 654	52 511
ITALY.....	-	24 414	24 414	28 615	-	65 883	65 883	74 703
JAPAN.....	-	-	-	-	-	126 708	120 442	133 664
AUSTRAL.....	-	36 953	36 953	40 697	-	232 449	232 466	258 209
REP SAF.....	-	119 838	119 838	146 321	-	1 318 313	1 313 627	1 642 926
OTH CTY.....	-	1 738	1 739	2 316	-	41 759	37 455	47 524
TOTAL.....	-	2 216 183	2 008 241	2 274 147	-	13 643 983	12 631 355	14 374 376
7121040	HARROWS, ROLLERS, STALK CUTTERS AND SOIL PULVERIZERS							(NO)
CANADA.....	1 285	847 645	755 445	851 685	5 169	4 311 535	3 858 433	4 361 266

Table 2. Schedule A Commodity by Country of Origin, Customs, F.a.s., and C.i.f. Values—Continued

(See "Explanation of Statistics" for information on coverage, definitions of Customs, f.a.s., and c.i.f. values, sources of error in the data, OTH CTY (other countries), and other definitions and features of the import statistics. Shipments valued less than \$251 are shown only under Schedule A commodity number 990.0000 and excluded from all other commodities.)

Country of origin	Schedule A commodity number, description and unit of quantity							
	Current month				Cumulative, January to date			
	Net quantity	Value (dollars)			Net quantity	Value (dollars)		
Customs		F.a.s.	C.i.f.	Customs		F.a.s.	C.i.f.	
U KING.....	689	64 503	64 503	74 917	7 355	607 418	607 418	709 893
NETHLDS.....	60	129 527	129 527	137 909	2 794	6 670 550	6 701 110	7 138 467
FRANCE.....	39	36 097	36 097	37 687	39	36 097	36 097	37 687
W GERM.....	-	-	-	-	211	101 161	101 161	107 474
SPAIN.....	-	-	-	-	43	32 692	32 692	35 130
ITALY.....	-	-	-	-	104	75 698	75 698	88 345
OTH CTY.....	68	20 180	20 190	22 447	290	31 702	32 525	36 375
TOTAL.....	2 141	1 097 952	1 005 762	1 124 645	16 005	11 866 853	11 445 134	12 514 637
7121050	PLANTING, SEEDING, AND FERTILIZING MACHINES				(NO)			
CANADA.....	1 133	2 017 085	1 921 169	2 025 806	8 928	13 228 144	12 425 037	13 363 635
DENMARK.....	102	17 501	18 718	19 918	1 641	226 703	228 247	245 632
U KING.....	-	-	-	-	152	137 341	133 105	146 285
NETHLDS.....	19	40 190	40 972	45 369	2 400	792 912	794 856	900 922
FRANCE.....	43	51 454	51 454	55 696	837	304 224	299 022	322 299
W GERM.....	192	24 467	24 467	27 117	2 043	430 510	430 510	458 338
ITALY.....	200	32 286	32 286	35 930	310	51 866	51 866	56 630
OTH CTY.....	2	2 634	2 634	2 634	28	43 364	43 364	48 143
TOTAL.....	1 691	2 185 617	2 091 700	2 212 470	16 339	15 215 064	14 406 007	15 541 884
7122010	HAYING MACHINES, OTHER THAN MOWERS				(NO)			
CANADA.....	277	534 826	481 220	540 653	3 576	5 707 661	4 689 413	5 781 629
DENMARK.....	17	9 845	9 871	9 871	74	39 589	39 681	42 207
U KING.....	-	-	-	-	21	56 803	56 803	71 258
NETHLDS.....	147	110 655	110 845	116 533	588	453 185	463 393	490 263
FRANCE.....	6	7 902	7 922	7 922	251	167 772	167 812	172 478
W GERM.....	-	-	-	-	1 229	777 815	779 011	823 161
SPAIN.....	70	24 720	24 720	31 519	994	328 213	328 213	416 265
JAPAN.....	-	-	-	-	509	65 445	66 724	74 019
OTH CTY.....	-	-	-	-	60	15 540	15 540	16 998
TOTAL.....	517	687 948	634 578	706 498	7 302	7 612 023	6 606 590	7 888 278
7122020	MOWERS, EXCEPT LAWN MOWERS				(NO)			
CANADA.....	733	655 509	653 548	662 091	7 055	5 272 732	5 002 156	5 334 116
SWEDEN.....	30	15 147	15 147	16 368	130	61 716	61 716	69 092
DENMARK.....	54	33 115	33 115	36 291	275	214 420	214 420	235 252
U KING.....	12	22 589	23 560	24 870	130	232 972	233 943	254 125
NETHLDS.....	133	193 598	193 664	206 197	583	728 315	729 293	791 308
FRANCE.....	88	98 203	98 203	102 685	197	184 506	184 506	194 913
W GERM.....	37	36 308	36 308	38 752	539	855 361	855 860	910 771
JAPAN.....	-	-	-	-	15	31 780	31 780	34 950
TOTAL.....	1 087	1 054 469	1 053 545	1 087 254	8 924	7 581 802	7 313 674	7 824 527
7122030	HARVESTING MACHINES NES				(NO)			
CANADA.....	2 113	15 617 240	13 390 406	15 582 625	10 002	102 234 228	87 995 907	102 634 217
U KING.....	2	16 302	16 341	17 834	3	55 963	56 002	63 623
NETHLDS.....	1	909	933	933	394	45 687	45 711	48 715
BELGIUM.....	175	2 372 748	2 387 490	2 585 764	768	10 059 624	10 099 264	10 957 163
FRANCE.....	-	-	-	-	449	228 529	213 071	240 045
W GERM.....	18	208 804	212 657	230 144	552	3 192 426	3 258 848	3 544 167
POLAND.....	-	-	-	-	345	2 414 460	2 414 460	2 654 285
JAPAN.....	1 767	29 789	29 789	33 449	8 910	139 592	142 762	160 091
AUSTRAL.....	-	-	-	-	6	261 325	261 325	283 027
OTH CTY.....	-	-	-	-	11	38 082	41 528	46 323
TOTAL.....	4 076	18 245 792	16 037 616	18 450 749	21 440	118 669 916	104 528 878	120 631 656
7122040	PARTS OF AGRICULTURAL MACHINERY AND EQUIPMENT, NES				(NO)			
CANADA.....	-	9 988 059	7 872 656	10 018 042	-	59 551 188	47 585 203	60 075 428
MEXICO.....	-	352 052	356 415	356 415	-	1 605 646	1 615 227	1 617 015
PERU.....	-	10 200	10 200	11 506	-	31 740	31 740	40 277
BRAZIL.....	-	12 400	12 400	13 089	-	85 467	85 467	90 365
ARGENT.....	-	-	-	-	-	316 538	316 538	351 787
SWEDEN.....	-	7 489	7 870	8 137	-	337 348	337 208	354 722
NORWAY.....	-	-	-	-	-	245 973	245 973	263 164
DENMARK.....	-	164 591	162 695	174 299	-	910 185	906 111	970 507
U KING.....	-	623 512	614 386	664 564	-	3 212 733	3 215 365	3 490 901
NETHLDS.....	-	163 682	164 449	200 110	-	883 382	884 838	1 038 036
BELGIUM.....	-	10 041	10 098	11 244	-	297 156	297 828	325 162
FRANCE.....	-	241 516	227 550	252 344	-	1 331 697	1 291 124	1 400 765
W GERM.....	-	380 583	379 684	402 663	-	3 652 515	3 687 976	3 911 042
AUSTRIA.....	-	1 641	1 641	1 948	-	57 031	58 408	61 038
SWITZLD.....	-	-	-	-	-	105 762	105 762	107 112
POLAND.....	-	125 804	125 804	135 691	-	126 876	126 876	137 218
SPAIN.....	-	389 238	389 238	403 145	-	1 587 216	1 587 213	1 670 386
ITALY.....	-	40 411	40 411	49 684	-	277 656	277 716	326 473
INDIA.....	-	31 020	31 020	33 004	-	165 362	165 362	210 540
CHINA T.....	-	13 781	14 121	21 295	-	96 419	97 038	134 914
JAPAN.....	-	58 472	58 509	64 821	-	614 422	615 299	658 151
AUSTRAL.....	-	102 151	102 151	110 954	-	1 246 317	1 246 546	1 361 672
N ZEAL.....	-	1 669	1 669	1 805	-	267 759	266 817	283 053
REP SAF.....	-	3 559	3 559	5 997	-	164 414	162 437	202 087
OTH CTY.....	-	15 131	15 131	19 777	-	85 965	85 965	104 669
TOTAL.....	-	12 737 002	10 601 657	12 960 534	-	77 256 767	65 296 037	79 186 484

Table 2. Schedule A Commodity by Country of Origin, Customs, F.a.s., and C.i.f. Values—Continued

(See "Explanation of Statistics" for information on coverage, definitions of Customs, f.a.s., and c.i.f. values, sources of error in the data, OTH CTY (other countries), and other definitions and features of the import statistics. Shipments valued less than \$251 are shown only under Schedule A commodity number 990.0000 and excluded from all other commodities.)

Country of origin	Schedule A commodity number, description and unit of quantity							
	Current month				Cumulative, January to date			
	Net quantity	Value (dollars)			Net quantity	Value (dollars)		
Customs		F.a.s.	C.i.f.	Customs		F.a.s.	C.i.f.	
7122050	LAWN MOWERS AND PARTS							
CANADA.....	-	66 399	66 987	66 987	-	231 841	233 934	233 961
SWEDEN.....	-	19 209	19 209	19 346	-	98 360	76 620	84 174
U KING.....	-	18 207	18 207	19 585	-	416 955	417 629	461 726
W GERM.....	-	-	-	-	-	156 678	156 053	175 405
AUSTRAL.....	-	-	-	-	-	154 765	154 765	167 137
OTH CTY.....	-	-	-	-	-	62 146	62 146	66 235
TOTAL.....	-	103 815	104 403	105 918	-	1 120 745	1 101 147	1 188 638
7123100	CREAM SEPARATORS (NO)							
W GERM.....	-	-	-	-	2	134 986	91 709	136 032
OTH CTY.....	-	-	-	-	6	25 140	25 149	25 161
TOTAL.....	-	-	-	-	8	160 126	116 858	161 193
7125010	TRACTORS, WHEEL, EX GARDEN, NEW, SUITABLE FOR AGRI USE, UNDER 35 BELT HORSEPOWER (NO)							
U KING.....	1	2 625	2 625	2 931	44	163 482	164 624	172 802
W GERM.....	144	731 262	731 262	762 578	1 149	5 727 293	5 731 093	5 979 443
JAPAN.....	192	508 709	508 709	534 685	939	2 516 429	2 520 754	2 647 135
OTH CTY.....	2	8 850	8 876	8 876	35	20 824	20 910	21 038
TOTAL.....	339	1 251 446	1 251 472	1 309 070	2 167	8 428 028	8 437 381	8 820 418
7125020	TRACTORS, WHEEL, EX GARDEN, NEW, SUITABLE FOR AGRI USE, 35 BELT HORSEPOWER OR OVER (NO)							
CANADA.....	137	3 853 157	3 857 046	3 857 046	988	28 052 930	28 106 345	28 106 345
U KING.....	536	2 540 255	2 542 778	2 684 915	3 118	14 584 965	14 602 633	15 454 217
BELGIUM.....	1	4 741	4 761	4 935	184	834 717	836 896	870 447
FRANCE.....	1	36 451	36 451	37 719	2	41 613	41 689	42 957
W GERM.....	510	3 588 705	3 588 605	3 702 826	2 522	15 451 524	15 452 105	16 022 737
POLAND.....	32	131 084	131 084	139 968	370	1 465 095	1 465 095	1 567 023
USSR.....	193	472 683	472 683	491 354	412	1 026 165	1 026 639	1 204 991
ITALY.....	70	310 345	312 881	340 587	659	2 524 013	2 526 580	2 798 698
ROMANIA.....	394	922 042	922 042	1 034 093	2 150	4 232 985	4 232 985	4 716 889
JAPAN.....	9	132 761	132 761	137 451	305	1 278 508	1 278 508	1 371 383
OTH CTY.....	-	-	-	-	3	14 331	14 341	14 341
TOTAL.....	1 883	11 992 224	12 001 092	12 430 894	10 713	69 506 846	69 583 816	72 170 028
7125030	TRACTORS, TRACK LAYING, INCLUDING HALF TRACK, NEW, SUITABLE FOR AGRICULTURAL USE (NO)							
CANADA.....	16	200 689	203 299	201 471	109	1 229 269	1 252 716	1 236 009
FRANCE.....	6	198 320	198 319	206 388	37	1 028 350	1 029 931	1 073 685
CZECHO.....	-	-	-	-	1	94 268	94 288	94 288
JAPAN.....	31	427 811	433 185	454 747	79	1 169 625	1 182 316	1 241 697
OTH CTY.....	-	-	-	-	6	23 526	23 526	25 014
TOTAL.....	53	826 820	834 803	862 606	232	3 545 038	3 582 777	3 670 693
7125040	TRACTORS, NES, NEW, SUITABLE FOR AGRICULTURAL USE (NO)							
CANADA.....	37	407 104	355 722	409 193	192	2 059 335	1 821 112	2 075 110
U KING.....	140	602 091	602 852	648 924	1 063	4 345 935	4 379 436	4 676 189
FRANCE.....	-	-	-	-	29	515 096	515 096	542 957
W GERM.....	162	816 351	816 351	845 081	1 804	9 340 316	9 340 328	9 669 004
USSR.....	27	69 452	69 452	92 063	111	210 201	210 201	287 827
ITALY.....	16	70 191	70 191	75 561	257	1 633 198	1 634 419	1 739 532
JAPAN.....	622	171 580	171 580	185 580	3 216	3 692 104	3 692 209	4 100 711
OTH CTY.....	-	-	-	-	5	28 436	28 668	28 668
TOTAL.....	1 004	2 136 769	2 086 148	2 256 402	6 677	21 824 621	21 621 469	23 119 998
7125050	TRACTORS, USED, SUITABLE FOR AGRICULTURAL USE (NO)							
CANADA.....	89	222 652	225 178	242 352	509	742 096	755 824	772 965
U KING.....	90	185 759	185 902	213 632	508	1 175 773	1 174 491	1 356 975
W GERM.....	3	19 400	19 440	19 440	11	49 237	49 408	49 408
JAPAN.....	13	190 256	190 406	200 584	49	905 746	906 196	967 229
OTH CTY.....	-	-	-	-	3	16 238	16 272	16 560
TOTAL.....	195	618 067	620 926	676 008	1 080	2 889 090	2 902 191	3 163 137
7125055	TRACTORS, EXCEPT ROAD AND AGRICULTURAL, TRACKLAYING TYPE, INCLUDING HALF-TRACK (NO)							
CANADA.....	-	-	-	-	-	98 297	100 279	100 279
U KING.....	-	-	-	-	-	68 305	68 305	72 066
ITALY.....	-	-	-	-	-	30 186	30 186	30 931
JAPAN.....	-	219 753	219 753	235 783	-	9 332 899	9 336 300	9 991 410
OTH CTY.....	-	-	-	-	-	20 450	20 450	21 273
TOTAL.....	-	219 753	219 753	235 783	-	9 550 137	9 555 520	10 215 959
7125065	TRACTORS AND PARTS, NSPF, EXCEPT ROAD AND AGRICULTURAL							
CANADA.....	-	2 337 680	2 264 912	2 340 768	-	10 893 423	10 487 483	10 877 045
MEXICO.....	-	14 090	14 090	14 090	-	55 276	55 365	55 365
U KING.....	-	1 402 027	1 364 893	1 453 703	-	8 209 231	5 104 479	5 542 043
NETHLS.....	-	-	-	-	-	77 194	77 194	77 580
BELGIUM.....	-	93 739	94 187	98 669	-	514 158	511 325	546 122
FRANCE.....	-	151 785	152 099	161 324	-	816 128	816 237	889 325
W GERM.....	-	424 475	424 512	462 159	-	3 328 840	3 327 708	3 609 780
SPAIN.....	-	32 511	32 511	34 500	-	160 001	160 001	171 972
PORTUGL.....	-	670	670	734	-	47 642	47 642	58 214
ITALY.....	-	2 305 943	2 190 481	2 338 280	-	12 904 450	12 431 507	13 296 279

Table 2. Schedule A Commodity by Country of Origin, Customs, F.a.s., and C.i.f. Values—Continued

(See "Explanation of Statistics" for information on coverage, definitions of Customs, f.a.s., and c.i.f. values, sources of error in the data, OTH CTY (other countries), and other definitions and features of the import statistics. Shipments valued less than \$251 are shown only under Schedule A commodity number 990.0000 and excluded from all other commodities.)

Country of origin	Schedule A commodity number, description and unit of quantity							
	Current month				Cumulative, January to date			
	Net quantity	Value (dollars)			Net quantity	Value (dollars)		
Customs		F.a.s.	C.i.f.	Customs		F.a.s.	C.i.f.	
JAPAN.....	-	5 257 859	4 833 461	5 687 435	-	36 869 295	32 153 967	39 704 310
AUSTRAL.....	-	-	-	-	-	50 724	50 724	60 700
REP SAF.....	-	7 762	7 762	10 061	-	43 363	43 267	56 525
OTH CTY.....	-	16 837	16 837	19 021	-	90 714	90 724	99 454
TOTAL.....	-	12 045 378	11 396 415	12 620 744	-	72 060 439	66 357 623	76 044 714
7128000	AGRICULTURAL MACHINERY, IMPLEMENTS AND EQUIPMENT, NES							
CANADA.....	-	2 118 327	2 082 202	2 138 118	-	13 916 890	13 844 030	14 088 293
MEXICO.....	-	84 249	84 249	84 269	-	464 647	464 753	464 773
HONDURA.....	-	13 318	13 318	19 530	-	42 624	42 624	58 148
COLOMB.....	-	-	-	-	-	169 978	169 978	194 951
BRAZIL.....	-	-	-	-	-	45 880	45 880	48 545
SWEDEN.....	-	38 634	38 634	40 497	-	100 396	100 547	109 124
DENMARK.....	-	13 600	13 600	14 800	-	41 961	41 971	45 300
U KING.....	-	122 385	122 385	131 447	-	1 058 129	1 056 766	1 174 956
NETHLDs.....	-	109 313	109 500	122 975	-	475 671	475 960	529 006
BELGIUM.....	-	29 203	29 203	31 694	-	75 106	75 106	81 083
FRANCE.....	-	112 133	112 143	117 637	-	1 147 429	1 148 838	1 227 829
W GERM.....	-	77 210	77 210	84 042	-	792 109	792 860	862 103
POLAND.....	-	-	-	-	-	61 729	61 729	66 151
SPAIN.....	-	6 350	6 350	7 450	-	140 403	140 349	153 724
ITALY.....	-	14 439	14 439	17 639	-	52 273	52 348	63 946
ISRAEL.....	-	4 912	4 912	5 379	-	116 818	116 706	140 821
MALAYSIA.....	-	51 014	51 014	89 558	-	227 192	227 192	350 247
HG KONG.....	-	7 535	7 535	8 841	-	31 689	31 689	36 047
CHINA T.....	-	54 449	52 003	61 569	-	413 579	411 582	537 510
JAPAN.....	-	25 446	25 960	33 808	-	383 190	375 057	460 110
AUSTRAL.....	-	-	-	-	-	38 882	38 993	49 872
N ZEAL.....	-	17 632	17 776	19 290	-	214 481	214 733	229 772
OTH CTY.....	-	40 746	40 746	58 760	-	89 194	89 214	122 271
TOTAL.....	-	2 940 895	2 903 179	3 087 303	-	20 100 250	20 018 905	21 094 582
7141020	TYPEWRITERS, PORTABLE, NON-AUTOMATIC, NON-CALCULATING							(NO)
SWEDEN.....	-	-	-	-	1 141	184 114	184 114	195 314
U KING.....	20 605	273 910	273 915	288 841	96 993	2 534 021	2 534 093	2 646 270
NETHLDs.....	1 779	518 751	518 751	525 796	4 452	721 138	721 138	732 506
FRANCE.....	-	-	-	-	994	112 072	112 837	114 404
W GERM.....	4 756	738 404	738 859	755 961	31 813	4 382 209	4 383 724	4 492 788
SPAIN.....	18 075	850 108	850 108	897 362	56 427	2 495 292	2 495 292	2 670 717
PORTUGL.....	3 100	120 900	120 900	129 004	27 354	1 062 152	1 062 152	1 133 440
ITALY.....	-	-	-	-	707	99 125	99 125	103 460
SINGAPR.....	88	4 896	5 034	6 568	32 762	2 068 573	2 068 858	2 160 135
HG KONG.....	-	-	-	-	10 037	81 390	83 811	90 794
JAPAN.....	37 267	1 863 171	1 875 144	1 995 732	240 194	9 994 199	10 425 779	10 702 746
OTH CTY.....	20	1 224	1 254	1 601	1 356	73 794	74 033	83 895
TOTAL.....	85 690	4 371 364	4 383 965	4 600 865	504 230	23 808 079	24 244 956	25 126 469
7141040	TYPEWRITERS, NON-AUTOMATIC, NONCALCULATING, ELECTRIC							(NO)
CANADA.....	292	33 819	33 962	34 137	3 959	580 802	581 978	586 824
MEXICO.....	-	-	-	-	868	309 258	291 027	317 194
SWEDEN.....	1 876	355 611	355 602	365 674	9 362	1 837 813	1 837 804	1 889 078
U KING.....	-	-	-	-	16 559	3 131 939	3 132 188	3 238 127
NETHLDs.....	1 536	618 206	618 206	623 883	5 385	1 687 513	1 687 513	1 717 383
W GERM.....	15 300	5 058 264	5 059 799	5 061 280	77 055	24 756 583	24 763 569	25 166 835
SWITZLD.....	-	-	-	-	1 164	162 001	162 001	165 781
ITALY.....	7 807	1 091 635	1 091 635	1 115 604	45 828	6 166 644	6 166 644	6 314 580
JAPAN.....	1 366	142 579	142 579	152 621	5 816	523 986	523 986	560 669
OTH CTY.....	-	-	-	-	560	37 712	37 712	40 408
TOTAL.....	28 177	7 300 114	7 301 783	7 353 199	166 556	39 188 251	39 184 422	39 996 879
7141060	TYPEWRITERS, NON-AUTOMATIC, NONCALCULATING, NONELECTRIC							(NO)
CANADA.....	303	21 549	21 569	21 569	595	44 437	44 517	44 923
SWEDEN.....	-	-	-	-	714	89 779	89 779	93 002
U KING.....	5 361	568 725	568 825	597 871	34 979	3 718 222	3 718 323	3 873 579
W GERM.....	7 908	1 490 169	1 491 719	1 529 312	37 925	6 562 343	6 567 707	6 751 314
ITALY.....	3 218	392 391	392 391	400 232	4 438	525 983	525 983	539 122
JAPAN.....	1	431	431	510	952	33 533	33 533	35 637
OTH CTY.....	1	434	434	471	13	1 888	1 888	2 178
TOTAL.....	16 792	2 473 699	2 475 369	2 549 965	79 616	10 976 185	10 981 730	11 339 755
7141080	TYPEWRITERS, NON-CALCULATING NES, AND NUMBERING, DATING, AND CHECK-WRITING MACHINES							(NO)
CANADA.....	130	83 471	76 696	83 745	4 983	1 065 875	979 184	1 076 432
SWEDEN.....	-	-	-	-	91	49 341	49 341	49 879
U KING.....	721	5 863	5 874	6 029	5 097	33 526	33 552	34 560
W GERM.....	1 204	1 614	1 613	1 690	17 476	103 797	103 317	108 354
ITALY.....	135	426 700	426 700	435 659	753	2 163 157	2 167 150	2 227 377
JAPAN.....	125	10 450	10 467	11 359	25 101	221 721	195 678	221 828
OTH CTY.....	45	699	699	734	2 507	24 643	24 082	26 235
TOTAL.....	2 360	528 797	522 049	539 216	56 008	3 662 060	3 552 304	3 744 665
7142005	CALCULATING MACHINES EMPL. SOLID-STATE CIRCUITRY IN THE CALCULATING MECH., ELECTRONIC							(NO)
CANADA.....	27 546	386 837	383 870	388 986	70 469	1 043 618	1 030 633	1 047 063
MEXICO.....	95 075	3 433 809	3 294 749	3 429 695	842 312	28 025 754	27 071 284	28 030 032
BRAZIL.....	2 610	102 205	102 206	103 350	163 177	5 137 704	5 137 706	5 186 179

Table 2. Schedule A Commodity by Country of Origin, Customs, F.a.s., and C.i.f. Values—Continued

(See "Explanation of Statistics" for information on coverage, definitions of Customs, f.a.s., and c.i.f. values, sources of error in the data, OTH CTY (other countries), and other definitions and features of the import statistics. Shipments valued less than \$251 are shown only under Schedule A commodity number 990.0000 and excluded from all other commodities.)

Country of origin	Schedule A commodity number, description and unit of quantity							
	Current month				Cumulative, January to date			
	Net quantity	Value (dollars)			Net quantity	Value (dollars)		
Customs		F.a.s.	C.i.f.	Customs		F.a.s.	C.i.f.	
ARGENT.....	916	34 889	34 789	37 301	9 111	410 525	401 473	436 627
SWEDEN.....	-	-	-	-	1 947	293 747	293 747	300 356
U KING.....	2 740	32 052	32 052	33 352	86 191	1 969 630	2 063 205	2 053 440
NETHLD.S.....	4 000	283 440	283 440	285 122	4 500	309 795	309 795	312 531
W GERM.....	896	106 259	106 259	109 768	3 357	214 056	214 202	220 041
SPAIN.....	-	-	-	-	2 000	45 000	45 000	45 087
ITALY.....	5	1 547	1 547	1 713	21 525	1 053 556	1 053 556	1 080 943
MALAYSA.....	102 943	1 856 019	1 856 134	1 912 427	488 019	8 054 876	8 065 109	8 364 664
SINGAPR.....	1 339	48 301	48 304	50 800	76 968	1 053 808	1 054 084	1 077 050
KOR REP.....	10 590	184 002	184 002	189 319	100 176	2 798 733	2 796 783	2 894 251
HG KONG.....	84 760	1 101 649	1 102 543	1 147 817	250 349	3 277 902	3 281 656	3 421 494
CHINA T.....	73 079	706 468	694 581	731 771	342 387	3 649 170	3 626 021	3 826 063
JAPAN.....	563 594	8 788 475	8 572 903	9 106 573	3 070 027	55 292 081	54 397 307	58 003 312
OTH CTY.....	1	964	964	1 002	652	61 116	61 116	67 112
TOTAL.....	970 094	17 066 916	16 698 343	17 528 996	5 533 167	112 703 071	110 902 677	116 366 245
7142015	CALCULATING MACHINES FOR MULTIPLYING AND DIVIDING, TEN-KEYBD., EXCLUDING SOLID-STATE							(NO)
MEXICO.....	1 350	123 919	123 919	128 240	1 142	342 961	342 961	347 282
ARGENT.....	7 703	269 584	269 584	288 302	51 176	2 115 513	2 078 724	2 226 466
W GERM.....	2 377	405 129	405 350	414 458	10 963	2 008 516	2 017 578	2 070 919
SWITZLD.....	-	-	-	-	1 790	286 892	286 892	293 122
ITALY.....	1 499	210 112	210 112	213 873	42 603	4 583 468	4 579 826	4 779 539
KOR REP.....	-	-	-	-	2 992	246 316	246 316	253 223
HG KONG.....	1 110	96 427	96 427	99 422	5 150	476 257	476 257	490 700
CHINA T.....	-	-	-	-	2 150	62 330	62 330	63 974
JAPAN.....	18 749	861 182	869 638	922 919	124 435	7 733 089	7 766 104	8 195 032
OTH CTY.....	228	9 962	9 962	11 462	827	48 085	47 895	51 189
TOTAL.....	33 016	1 976 315	1 984 992	2 078 676	250 228	17 903 427	17 924 883	18 771 446
7142025	CALCULATING MACHINES FOR MULT. AND DIVIDING, TEN-KEYKYBD., NON-PRINT., EXCL. SOLID- STATE							(NO)
BRAZIL.....	-	-	-	-	5 148	302 117	302 746	321 445
U KING.....	-	-	-	-	2 585	189 718	189 718	196 277
ITALY.....	-	-	-	-	3 120	98 280	98 280	103 708
JAPAN.....	-	-	-	-	18 736	356 016	356 096	378 611
OTH CTY.....	25	313	313	374	805	21 916	21 916	22 082
TOTAL.....	25	313	313	374	30 394	968 047	968 756	1 022 123
7142035	CALCULATING MACH. FOR MULT. AND DIVIDING, NES, INCL. FULL KYBD. EXCL. SOLID-STATE							(NO)
CANADA.....	10	1 150	1 150	1 162	2 079	39 277	38 794	39 412
MEXICO.....	-	-	-	-	6 501	205 490	205 490	207 430
SWEDEN.....	285	55 682	53 682	54 728	1 488	195 797	193 777	197 442
U KING.....	862	146 950	147 215	150 834	3 209	511 850	515 971	522 771
FRANCE.....	2 894	565 783	567 877	584 113	19 245	3 312 357	3 322 582	3 402 925
SINGAPR.....	150	30 063	30 063	31 239	1 180	72 760	72 760	76 198
HG KONG.....	9 509	171 090	171 090	178 024	72 132	1 432 933	1 432 956	1 506 356
CHINA T.....	10 004	214 284	163 429	167 544	20 629	391 069	340 214	350 676
JAPAN.....	36 227	1 045 421	1 046 340	1 089 644	312 066	5 508 270	5 514 069	6 191 491
OTH CTY.....	23	571	571	641	2 070	41 726	41 746	43 369
TOTAL.....	59 964	2 230 994	2 181 417	2 257 929	440 599	11 711 529	11 678 359	12 538 070
7142040	CASH REGISTERS							(NO)
SWEDEN.....	1 597	755 294	755 294	772 736	15 530	7 117 139	7 058 366	7 289 206
U KING.....	33	14 701	14 701	15 854	215	110 900	110 904	116 798
W GERM.....	2	2 761	2 761	2 855	1 218	1 577 896	1 577 818	1 597 506
ITALY.....	220	87 198	88 501	80 730	768	317 479	320 791	318 180
JAPAN.....	2 934	1 681 237	1 681 257	1 777 066	17 636	8 832 354	8 832 383	9 269 513
OTH CTY.....	3	1 640	1 706	1 706	44	9 698	9 697	9 967
TOTAL.....	4 789	2 542 831	2 544 220	2 650 947	35 411	17 965 466	17 910 229	18 601 170
7142050	ADDING MACHINES, ELECTRIC, TEN-KEY KEYBOARD							(NO)
ITALY.....	500	30 000	30 000	32 180	1 305	80 375	80 375	87 058
JAPAN.....	6 000	146 248	146 248	158 116	16 519	433 068	433 068	460 359
OTH CTY.....	-	-	-	-	3	390	390	390
TOTAL.....	6 500	176 248	176 248	190 296	17 827	513 833	513 833	547 807
7142060	ADDING MACHINES, ELECTRIC, NES							(NO)
SWEDEN.....	-	-	-	-	461	34 660	34 660	36 121
JAPAN.....	2 000	72 232	74 063	76 085	9 207	322 061	323 892	338 848
OTH CTY.....	4	1 078	1 080	1 103	370	56 924	57 481	58 727
TOTAL.....	2 004	73 310	75 143	77 188	10 038	413 645	416 033	433 696
7142070	ADDING MACHINES, NONELECTRIC							(NO)
HG KONG.....	334 010	70 049	71 511	78 615	1 111 070	222 421	225 902	253 016
JAPAN.....	20 760	5 731	5 832	6 540	141 326	38 175	38 543	41 678
OTH CTY.....	3 650	7 410	7 410	7 787	3 650	7 410	7 410	7 787
TOTAL.....	358 420	83 190	84 753	92 942	1 256 046	268 006	271 855	302 481
7142080	MACHINES INCORPORATING A CALCULATING MECHANISM, NES							(NO)
U KING.....	109	61 587	61 587	69 287	7 680	1 174 847	1 174 847	1 222 460
W GERM.....	1	833	833	853	332	113 623	113 623	114 928
JAPAN.....	37	1 240	1 240	1 327	5 041	304 230	304 230	322 814
OTH CTY.....	-	-	-	-	24	3 661	3 662	3 810
TOTAL.....	147	63 660	63 660	71 467	17 077	1 596 361	1 596 362	1 664 012

Table 2. Schedule A Commodity by Country of Origin, Customs, F.a.s., and C.i.f. Values—Continued

(See "Explanation of Statistics" for information on coverage, definitions of Customs, f.a.s., and c.i.f. values, sources of error in the data, OTH CTY (other countries), and other definitions and features of the import statistics. Shipments valued less than \$251 are shown only under Schedule A commodity number 990.0000 and excluded from all other commodities.)

Country of origin	Schedule A commodity number, description and unit of quantity							
	Current month				Cumulative, January to date			
	Net quantity	Value (dollars)			Net quantity	Value (dollars)		
Customs		F.a.s.	C.i.f.	Customs		F.a.s.	C.i.f.	
7143000	ACCOUNTING, COMPUTING, AND OTHER DATA-PROCESSING MACHINES						(NO)	
CANADA.....	1 650	4 644 684	4 602 357	4 613 900	9 832	29 529 857	28 874 294	29 508 785
ARGENT.....	65	66 255	66 255	68 947	65	66 255	66 255	68 947
SWEDEN.....	137	71 222	71 222	73 250	519	292 960	294 960	300 107
NORWAY.....	1	11 370	11 370	11 861	12	248 783	248 870	252 516
FINLAND.....	-	-	-	-	1	84 990	84 990	89 477
U KING.....	188	460 334	457 748	466 817	1 116	1 987 888	1 985 024	2 022 030
NETHLDs.....	4	43 831	43 851	44 486	13	64 093	64 113	65 569
BELGIUM.....	124	137 349	137 553	145 852	184	308 237	309 106	326 891
FRANCE.....	1 182	1 722 323	1 669 466	1 773 215	6 600	9 261 118	9 125 880	9 617 068
W GERM.....	110	626 208	624 860	637 976	2 702	13 887 722	13 876 245	13 955 563
SWITZLD.....	43	120 337	120 337	124 160	265	757 836	752 338	780 349
ITALY.....	244	1 050 663	1 050 663	1 084 508	1 612	4 175 719	4 177 054	4 302 011
ISRAEL.....	75	80 250	80 250	82 146	324	333 643	333 643	345 883
JAPAN.....	76	158 075	158 075	162 591	427	2 332 833	2 332 813	2 396 141
OTH CTY.....	3	16 530	16 530	17 291	14	26 935	26 185	28 133
TOTAL.....	3 902	9 209 431	9 110 537	9 307 020	23 686	63 358 869	62 551 770	64 059 470
7149120	DUPLICATING MACHINES, STENCIL AND SPIRIT TYPES, WEIGHING UNDER 3500 POUNDS EACH						(NO)	
DENMARK.....	201	66 484	66 489	67 712	1 411	375 209	375 214	382 539
U KING.....	499	198 873	197 421	207 193	5 280	1 812 241	1 779 457	1 872 196
JAPAN.....	50	11 600	11 600	12 194	177	37 756	37 756	39 968
OTH CTY.....	-	-	-	-	51	24 214	24 214	24 913
TOTAL.....	750	276 957	275 510	287 099	6 919	2 249 420	2 216 641	2 319 616
7149140	ADDRESSING MACHINES						(NO)	
W GERM.....	1 083	480 181	474 551	485 833	5 237	1 653 294	1 645 262	1 670 867
OTH CTY.....	200	18 741	6 491	19 751	474	55 590	39 685	59 788
TOTAL.....	1 283	498 922	481 042	505 584	5 711	1 708 884	1 684 947	1 730 655
7149160	OFFICE MACHINES NES, INCLUDING OFFICE COPYING MACHINES						(NO)	
CANADA.....	2 760	172 578	173 322	173 922	10 689	758 594	758 815	762 777
MEXICO.....	-	-	-	-	135	99 806	99 816	99 976
SWEDEN.....	6 459	280 072	280 071	287 163	37 849	1 548 442	1 544 304	1 584 824
DENMARK.....	44	10 382	10 382	11 321	3 705	1 441 448	1 430 738	1 523 616
U KING.....	47 069	2 517 187	2 479 451	2 589 763	179 471	9 955 734	9 940 749	10 229 295
NETHLDs.....	868	605 180	495 702	623 566	2 800	2 101 122	1 956 371	2 178 904
BELGIUM.....	41	87 464	87 464	100 317	4 993	672 263	672 282	753 929
FRANCE.....	353	154 602	149 021	162 613	1 731	891 270	865 009	934 520
W GERM.....	3 342	942 119	977 812	962 963	32 414	10 779 955	10 734 293	11 014 871
SWITZLD.....	202	106 867	106 863	111 626	874	397 732	397 738	416 493
ITALY.....	2 415	468 474	461 699	475 977	17 852	1 818 271	1 838 973	1 939 924
ISRAEL.....	126	79 380	78 930	84 744	352	221 760	221 310	232 497
MALAYSIA.....	268	201 342	201 342	210 796	492	325 342	325 342	339 389
HG KONG.....	97 996	86 944	89 901	97 810	332 962	239 022	242 996	270 827
CHINA T.....	4 456	28 579	28 616	30 590	12 038	59 817	59 854	64 679
JAPAN.....	123 592	6 578 090	6 500 856	6 839 310	643 082	39 382 843	38 845 051	40 913 661
OTH CTY.....	-	-	-	-	11 380	27 422	27 423	29 408
TOTAL.....	289 991	12 319 260	12 121 432	12 762 481	1 292 819	70 720 843	69 961 064	73 289 590
7149220	PARTS OF DUPLICATING MACHINES							
DENMARK.....	-	31 973	28 775	29 043	-	113 333	102 457	103 572
U KING.....	-	228 022	228 022	235 271	-	962 724	960 339	1 021 710
W GERM.....	-	13 264	13 264	13 861	-	65 195	64 532	67 996
AUSTRIA.....	-	91 098	91 098	100 308	-	227 025	224 972	245 492
SWITZLD.....	-	340	340	395	-	37 002	37 002	38 205
JAPAN.....	-	68 471	68 471	72 630	-	362 283	362 283	387 177
OTH CTY.....	-	37 583	38 182	38 415	-	48 663	49 262	49 863
TOTAL.....	-	470 751	468 152	489 923	-	1 816 225	1 800 847	1 914 015
7149240	PARTS OF TYPEWRITERS							
CANADA.....	-	42 354	36 070	42 389	-	620 577	551 064	622 490
BRAZIL.....	-	-	-	-	-	154 124	131 818	201 939
SWEDEN.....	-	199 588	166 066	202 048	-	603 176	506 153	616 118
U KING.....	-	214 471	214 459	216 950	-	888 750	886 936	906 806
NETHLDs.....	-	143 902	134 543	150 589	-	920 994	844 760	961 908
FRANCE.....	-	981	846	1 005	-	89 573	87 426	91 313
W GERM.....	-	98 515	101 689	102 183	-	384 401	387 375	398 007
SWITZLD.....	-	23 014	23 307	25 040	-	122 025	122 483	129 719
ITALY.....	-	183 648	183 648	190 627	-	1 763 454	1 765 507	1 891 779
JAPAN.....	-	7 301	7 301	9 202	-	84 700	87 294	97 757
OTH CTY.....	-	3 896	3 848	5 016	-	42 533	41 360	49 697
TOTAL.....	-	917 670	871 777	945 049	-	5 674 307	5 412 176	5 967 533
7149260	PARTS OF OFFICE MACHINES, NES							
CANADA.....	-	3 961 881	3 729 995	3 943 752	-	24 593 099	23 184 764	24 486 477
MEXICO.....	-	2 619 766	2 582 830	2 611 449	-	14 981 547	14 904 341	14 997 740
SALVADR.....	-	56 518	56 518	56 615	-	1 618 144	744 408	1 619 742
HAITI.....	-	366 108	366 087	372 482	-	1 606 594	1 586 095	1 612 044
DOM REP.....	-	-	-	-	-	88 150	88 238	88 592
TRINID.....	-	118 239	118 245	118 985	-	684 274	684 381	687 976
VENEZ.....	-	-	-	-	-	75 043	75 043	75 555
BRAZIL.....	-	607 192	602 191	613 775	-	4 283 354	4 267 918	4 345 668

Table 2. Schedule A Commodity by Country of Origin,
Customs, F.a.s., and C.i.f. Values—Continued

(See "Explanation of Statistics" for information on coverage, definitions of Customs, f.a.s., and c.i.f. values, sources of error in the data, OTH CTY (other countries), and other definitions and features of the import statistics. Shipments valued less than \$251 are shown only under Schedule A commodity number 990.0000 and excluded from all other commodities.)

Country of origin	Schedule A commodity number, description and unit of quantity								
	Net quantity	Current month			Net quantity	Cumulative, January to date			
		Value (dollars)				Value (dollars)			
	Customs	F.a.s.	C.i.f.	Customs	F.a.s.	C.i.f.			
ARGENT.....	-	102 081	87 470	103 176	-	614 366	536 109	684 251	
SWEDEN.....	-	520 389	505 797	545 270	-	2 704 719	2 637 743	2 812 575	
NORWAY.....	-	8 391	8 391	9 109	-	532 002	532 330	537 612	
DENMARK.....	-	16 668	16 668	18 141	-	138 851	136 651	145 787	
U KING.....	-	959 636	920 416	998 005	-	7 771 536	7 380 609	7 976 028	
IRELAND.....	-	3 360	3 360	3 486	-	206 424	206 473	210 627	
NETHLD.....	-	413 786	408 235	447 191	-	2 526 646	2 512 523	2 618 850	
BELGIUM.....	-	185 534	185 507	193 447	-	818 898	816 126	860 501	
FRANCE.....	-	1 723 352	1 613 653	1 752 562	-	9 333 067	8 863 695	9 518 002	
W GERM.....	-	1 606 261	1 576 192	1 650 411	-	8 599 552	8 315 336	8 850 601	
AUSTRIA.....	-	16 411	16 411	17 776	-	58 235	58 235	60 477	
SWITZLD.....	-	223 894	229 267	230 848	-	1 881 725	1 888 582	1 934 850	
PORTUGL.....	-	156 081	156 086	159 572	-	1 117 218	1 040 622	1 056 600	
ITALY.....	-	924 735	930 146	961 111	-	4 285 835	4 269 156	4 433 232	
ISRAEL.....	-	1 061 902	1 061 902	1 081 255	-	5 479 210	5 428 821	5 566 341	
MALAYSA.....	-	224 186	224 191	225 687	-	509 735	509 806	513 229	
SINGAPR.....	-	36 269	36 235	37 017	-	626 012	625 729	626 652	
PHIL R.....	-	136 970	136 971	138 994	-	782 021	781 951	794 409	
KOR REP.....	-	528 295	482 394	487 183	-	4 511 056	4 466 449	4 508 871	
HG KONG.....	-	1 615 214	1 615 049	1 633 650	-	9 978 804	9 973 090	10 115 905	
CHINA T.....	-	1 262 993	1 260 683	1 277 164	-	5 018 246	5 014 065	5 079 183	
JAPAN.....	-	3 685 146	3 670 366	3 830 604	-	25 189 296	25 078 829	26 167 850	
AUSTRAL.....	-	115 473	115 473	116 744	-	370 479	370 424	376 776	
N ZEAL.....	-	-	-	-	-	39 049	39 189	40 536	
REP SAF.....	-	10 835	10 835	11 160	-	42 842	42 842	43 891	
OTH CTY.....	-	26 231	26 015	27 394	-	85 605	84 117	88 207	
TOTAL.....	-	23 293 797	22 753 579	23 674 015	-	141 149 634	137 144 692	143 535 637	
7151010	MACHINE TOOLS, METAL-WORKING, FOR CUTTING OR HOBBING GEARS							(NO)	
U KING.....	9	405 151	405 151	419 695	26	954 356	954 356	989 054	
BELGIUM.....	4	368 811	368 811	374 936	14	1 245 660	1 007 394	1 114 234	
FRANCE.....	-	-	-	-	2	83 181	83 181	85 975	
W GERM.....	5	363 779	346 719	352 102	86	5 705 120	5 508 902	5 739 012	
SWITZLD.....	-	-	-	-	35	2 015 608	2 015 608	2 059 106	
USSR.....	-	-	-	-	1	150 000	150 000	150 000	
JAPAN.....	1	100 847	71 522	74 030	5	235 401	206 076	213 412	
OTH CTY.....	-	-	-	-	2	25 745	25 770	27 659	
TOTAL.....	19	1 238 588	1 192 203	1 220 763	171	10 415 071	9 951 287	10 378 452	
7151015	BORING, DRILLING AND MILLING MCH, INCL VERT TURRET LATHES, METAL-WORKING, NUMERICALLY CON							(NO)	
U KING.....	-	-	-	-	2	56 713	56 713	57 853	
W GERM.....	2	70 277	70 277	71 827	3	231 263	231 263	236 200	
JAPAN.....	-	-	-	-	8	262 197	230 567	270 118	
OTH CTY.....	-	-	-	-	3	16 310	16 358	16 358	
TOTAL.....	2	70 277	70 277	71 827	16	566 483	534 901	580 529	
7151022	DRILLING MCH, METAL-WORKING, RADIAL AND UPRIGHT SINGLE SPINDLE, EXCEPT NUMERICALLY CONTRL							(NO)	
CANADA.....	31	46 565	46 414	46 838	210	292 391	290 011	294 599	
SWEDEN.....	73	70 123	70 123	73 464	1 277	850 011	794 393	896 815	
U KING.....	6	20 282	20 282	22 140	50	297 278	297 278	316 950	
FRANCE.....	15	28 346	28 346	30 312	20	45 964	45 964	49 055	
W GERM.....	11	39 456	39 456	40 992	70	403 498	406 581	429 115	
CZECHO.....	-	-	-	-	4	32 690	33 854	37 247	
SWITZLD.....	-	-	-	-	8	183 349	183 349	189 161	
SPAIN.....	86	140 192	140 192	156 748	216	367 668	367 668	415 482	
PORTUGL.....	-	-	-	-	65	64 200	64 200	71 160	
ITALY.....	14	59 718	59 732	64 474	215	1 175 917	1 201 698	1 281 167	
CHINA T.....	93	19 919	19 919	22 751	853	105 882	105 882	121 382	
JAPAN.....	266	147 557	147 557	160 374	962	1 201 294	1 197 800	1 303 286	
OTH CTY.....	53	23 980	24 658	28 298	219	56 902	57 580	70 052	
TOTAL.....	648	596 138	596 679	646 391	4 169	5 077 044	5 046 258	5 475 471	
7151032	MILLING MCH, METAL-WORKING, KNEE, BED, PROFILE AND DUPLICATING, EXCEPT NUMERICALLY CONTRL							(NO)	
CANADA.....	29	126 290	128 098	128 098	204	894 396	922 956	922 880	
SWEDEN.....	-	-	-	-	53	723 826	721 452	763 736	
U KING.....	20	220 819	206 980	229 991	155	1 847 113	1 763 074	1 924 197	
FRANCE.....	14	118 667	118 667	126 519	102	1 053 814	1 050 049	1 100 926	
W GERM.....	6	477 114	477 114	484 138	58	2 835 712	2 824 652	2 899 148	
CZECHO.....	-	-	-	-	8	45 807	46 527	52 365	
SWITZLD.....	5	419 601	434 270	446 357	10	651 059	665 728	686 085	
POLAND.....	1	8 150	8 150	8 754	7	69 310	69 310	75 322	
SPAIN.....	103	304 549	304 549	333 703	545	1 641 491	1 643 317	1 794 580	
ITALY.....	8	192 200	212 224	221 918	97	1 730 917	1 751 028	1 854 606	
ROMANIA.....	-	-	-	-	5	207 640	207 640	221 893	
CHINA T.....	8	8 570	8 570	9 870	46	56 893	56 893	66 423	
JAPAN.....	12	139 780	139 780	147 195	96	1 473 318	1 417 979	1 557 875	
OTH CTY.....	1	10 300	10 600	10 600	2	23 000	23 300	24 623	
TOTAL.....	207	2 026 040	2 049 002	2 147 143	1 388	13 254 296	13 163 905	13 944 659	
7151042	VERTICAL BORING MCH, INCL VERTICAL TURRET LATHES, METAL-WORKING, EXCEPT NUMERICALLY CONTR							(NO)	
U KING.....	1	10 041	10 041	10 297	14	404 021	404 021	439 456	
W GERM.....	4	511 339	512 632	520 616	37	3 576 725	3 348 769	3 512 010	
POLAND.....	-	-	-	-	1	89 000	89 000	101 231	
ITALY.....	-	-	-	-	14	304 171	304 171	337 271	
ROMANIA.....	1	21 320	21 320	23 710	5	198 737	200 087	212 358	
JAPAN.....	-	-	-	-	18	591 782	585 475	617 681	

Table 2. Schedule A Commodity by Country of Origin, Customs, F.a.s., and C.i.f. Values—Continued

(See "Explanation of Statistics" for information on coverage, definitions of Customs, f.a.s., and c.i.f. values, sources of error in the data, OTH CTY (other countries), and other definitions and features of the import statistics. Shipments valued less than \$251 are shown only under Schedule A commodity number 990.0000 and excluded from all other commodities.)

Country of origin	Schedule A commodity number, description and unit of quantity							
	Current month				Cumulative, January to date			
	Net quantity	Value (dollars)			Net quantity	Value (dollars)		
Customs		F.a.s.	C.i.f.	Customs		F.a.s.	C.i.f.	
OTH CTY.....	2	13 270	13 831	15 101	19	124 370	125 031	132 192
TOTAL.....	8	555 970	557 824	569 724	108	5 288 806	5 056 554	5 352 199
7151044	COMBINATION BORING, DRILLING, MILLING MCH, METAL-WORKING, HORIZ AND VERT SPINDLE, EXC N-C (NO)							
CANADA.....	-	-	-	-	3	124 263	124 517	124 517
U KING.....	3	326 729	326 728	336 469	18	664 519	664 518	725 882
W GERM.....	-	-	-	-	29	1 070 256	1 072 719	1 128 043
CZECHO.....	1	188 063	188 063	198 869	11	812 152	818 909	844 598
POLAND.....	3	216 315	183 867	212 100	5	324 315	291 867	332 720
USSR.....	2	66 900	70 438	76 033	3	136 900	140 638	146 233
SPAIN.....	-	-	-	-	22	180 262	180 262	192 008
ITALY.....	-	-	-	-	27	125 098	125 104	136 173
ROMANIA.....	2	58 320	58 320	62 192	9	261 890	263 190	280 231
CHINA T.....	-	-	-	-	12	68 555	68 455	78 310
JAPAN.....	1	15 705	15 705	16 785	21	1 178 768	1 155 832	1 234 124
OTH CTY.....	-	-	-	-	5	24 957	24 957	25 976
TOTAL.....	12	872 032	843 121	902 448	165	4 971 935	4 930 968	5 248 815
7151046	BORING, DRILLING AND MILLING MACHINES, NES, METAL-WORKING, EXCEPT NUMERICALLY CONTROLLED (NO)							
CANADA.....	1	2 217	2 317	2 317	125	911 469	905 280	905 414
SWEDEN.....	131	236 163	236 163	247 488	170	582 565	596 998	623 051
U KING.....	6	100 157	100 157	102 683	66	1 372 357	1 274 147	1 331 416
FRANCE.....	-	-	-	-	11	55 599	55 599	59 281
W GERM.....	2	365 062	365 062	373 174	76	3 040 904	3 041 210	3 144 463
E GERM.....	-	-	-	-	2	98 756	98 756	105 053
CZECHO.....	-	-	-	-	14	398 061	398 061	424 987
HUNGARY.....	-	-	-	-	2	40 216	40 216	43 864
SWITZLD.....	5	77 316	77 316	79 421	21	434 380	422 708	452 665
USSR.....	5	246 961	247 004	264 095	5	246 961	247 004	264 095
SPAIN.....	1	83 913	83 913	87 558	34	220 054	220 054	239 315
PORTUGL.....	70	59 699	59 699	66 565	70	59 699	59 699	66 565
ITALY.....	1	4 964	4 964	5 559	25	282 867	282 867	307 009
YUGOSLV.....	-	-	-	-	4	358 626	358 626	367 973
CHINA T.....	19	37 967	37 967	41 640	178	181 053	181 053	201 885
JAPAN.....	-	-	-	-	65	3 136 658	3 137 091	3 253 388
OTH CTY.....	-	-	-	-	3	39 478	39 478	39 921
TOTAL.....	241	1 214 419	1 214 562	1 270 500	871	11 459 703	11 358 847	11 830 345
7151050	LATHES, METAL-CUTTING, EXCEPT VERTICAL TURRET LATHES (NO)							
CANADA.....	2	15 638	19 925	19 925	62	551 107	577 936	578 353
SWEDEN.....	2	142 102	142 102	146 322	27	1 007 280	1 007 258	1 038 027
U KING.....	167	1 540 086	1 515 907	1 610 124	1 326	8 988 388	8 685 473	9 229 380
BELGIUM.....	-	-	-	-	22	291 964	266 854	277 471
FRANCE.....	15	690 660	407 154	660 495	202	5 300 958	4 037 635	4 760 038
W GERM.....	17	1 011 178	997 989	1 148 463	137	4 575 507	4 507 479	4 797 419
AUSTRIA.....	-	-	-	-	34	244 585	245 088	253 014
CZECHO.....	22	78 788	79 237	92 577	91	490 011	496 003	568 113
SWITZLD.....	15	279 654	259 604	278 932	120	2 117 325	2 062 352	2 124 948
POLAND.....	1	7 124	7 124	7 518	111	836 770	836 770	954 720
SPAIN.....	4	46 617	46 617	51 177	128	1 088 573	1 084 909	1 175 679
ITALY.....	2	43 191	43 191	47 518	141	1 315 898	1 304 936	1 401 853
YUGOSLV.....	-	-	-	-	64	392 982	393 973	422 858
INDIA.....	72	128 182	128 182	147 333	254	594 247	596 907	700 655
SINGAPR.....	46	133 452	133 454	142 401	136	394 319	394 321	418 412
CHINA T.....	26	80 979	80 979	86 764	76	242 667	242 667	260 811
JAPAN.....	112	1 971 902	1 950 481	2 059 520	999	15 348 556	15 160 958	16 091 155
OTH CTY.....	2	14 614	14 614	15 055	11	42 309	42 309	44 201
TOTAL.....	505	6 184 167	5 826 560	6 514 124	3 941	43 823 446	41 943 828	45 097 107
7151060	GRINDING MACHINES, METAL-CUTTING (NO)							
CANADA.....	288	120 720	101 407	122 224	1 127	1 441 356	1 360 669	1 449 759
SWEDEN.....	5	35 923	35 923	38 365	23	1 178 466	1 178 466	1 215 048
DENMARK.....	4	27 826	27 826	29 012	19	157 982	157 982	166 473
U KING.....	41	155 125	153 016	162 866	665	2 531 296	2 472 359	2 664 469
NETHLDs.....	-	-	-	-	129	91 075	91 210	96 568
BELGIUM.....	1	77 864	77 864	78 592	2	113 127	113 127	114 251
FRANCE.....	37	338 852	338 852	346 428	177	1 294 887	1 296 691	1 329 184
W GERM.....	26	1 057 168	1 058 335	1 084 194	414	6 117 909	6 117 749	6 343 250
E GERM.....	-	-	-	-	5	30 884	30 884	34 864
CZECHO.....	-	-	-	-	14	91 830	94 254	105 475
HUNGARY.....	-	-	-	-	5	92 234	92 234	97 160
SWITZLD.....	15	243 742	246 216	259 639	158	2 376 612	2 367 942	2 455 962
POLAND.....	-	-	-	-	-14	58 171	77 606	97 895
SPAIN.....	1	15 271	15 271	16 564	66	174 892	174 788	188 356
ITALY.....	13	142 147	142 147	149 134	154	1 011 952	1 011 238	1 081 099
CHINA T.....	19	49 234	49 234	54 222	90	197 590	197 031	215 419
JAPAN.....	13	105 005	105 005	110 634	224	1 963 963	1 941 570	2 094 315
OTH CTY.....	8	9 192	9 015	9 773	22	31 066	30 889	34 130
TOTAL.....	471	2 378 069	2 360 111	2 461 647	3 308	18 955 292	18 806 689	19 783 677
7151070	MACHINE TOOLS, METAL-CUTTING, NES (NO)							
CANADA.....	22	54 240	54 492	54 669	127	1 099 376	1 093 378	1 093 716
SWEDEN.....	7	250 338	250 338	257 202	92	674 063	674 063	700 362
NORWAY.....	-	-	-	-	114	86 600	86 600	88 334
FINLAND.....	-	-	-	-	3	1 442 664	1 442 664	1 470 813

Table 2. Schedule A Commodity by Country of Origin, Customs, F.a.s., and C.i.f. Values—Continued

(See "Explanation of Statistics" for information on coverage, definitions of Customs, f.a.s., and c.i.f. values, sources of error in the data, OTH CTY (other countries), and other definitions and features of the import statistics. Shipments valued less than \$251 are shown only under Schedule A commodity number 990.0000 and excluded from all other commodities.)

Country of origin	Schedule A commodity number, description and unit of quantity							
	Net quantity	Current month			Net quantity	Cumulative, January to date		
		Value (dollars)				Value (dollars)		
	Customs	F.a.s.	C.i.f.	Customs	F.a.s.	C.i.f.		
U KING.....	69	419 061	420 298	440 996	563	1 778 750	1 778 720	1 897 834
NETHLDs.....	-	-	-	-	66	125 599	125 599	128 784
BELGIUM.....	1	92 972	92 972	94 773	15	362 000	362 000	384 286
FRANCE.....	114	363 629	251 910	375 683	1 100	1 761 079	1 290 353	1 817 167
W GERM.....	140	1 194 458	1 194 480	1 233 421	1 000	7 444 764	7 427 014	7 666 928
AUSTRIA.....	426	63 156	63 156	67 088	2 364	682 095	673 962	713 578
SWITZLD.....	23	555 545	552 406	578 549	223	2 944 351	2 910 024	3 035 685
USSR.....	-	-	-	-	1	40 000	40 000	40 518
SPAIN.....	1	5 960	5 960	6 242	11	41 937	41 897	45 655
ITALY.....	16	50 592	50 592	53 558	156	432 446	433 597	466 401
BULGAR.....	-	-	-	-	9	39 756	39 756	50 539
ISRAEL.....	-	-	-	-	15	92 850	92 850	99 324
CHINA T.....	60	2 985	2 985	3 599	299	38 216	38 216	42 089
JAPAN.....	409	592 462	592 462	646 444	3 489	4 367 241	4 360 126	4 627 923
AUSTRAL.....	-	-	-	-	78	48 500	45 905	48 607
REP SAF.....	-	-	-	-	5	51 962	51 960	67 778
OTH CTY.....	-	-	-	-	9	20 216	20 362	21 925
TOTAL.....	1 288	3 645 398	3 532 051	3 812 224	9 759	23 574 465	23 029 066	24 508 246
17151080	MACHINE TOOLS, METAL-WORKING, NES							(NC)
CANADA.....	83	1 197 032	1 198 909	1 198 938	511	3 782 030	3 796 790	3 798 844
SWEDEN.....	8	225 645	225 645	235 036	54	940 314	940 269	989 927
DENMARK.....	2	5 386	5 386	5 826	28	349 142	349 154	363 666
U KING.....	38	487 164	487 268	513 161	270	2 800 108	2 797 141	2 966 470
NETHLDs.....	2	31 384	31 384	35 076	14	160 589	160 590	170 366
BELGIUM.....	9	125 333	125 333	128 034	93	2 441 684	2 414 562	2 526 610
FRANCE.....	35	187 143	187 225	196 955	225	1 020 362	1 017 732	1 079 591
W GERM.....	199	1 217 839	1 217 480	1 248 702	893	13 431 740	13 320 250	13 759 167
AUSTRIA.....	-	-	-	-	7	1 614 081	1 614 081	1 635 111
SWITZLD.....	39	317 827	313 827	320 265	132	2 199 534	2 206 190	2 266 122
SPAIN.....	2	5 057	5 057	5 168	84	171 720	171 720	185 036
ITALY.....	10	77 837	77 839	81 509	160	2 709 407	2 710 627	2 837 255
ISRAEL.....	-	-	-	-	3	33 375	33 375	36 526
HG KONG.....	2	40 240	40 240	41 133	2	40 240	40 240	41 133
JAPAN.....	23	82 370	82 370	91 573	313	3 843 916	3 622 867	3 873 240
REP SAF.....	3	41 928	41 928	55 706	6	86 929	86 929	111 889
OTH CTY.....	30	13 763	13 763	14 862	44	61 169	61 083	66 791
TOTAL.....	485	4 055 948	4 053 654	4 171 944	2 839	35 686 340	35 343 600	36 707 744
17152100	CASTING MACHINES, CONVERTERS, INGOT MOLDS, AND PARTS, METALLURGY AND METAL FOUNDRY							
CANADA.....	-	999 083	979 826	981 963	-	2 191 452	2 133 149	2 172 486
U KING.....	-	175 064	175 064	188 806	-	795 215	795 396	854 330
FRANCE.....	-	1 088	1 088	1 323	-	51 526	51 524	56 043
W GERM.....	-	98 736	98 077	101 213	-	2 917 306	2 905 846	2 970 934
POLAND.....	-	119 762	119 762	150 589	-	774 940	774 940	991 313
ITALY.....	-	101 964	101 964	107 568	-	274 555	274 485	294 781
INDIA.....	-	-	-	-	-	125 178	125 177	155 726
CHINA T.....	-	-	-	-	-	257 446	257 446	298 637
JAPAN.....	-	96 202	94 702	107 823	-	1 020 519	1 013 739	1 147 659
OTH CTY.....	-	4 682	4 682	5 212	-	64 838	64 887	70 191
TOTAL.....	-	1 596 581	1 575 165	1 644 497	-	8 472 975	8 396 589	9 012 100
17152200	METAL ROLLING MILLS AND PARTS							
CANADA.....	-	394 634	370 754	370 797	-	1 863 846	1 774 216	1 774 312
SWEDEN.....	-	578 217	577 738	597 893	-	3 086 107	3 063 887	3 213 380
U KING.....	-	105 519	105 780	109 397	-	1 158 673	1 159 084	1 253 685
BELGIUM.....	-	7 041	7 041	7 343	-	41 499	41 499	43 539
FRANCE.....	-	115 478	115 478	120 943	-	199 711	199 711	212 808
W GERM.....	-	232 219	232 219	240 677	-	3 538 033	3 538 145	3 828 299
AUSTRIA.....	-	38 418	38 418	40 558	-	90 295	90 295	97 878
ITALY.....	-	57 178	56 993	59 748	-	651 143	650 918	697 938
JAPAN.....	-	95 455	88 542	98 134	-	1 349 799	1 303 473	1 423 190
OTH CTY.....	-	850	850	957	-	61 346	61 346	64 495
TOTAL.....	-	1 625 009	1 593 813	1 646 447	-	12 040 452	11 882 574	12 609 524
17152300	GAS-OPERATED APPLIANCES, WELDING, BRAZING CUTTING AND SURFACE-TEMPERING, AND PARTS							
CANADA.....	-	158 116	158 677	158 677	-	508 905	511 838	511 944
NORWAY.....	-	35 218	35 218	36 724	-	84 946	84 946	88 721
U KING.....	-	106 043	106 043	112 949	-	453 092	453 123	506 516
W GERM.....	-	126 408	126 431	136 250	-	892 627	891 244	947 982
ITALY.....	-	5 232	5 232	5 362	-	51 054	51 079	52 817
JAPAN.....	-	62 916	62 916	69 275	-	611 920	611 920	651 172
OTH CTY.....	-	12 434	12 434	12 724	-	43 147	43 130	46 083
TOTAL.....	-	506 367	506 951	531 961	-	2 645 691	2 647 280	2 805 235
17171120	MACHINES, TEXTILE, SPECIALLY DESIGNED FOR PREPARING WOOL AND PRODUCING WOOL YARN							(NO)
OTH CTY.....	-	-	-	-	1	361	361	369
TOTAL.....	-	-	-	-	1	361	361	369
17171140	MACHINES, TEXTILE, SPECIALLY DESIGNED FOR PREPRNG FIBERS, EXC WOOL & FOR PRODUCING YRN NES							(NO)
CANADA.....	-	-	-	-	10	161 618	149 871	149 871
U KING.....	8	325 170	325 170	365 878	149	7 069 373	6 788 284	7 414 602
BELGIUM.....	-	-	-	-	5	40 789	40 789	45 828
FRANCE.....	2	207 689	207 689	215 000	31	1 355 115	1 348 779	1 405 099

Table 2. Schedule A Commodity by Country of Origin, Customs, F.a.s., and C.i.f. Values—Continued

(See "Explanation of Statistics" for information on coverage, definitions of Customs, f.a.s., and c.i.f. values, sources of error in the data, OTH CTY (other countries), and other definitions and features of the import statistics. Shipments valued less than \$251 are shown only under Schedule A commodity number 990.0000 and excluded from all other commodities.)

Country of origin	Schedule A commodity number, description and unit of quantity							
	Current month				Cumulative, January to date			
	Net quantity	Value (dollars)			Net quantity	Value (dollars)		
Customs		F.a.s.	C.i.f.	Customs		F.a.s.	C.i.f.	
W GERM.....	197	1 518 073	1 518 093	1 575 922	430	12 912 226	12 907 730	13 424 065
CZECHO.....	-	-	-	-	41	1 116 477	1 116 477	1 163 659
SWITZLD.....	42	1 462 900	1 463 079	1 498 712	188	6 323 698	6 305 243	6 509 424
SPAIN.....	28	146 840	146 840	155 121	112	531 637	526 777	616 839
ITALY.....	1	4 708	4 708	5 785	56	693 256	693 256	727 736
JAPAN.....	1	864	864	-	45	1 324 680	1 324 680	1 413 936
OTH CTY.....	-	-	-	-	58	12 451	12 451	13 351
TOTAL.....	279	3 666 244	3 666 443	3 817 304	1 125	31 541 320	31 214 337	32 884 410
7171160	MACHINES, TEXTILE REELING OR WINDING							(NO)
U KING.....	3	55 981	46 650	65 147	24	223 298	202 668	240 869
NETHLDs.....	2	20 543	20 543	21 053	32	119 628	118 999	125 923
BELGIUM.....	14	50 730	50 730	53 572	174	401 357	401 357	419 648
W GERM.....	128	1 338 380	1 206 442	1 371 078	405	4 998 427	4 391 891	5 111 727
SWITZLD.....	-	-	-	-	56	845 105	846 597	875 849
ITALY.....	-	-	-	-	18	197 728	197 723	208 628
OTH CTY.....	9	10 584	10 973	11 360	145	30 316	28 422	31 824
TOTAL.....	156	1 476 218	1 335 338	1 522 210	854	6 815 859	6 187 657	7 014 468
7171210	WEAVING MACHINES							(NO)
CANADA.....	-	65 612	65 933	65 971	-	314 997	318 459	318 497
SWEDEN.....	-	9 997	10 283	10 197	-	163 707	163 873	178 803
NORWAY.....	-	-	-	-	-	145 115	145 115	148 129
U KING.....	-	9 464	9 464	13 365	-	500 259	502 583	532 050
NETHLDs.....	-	-	-	-	-	49 804	49 804	51 562
BELGIUM.....	-	9 843	9 843	10 408	-	372 031	372 031	397 627
FRANCE.....	-	123 954	123 954	129 437	-	4 599 316	4 468 638	4 696 562
W GERM.....	-	153 044	153 044	159 352	-	1 640 844	1 641 108	1 703 113
SWITZLD.....	-	2 019 539	2 033 342	2 090 003	-	21 588 009	21 696 271	22 252 115
SPAIN.....	-	-	-	-	-	250 489	251 043	268 911
ITALY.....	-	50 908	50 908	54 628	-	563 028	563 088	592 365
JAPAN.....	-	1 003 996	1 003 996	1 055 864	-	5 849 363	5 849 363	6 312 902
OTH CTY.....	-	7 632	7 632	8 414	-	30 294	30 152	34 163
TOTAL.....	-	3 453 989	3 468 399	3 597 639	-	36 067 256	36 051 528	37 486 799
7171220	KNITTING MACHINES, CIRCULAR, FOR HOSIERY							(NO)
U KING.....	37	94 975	94 975	99 421	103	351 184	348 748	364 966
CZECHO.....	-	-	-	-	62	291 439	290 551	299 047
ITALY.....	79	293 763	293 763	310 300	451	1 613 551	1 615 201	1 673 666
OTH CTY.....	-	-	-	-	4	19 016	19 016	21 881
TOTAL.....	116	388 738	388 738	409 721	620	2 275 190	2 273 516	2 359 560
7171230	KNITTING MACHINES, CIRCULAR, EXC HOSIERY							(NO)
U KING.....	6	60 948	60 948	66 207	50	921 332	921 367	966 053
W GERM.....	12	405 755	405 805	413 796	103	2 721 085	2 728 149	2 799 318
SWITZLD.....	1	2 000	2 020	2 020	6	164 101	164 121	172 783
SPAIN.....	1	3 019	3 019	3 299	16	158 022	158 617	168 543
ITALY.....	-	-	-	-	14	430 381	428 727	450 263
ISRAEL.....	-	-	-	-	2	55 777	55 777	56 640
JAPAN.....	41	557 251	557 251	595 120	222	2 699 527	2 698 527	2 891 517
OTH CTY.....	-	-	-	-	11	52 011	52 075	53 531
TOTAL.....	61	1 028 973	1 029 043	1 080 442	424	7 202 236	7 207 360	7 558 648
7171240	KNITTING MACHINES, V-BED FLAT							(NO)
U KING.....	-	-	-	-	3	39 177	39 177	41 094
W GERM.....	20	386 753	386 752	427 321	101	1 559 741	1 559 830	1 632 460
SWITZLD.....	23	276 310	276 309	285 822	275	591 266	591 265	613 193
OTH CTY.....	-	-	-	-	19	48 320	48 320	51 933
TOTAL.....	43	663 063	663 061	713 143	398	2 238 504	2 238 592	2 338 680
7171250	KNITTING MACHINES, EXCEPT CIRCULAR AND V-BED FLAT KNITTING MACHINES							(NO)
W GERM.....	6	157 409	157 972	161 763	36	719 934	692 091	734 688
CZECHO.....	-	-	-	-	1	31 441	31 441	32 781
ITALY.....	8	31 092	31 092	32 784	88	396 924	396 369	417 141
JAPAN.....	439	44 381	44 383	47 509	2 333	224 938	224 491	241 567
OTH CTY.....	-	-	-	-	8	51 970	51 970	55 350
TOTAL.....	453	232 882	233 447	242 056	2 466	1 425 207	1 396 362	1 481 527
7171260	EMBROIDERY MACHINES							(NO)
W GERM.....	1	9 003	9 003	9 286	11	80 895	80 895	83 613
OTH CTY.....	-	-	-	-	14	40 250	40 878	41 825
TOTAL.....	1	9 003	9 003	9 286	25	121 145	121 773	125 438
7171270	MACHINES, TEXTILE, SLASH, WARP, BEAM ETC, LACE, BRAID, FABRIC, & PRODUCTS MAKING, NES							(NO)
U KING.....	9	4 014	4 023	4 135	25	49 348	49 048	51 146
NETHLDs.....	1	3 975	3 975	4 198	12	38 654	38 585	41 008
W GERM.....	4	47 438	32 490	51 345	32	808 645	711 863	837 309
SWITZLD.....	-	-	-	-	22	141 056	141 123	152 218
ITALY.....	-	-	-	-	14	91 146	88 829	99 635
OTH CTY.....	-	-	-	-	31	83 054	82 446	84 608
TOTAL.....	14	55 427	40 488	59 678	136	1 211 903	1 111 894	1 265 924

Table 2. Schedule A Commodity by Country of Origin, Customs, F.a.s., and C.i.f. Values—Continued

(See "Explanation of Statistics" for information on coverage, definitions of Customs, f.a.s., and c.i.f. values, sources of error in the data, OTH CTY (other countries), and other definitions and features of the import statistics. Shipments valued less than \$251 are shown only under Schedule A commodity number 990.0000 and excluded from all other commodities.)

Country of origin	Schedule A commodity number, description and unit of quantity							
	Current month				Cumulative, January to date			
	Net quantity	Value (dollars)			Net quantity	Value (dollars)		
Customs		F.a.s.	C.i.f.	Customs		F.a.s.	C.i.f.	
7171320	NEEDLES, KNITTING & EMBROIDERY MACHINE							(M)
CANADA.....	715	109 636	89 889	101 182	4 246	598 245	485 941	576 780
BRAZIL.....	300	34 287	34 287	35 052	1 209	112 329	112 329	114 309
U KING.....	693	77 535	77 535	79 103	4 654	435 324	435 369	445 439
W GERM.....	6 582	844 040	794 454	800 724	29 403	3 968 052	3 871 275	3 901 056
SWITZLD.....	531	49 555	49 555	50 335	2 003	281 007	274 586	285 809
ITALY.....	54	5 262	5 262	5 483	1 081	84 201	84 201	86 168
JAPAN.....	1 956	151 628	151 628	154 211	8 050	668 836	663 753	685 132
OTH CTY.....	8	2 855	2 855	2 963	346	24 442	24 442	25 037
TOTAL.....	10 839	1 274 798	1 205 465	1 229 053	50 992	5 172 436	5 951 896	6 119 730
7171340	ACCESSORIES AND PARTS FOR TEXTILE MACHINES, NES							
CANADA.....	-	36 411	36 632	36 793	-	370 850	372 722	373 380
MEXICO.....	-	20 914	21 957	21 957	-	227 501	231 006	231 130
BRAZIL.....	-	-	-	-	-	144 536	144 536	147 364
ARGENT.....	-	12 685	12 685	13 341	-	41 845	41 845	46 257
SWEDEN.....	-	26 285	26 285	27 099	-	772 130	769 997	792 643
DENMARK.....	-	4 704	4 704	4 939	-	82 214	82 214	85 398
U KING.....	-	1 296 514	1 293 443	1 367 773	-	7 510 420	7 368 004	8 070 370
IRELAND.....	-	165 159	165 159	168 940	-	1 313 594	1 322 810	1 400 617
NETHLDs.....	-	15 217	15 217	15 706	-	233 366	233 366	255 099
BELGIUM.....	-	108 582	109 530	113 073	-	797 472	799 082	827 391
FRANCE.....	-	373 196	372 572	386 467	-	3 053 968	3 044 613	3 155 460
W GERM.....	-	3 647 963	3 610 098	3 737 867	-	20 649 714	20 499 545	21 212 897
AUSTRIA.....	-	5 345	5 345	5 610	-	100 339	100 324	102 782
CZECHO.....	-	145 597	160 649	176 141	-	429 965	445 085	475 339
SWITZLD.....	-	963 259	971 306	1 009 976	-	7 191 103	7 181 084	7 448 063
SPAIN.....	-	194 102	180 376	203 983	-	1 004 802	969 929	1 106 481
ITALY.....	-	432 130	431 935	447 987	-	2 340 456	2 318 541	2 412 356
ISRAEL.....	-	93 600	93 600	95 605	-	366 982	366 982	377 649
INDIA.....	-	14 891	14 891	16 861	-	36 436	36 436	41 389
JAPAN.....	-	268 109	266 948	280 371	-	2 705 418	2 702 989	2 829 515
OTH CTY.....	-	20 702	20 702	22 418	-	67 388	67 288	74 203
TOTAL.....	-	7 845 365	7 814 034	8 152 907	-	49 440 499	49 098 398	51 465 783
7171610	TEXTILE PRINTING MACHINERY AND PARTS, INCLUDING PRINT ROLLERS							
SWEDEN.....	-	-	-	-	-	112 801	112 801	119 928
U KING.....	-	35 467	35 467	43 962	-	163 093	163 093	186 953
NETHLDs.....	-	154 327	154 443	166 183	-	1 205 824	1 206 312	1 264 147
FRANCE.....	-	6 202	6 202	7 245	-	42 505	42 505	46 523
W GERM.....	-	260 617	260 617	266 685	-	819 682	819 721	843 392
AUSTRIA.....	-	115 693	116 181	120 281	-	947 701	948 997	1 011 346
SWITZLD.....	-	77 417	77 949	81 394	-	265 482	266 352	280 166
ITALY.....	-	7 485	7 485	8 057	-	178 685	178 685	193 361
OTH CTY.....	-	7 603	7 648	8 397	-	87 263	87 225	93 491
TOTAL.....	-	664 811	665 992	702 204	-	3 823 036	3 825 691	4 039 307
7171635	WASHING MACHINES, COMMERCIAL, OTHER THAN TEXTILE FINISHING TYPE, NOT COIN OPERATED							(NC)
SWEDEN.....	110	145 619	145 619	153 674	881	787 742	788 724	836 359
U KING.....	1	21 400	21 400	24 124	9	190 461	190 461	222 005
W GERM.....	-	-	-	-	3	160 576	180 576	191 583
ITALY.....	30	3 000	3 000	3 547	145	187 299	187 299	195 824
OTH CTY.....	-	-	-	-	2	4 132	4 132	4 442
TOTAL.....	141	170 019	170 019	181 345	1 040	1 350 210	1 351 192	1 450 213
7171640	TEXTILE BLEACHING, DYEING & FINISHING MAC NES, INCL IRONING, FABRIC-FOLDING & FELT-MAKING							
CANADA.....	-	9 330	9 353	9 441	-	177 663	178 890	179 086
SWEDEN.....	-	14 812	14 812	16 102	-	51 127	51 127	54 822
DENMARK.....	-	-	-	-	-	41 550	41 550	45 922
U KING.....	-	218 832	217 010	231 705	-	584 734	580 503	627 742
BELGIUM.....	-	18 168	17 681	20 246	-	55 230	54 823	60 849
FRANCE.....	-	474	497	497	-	174 999	174 953	181 109
W GERM.....	-	105 414	102 330	107 171	-	952 799	949 812	998 921
AUSTRIA.....	-	54 878	54 878	57 220	-	171 342	171 350	179 646
SWITZLD.....	-	1 261	1 261	1 541	-	220 133	220 133	229 041
ITALY.....	-	49 529	49 529	52 627	-	948 941	948 991	1 002 441
JAPAN.....	-	54 555	54 555	62 178	-	1 024 833	1 024 833	1 096 705
OTH CTY.....	-	314	314	314	-	21 957	22 180	24 508
TOTAL.....	-	527 567	522 220	559 042	-	4 425 308	4 419 145	4 680 792
7171645	DRYCLEANING MACHINES, NES							(NC)
SWEDEN.....	-	-	-	-	23	50 014	50 014	52 517
W GERM.....	4	120 290	120 290	128 345	18	220 026	220 225	235 284
ITALY.....	13	72 530	72 530	76 814	25	160 726	160 726	174 153
OTH CTY.....	1	5 150	5 150	5 951	14	22 263	22 263	24 408
TOTAL.....	18	197 970	197 970	211 110	80	453 029	453 228	486 362
7171650	PARTS OF WASHING, CLEANING, DRYING, FINISHING, ETC., MACHINES							
CANADA.....	-	22 225	22 268	22 300	-	297 375	299 319	299 700
SWEDEN.....	-	2 168	2 168	2 289	-	183 643	183 443	192 306
DENMARK.....	-	17 651	17 651	20 037	-	43 312	43 412	49 238
U KING.....	-	132 925	132 560	138 713	-	408 416	408 386	436 992
IRELAND.....	-	-	-	-	-	38 502	38 502	41 575

Table 2. Schedule A Commodity by Country of Origin,
Customs, F.a.s., and C.i.f. Values—Continued

(See "Explanation of Statistics" for information on coverage, definitions of Customs, f.a.s., and c.i.f. values, sources of error in the data, OTH CTY (other countries), and other definitions and features of the import statistics. Shipments valued less than \$251 are shown only under Schedule A commodity number 990.0000 and excluded from all other commodities.)

Country of origin	Schedule A commodity number, description and unit of quantity							
	Current month				Cumulative, January to date			
	Net quantity	Value (dollars)			Net quantity	Value (dollars)		
Customs		F.a.s.	C.i.f.	Customs		F.a.s.	C.i.f.	
NETHLDs.....	-	291	291	301	-	66 697	66 697	73 136
FRANCE.....	-	5 147	5 147	5 588	-	50 116	50 116	54 898
W GERM.....	-	226 225	226 353	237 461	-	1 672 495	1 673 077	1 760 185
SWITZLD.....	-	12 856	12 871	14 091	-	261 270	259 789	271 917
ITALY.....	-	35 006	34 906	38 440	-	232 248	232 141	251 489
JAPAN.....	-	132 542	132 547	144 948	-	875 088	875 213	949 398
OTH CTY.....	-	4 942	4 942	5 536	-	37 664	37 603	40 613
TOTAL.....	-	591 978	591 704	629 704	-	4 166 826	4 167 698	4 421 447
7171665	WASHING MACHINES, OTHER THAN TEXTILE FINISHING TYPE, DESIGNED FOR COIN OPERATION							(NO)
SWEDEN.....	128	78 062	78 062	82 680	1 053	720 422	722 482	763 184
ITALY.....	-	-	-	-	174	105 511	105 511	127 659
TOTAL.....	128	78 062	78 062	82 680	1 227	825 933	827 993	890 843
7171670	DRYCLEANING MACHINES SPECIALLY DESIGNED FOR COIN OPERATION							(NO)
ITALY.....	-	-	-	-	12	45 682	45 682	48 999
TOTAL.....	-	-	-	-	12	45 682	45 682	48 999
7172000	SHOE MACHINERY AND PARTS							(NO)
CANADA.....	-	67 491	68 587	68 603	-	473 276	477 582	477 726
U KING.....	-	61 383	61 383	63 057	-	432 139	261 275	445 611
IRELAND.....	-	40 714	40 714	43 686	-	40 714	40 714	43 686
NETHLDs.....	-	20 223	20 223	21 268	-	67 571	64 526	73 841
W GERM.....	-	95 691	96 154	100 914	-	1 208 995	1 210 183	1 242 926
ITALY.....	-	19 608	19 608	22 188	-	267 474	267 735	286 970
OTH CTY.....	-	5 964	5 964	5 981	-	80 066	80 170	85 265
TOTAL.....	-	311 074	312 633	325 697	-	2 570 235	2 402 185	2 656 025
7173005	SEWING MACHINES DESIGNED TO JOIN FOOTWEAR SOLES TO UPPERS, AND PARTS							(NO)
U KING.....	-	3 774	2 038	3 807	-	200 410	88 450	203 163
FRANCE.....	-	-	-	-	-	30 412	30 412	32 131
OTH CTY.....	-	1 151	1 166	1 343	-	45 001	41 971	46 469
TOTAL.....	-	4 925	3 204	5 150	-	275 823	160 833	281 763
7173010	SEWING MACHINES VALUED NOT OVER \$10 EACH							(NO)
CANADA.....	-	-	-	-	72 338	73 452	73 452	73 484
HG KONG.....	-	-	-	-	185 824	402 193	397 237	462 988
JAPAN.....	12 840	50 919	51 150	53 768	46 734	189 583	191 844	203 274
OTH CTY.....	180	663	663	724	180	663	663	724
TOTAL.....	65 668	199 936	201 866	228 233	305 076	665 891	663 196	740 470
7173025	SEWING MACHINES VALUED OVER \$10 EACH, INDUSTRIAL OR COMMERCIAL, NES							(NO)
CANADA.....	7	2 699	3 634	3 634	34	47 254	48 322	48 553
MEXICO.....	15	3 052	3 026	3 052	420	58 949	59 029	59 137
SWEDEN.....	453	71 425	72 834	74 182	930	167 649	169 066	179 651
U KING.....	245	111 584	112 084	116 268	1 450	717 251	719 364	752 945
FRANCE.....	1 971	172 933	172 933	176 470	2 005	188 593	188 616	192 751
W GERM.....	536	334 343	334 441	342 382	8 454	3 827 374	3 821 751	3 933 403
SWITZLD.....	20	5 717	5 890	6 047	444	100 668	103 618	102 907
ITALY.....	1 173	666 961	666 991	683 562	4 480	2 903 638	2 903 131	3 023 887
JAPAN.....	1 610	398 018	395 020	407 456	15 861	3 056 515	3 047 758	3 147 350
OTH CTY.....	1	914	993	979	62	35 769	35 848	36 984
TOTAL.....	6 031	1 767 646	1 767 846	1 814 032	34 140	11 103 660	11 096 503	11 477 568
7173030	SEWING MACHINES VALUED OVER \$10 EACH, EXCEPT INDUSTRIAL OR COMMERCIAL							(NO)
CANADA.....	8 018	647 411	647 624	649 646	27 378	2 121 586	2 122 304	2 124 607
BRAZIL.....	6 720	372 157	372 157	382 949	15 687	842 545	842 545	868 257
SWEDEN.....	2 526	521 726	521 726	565 590	22 085	4 372 500	4 366 979	4 648 713
U KING.....	4 110	326 103	326 103	334 362	20 254	1 484 072	1 501 368	1 548 424
NETHLDs.....	-	-	-	-	294	63 266	63 266	64 420
FRANCE.....	1 971	182 161	182 161	185 744	15 242	1 315 303	1 315 303	1 340 209
W GERM.....	1 456	231 384	231 384	235 077	5 812	975 785	974 855	991 910
SWITZLD.....	7 211	1 504 344	1 507 978	1 537 526	35 633	7 817 964	7 833 583	8 038 000
POLAND.....	-	-	-	-	11 520	860 373	860 373	884 794
SPAIN.....	100	11 500	11 500	12 251	700	70 000	70 000	73 800
ITALY.....	15 092	945 961	946 275	975 859	98 261	6 316 094	6 316 960	6 515 431
KOR REP.....	2 200	101 984	102 534	107 690	15 135	711 356	699 995	737 464
CHINA T.....	12 660	500 042	497 881	529 840	56 036	2 378 418	2 378 890	2 531 234
JAPAN.....	61 329	4 320 465	4 319 861	4 504 301	388 104	25 639 394	25 642 764	26 771 712
OTH CTY.....	-	-	-	-	701	27 125	27 125	29 349
TOTAL.....	123 393	9 665 238	9 667 184	10 020 835	712 842	55 000 781	55 016 310	57 168 324
7173040	NEEDLES FOR SEWING MACHINES							(M)
U KING.....	4 579	286 421	286 421	286 170	16 888	1 065 174	1 066 499	1 080 483
NETHLDs.....	1 362	58 061	58 061	58 577	3 378	135 232	135 232	136 692
BELGIUM.....	2 130	84 605	84 605	86 960	23 164	953 444	949 750	969 512
W GERM.....	10 548	851 832	774 663	823 224	57 307	4 397 761	4 028 807	4 344 633
SWITZLD.....	217	14 222	14 244	14 777	846	50 313	50 402	52 264
PORTUGL.....	-	-	-	-	9 462	548 342	548 342	553 559
JAPAN.....	3 924	133 112	133 480	137 822	23 443	706 519	707 320	725 721
OTH CTY.....	26	3 230	3 230	3 575	257	18 241	18 242	19 944
TOTAL.....	22 786	1 431 483	1 354 704	1 411 105	134 775	7 875 026	7 504 594	7 882 808

Table 2. Schedule A Commodity by Country of Origin,
Customs, F.a.s., and C.i.f. Values—Continued

(See "Explanation of Statistics" for information on coverage, definitions of Customs, f.a.s., and c.i.f. values, sources of error in the data, OTH CTY (other countries), and other definitions and features of the import statistics. Shipments valued less than \$251 are shown only under Schedule A commodity number 990.0000 and excluded from all other commodities.)

Country of origin	Schedule A commodity number, description and unit of quantity							
	Current month				Cumulative, January to date			
	Net quantity	Value (dollars)			Net quantity	Value (dollars)		
Customs		F.a.s.	C.i.f.	Customs		F.a.s.	C.i.f.	
7173050	PARTS, NES, OF SEWING MACHINES							
CANADA.....	-	263 385	265 629	265 867	-	1 093 699	1 101 219	1 101 589
SWEDEN.....	-	1 571	1 571	1 861	-	48 117	48 091	50 570
U KING.....	-	379 449	379 755	387 682	-	2 226 148	2 242 620	2 302 322
BELGIUM.....	-	-	-	-	-	50 963	50 963	52 287
FRANCE.....	-	34 929	34 976	40 355	-	161 429	182 029	207 642
W GERM.....	-	578 810	579 449	596 915	-	4 185 319	4 176 839	4 284 121
SWITZLD.....	-	75 499	75 087	76 359	-	359 449	354 926	360 961
ITALY.....	-	110 412	110 488	112 988	-	867 795	867 922	885 946
BNGLD SH.....	-	-	-	-	-	36 741	36 741	37 401
CHINA T.....	-	53 862	53 862	57 316	-	285 583	278 501	305 342
JAPAN.....	-	551 676	564 822	579 599	-	3 798 180	3 862 562	3 960 949
OTH CTY.....	-	19 182	18 664	20 496	-	94 904	93 297	100 484
TOTAL.....	-	2 068 775	2 084 303	2 139 438	-	13 228 327	13 295 710	13 649 614
7181120	MACHINES FOR MAKING CELLULOSIC PULP, PAPER AND PAPERBOARD (NO)							
CANADA.....	2	24 581	24 871	24 871	31	528 384	528 535	528 535
SWEDEN.....	3	14 196	14 196	15 194	24	1 603 041	1 603 041	1 649 399
U KING.....	7	615 494	615 494	670 955	40	3 086 597	3 086 600	3 296 115
FRANCE.....	-	-	-	-	4	102 959	102 959	105 982
W GERM.....	11	45 676	45 676	47 318	26	724 803	724 803	756 515
OTH CTY.....	-	-	-	-	1	2 267	2 267	2 267
TOTAL.....	23	699 947	700 237	758 338	126	6 048 051	6 048 205	6 338 813
7181140	PARTS, STOCK-TREATING, FOR PULP AND PAPER MACHINES							
CANADA.....	-	256 139	248 536	248 584	-	1 073 585	1 067 899	1 069 431
SWEDEN.....	-	148 145	148 145	154 008	-	502 919	500 567	522 966
FINLAND.....	-	80 065	80 065	86 804	-	436 476	437 081	474 972
U KING.....	-	-	-	-	-	31 108	31 108	32 788
FRANCE.....	-	-	-	-	-	92 484	92 484	98 547
W GERM.....	-	54 440	54 467	57 989	-	429 130	429 073	447 146
ITALY.....	-	-	-	-	-	30 109	30 109	30 979
ISRAEL.....	-	-	-	-	-	194 559	194 559	205 159
JAPAN.....	-	97 457	97 457	102 162	-	433 250	433 250	454 578
N ZEAL.....	-	-	-	-	-	103 840	103 840	106 020
OTH CTY.....	-	24 316	24 316	24 670	-	31 578	31 578	32 555
TOTAL.....	-	660 562	652 986	674 217	-	3 359 038	3 351 548	3 475 141
7181160	PARTS OF MACHINES FOR MAKING CELLULOSIC PULP, PAPER OR PAPERBOARD, NES							
CANADA.....	-	326 581	326 581	328 375	-	2 712 660	2 729 102	2 733 762
SWEDEN.....	-	228 713	228 765	236 024	-	3 812 190	3 783 589	4 008 200
NORWAY.....	-	67 215	67 215	71 299	-	573 862	573 978	589 975
FINLAND.....	-	893 744	893 744	907 669	-	1 982 381	1 982 490	2 035 585
U KING.....	-	202 287	202 287	229 699	-	436 199	436 259	495 131
W GERM.....	-	4 026	4 037	4 227	-	170 290	170 407	178 999
INDIA.....	-	-	-	-	-	61 700	61 700	69 310
JAPAN.....	-	316	316	335	-	41 255	41 255	46 016
OTH CTY.....	-	8 302	8 254	9 447	-	42 038	42 296	51 870
TOTAL.....	-	1 731 184	1 731 199	1 787 075	-	9 832 620	9 821 076	10 208 848
7181220	MACHINES FOR MAKING BOXES, TUBES, DRUMS, AND SIMILAR RIGID CONTAINERS (NO)							
U KING.....	3	176 526	176 526	186 038	22	1 143 334	1 133 021	1 180 364
IRELAND.....	2	22 313	15 996	17 038	6	298 605	286 484	303 233
NETHLD S.....	1	103 000	103 000	107 673	13	788 631	745 564	781 354
W GERM.....	4	53 265	53 265	56 239	29	444 441	444 441	463 811
SWITZLD.....	2	461 056	454 938	471 815	17	3 803 493	3 712 957	3 880 496
ITALY.....	1	1 102	1 102	1 273	17	264 751	264 751	293 765
OTH CTY.....	1	6 489	6 489	6 980	5	54 052	55 852	62 038
TOTAL.....	14	823 751	811 316	847 056	109	6 797 307	6 643 070	6 965 061
7181240	MACHINES FOR MAKING BAGS, ENVELOPES, AND SIMILAR NON-RIGID CONTAINERS (NO)							
U KING.....	-	-	-	-	3	250 125	250 124	261 319
W GERM.....	-	-	-	-	51	4 523 383	4 458 853	4 613 975
SPAIN.....	-	-	-	-	3	402 584	401 053	417 240
OTH CTY.....	-	-	-	-	1	29 037	29 037	32 042
TOTAL.....	-	-	-	-	58	5 205 129	5 139 067	5 324 576
7181260	MACHINES FOR PROCESSING PAPER OR PAPERBOARD OR MAKING ARTICLES NES (NO)							
CANADA.....	10	51 233	51 491	51 509	82	1 069 805	1 077 766	1 078 014
SWEDEN.....	-	-	-	-	7	357 057	357 057	374 595
DENMARK.....	3	17 084	17 084	18 035	5	56 582	56 582	58 989
U KING.....	10	16 740	16 740	17 721	49	133 827	133 827	141 132
NETHLD S.....	-	-	-	-	6	50 793	47 934	50 607
BELGIUM.....	-	-	-	-	12	46 160	46 160	48 032
FRANCE.....	-	-	-	-	16	191 362	191 362	199 761
W GERM.....	119	578 694	577 891	595 110	529	3 435 635	3 369 457	3 488 787
AUSTRIA.....	1	31 980	31 980	32 840	1	31 980	31 980	32 840
SWITZLD.....	5	32 968	33 070	34 333	9	67 887	66 674	69 644
ITALY.....	8	96 272	96 272	103 809	67	727 799	720 872	783 545
JAPAN.....	-	-	-	-	2	58 647	58 647	62 124
AUSTRAL.....	-	-	-	-	1	94 004	94 004	99 488
OTH CTY.....	10	22 140	22 140	24 572	16	55 600	55 600	59 012
TOTAL.....	166	847 111	846 668	877 929	802	6 377 138	6 307 922	6 546 570

Table 2. Schedule A Commodity by Country of Origin, Customs, F.a.s., and C.i.f. Values—Continued

(See "Explanation of Statistics" for information on coverage, definitions of Customs, f.a.s., and c.i.f. values, sources of error in the data, OTH CTY (other countries), and other definitions and features of the import statistics. Shipments valued less than \$251 are shown only under Schedule A commodity number 990.0000 and excluded from all other commodities.)

Country of origin	Schedule A commodity number, description and unit of quantity							
	Current month				Cumulative, January to date			
	Net quantity	Value (dollars)			Net quantity	Value (dollars)		
Customs		F.a.s.	C.i.f.	Customs		F.a.s.	C.i.f.	
7181280	PARTS OF MACHINES, NES, FOR MAKING PULP, PAPER, PAPERBOARD OR ARTICLES							
CANADA.....	-	226 084	230 852	230 930	-	983 433	992 663	994 010
MEXICO.....	-	-	-	-	-	131 306	131 506	131 506
SWEDEN.....	-	6 568	6 568	7 366	-	118 082	119 160	127 456
DENMARK.....	-	74 251	74 251	79 414	-	78 461	78 461	83 738
U KING.....	-	62 032	62 032	64 230	-	537 072	537 032	568 847
IRELAND.....	-	19 470	19 471	21 807	-	185 150	185 151	192 798
NETHLD.....	-	560	560	618	-	188 042	181 685	195 124
FRANCE.....	-	15 056	14 916	16 615	-	56 661	55 324	61 060
W GERM.....	-	175 124	172 598	187 536	-	1 454 111	1 419 095	1 524 293
SWITZLD.....	-	125 811	113 267	128 482	-	1 164 962	1 059 850	1 197 938
ITALY.....	-	4 255	4 255	4 464	-	89 685	88 379	96 412
JAPAN.....	-	12 793	12 793	14 332	-	111 558	111 591	121 370
OTH CTY.....	-	12 029	12 063	12 742	-	61 312	61 346	64 882
TOTAL.....	-	734 033	723 626	768 536	-	5 159 835	5 021 243	5 359 434
7182100	MACHINES, BOOKBINDING, INCLUDING BOOKSEWING, AND PARTS							
U KING.....	-	41 968	41 968	44 700	-	519 073	513 879	550 457
BELGIUM.....	-	-	-	-	-	94 430	94 430	98 288
W GERM.....	-	992 215	992 213	1 024 617	-	4 732 732	4 731 773	4 883 893
SWITZLD.....	-	492 337	492 337	512 497	-	2 783 624	2 792 693	2 901 601
ITALY.....	-	32 458	32 458	34 985	-	164 292	164 292	179 254
JAPAN.....	-	1 226	1 226	1 357	-	166 418	166 418	173 860
OTH CTY.....	-	8 484	8 484	9 081	-	24 938	24 967	26 773
TOTAL.....	-	1 568 688	1 568 686	1 627 237	-	8 485 507	8 488 452	8 814 126
7182220	LINOTYPE AND TYPESETTING MACHINES				(NO)			
SWEDEN.....	4	134 381	134 379	137 214	16	462 867	462 865	474 455
U KING.....	3	47 913	47 913	49 464	64	737 071	737 088	758 461
W GERM.....	27	89 326	89 326	92 079	161	1 019 943	1 019 943	1 047 222
JAPAN.....	-	-	-	-	15	90 158	86 691	97 583
OTH CTY.....	2	9 431	9 434	10 748	3	14 946	14 949	16 358
TOTAL.....	36	281 051	281 052	289 505	259	2 324 985	2 321 536	2 394 079
7182240	PARTS OF LINOTYPE & TYPESETTING MACHINES							
CANADA.....	-	15 921	15 938	15 980	-	63 416	63 543	63 779
SWEDEN.....	-	12 197	12 197	13 893	-	66 291	66 290	72 316
U KING.....	-	1 134 074	1 134 129	1 162 879	-	3 851 307	3 851 512	3 993 840
W GERM.....	-	109 941	109 942	113 461	-	720 499	720 520	745 314
SWITZLD.....	-	4 332	4 332	4 426	-	390 980	390 980	397 890
ITALY.....	-	27 202	27 202	28 145	-	114 475	113 562	116 849
OTH CTY.....	-	15 953	16 185	16 464	-	53 395	53 739	56 143
TOTAL.....	-	1 319 620	1 319 925	1 355 248	-	5 260 363	5 260 146	5 446 131
7182260	PRINT BLOCKS & ROLLERS TO PRINT, STAMP OR CUT DESIGN, PRINTING TYPES, & PLATES FOR PRINTING							
CANADA.....	-	21 070	21 251	21 259	-	141 686	142 925	143 737
U KING.....	-	28 303	28 303	32 178	-	165 948	165 618	185 777
W GERM.....	-	1 741	1 741	1 833	-	53 178	52 202	56 879
JAPAN.....	-	1 202	1 202	1 224	-	47 644	47 644	51 822
OTH CTY.....	-	9 000	9 010	9 908	-	90 888	90 706	98 009
TOTAL.....	-	61 316	61 507	66 402	-	499 344	499 095	536 224
7182910	MACHINES, DUPLICATING, EXCLUDING STENCIL AND SPIRIT TYPES, WEIGHING UNDER 3500 POUNDS				(NO)			
U KING.....	19	549	549	599	53	63 549	63 549	68 053
W GERM.....	65	133 195	133 275	135 493	567	767 056	767 743	784 806
SWITZLD.....	27	192 700	192 700	195 506	29	421 413	421 413	429 386
JAPAN.....	800	5 383	5 383	5 835	872	136 990	133 724	152 144
OTH CTY.....	2	1 474	1 491	1 491	11	5 598	5 668	5 749
TOTAL.....	913	333 301	333 398	338 924	1 532	1 394 606	1 392 097	1 440 138
7182920	PRINTING PRESSES, LETTER, SHEET-FED AND ROLL-FED TYPES				(NO)			
U KING.....	-	-	-	-	2	45 536	45 536	47 555
W GERM.....	3	135 723	139 560	142 625	29	805 153	818 147	836 477
TOTAL.....	3	135 723	139 560	142 625	31	850 689	863 683	884 032
7182930	PRINTING PRESSES, OFFSET, 3500 POUNDS OR OVER, SHEET-FED TYPE				(NO)			
CANADA.....	-	-	-	-	2	157 247	157 473	157 473
SWEDEN.....	3	229 926	229 926	236 111	21	550 340	550 340	568 611
U KING.....	-	-	-	-	1	243 132	243 132	254 779
W GERM.....	30	1 496 015	1 472 204	1 508 791	155	7 207 569	6 971 058	7 189 656
E GERM.....	-	-	-	-	6	468 364	468 364	491 524
SWITZLD.....	-	-	-	-	3	859 820	859 820	866 462
ITALY.....	9	368 959	368 683	382 436	91	2 672 831	2 668 187	2 742 765
JAPAN.....	14	36 580	36 580	39 644	57	209 032	209 032	224 362
TOTAL.....	56	2 131 480	2 107 393	2 166 982	336	12 368 335	12 127 406	12 495 632
7182940	PRINTING PRESSES, OFFSET, 3500 POUNDS OR OVER, ROLL-FED TYPE				(NO)			
SWEDEN.....	-	-	-	-	1	87 119	87 119	90 322
U KING.....	1	38 560	38 560	39 700	1	38 560	38 560	39 700
E GERM.....	-	-	-	-	1	63 449	63 449	64 527
JAPAN.....	-	-	-	-	19	65 873	65 873	70 485
OTH CTY.....	-	-	-	-	1	28 824	28 824	29 832
TOTAL.....	1	38 560	38 560	39 700	23	283 825	283 825	294 866

Table 2. **Schedule A Commodity by Country of Origin, Customs, F.a.s., and C.i.f. Values—Continued**

(See "Explanation of Statistics" for information on coverage, definitions of Customs, f.a.s., and c.i.f. values, sources of error in the data, OTH CTY (other countries), and other definitions and features of the import statistics. Shipments valued less than \$251 are shown only under Schedule A commodity number 990.0000 and excluded from all other commodities.)

Country of origin	Schedule A commodity number, description and unit of quantity							
	Net quantity	Current month			Net quantity	Cumulative, January to date		
		Value (dollars)				Value (dollars)		
	Customs	F.a.s.	C.i.f.	Customs	F.a.s.	C.i.f.		
7182950	PRINTING PRESSES NES							(NO)
CANADA.....	4	374 554	369 879	369 879	12	849 993	847 541	847 541
SWEDEN.....	1	7 324	7 324	9 281	3	83 403	83 403	87 857
U KING.....	3	7 188	7 188	7 453	31	116 005	116 255	121 454
W GERM.....	51	250 335	244 831	254 916	258	1 044 710	1 035 246	1 073 146
E GERM.....	-	-	-	-	1	54 032	54 032	56 569
AUSTRIA.....	-	-	-	-	5	289 192	289 192	299 502
CZECHO.....	32	113 602	113 602	121 485	87	462 893	462 893	502 771
ITALY.....	-	-	-	-	22	121 835	121 835	135 226
JAPAN.....	9	27 140	27 140	29 385	142	428 981	428 981	463 271
OTH CTY.....	-	-	-	-	30	92 099	92 099	96 967
TOTAL.....	100	780 143	769 964	792 399	591	3 543 143	3 531 477	3 684 244
7182960	PRINTING MACHINERY NES							
CANADA.....	-	6 733	6 845	6 845	-	101 545	102 741	102 818
SWEDEN.....	-	24 744	24 744	25 872	-	307 433	307 433	319 343
DENMARK.....	-	-	-	-	-	197 363	197 363	203 610
U KING.....	-	36 193	36 300	38 439	-	280 222	278 929	296 477
NETHLDs.....	-	-	-	-	-	99 392	99 520	102 893
FRANCE.....	-	15 733	15 733	17 628	-	107 326	107 326	116 025
W GERM.....	-	129 539	130 206	143 578	-	634 400	635 847	671 030
SWITZLD.....	-	128 016	128 016	134 979	-	295 656	295 656	308 372
SPAIN.....	-	32 100	32 100	35 157	-	103 547	103 547	113 336
ITALY.....	-	16 598	16 598	17 731	-	143 801	143 812	154 721
JAPAN.....	-	175 492	175 492	187 293	-	1 215 687	1 215 237	1 290 662
OTH CTY.....	-	25 104	25 104	26 230	-	29 293	29 293	30 815
TOTAL.....	-	590 252	591 138	633 752	-	3 515 665	3 516 704	3 710 102
7182970	PARTS OF PRINTING PRESSES AND OF PRINTING MACHINERY NES							
CANADA.....	-	50 681	51 158	51 535	-	360 768	363 279	356 905
MEXICO.....	-	16 958	17 208	17 216	-	133 876	137 621	137 629
SWEDEN.....	-	26 895	26 895	28 685	-	490 925	490 926	508 670
U KING.....	-	108 203	107 886	116 932	-	834 933	827 274	873 655
NETHLDs.....	-	8 594	8 594	9 114	-	39 379	39 379	41 676
BELGIUM.....	-	9 045	8 892	9 826	-	515 010	499 800	520 535
FRANCE.....	-	32 933	32 824	35 505	-	167 170	166 159	180 969
W GERM.....	-	778 953	781 283	829 031	-	3 960 892	3 959 736	4 155 779
E GERM.....	-	5 756	5 756	5 322	-	65 705	65 605	70 523
SWITZLD.....	-	43 842	43 920	45 194	-	437 385	435 131	448 192
ITALY.....	-	232 797	232 881	241 837	-	971 215	964 296	998 635
JAPAN.....	-	55 299	55 569	62 423	-	333 210	333 152	360 100
OTH CTY.....	-	4 451	4 451	4 956	-	74 582	75 271	79 821
TOTAL.....	-	1 374 407	1 377 317	1 458 576	-	8 385 050	8 357 629	8 733 089
7183120	FLOUR MILL AND GRAIN MILL MACHINES							(NO)
COLOMB.....	8	23 949	23 949	25 161	12	35 125	35 125	37 065
U KING.....	62	734 835	646 726	704 197	122	1 168 470	1 092 043	1 175 154
W GERM.....	13	90 077	90 641	94 476	40	249 962	248 211	266 628
SWITZLD.....	27	183 224	143 159	177 778	74	520 028	411 910	478 615
JAPAN.....	49	266 426	215 854	277 545	59	306 953	252 383	320 678
OTH CTY.....	1	6 036	6 056	6 056	39	76 806	74 517	83 637
TOTAL.....	160	1 304 547	1 126 385	1 285 213	346	2 357 344	2 114 189	2 361 777
7183140	PARTS OF FLOUR MILL & GRAIN MILL MACHINES							
U KING.....	-	67 563	67 563	74 478	-	434 856	441 200	472 984
W GERM.....	-	28 892	28 892	30 264	-	91 234	92 134	96 805
SWITZLD.....	-	31 484	28 126	30 730	-	142 454	122 157	141 958
ITALY.....	-	1 397	1 397	1 669	-	48 636	48 636	51 030
CHINA T.....	-	18 700	18 700	21 070	-	124 892	124 892	138 229
JAPAN.....	-	50 823	49 255	54 071	-	220 620	213 687	235 809
OTH CTY.....	-	1 779	1 779	1 947	-	87 093	77 596	85 883
TOTAL.....	-	200 638	195 712	214 229	-	1 149 785	1 120 302	1 222 698
7183910	MACHINERY, SUGAR MANUFACTURING, AND PARTS							
CANADA.....	-	84 107	85 327	85 327	-	195 992	200 887	200 887
MEXICO.....	-	13 713	13 858	13 858	-	118 019	118 699	118 699
PANAMA.....	-	41 000	41 000	48 498	-	41 000	41 000	48 498
SWEDEN.....	-	3 452	3 452	3 571	-	360 640	360 640	393 902
NORWAY.....	-	870 523	871 560	919 282	-	1 210 484	1 213 103	1 282 894
U KING.....	-	4 673	4 673	5 665	-	59 016	59 016	68 730
W GERM.....	-	216 461	216 467	237 801	-	706 424	706 610	793 757
ITALY.....	-	-	-	-	-	42 418	42 418	45 025
PHIL R.....	-	-	-	-	-	47 384	47 384	56 068
AUSTRAL.....	-	-	-	-	-	610 730	610 730	631 063
OTH CTY.....	-	25 871	25 871	29 147	-	36 371	36 371	46 182
TOTAL.....	-	1 259 800	1 262 208	1 343 149	-	3 428 478	3 436 858	3 685 705
7183920	MACHINERY AND EQUIPMENT FOR MEAT PACKING PLANTS, AND PARTS							
CANADA.....	-	21 202	21 480	21 480	-	84 084	85 076	85 327
SWEDEN.....	-	44 880	44 880	48 965	-	67 720	67 720	73 967
DENMARK.....	-	580	580	580	-	84 167	84 177	90 552
U KING.....	-	21 422	21 422	22 566	-	409 163	433 960	448 702
NETHLDs.....	-	169 223	169 223	174 766	-	1 032 315	1 032 355	1 069 627

Table 2. Schedule A Commodity by Country of Origin, Customs, F.a.s., and C.i.f. Values—Continued

(See "Explanation of Statistics" for information on coverage, definitions of Customs, f.a.s., and c.i.f. values, sources of error in the data, OTH CTY (other countries), and other definitions and features of the import statistics. Shipments valued less than \$251 are shown only under Schedule A commodity number 990.0000 and excluded from all other commodities.)

Country of origin	Schedule A commodity number, description and unit of quantity							
	Net quantity	Current month			Net quantity	Cumulative, January to date		
		Value (dollars)				Value (dollars)		
	Customs	F.a.s.	C.i.f.	Customs	F.a.s.	C.i.f.		
W GERM.....	-	149 773	151 669	156 496	-	1 768 944	1 835 751	1 895 938
SWITZLD.....	-	1 859	1 859	2 042	-	58 992	58 992	62 470
SPAIN.....	-	11 807	11 807	12 759	-	90 711	90 711	97 506
ITALY.....	-	58 547	58 547	62 798	-	224 836	224 521	237 720
JAPAN.....	-	3 742	3 742	4 011	-	101 515	101 515	104 628
OTH CTY.....	-	2 196	2 205	2 263	-	41 128	41 162	42 445
TOTAL.....	-	485 231	487 414	508 816	-	3 963 575	4 055 940	4 208 882
7183930 BAKERY MACHINERY AND PARTS								
CANADA.....	-	48 363	48 695	49 128	-	355 687	360 473	361 513
DENMARK.....	-	935	935	1 017	-	42 461	41 844	44 214
U KING.....	-	45 506	45 506	48 558	-	156 127	156 143	167 165
NETHLDs.....	-	42 333	42 333	45 880	-	348 530	348 084	375 283
FRANCE.....	-	32 332	66 190	73 086	-	242 841	266 720	289 215
W GERM.....	-	203 847	202 776	212 049	-	1 972 267	1 971 089	2 043 484
AUSTRIA.....	-	99 729	99 729	103 176	-	266 993	266 993	278 835
SWITZLD.....	-	71 175	70 741	73 722	-	305 795	303 154	314 446
SPAIN.....	-	13 053	13 053	15 280	-	185 754	185 755	203 291
ITALY.....	-	11 193	11 193	11 761	-	157 617	157 617	171 916
ISRAEL.....	-	-	-	-	-	49 484	49 524	55 367
JAPAN.....	-	-	-	-	-	30 427	30 427	32 000
OTH CTY.....	-	5 040	5 040	5 667	-	62 643	62 605	67 915
TOTAL.....	-	573 506	606 191	639 324	-	4 176 626	4 200 428	4 404 644
7183940 MACHINERY FOR PREPARING AND PROCESSING FRUITS AND VEGETABLES, AND PARTS								
FRANCE.....	-	28 450	28 450	29 655	-	217 226	217 226	227 563
W GERM.....	-	13 522	16 320	18 824	-	41 712	44 657	49 187
AUSTRIA.....	-	15 634	15 634	16 343	-	30 799	30 799	32 951
SWITZLD.....	-	1 819	1 819	1 879	-	82 587	82 587	85 189
ITALY.....	-	7 092	7 092	8 727	-	30 515	30 515	35 342
OTH CTY.....	-	8 891	8 903	9 394	-	61 074	61 258	64 222
TOTAL.....	-	75 408	78 218	84 822	-	463 913	467 042	494 454
7183950 MACHINERY, CHOCOLATE AND CONFECTIONERY, AND PARTS								
CANADA.....	-	30 362	30 642	30 647	-	82 985	83 509	83 724
DENMARK.....	-	2 631	2 631	2 805	-	622 951	622 951	643 225
U KING.....	-	16 577	16 578	18 334	-	84 660	84 660	90 349
NETHLDs.....	-	3 110	3 110	3 420	-	400 194	395 751	414 460
W GERM.....	-	266 325	265 781	276 263	-	616 804	611 610	636 953
SWITZLD.....	-	4 606	4 606	4 722	-	332 922	308 295	342 352
ITALY.....	-	36 866	36 866	37 487	-	61 471	61 471	63 395
OTH CTY.....	-	6 112	6 112	7 737	-	44 099	44 649	48 363
TOTAL.....	-	366 589	366 326	381 415	-	2 246 086	2 212 896	2 322 821
7183960 MACHINERY FOR PREPARING & MANUFACTURING FOOD OR DRINK, NES, AND PARTS								
CANADA.....	-	33 887	34 292	34 297	-	373 818	377 612	378 099
MEXICO.....	-	47 595	46 207	46 279	-	163 364	157 535	157 614
SWEDEN.....	-	-	-	-	-	191 287	191 919	199 584
DENMARK.....	-	7 253	7 253	8 286	-	144 121	136 128	142 709
U KING.....	-	16 463	16 488	17 541	-	228 069	227 371	240 308
NETHLDs.....	-	53 466	53 466	58 389	-	184 081	184 133	193 457
FRANCE.....	-	19 767	19 767	23 078	-	88 947	88 947	100 844
W GERM.....	-	234 735	234 735	245 404	-	3 282 406	3 281 010	3 392 210
AUSTRIA.....	-	2 861	2 861	3 127	-	76 976	76 905	86 013
SWITZLD.....	-	623 123	602 862	635 476	-	2 251 446	1 930 857	2 029 758
ITALY.....	-	116 934	116 827	123 075	-	647 853	647 928	698 036
CHINA T.....	-	-	-	-	-	83 562	83 562	91 093
JAPAN.....	-	62 084	62 084	66 371	-	252 860	250 822	273 014
AUSTRAL.....	-	8 840	8 840	9 617	-	45 059	45 059	48 249
OTH CTY.....	-	13 234	13 234	13 648	-	53 687	53 687	57 336
TOTAL.....	-	1 240 242	1 218 916	1 284 588	-	8 067 536	7 733 475	8 088 324
7184000 CONSTRUCTION & MINING MACHINERY INCLUDING EXTRACTING, ETC, MECH SHOVELS, SCRAPERS & DOZERS								
CANADA.....	-	4 364 117	4 376 392	4 410 386	-	30 877 357	30 779 624	31 193 620
MEXICO.....	-	515 901	513 481	513 481	-	2 510 722	2 489 377	2 489 504
ARGENT.....	-	32 890	32 890	34 470	-	229 402	229 402	239 799
SWEDEN.....	-	408 238	408 238	423 085	-	2 459 181	2 419 490	2 574 025
FINLAND.....	-	3 427	3 437	3 900	-	49 868	50 699	52 264
DENMARK.....	-	-	-	-	-	121 330	120 871	131 171
U KING.....	-	2 885 313	2 828 119	3 066 367	-	16 146 003	16 018 505	17 314 818
NETHLDs.....	-	108 092	108 181	200 008	-	232 610	241 813	342 447
BELGIUM.....	-	1 412 063	1 413 696	1 500 132	-	5 566 723	5 553 133	5 896 046
FRANCE.....	-	1 280 696	1 282 866	1 364 040	-	17 611 819	17 568 080	18 655 199
W GERM.....	-	4 545 539	4 403 945	4 570 298	-	29 139 851	28 843 828	30 116 821
AUSTRIA.....	-	115 931	115 931	120 195	-	1 484 716	1 486 475	1 530 055
SWITZLD.....	-	4 389	4 389	4 780	-	55 753	57 242	58 456
USSR.....	-	-	-	-	-	39 907	39 907	48 000
SPAIN.....	-	16 883	16 883	18 745	-	114 884	107 024	114 466
PORTUGL.....	-	27 661	27 661	30 000	-	54 063	53 866	58 390
ITALY.....	-	2 935 749	2 935 005	3 118 025	-	7 460 759	7 183 041	7 978 142
KOR REP.....	-	-	-	-	-	70 352	70 352	77 322
CHINA T.....	-	182 598	182 598	197 437	-	858 646	858 646	922 736
JAPAN.....	-	3 149 535	3 027 066	3 321 297	-	20 762 637	20 009 332	21 997 590
AUSTRAL.....	-	55 160	55 160	60 241	-	265 147	265 183	296 630
REP SAF.....	-	19 227	19 227	25 096	-	108 901	107 767	125 494
OTH CTY.....	-	4 881	4 900	5 240	-	27 603	27 622	29 179
TOTAL.....	-	22 068 290	21 760 065	22 987 223	-	136 248 234	134 581 279	142 242 174

Table 2. Schedule A Commodity by Country of Origin, Customs, F.a.s., and C.i.f. Values—Continued

(See "Explanation of Statistics" for information on coverage, definitions of Customs, f.a.s., and c.i.f. values, sources of error in the data, OTH CTY (other countries), and other definitions and features of the import statistics. Shipments valued less than \$251 are shown only under Schedule A commodity number 990.0000 and excluded from all other commodities.)

Country of origin	Schedule A commodity number, description and unit of quantity							
	Current month				Cumulative, January to date			
	Net quantity	Value (dollars)			Net quantity	Value (dollars)		
Customs		F.a.s.	C.i.f.	Customs		F.a.s.	C.i.f.	
7185120	MACHINES FOR SORTING, WASHING, CRUSHING, ETC MINERAL SUBSTANCES IN SOLID FORM							(NO)
CANADA.....	25	103 622	104 608	104 638	164	886 415	883 782	892 104
SWEDEN.....	-	-	-	-	8	115 355	115 968	119 384
U KING.....	27	199 431	201 599	218 592	126	830 578	834 542	906 930
NETHLDs.....	1	40 698	40 698	43 534	3	58 102	58 102	61 735
FRANCE.....	4	48 076	48 076	56 534	74	55 895	55 895	64 668
W GERM.....	15	37 786	37 786	39 342	205	1 747 044	1 742 567	1 836 431
JAPAN.....	1	9 063	9 063	9 737	11	327 897	327 897	348 248
OTH CTY.....	-	-	-	-	76	63 221	63 228	70 245
TOTAL.....	73	438 676	441 830	472 377	667	4 084 507	4 081 981	4 299 745
7185140	PARTS OF MACHINERY FOR SORTING, WASHING, CRUSHING, ETC MINERAL SUBSTANCES IN SOLID FORM							
CANADA.....	-	941 764	936 110	947 775	-	3 647 266	3 633 571	3 658 219
SWEDEN.....	-	89 816	89 816	94 440	-	334 595	333 547	346 353
NORWAY.....	-	-	-	-	-	34 096	34 096	35 427
DENMARK.....	-	-	-	-	-	51 643	51 643	56 442
U KING.....	-	297 570	297 620	319 020	-	1 085 876	1 086 533	1 172 102
NETHLDs.....	-	75 597	75 597	77 620	-	368 271	368 271	378 375
FRANCE.....	-	2 357	2 357	3 018	-	73 652	73 550	77 106
W GERM.....	-	527 541	495 308	531 694	-	800 272	768 047	821 920
AUSTRIA.....	-	266 346	266 376	279 566	-	580 722	580 751	610 906
SWITZLD.....	-	19 170	19 170	20 473	-	33 205	34 120	36 141
ITALY.....	-	2 356	2 356	2 501	-	147 201	147 201	169 741
SINGAPR.....	-	17 214	17 214	17 534	-	105 072	105 193	106 636
PHIL R.....	-	24 754	24 754	26 714	-	79 859	79 859	85 709
CHINA T.....	-	-	-	-	-	153 948	153 948	164 393
JAPAN.....	-	68 227	67 335	73 682	-	349 889	341 735	371 765
AUSTRAL.....	-	-	-	-	-	47 395	47 395	48 881
REP SAF.....	-	-	-	-	-	42 254	42 254	47 497
OTH CTY.....	-	22 742	22 747	25 332	-	47 644	47 729	52 147
TOTAL.....	-	2 355 454	2 316 760	2 419 369	-	7 982 860	7 929 443	8 239 760
7185160	MACHINES FOR MOLDING & FORMING MINERAL MATERIALS INCL FORMG SAND FNDRY MOLDS, & PARTS							
CANADA.....	-	301 159	302 350	303 686	-	1 728 974	1 734 838	1 740 318
MEXICO.....	-	10 256	10 256	10 256	-	104 559	104 559	104 559
SWEDEN.....	-	10 065	10 065	10 503	-	377 190	377 473	397 025
DENMARK.....	-	220 183	216 262	220 483	-	1 483 055	1 479 090	1 529 265
U KING.....	-	147 913	149 788	159 610	-	1 103 074	1 113 141	1 191 816
NETHLDs.....	-	41 743	41 743	44 295	-	183 715	183 715	191 214
BELGIUM.....	-	1 341	1 341	1 567	-	93 889	93 889	99 596
FRANCE.....	-	-	-	-	-	150 502	150 513	156 119
W GERM.....	-	245 205	244 819	254 803	-	2 092 685	2 083 521	2 154 791
AUSTRIA.....	-	27 266	27 266	30 335	-	159 402	158 176	174 943
SWITZLD.....	-	3 095	3 095	3 133	-	207 003	207 003	219 390
ITALY.....	-	5 744	5 744	6 206	-	129 668	130 078	142 635
JAPAN.....	-	132 551	132 551	138 826	-	431 356	426 478	469 395
REP SAF.....	-	48 400	48 400	56 065	-	48 400	48 400	56 065
OTH CTY.....	-	8 402	8 260	8 822	-	55 832	55 663	62 185
TOTAL.....	-	1 203 323	1 201 940	1 248 590	-	8 349 304	8 346 537	8 689 316
7185200	MACHINES, GLASS-WORKING, EXCEPT WORKING IN THE COLD, INCL LAMP & TUBE ASSEMBLING, & PTS							
CANADA.....	-	82 463	82 906	82 906	-	164 215	166 283	166 386
BRAZIL.....	-	67 026	67 026	67 779	-	78 169	78 169	79 288
SWEDEN.....	-	147 303	148 080	153 692	-	974 104	978 954	1 014 422
FINLAND.....	-	-	-	-	-	79 551	79 551	87 541
U KING.....	-	235 214	235 689	240 967	-	576 852	578 766	595 393
NETHLDs.....	-	630 488	630 488	643 550	-	2 596 313	2 596 313	2 628 426
BELGIUM.....	-	2 435	2 435	2 719	-	1 182 286	1 182 344	1 266 379
FRANCE.....	-	90 116	90 116	92 415	-	842 161	842 161	862 407
W GERM.....	-	32 312	32 327	33 113	-	316 037	303 161	329 101
ITALY.....	-	59 483	59 483	63 790	-	186 299	186 298	197 192
JAPAN.....	-	2 408	2 408	2 647	-	85 730	85 731	91 587
OTH CTY.....	-	898	977	992	-	19 828	19 907	20 827
TOTAL.....	-	1 350 146	1 351 935	1 384 570	-	7 101 545	7 097 638	7 338 949
7191100	PRODUCER GAS AND WATER GAS GENRTRS, W OR W/O PURIFIERS; ACETYLENE A OTH GAS GENRTRS A PTS							
CANADA.....	-	21 484	21 723	21 723	-	180 691	183 015	183 015
U KING.....	-	361	361	448	-	202 875	202 875	228 157
W GERM.....	-	42 577	42 577	43 077	-	65 657	65 657	69 262
OTH CTY.....	-	2 264	2 264	3 095	-	4 179	4 179	5 209
TOTAL.....	-	66 686	66 925	68 343	-	453 402	455 726	485 643
7191300	FURNACE BURNERS, MECHANICAL STOKERS, ETC, AND PARTS							
CANADA.....	-	15 337	15 429	15 429	-	344 220	348 142	348 208
MEXICO.....	-	-	-	-	-	545 782	545 782	609 754
U KING.....	-	7 773	7 773	8 261	-	260 067	260 067	276 082
NETHLDs.....	-	-	-	-	-	36 793	36 793	39 934
W GERM.....	-	5 036	5 036	5 347	-	58 012	58 021	60 334
KOR REP.....	-	-	-	-	-	130 363	130 363	146 229
JAPAN.....	-	950	950	1 055	-	59 407	59 407	67 829
OTH CTY.....	-	10 835	8 455	8 659	-	65 262	62 911	71 914
TOTAL.....	-	39 931	37 643	38 751	-	1 499 906	1 501 486	1 620 284

Table 2. Schedule A Commodity by Country of Origin, Customs, F.a.s., and C.i.f. Values—Continued

(See "Explanation of Statistics" for information on coverage, definitions of Customs, f.a.s., and c.i.f. values, sources of error in the data, OTH CTY (other countries), and other definitions and features of the import statistics. Shipments valued less than \$251 are shown only under Schedule A commodity number 990.0000 and excluded from all other commodities.)

Country of origin	Schedule A commodity number, description and unit of quantity							
	Net quantity	Current month			Net quantity	Cumulative, January to date		
		Value (dollars)				Value (dollars)		
	Customs	F.a.s.	C.i.f.	Customs	F.a.s.	C.i.f.		
7191400	INDUSTRIAL AND LABORATORY FURNACES AND OVENS, NON-ELECTRIC, AND PARTS THEREOF							
CANADA.....	-	440 993	446 308	446 341	-	1 760 697	1 774 412	1 775 476
SWEDEN.....	-	32 778	32 778	36 339	-	84 058	84 058	92 989
FINLAND.....	-	-	-	-	-	40 890	40 890	42 136
U KING.....	-	129 534	129 534	145 170	-	526 584	526 634	592 369
NETHLDs.....	-	58 518	58 518	64 202	-	414 241	414 241	521 076
BELGIUM.....	-	-	-	-	-	369 998	369 998	397 079
FRANCE.....	-	-	-	-	-	351 302	351 302	374 262
W GERM.....	-	120 040	120 040	129 728	-	1 855 921	1 855 989	2 116 080
ITALY.....	-	1 114 052	1 114 052	1 168 259	-	3 271 869	3 271 869	3 438 085
ISRAEL.....	-	-	-	-	-	37 312	37 312	44 332
JAPAN.....	-	28 203	25 649	30 886	-	46 917	43 603	50 681
OTH CTY.....	-	10 386	10 386	11 758	-	22 063	22 063	24 466
TOTAL.....	-	1 934 504	1 937 265	2 032 683	-	8 781 852	8 792 371	9 469 031
7191810	AIR-COND MACH, COMPR A MOTOR-DRVN FAN A ELEMNTS FOR CHNGNG THE TEMP A HUM OF AIR, A PTS							
CANADA.....	-	1 540 002	1 523 725	1 571 254	-	7 243 078	7 198 055	7 313 784
MEXICO.....	-	278 815	280 845	280 845	-	1 973 715	1 990 681	1 990 681
BRAZIL.....	-	-	-	-	-	111 231	111 231	118 987
SWEDEN.....	-	451 407	451 407	457 978	-	3 264 697	3 206 696	3 345 533
U KING.....	-	61 595	64 175	66 644	-	336 752	342 341	351 135
FRANCE.....	-	988	988	1 262	-	61 270	61 020	67 821
W GERM.....	-	102 450	102 450	106 972	-	550 658	548 725	572 663
JAPAN.....	-	559 041	559 041	605 631	-	2 931 594	2 931 745	3 155 695
OTH CTY.....	-	15 916	15 933	17 955	-	61 927	61 944	69 697
TOTAL.....	-	3 010 214	2 998 564	3 108 541	-	16 534 922	16 452 438	16 985 996
7191820	AIR-CONDITIONERS, AUTOMOTIVE, CANADIAN ARTICLE, APTA							
CANADA.....	-	217 132	220 932	220 932	-	857 404	870 949	870 949
TOTAL.....	-	217 132	220 932	220 932	-	857 404	870 949	870 949
7191900	IND MACH A LAB EQUIP FOR TREATMENT OF MATERIALS BY A PROCESS INVOLVING TEMP CHANGE, A PTS							
CANADA.....	-	1 497 024	1 437 861	1 437 938	-	8 918 698	8 856 448	8 821 147
SWEDEN.....	-	291 837	290 589	300 842	-	1 790 924	1 787 464	1 862 913
NORWAY.....	-	-	-	-	-	171 658	171 658	178 912
FINLAND.....	-	3 267	3 267	3 439	-	501 728	501 728	558 506
DENMARK.....	-	167 402	166 905	172 845	-	928 708	919 640	978 713
U KING.....	-	1 036 312	833 419	1 059 080	-	5 597 430	4 394 858	5 862 722
NETHLDs.....	-	78 136	78 136	80 775	-	1 569 843	1 560 847	1 628 261
BELGIUM.....	-	97 195	97 195	98 103	-	425 077	405 081	428 912
FRANCE.....	-	1 919 610	1 920 610	2 031 487	-	7 427 486	7 436 484	7 832 549
W GERM.....	-	1 019 625	1 018 399	1 054 875	-	12 402 519	12 413 914	13 270 550
SWITZLD.....	-	234 752	237 409	243 594	-	2 123 477	2 117 951	2 199 745
SPAIN.....	-	344 753	344 753	363 503	-	461 847	461 847	489 005
ITALY.....	-	971 623	953 697	1 008 720	-	5 314 247	5 275 526	5 973 874
YUGOSLV.....	-	-	-	-	-	33 000	33 225	33 225
CHINA T.....	-	-	-	-	-	100 131	100 131	115 406
JAPAN.....	-	564 734	559 422	594 104	-	4 544 320	4 526 582	4 934 367
AUSTRAL.....	-	36 830	36 830	37 428	-	66 607	66 561	68 520
REP SAF.....	-	-	-	-	-	122 825	122 825	132 760
OTH CTY.....	-	979	979	1 181	-	34 019	34 319	35 854
TOTAL.....	-	8 264 079	7 979 471	8 487 914	-	52 534 544	51 187 089	55 405 941
7192110	FUEL INJECTION PUMPS FOR COMPRESSION-IGNITION ENGINES, AND PARTS							
CANADA.....	-	4 595	4 590	4 595	-	33 378	33 547	33 708
MEXICO.....	-	10 124	10 124	10 228	-	39 410	39 410	40 093
U KING.....	-	214 655	214 902	225 289	-	1 850 671	1 827 012	1 900 805
NETHLDs.....	-	769 713	769 713	776 958	-	4 936 705	4 913 094	4 954 788
FRANCE.....	-	52 554	52 554	53 169	-	274 215	274 207	279 444
W GERM.....	-	2 238 640	2 238 913	2 284 456	-	12 247 796	12 247 518	12 634 786
SWITZLD.....	-	23 602	23 602	24 706	-	113 097	113 098	116 128
ESTONIA.....	-	-	-	-	-	47 281	47 281	48 004
POLAND.....	-	9 161	9 161	9 764	-	74 409	74 409	76 014
ITALY.....	-	461 054	460 821	467 345	-	2 195 294	2 173 542	2 207 636
JAPAN.....	-	83 161	83 162	85 297	-	706 748	702 663	721 833
OTH CTY.....	-	16 448	16 459	16 902	-	79 036	78 738	82 239
TOTAL.....	-	3 883 707	3 884 001	3 958 709	-	22 598 040	22 524 519	23 095 478
7192130	PUMPS FOR LIQUIDS, NES, INCLUDING SUBMRSB PUMPS AND PUMPS FITTED WITH MEASURING DEVICES (NO)							
CANADA.....	14 803	863 639	852 574	866 585	344 650	5 668 666	5 310 779	5 616 096
MEXICO.....	1 408	8 357	8 401	9 050	10 222	71 854	72 428	77 428
BRAZIL.....	5 761	19 352	19 352	20 262	35 979	102 513	101 691	108 043
SWEDEN.....	4 551	392 063	388 749	407 613	55 941	2 343 391	2 276 675	2 422 793
NORWAY.....	3	864	864	1 019	44	129 971	129 971	132 815
DENMARK.....	23	10 204	9 979	10 130	1 936	88 257	87 801	92 186
U KING.....	40 707	1 253 855	1 290 595	1 383 276	277 860	7 942 608	7 930 655	8 713 681
IRELAND.....	79	43 728	43 728	44 946	1 467	263 013	258 714	266 926
NETHLDs.....	105	19 167	19 186	20 401	2 468	89 653	89 782	94 276
BELGIUM.....	731	6 123	6 123	6 330	2 659	62 033	54 995	66 718
FRANCE.....	2 387	69 503	68 961	72 550	32 388	1 016 333	1 004 725	1 056 465
W GERM.....	38 775	1 157 541	1 198 199	1 304 875	296 219	7 140 611	6 919 278	7 599 607
AUSTRIA.....	11	8 454	8 454	8 814	291	50 621	50 869	54 812
SWITZLD.....	19 836	133 911	133 125	137 956	21 929	453 568	452 147	474 393
SPAIN.....	82	50 753	50 753	54 798	3 436	330 420	330 405	357 681

Table 2. Schedule A Commodity by Country of Origin, Customs, F.a.s., and C.i.f. Values—Continued

(See "Explanation of Statistics" for information on coverage, definitions of Customs, f.a.s., and c.i.f. values, sources of error in the data, OTH CTY (other countries), and other definitions and features of the import statistics. Shipments valued less than \$251 are shown only under Schedule A commodity number 990.0000 and excluded from all other commodities.)

Country of origin	Schedule A commodity number, description and unit of quantity							
	Current month				Cumulative, January to date			
	Net quantity	Value (dollars)			Net quantity	Value (dollars)		
Customs		F.a.s.	C.i.f.	Customs		F.a.s.	C.i.f.	
PORTUGL.....	-	-	-	-	84 612	165 735	165 735	185 458
ITALY.....	12 114	165 409	165 165	200 758	41 856	864 934	837 928	960 515
ROMANIA.....	-	-	-	-	1 580	62 869	62 869	64 120
HG KONG.....	4 680	3 726	3 726	5 064	175 291	151 794	151 655	175 110
CHINA T.....	20 060	18 666	18 666	19 673	80 833	63 715	64 629	68 300
JAPAN.....	96 417	503 954	497 598	530 564	971 233	4 358 030	4 306 623	4 570 262
AUSTRAL.....	14	86 277	86 277	91 403	302	382 115	382 161	409 706
N ZEAL.....	50	414	416	416	551	102 281	102 283	109 539
OTH CTY.....	164	14 637	14 637	15 812	26 390	95 845	96 022	103 237
TOTAL.....	262 761	4 830 597	4 885 528	5 212 290	2 468 137	32 000 830	31 240 820	33 780 167
7192140	PARTS OF PUMPS FOR LIQUIDS							
CANADA.....	-	1 068 227	1 049 755	1 068 129	-	6 230 362	6 095 450	6 224 144
MEXICO.....	-	61 306	61 818	62 271	-	345 402	351 655	354 553
COLOMB.....	-	9 776	9 776	10 663	-	40 013	40 016	44 182
CHILE.....	-	1 285	1 285	1 469	-	88 594	88 594	90 880
BRAZIL.....	-	37 500	37 500	43 700	-	127 243	126 913	145 371
SWEDEN.....	-	305 539	306 002	321 205	-	2 267 547	2 271 213	2 383 086
U KING.....	-	419 888	419 321	446 840	-	2 596 679	2 600 501	2 747 367
NETHLDs.....	-	10 346	10 346	11 016	-	64 548	64 548	69 772
BELGIUM.....	-	53 345	53 344	55 045	-	534 934	534 935	560 843
FRANCE.....	-	91 096	91 107	95 347	-	938 185	937 683	968 344
W GERM.....	-	261 623	258 832	275 310	-	4 148 697	4 119 269	4 264 287
AUSTRIA.....	-	4 377	4 196	4 359	-	35 435	35 254	37 601
SWITZLD.....	-	16 216	15 893	17 082	-	180 341	179 955	188 944
SPAIN.....	-	36 548	36 548	39 320	-	194 644	194 642	230 925
ITALY.....	-	29 752	29 761	33 887	-	208 086	208 476	221 109
INDIA.....	-	40 156	40 156	49 351	-	233 152	233 148	288 474
KOR REP.....	-	-	-	-	-	83 956	83 856	96 342
JAPAN.....	-	382 941	376 411	390 322	-	2 257 156	2 226 781	2 348 937
AUSTRAL.....	-	17 875	17 875	18 781	-	182 487	182 523	199 744
REP SAF.....	-	6 353	6 353	7 286	-	85 245	85 245	91 035
OTH CTY.....	-	17 903	17 903	19 149	-	117 974	116 230	125 453
TOTAL.....	-	2 872 052	2 844 182	2 970 532	-	20 960 680	20 776 887	21 681 393
7192150	PUMPS FOR LIQUIDS, NES, CANADIAN ARTICLE APTA							
CANADA.....	-	810 803	823 643	824 427	-	5 417 343	5 481 699	5 476 132
TOTAL.....	-	810 803	823 643	824 427	-	5 417 343	5 481 699	5 476 132
7192220	FANS AND BLOWERS AND PARTS							
CANADA.....	-	1 117 230	1 132 823	1 133 280	-	8 629 180	8 729 623	8 743 760
MEXICO.....	-	42 599	42 653	42 653	-	347 527	347 639	347 579
SWEDEN.....	-	20 509	20 991	21 411	-	199 479	203 828	208 319
DENMARK.....	-	343	343	703	-	69 328	69 909	72 247
U KING.....	-	209 414	201 018	216 832	-	1 474 102	1 435 053	1 529 222
NETHLDs.....	-	3 105	3 572	3 342	-	93 110	93 586	96 461
FRANCE.....	-	121 006	120 819	129 759	-	613 725	611 992	642 142
W GERM.....	-	396 147	399 932	424 666	-	6 349 262	6 339 945	6 759 362
SWITZLD.....	-	22 905	22 853	24 717	-	115 476	114 461	120 758
ITALY.....	-	7 921	7 537	9 427	-	62 350	57 051	71 102
HG KONG.....	-	18 586	18 761	20 210	-	125 570	124 825	136 272
CHINA T.....	-	-	-	-	-	60 208	59 749	65 401
JAPAN.....	-	311 127	313 641	333 964	-	981 712	988 186	1 052 905
OTH CTY.....	-	34 200	34 200	44 586	-	88 150	88 301	106 339
TOTAL.....	-	2 305 092	2 319 143	2 405 550	-	19 209 179	19 264 148	19 951 869
7192240	COMPRESSORS, INCLUDING COMPRESSORS FOR REFRIGERATION AND AIR-CONDITIONING (NO)							
CANADA.....	6 128	318 327	315 773	317 335	27 381	1 755 596	1 746 886	1 764 763
SWEDEN.....	-	-	-	-	140	134 958	126 553	140 419
DENMARK.....	1	300	310	310	1 456	60 228	60 238	62 994
U KING.....	812	212 140	212 122	219 742	5 089	1 263 537	1 259 468	1 318 494
NETHLDs.....	23	140 327	139 397	142 604	46	227 204	226 274	232 049
BELGIUM.....	39	583 452	583 452	605 087	347	3 638 820	3 389 891	3 806 365
FRANCE.....	12	41 419	47 419	48 758	543	152 183	151 859	159 192
W GERM.....	4 095	200 565	199 761	207 641	45 169	2 959 415	2 951 373	3 034 640
AUSTRIA.....	-	-	-	-	184	289 115	286 180	296 141
SWITZLD.....	6	47 450	35 898	36 434	14	198 899	184 872	189 307
ITALY.....	18 658	551 462	551 462	589 449	160 313	3 717 101	3 710 788	3 899 861
CHINA T.....	-	-	-	-	895	39 971	39 971	44 716
JAPAN.....	5 622	231 861	231 861	242 925	202 862	6 449 278	6 457 713	6 672 690
OTH CTY.....	51	13 656	13 659	14 271	241	29 237	29 013	31 257
TOTAL.....	35 447	2 340 959	2 331 114	2 424 556	444 680	20 915 542	20 621 079	21 652 888
7192260	PARTS OF COMPRESSORS							
CANADA.....	-	644 002	645 471	644 375	-	2 479 216	2 459 211	2 472 176
MEXICO.....	-	5 440	5 940	5 940	-	156 779	157 919	160 346
BRAZIL.....	-	34 215	34 215	37 100	-	144 387	119 300	132 397
SWEDEN.....	-	16 022	16 031	16 882	-	192 802	190 639	208 798
FINLAND.....	-	-	-	-	-	52 780	52 780	54 149
U KING.....	-	661 537	647 727	682 129	-	3 617 319	3 588 217	3 793 781
NETHLDs.....	-	21 119	21 119	22 674	-	111 485	111 442	115 824
BELGIUM.....	-	29 301	29 301	32 466	-	847 927	806 529	890 142
FRANCE.....	-	235 540	244 480	252 861	-	940 823	949 934	1 005 904
W GERM.....	-	305 307	305 317	314 770	-	1 355 309	1 355 293	1 394 271
AUSTRIA.....	-	144 018	142 303	151 868	-	948 324	937 062	997 461

Table 2. Schedule A Commodity by Country of Origin, Customs, F.a.s., and C.i.f. Values—Continued

(See "Explanation of Statistics" for information on coverage, definitions of Customs, f.a.s., and c.i.f. values, sources of error in the data, OTH CTY (other countries), and other definitions and features of the import statistics. Shipments valued less than \$251 are shown only under Schedule A commodity number 990.0000 and excluded from all other commodities.)

Country of origin	Schedule A commodity number, description and unit of quantity							
	Net quantity	Current month			Net quantity	Cumulative, January to date		
		Value (dollars)				Value (dollars)		
	Customs	F.a.s.	C.i.f.	Customs	F.a.s.	C.i.f.		
SWITZLD.....	-	29 691	29 691	31 518	-	590 348	573 364	591 246
PORTUGL.....	-	4 074	4 074	4 342	-	88 060	85 940	95 141
ITALY.....	-	58 792	58 792	61 301	-	589 798	589 798	618 878
JAPAN.....	-	156 274	150 141	163 696	-	1 711 123	1 654 346	1 776 115
AUSTRAL.....	-	9 382	9 382	10 872	-	39 225	39 225	43 222
OTH CTY.....	-	10 257	10 257	11 621	-	73 012	72 815	82 767
TOTAL.....	-	2 364 971	2 354 241	2 444 415	-	13 938 717	13 743 814	14 432 618
7192270	COMPRESSORS AND PARTS, CANADIAN ARTICLE APTA							
CANADA.....	-	136 001	136 755	136 755	-	1 030 272	1 040 103	1 040 197
TOTAL.....	-	136 001	136 755	136 755	-	1 030 272	1 040 103	1 040 197
7192280	PUMPS, AIR AND VACUUM, AND PARTS							
CANADA.....	-	396 975	329 170	398 579	-	1 460 248	1 289 065	1 468 589
SWEDEN.....	-	60 158	50 343	61 189	-	479 472	401 493	487 510
U KING.....	-	157 877	152 887	169 017	-	1 008 122	856 138	1 056 394
IRELAND.....	-	-	-	-	-	121 230	117 666	124 998
FRANCE.....	-	67 856	67 856	70 910	-	968 099	968 605	1 018 913
W GERM.....	-	425 420	424 756	438 593	-	1 717 564	1 705 563	1 778 025
SWITZLD.....	-	5 494	5 494	5 544	-	133 527	133 527	143 134
ITALY.....	-	170 030	170 843	197 115	-	494 195	495 336	536 401
KOR REP.....	-	-	-	-	-	34 494	34 395	36 788
HG KONG.....	-	-	-	-	-	193 771	193 567	205 573
CHINA T.....	-	23 248	23 248	27 319	-	309 649	312 980	355 648
JAPAN.....	-	167 975	170 446	186 027	-	2 494 515	2 485 406	2 660 482
N ZEAL.....	-	41 511	41 925	43 133	-	226 737	226 950	238 634
OTH CTY.....	-	3 664	3 184	3 293	-	63 292	62 937	65 531
TOTAL.....	-	1 520 208	1 440 152	1 600 719	-	9 704 915	9 283 628	10 176 620
7192320	CENTRIFUGES, EXCEPT CREAM SEPARATORS, AND PARTS							
CANADA.....	-	13 984	14 105	14 153	-	269 780	273 155	273 262
MEXICO.....	-	17 769	14 187	14 187	-	101 740	90 533	90 533
SWEDEN.....	-	250 109	252 214	254 622	-	1 712 623	1 745 215	1 756 146
DENMARK.....	-	63 562	63 562	65 138	-	574 011	573 905	588 392
U KING.....	-	26 403	26 450	27 554	-	389 141	389 199	407 600
NETHLDs.....	-	15 464	15 488	15 829	-	199 170	191 350	196 485
BELGIUM.....	-	6 479	6 479	7 193	-	88 732	83 260	85 636
FRANCE.....	-	368	368	429	-	45 088	45 088	47 474
W GERM.....	-	1 591 039	1 303 984	1 622 318	-	7 814 568	6 391 642	7 884 700
SWITZLD.....	-	28 861	28 954	29 949	-	115 796	115 889	121 003
SPAIN.....	-	-	-	-	-	87 998	87 627	90 550
ITALY.....	-	31 875	31 875	33 372	-	274 364	274 364	284 082
JAPAN.....	-	295 075	245 543	253 172	-	1 021 183	879 203	915 779
OTH CTY.....	-	4 718	4 718	5 438	-	35 019	35 019	38 727
TOTAL.....	-	2 345 706	2 007 927	2 343 354	-	12 729 213	11 175 449	12 780 369
7192340	MACHINES, FILTERING & PURIFYING, NES, AND PARTS							
CANADA.....	-	601 563	579 954	609 280	-	5 433 706	5 379 249	5 463 244
MEXICO.....	-	8 502	9 052	9 124	-	150 146	149 865	149 977
JAMAICA.....	-	91 542	91 542	126 012	-	202 035	202 035	241 122
SWEDEN.....	-	47 357	47 360	49 878	-	1 225 416	1 207 250	1 322 501
NORWAY.....	-	-	-	-	-	877 463	877 463	924 647
DENMARK.....	-	5 152	5 152	5 677	-	58 836	58 836	64 381
U KING.....	-	649 442	649 162	694 099	-	2 656 988	2 616 850	2 816 222
NETHLDs.....	-	11 422	11 422	11 854	-	121 410	121 410	128 872
BELGIUM.....	-	-	-	-	-	61 105	61 105	65 864
FRANCE.....	-	68 107	67 395	77 124	-	1 242 456	1 231 780	1 340 458
W GERM.....	-	401 749	403 355	430 877	-	1 931 203	1 931 294	2 052 765
SWITZLD.....	-	28 501	26 639	29 518	-	336 798	317 620	367 779
ITALY.....	-	19 322	19 322	21 517	-	166 170	166 170	182 091
JAPAN.....	-	7 233	7 233	7 839	-	188 745	188 745	203 887
OTH CTY.....	-	4 695	4 717	4 752	-	19 572	19 811	21 379
TOTAL.....	-	1 944 587	1 922 305	2 077 551	-	14 672 049	14 529 483	15 345 189
7193120	ELEVATORS, PASSENGER, & MOVING STAIRWAYS, AND PARTS							
CANADA.....	-	178 203	178 989	183 242	-	799 180	801 508	825 733
W GERM.....	-	7 458	7 458	9 212	-	556 405	556 405	614 253
SPAIN.....	-	15 328	15 328	17 599	-	40 461	40 461	46 749
JAPAN.....	-	681	681	750	-	119 084	119 104	135 460
OTH CTY.....	-	6 663	6 663	7 130	-	146 086	146 086	164 257
TOTAL.....	-	208 333	209 119	217 933	-	1 661 216	1 663 564	1 786 452
7193140	CONVEYORS, INCL BELT CONVEYORS, & PARTS							
CANADA.....	-	854 787	871 721	871 915	-	6 077 371	6 142 010	6 149 252
MEXICO.....	-	4 320	4 320	4 689	-	101 768	102 465	102 834
SWEDEN.....	-	36 108	36 109	39 867	-	3 891 931	3 891 932	4 026 149
FINLAND.....	-	-	-	-	-	684 562	684 562	712 528
DENMARK.....	-	434 384	434 428	447 185	-	461 716	461 789	476 919
U KING.....	-	105 719	105 719	111 051	-	612 944	613 894	668 710
NETHLDs.....	-	3 531	3 531	3 594	-	35 080	35 079	41 654
FRANCE.....	-	669 436	669 436	691 111	-	4 349 291	4 345 131	4 528 949
W GERM.....	-	196 646	197 261	212 755	-	1 300 883	1 303 391	1 402 300
SWITZLD.....	-	304 475	227 717	317 142	-	1 258 151	1 020 662	1 303 597
ITALY.....	-	111 776	111 776	116 029	-	203 902	203 966	214 435

Table 2. **Schedule A Commodity by Country of Origin, Customs, F.a.s., and C.i.f. Values—Continued**

(See "Explanation of Statistics" for information on coverage, definitions of Customs, f.a.s., and c.i.f. values, sources of error in the data, OTH CTY (other countries), and other definitions and features of the import statistics. Shipments valued less than \$251 are shown only under Schedule A commodity number 990.0000 and excluded from all other commodities.)

Country of origin	Schedule A commodity number, description and unit of quantity							
	Current month			Cumulative, January to date				
	Net quantity	Value (dollars)			Net quantity	Value (dollars)		
Customs		F.a.s.	C.i.f.	Customs		F.a.s.	C.i.f.	
CHINA T.....	-	45 334	45 334	48 980	-	84 236	84 236	92 172
JAPAN.....	-	702 608	725 282	791 343	-	1 216 345	1 239 019	1 401 941
OTH CTY.....	-	3 660	3 660	4 356	-	61 392	61 420	67 933
TOTAL.....	-	3 472 784	3 436 294	3 660 017	-	20 339 572	20 189 556	21 189 373
7193155	HOISTS AND WINCHES, AND PARTS THEREOF							
CANADA.....	-	825 069	829 876	830 536	-	6 405 865	6 412 450	6 414 218
MEXICO.....	-	60 376	60 535	60 535	-	158 778	161 955	161 955
SWEDEN.....	-	153 569	152 593	162 077	-	1 216 613	1 214 882	1 323 994
NORWAY.....	-	130 847	130 847	141 411	-	665 346	659 854	782 866
DENMARK.....	-	1 669	1 669	1 799	-	61 825	61 825	68 866
U KING.....	-	194 563	193 840	204 015	-	1 062 924	1 062 975	1 110 272
NETHLDs.....	-	1 047	1 047	1 137	-	139 528	139 635	141 493
BELGIUM.....	-	45 990	37 218	38 663	-	244 908	195 118	200 962
FRANCE.....	-	595	595	703	-	68 320	67 763	70 599
W GERM.....	-	260 577	260 563	268 422	-	2 880 538	2 874 952	2 974 244
ITALY.....	-	6 021	6 161	6 624	-	44 684	44 883	50 739
KOR REP.....	-	12 087	12 079	14 515	-	36 740	36 729	42 419
HG KONG.....	-	3 091	3 125	3 461	-	37 767	37 992	41 137
CHINA T.....	-	8 230	8 230	8 381	-	173 745	174 198	183 995
JAPAN.....	-	181 496	180 489	190 596	-	1 551 284	1 536 097	1 608 941
AUSTRAL.....	-	132 962	132 962	135 952	-	285 126	285 126	291 587
OTH CTY.....	-	7 632	7 632	8 283	-	70 988	70 988	79 799
TOTAL.....	-	2 025 821	2 019 461	2 077 110	-	15 104 979	15 037 422	15 548 086
7193165	OVERHEAD TRAVELING CRANES, AND PARTS THEREOF							
CANADA.....	-	725 589	727 280	758 785	-	2 439 531	2 462 899	2 494 776
SWEDEN.....	-	28 168	28 221	33 140	-	93 966	94 055	102 415
DENMARK.....	-	239 867	239 867	247 494	-	458 073	456 082	492 406
U KING.....	-	186 457	186 457	190 943	-	202 389	202 410	207 329
IRELAND.....	-	-	-	-	-	38 647	38 647	39 843
FRANCE.....	-	278 917	279 260	300 190	-	448 670	448 838	478 552
W GERM.....	-	489 331	489 007	518 555	-	7 947 586	8 204 023	8 881 724
SWITZLD.....	-	292 447	292 447	317 841	-	327 212	327 212	353 917
ITALY.....	-	459 090	457 115	557 965	-	460 401	458 426	559 346
KOR REP.....	-	22 886	22 886	25 117	-	38 724	38 724	42 176
JAPAN.....	-	320	320	457	-	91 829	91 829	96 496
OTH CTY.....	-	12 275	12 275	13 713	-	48 445	48 445	52 654
TOTAL.....	-	2 735 347	2 735 135	2 964 200	-	12 595 473	12 871 590	13 801 634
7193180	MATERIALS HANDLING EQUIPMENT, NES							
CANADA.....	-	2 468 126	2 501 484	2 522 878	-	15 304 575	15 508 315	15 584 181
MEXICO.....	-	43 121	43 121	43 121	-	223 612	223 451	223 451
VENEZ.....	-	17 355	17 355	20 055	-	343 706	343 706	402 051
SWEDEN.....	-	610 085	596 962	643 551	-	4 473 272	4 426 616	4 702 215
NORWAY.....	-	40 119	38 834	40 037	-	106 521	105 082	107 861
FINLAND.....	-	2 180	2 180	2 209	-	56 839	56 839	58 959
DENMARK.....	-	43 485	35 857	39 118	-	404 570	395 459	432 201
U KING.....	-	413 371	414 325	443 979	-	4 789 370	4 664 303	5 026 750
IRELAND.....	-	494 739	494 739	624 240	-	814 222	814 612	973 916
NETHLDs.....	-	217 160	217 192	231 202	-	536 754	495 766	524 535
BELGIUM.....	-	52 372	52 372	53 633	-	333 594	330 478	345 444
FRANCE.....	-	173 651	173 641	182 186	-	3 044 116	3 045 237	3 304 645
W GERM.....	-	734 135	708 701	751 857	-	6 384 246	6 349 364	6 744 390
AUSTRIA.....	-	15 223	15 223	25 834	-	259 884	259 884	331 717
SWITZLD.....	-	116 323	116 685	120 612	-	2 825 724	2 824 307	2 953 037
SPAIN.....	-	1 655	1 655	1 880	-	55 404	55 404	60 476
PORTUGL.....	-	6 241	6 241	6 721	-	337 462	337 462	368 369
ITALY.....	-	27 977	28 013	36 705	-	297 966	297 432	339 176
ISRAEL.....	-	-	-	-	-	65 013	65 013	67 881
CHINA T.....	-	132 928	136 375	145 432	-	877 192	891 357	953 613
JAPAN.....	-	486 627	482 004	533 610	-	4 375 878	4 333 755	4 703 345
AUSTRAL.....	-	43 494	43 494	46 498	-	588 825	588 694	645 984
REP SAF.....	-	23 362	23 387	24 992	-	39 346	38 271	42 863
OTH CTY.....	-	27 013	26 986	29 261	-	34 878	35 010	38 010
TOTAL.....	-	6 190 742	6 176 826	6 569 611	-	46 572 969	46 485 817	48 935 070
7193200	TRUCKS, FORK-LIFT & OTHER SELF-PROPELLED WORK TRUCKS, PLATFORM TRACTORS, ETC, AND PARTS							
CANADA.....	-	880 532	803 760	889 804	-	6 403 673	5 958 592	6 470 445
MEXICO.....	-	23 252	23 414	23 414	-	242 421	242 983	242 983
BRAZIL.....	-	173 652	173 652	180 648	-	654 170	654 173	687 588
ARGENT.....	-	-	-	-	-	46 207	46 207	50 056
SWEDEN.....	-	7 071	7 071	7 646	-	60 485	60 515	64 127
U KING.....	-	459 575	458 329	497 943	-	2 610 333	2 575 776	2 793 333
NETHLDs.....	-	27 520	24 930	28 818	-	373 235	359 699	401 749
BELGIUM.....	-	24 055	24 055	26 462	-	160 678	160 665	176 967
FRANCE.....	-	-	-	-	-	793 098	793 217	853 237
W GERM.....	-	162 459	162 581	173 705	-	1 868 145	1 872 343	1 998 144
SWITZLD.....	-	-	-	-	-	50 854	51 084	56 993
SPAIN.....	-	390	390	939	-	191 884	187 769	200 262
JAPAN.....	-	1 038 661	1 014 513	1 109 504	-	14 955 770	14 878 628	16 274 882
AUSTRAL.....	-	26 692	26 692	27 927	-	92 863	92 863	98 366
OTH CTY.....	-	13 747	13 747	18 027	-	73 938	73 947	85 205
TOTAL.....	-	2 837 606	2 733 134	2 984 837	-	28 577 754	28 008 461	30 454 337

Table 2. Schedule A Commodity by Country of Origin, Customs, F.a.s., and C.i.f. Values—Continued

(See "Explanation of Statistics" for information on coverage, definitions of Customs, f.a.s., and c.i.f. values, sources of error in the data, OTH CTY (other countries), and other definitions and features of the import statistics. Shipments valued less than \$251 are shown only under Schedule A commodity number 990.0000 and excluded from all other commodities.)

Country of origin	Schedule A commodity number, description and unit of quantity							
	Net quantity	Current month			Net quantity	Cumulative, January to date		
		Value (dollars)				Value (dollars)		
		Customs	F.a.s.	C.i.f.		Customs	F.a.s.	C.i.f.
7194100	APPLIANCES, HOUSEHOLD, NONELECTRIC, INCL FOOD SLICERS, CHOPPERS, GRINDERS, JUICE EXTR ETC (NO)							
COLOMB.....	-	-	-	-	9 700	31 414	31 414	33 995
U KING.....	100	1 505	1 505	1 645	9 141	39 701	39 608	44 177
FRANCE.....	374	1 064	1 083	1 186	92 592	63 739	63 765	72 227
W GERM.....	55 381	26 235	26 317	28 087	86 337	192 341	192 364	204 429
AUSTRIA.....	400	768	768	857	7 500	71 912	71 912	74 748
POLAND.....	-	-	-	-	10 000	60 099	60 099	67 163
ITALY.....	23 158	130 394	130 585	140 019	125 191	570 570	571 310	624 558
HG KONG.....	39 696	20 567	21 024	23 786	282 200	134 091	136 541	154 614
CHINA T.....	31 716	11 129	11 261	12 924	398 408	178 868	182 728	209 811
JAPAN.....	59 739	50 930	50 915	57 606	776 735	284 001	289 774	323 944
OTH CTY.....	5 308	20 174	17 224	18 291	33 795	89 131	86 209	96 143
TOTAL.....	215 872	262 766	260 682	284 401	1 831 599	1 715 867	1 725 724	1 905 809
7194200	REFRIGERATORS A REFRIGERATION EQUIPMENT, EXCEPT COMPRESSION TYPE, AND PARTS							
CANADA.....	-	321 146	319 554	328 600	-	1 822 065	1 805 502	1 855 976
MEXICO.....	-	42 449	42 994	42 994	-	164 237	166 649	166 649
SWEDEN.....	-	1 588 142	1 588 155	1 765 337	-	4 950 297	4 950 341	5 491 982
U KING.....	-	223 437	223 437	252 646	-	2 266 838	2 266 843	2 477 082
NETHLDS.....	-	32 050	25 202	35 833	-	151 436	121 153	176 343
W GERM.....	-	75 564	75 564	81 539	-	1 100 426	1 100 131	1 195 538
POLAND.....	-	-	-	-	-	45 964	45 607	52 759
SPAIN.....	-	14 683	14 683	18 794	-	159 840	159 840	190 412
ITALY.....	-	212 136	212 136	246 833	-	2 120 180	2 116 978	2 390 173
HG KONG.....	-	1 819	1 819	2 082	-	41 285	41 285	48 121
CHINA T.....	-	23 433	23 921	29 258	-	92 474	93 039	109 309
JAPAN.....	-	1 097 243	1 095 831	1 268 791	-	5 158 331	5 148 946	5 916 254
OTH CTY.....	-	8 985	8 994	10 431	-	101 673	101 621	120 185
TOTAL.....	-	3 641 087	3 632 290	4 083 138	-	18 175 046	18 117 935	20 190 783
7194300	INSTANTANEOUS OR STORAGE WATER HEATERS, NON-ELECTRICAL, DOMESTIC, AND PARTS THEREOF							
ISRAEL.....	-	-	-	-	-	39 873	39 873	45 340
OTH CTY.....	-	9 597	9 597	10 700	-	55 244	56 623	62 371
TOTAL.....	-	9 597	9 597	10 700	-	95 117	96 496	107 711
7195100	MACHINE TOOLS FOR WORKING GLASS IN THE COLD AND OTHER MINERAL MATERIALS (NO)							
CANADA.....	10	118 674	118 928	118 928	51	327 585	329 307	329 330
SWEDEN.....	64	23 694	22 658	24 745	115	65 398	59 708	70 195
U KING.....	6	8 221	8 279	8 477	79	339 768	339 924	349 729
BELGIUM.....	-	-	-	-	50	94 536	94 526	99 812
FRANCE.....	23	116 615	116 615	121 205	291	233 603	233 654	244 218
W GERM.....	41	252 303	252 393	263 206	347	1 870 801	1 861 618	1 927 972
AUSTRIA.....	1	7 264	7 264	7 347	6	44 030	44 030	45 086
SWITZLD.....	-	-	-	-	94	249 957	249 879	263 077
ITALY.....	46	37 867	37 867	42 784	156	371 957	368 875	400 763
JAPAN.....	170	68 483	68 483	71 041	570	368 074	387 982	403 364
OTH CTY.....	-	-	-	-	44	45 405	45 405	48 560
TOTAL.....	361	633 121	632 487	657 733	1 803	4 011 114	4 014 908	4 182 106
7195200	MACHINE TOOLS FOR WORKING WOOD, PLASTICS, ETC, INCL RECIPROCATING GANG-SAW MACHINES (NO)							
CANADA.....	216	268 348	260 105	268 894	1 363	3 164 401	3 145 184	3 157 382
MEXICO.....	702	26 197	26 197	26 197	14 077	1 289 706	1 289 706	1 289 706
SWEDEN.....	-	-	-	-	7	357 082	357 961	361 274
FINLAND.....	1	808	808	843	13	410 975	410 975	441 377
DENMARK.....	37	15 545	15 545	16 641	309	171 093	171 093	183 563
U KING.....	55	55 926	55 870	60 981	162	421 616	418 600	452 771
NETHLDS.....	2	23 740	23 740	25 813	13	135 100	135 100	142 649
BELGIUM.....	-	-	-	-	3	170 860	170 860	174 004
FRANCE.....	1	4 960	4 960	5 207	18	77 894	77 894	83 099
W GERM.....	23	97 622	97 622	102 050	315	1 436 385	1 436 666	1 502 042
AUSTRIA.....	1	60 500	60 500	64 500	12	363 329	366 897	392 893
ITALY.....	53	89 067	89 067	96 046	370	1 398 622	1 401 267	1 529 682
JAPAN.....	2	4 098	4 098	4 601	175	227 341	227 314	241 265
OTH CTY.....	11	17 710	17 710	20 304	138	44 235	44 235	48 828
TOTAL.....	1 104	664 521	656 222	692 077	16 975	9 668 639	9 653 752	10 000 535
7195300	HAND TOOLS, MOTORIZED, INCL HAND DIRECTED NONELECTRICAL AND POWDER-ACTUATED, AND PARTS							
CANADA.....	-	2 093 683	2 029 228	2 101 896	-	11 386 842	11 057 985	11 364 722
MEXICO.....	-	368 854	368 854	368 854	-	1 457 155	1 456 018	1 456 018
SWEDEN.....	-	586 773	586 872	606 131	-	3 357 728	3 835 249	3 995 322
U KING.....	-	422 807	421 187	434 279	-	4 066 222	4 051 694	4 175 459
NETHLDS.....	-	3 172	3 172	3 320	-	52 924	53 111	54 488
BELGIUM.....	-	56 786	56 947	57 399	-	57 188	57 349	57 850
FRANCE.....	-	16 319	16 330	17 046	-	391 130	391 141	400 027
W GERM.....	-	1 420 547	1 420 648	1 472 591	-	10 008 778	10 019 098	10 353 833
AUSTRIA.....	-	15 962	15 928	16 449	-	228 833	228 684	237 229
SWITZLD.....	-	408 937	408 937	411 353	-	2 525 103	2 525 103	2 563 864
SPAIN.....	-	70 628	70 628	71 326	-	207 756	207 756	210 598
ITALY.....	-	101 762	101 762	107 604	-	580 931	581 059	610 423
SINGAPR.....	-	85 043	85 043	86 551	-	142 639	142 639	151 104
CHINA T.....	-	7 503	7 503	8 253	-	116 315	116 315	125 093
JAPAN.....	-	1 885 545	1 871 610	1 951 757	-	11 162 083	11 113 502	11 533 549
AUSTRAL.....	-	171 718	171 314	176 307	-	488 541	488 137	504 504
OTH CTY.....	-	32 846	32 896	34 305	-	92 569	91 628	99 311
TOTAL.....	-	7 748 885	7 668 859	7 925 421	-	46 822 737	46 416 468	47 893 394

Table 2. Schedule A Commodity by Country of Origin, Customs, F.a.s., and C.i.f. Values—Continued

(See "Explanation of Statistics" for information on coverage, definitions of Customs, f.a.s., and c.i.f. values, sources of error in the data, OTH CTY (other countries), and other definitions and features of the import statistics. Shipments valued less than \$251 are shown only under Schedule A commodity number 990.0000 and excluded from all other commodities.)

Country of origin	Schedule A commodity number, description and unit of quantity							
	Current month				Cumulative, January to date			
	Net quantity	Value (dollars)			Net quantity	Value (dollars)		
Customs		F.a.s.	C.i.f.	Customs		F.a.s.	C.i.f.	
7195420	PARTS OF METALWORKING MACHINE TOOLS							
CANADA.....	-	1 692 819	1 692 346	1 692 557	-	10 580 795	10 553 694	10 566 105
SWEDEN.....	-	213 555	212 720	227 286	-	2 309 497	2 298 350	2 425 236
NORWAY.....	-	25 385	25 385	25 922	-	35 690	35 690	37 088
DENMARK.....	-	1 436	1 436	1 696	-	113 249	113 423	117 178
U KING.....	-	486 443	472 137	506 054	-	4 354 941	4 132 625	4 547 728
IRELAND.....	-	308	308	353	-	30 413	30 413	31 684
NETHLDs.....	-	18 690	18 690	18 902	-	44 886	44 886	47 254
BELGIUM.....	-	265 433	265 433	272 670	-	1 739 806	1 737 687	1 803 340
FRANCE.....	-	341 010	317 817	335 296	-	2 442 775	2 355 731	2 479 652
W GERM.....	-	1 516 764	1 515 946	1 574 467	-	7 823 024	7 802 786	8 118 616
AUSTRIA.....	-	99 126	98 822	103 594	-	615 247	601 052	637 833
CZECHO.....	-	97 050	99 445	103 330	-	162 748	165 578	173 963
SWITZLD.....	-	540 816	541 898	557 229	-	2 876 106	2 839 563	2 974 476
POLAND.....	-	7 804	7 804	7 862	-	167 373	167 193	174 743
SPAIN.....	-	6 482	6 497	7 217	-	184 315	184 286	195 774
ITALY.....	-	96 340	96 432	103 303	-	1 385 478	1 384 880	1 452 241
ISRAEL.....	-	6 740	6 740	6 932	-	48 687	48 686	50 479
SINGAPR.....	-	22 661	22 661	23 376	-	165 718	164 811	169 441
CHINA T.....	-	657	657	709	-	85 625	85 625	88 971
JAPAN.....	-	512 340	507 760	530 035	-	2 580 954	2 531 658	2 697 841
OTH CTY.....	-	21 937	21 937	23 866	-	172 779	172 747	192 850
TOTAL.....	-	5 973 796	5 932 871	6 122 656	-	37 920 106	37 451 364	38 982 493
7195440	PARTS OF WOODWORKING MACHINES							
CANADA.....	-	128 147	128 504	128 650	-	1 110 209	1 096 233	1 100 217
SWEDEN.....	-	21 228	21 236	21 907	-	214 832	215 223	226 821
FINLAND.....	-	-	-	-	-	61 779	61 732	66 938
U KING.....	-	2 217	2 217	2 417	-	69 047	69 112	72 143
W GERM.....	-	159 852	159 941	164 924	-	691 989	691 579	723 807
POLAND.....	-	-	-	-	-	63 138	63 138	65 826
ITALY.....	-	65 371	65 351	68 767	-	143 979	143 839	156 433
JAPAN.....	-	33 794	33 794	36 947	-	224 486	224 486	244 899
OTH CTY.....	-	7 329	7 329	11 254	-	87 177	87 083	97 113
TOTAL.....	-	417 938	418 372	434 866	-	2 666 636	2 652 425	2 754 197
7195460	PARTS AND ACCESSORIES FOR NONELECTRIC MACHINES AND MACHINE TOOLS, NES							
CANADA.....	-	384 640	373 037	374 108	-	2 501 886	2 498 897	2 495 953
MEXICO.....	-	72 468	72 468	75 327	-	243 868	244 387	252 878
SWEDEN.....	-	287 143	286 734	295 395	-	1 465 732	1 462 381	1 506 232
DENMARK.....	-	1 282	1 282	1 329	-	296 699	297 040	301 645
U KING.....	-	703 442	655 138	683 801	-	2 958 137	2 604 641	2 714 507
NETHLDs.....	-	32 040	32 040	33 021	-	319 964	318 538	328 704
BELGIUM.....	-	25 148	25 148	26 728	-	823 007	820 105	863 008
FRANCE.....	-	44 991	44 852	46 998	-	215 888	214 731	225 255
W GERM.....	-	687 593	686 965	705 569	-	3 607 035	3 583 482	3 711 081
AUSTRIA.....	-	2 706	2 706	2 845	-	206 873	206 351	219 185
SWITZLD.....	-	34 985	35 041	36 546	-	462 396	462 823	479 245
POLAND.....	-	54 799	54 799	58 644	-	402 750	387 545	422 505
SPAIN.....	-	12 076	12 085	13 074	-	54 337	54 346	57 800
ITALY.....	-	71 949	71 971	76 351	-	302 046	302 145	325 451
ISRAEL.....	-	91 867	91 842	94 099	-	450 891	450 601	462 160
SINGAPR.....	-	2 983	2 983	3 153	-	49 607	49 616	51 479
CHINA T.....	-	21 650	21 650	22 935	-	80 724	80 721	86 966
JAPAN.....	-	211 348	210 499	225 131	-	1 028 509	1 010 413	1 064 500
AUSTRAL.....	-	67 252	67 252	79 076	-	86 821	86 821	99 706
OTH CTY.....	-	6 428	6 427	7 061	-	121 823	121 824	132 106
TOTAL.....	-	2 816 790	2 754 919	2 861 191	-	15 678 993	15 257 408	15 800 366
7196100	CALENDERING AND SIMILAR ROLLING MACHINES, NES, EXCEPT METAL & GLASS WORKING MACH, & PARTS							
CANADA.....	-	33 488	33 588	33 588	-	210 621	210 459	211 431
FRANCE.....	-	143 799	143 799	146 220	-	525 096	525 098	537 325
W GERM.....	-	32 109	32 109	34 002	-	68 180	68 203	71 799
ITALY.....	-	24 283	24 283	27 870	-	166 687	166 687	177 889
OTH CTY.....	-	5 046	4 892	5 341	-	31 619	31 126	33 619
TOTAL.....	-	238 725	238 671	247 021	-	1 002 203	1 001 573	1 032 063
7196225	MACHINES FOR WRAPPING AND PACKAGING AND PARTS							
CANADA.....	-	291 118	285 071	284 570	-	1 880 237	1 853 931	1 846 401
SWEDEN.....	-	109 426	109 426	112 267	-	535 862	535 853	552 037
DENMARK.....	-	8 760	8 760	9 074	-	95 233	95 380	98 341
U KING.....	-	393 673	381 866	403 399	-	2 320 366	2 197 045	2 435 670
NETHLDs.....	-	13 295	13 194	14 678	-	996 754	996 271	1 036 950
BELGIUM.....	-	25 046	25 046	28 589	-	83 619	83 619	96 549
FRANCE.....	-	270 209	270 209	276 337	-	1 327 452	1 317 475	1 356 408
W GERM.....	-	1 580 080	1 577 147	1 621 432	-	7 366 600	7 340 318	7 617 664
E GERM.....	-	-	-	-	-	143 976	143 976	151 955
AUSTRIA.....	-	25 337	25 337	25 609	-	85 758	85 758	88 199
SWITZLD.....	-	123 518	123 372	131 290	-	2 401 407	2 397 881	2 455 502
SPAIN.....	-	-	-	-	-	42 295	42 295	49 372
PORTUGL.....	-	-	-	-	-	41 867	41 867	44 484
ITALY.....	-	403 590	403 590	434 855	-	3 005 538	3 035 670	3 177 474
JAPAN.....	-	75 002	74 995	78 858	-	724 989	725 010	775 023
OTH CTY.....	-	377	377	427	-	6 415	6 551	7 249
TOTAL.....	-	3 319 431	3 298 390	3 421 385	-	21 058 368	20 898 900	21 789 278

Table 2. Schedule A Commodity by Country of Origin, Customs, F.a.s., and C.i.f. Values—Continued

(See "Explanation of Statistics" for information on coverage, definitions of Customs, f.a.s., and c.i.f. values, sources of error in the data, OTH CTY (other countries), and other definitions and features of the import statistics. Shipments valued less than \$251 are shown only under Schedule A commodity number 990.0000 and excluded from all other commodities.)

Country of origin	Schedule A commodity number, description and unit of quantity							
	Net quantity	Current month			Net quantity	Cumulative, January to date		
		Value (dollars)				Value (dollars)		
	Customs	F.a.s.	C.i.f.	Customs	F.a.s.	C.i.f.		
7196245	MACHINES FOR CLEANING, FILLING, ETC., BOTTLES AND CONTAINERS AND PARTS, INCL CST IRON PTS							
CANADA.....	-	474 755	469 864	476 933	-	2 075 093	2 057 453	2 091 097
VENEZ.....	-	12 455	12 455	15 694	-	42 038	42 038	46 042
BRAZIL.....	-	-	-	-	-	486 660	486 660	498 791
SWEDEN.....	-	20 309	20 309	21 051	-	415 202	415 202	426 146
DENMARK.....	-	19 938	19 938	21 728	-	64 231	64 231	68 813
U KING.....	-	102 489	102 356	104 781	-	466 175	464 382	487 872
NETHLDs.....	-	80 279	80 279	84 732	-	258 699	258 999	274 633
BELGIUM.....	-	5 206	5 206	5 510	-	191 954	191 120	200 400
FRANCE.....	-	243 583	243 845	266 534	-	363 323	363 024	392 189
W GERM.....	-	595 592	595 624	613 867	-	4 874 205	4 858 144	5 013 980
AUSTRIA.....	-	4 057	4 057	4 137	-	35 998	35 998	36 649
SWITZLD.....	-	44 877	44 777	46 004	-	532 123	531 721	548 200
ITALY.....	-	265 230	265 230	279 713	-	1 040 242	1 041 127	1 102 639
JAPAN.....	-	180 254	180 254	191 093	-	423 060	421 839	446 451
OTH CTY.....	-	-	-	-	-	34 051	34 051	38 047
TOTAL.....	-	2 049 024	2 044 194	2 131 777	-	11 303 054	11 265 989	11 671 949
7196300	WEIGHING MACHINES & SCALES, EXCEPT PRECISION BALANCES							
CANADA.....	-	55 074	55 087	56 591	-	236 033	237 522	239 416
MEXICO.....	-	26 201	26 952	26 982	-	263 500	264 143	264 173
SWEDEN.....	-	21 584	21 601	23 859	-	177 990	177 590	191 781
FINLAND.....	-	26 381	26 381	27 084	-	118 331	118 331	121 337
U KING.....	-	26 159	26 162	28 370	-	212 702	212 842	231 174
NETHLDs.....	-	13 232	13 232	14 338	-	272 480	272 480	282 092
BELGIUM.....	-	201 077	201 077	205 514	-	1 242 263	1 242 263	1 266 307
FRANCE.....	-	-	-	-	-	108 439	108 489	116 026
W GERM.....	-	187 001	186 677	198 214	-	1 008 407	1 007 437	1 053 376
SWITZLD.....	-	42 011	42 061	43 275	-	239 182	239 282	243 629
ITALY.....	-	1 192	1 192	1 333	-	66 954	66 953	71 690
HG KONG.....	-	31 660	22 252	24 532	-	122 477	115 940	135 372
JAPAN.....	-	208 136	208 210	222 081	-	1 086 115	1 087 955	1 147 880
OTH CTY.....	-	10 367	10 367	12 207	-	49 425	49 299	55 496
TOTAL.....	-	850 075	841 251	884 380	-	5 204 298	5 200 526	5 419 749
7196400	SPRAYING MACHINERY, INCL SAND BLASTING							
CANADA.....	-	217 802	223 878	223 915	-	1 819 516	1 859 943	1 858 550
MEXICO.....	-	116 038	116 038	116 074	-	566 918	566 838	566 874
SWEDEN.....	-	25 354	25 354	27 284	-	53 689	53 646	57 940
NORWAY.....	-	-	-	-	-	94 723	94 955	97 613
DENMARK.....	-	20 849	20 849	21 462	-	229 514	229 562	235 770
U KING.....	-	225 943	229 188	238 260	-	1 185 936	1 175 975	1 247 881
IRELAND.....	-	10 914	10 914	11 184	-	34 888	34 888	35 737
NETHLDs.....	-	174 867	175 604	176 910	-	750 274	756 670	774 024
FRANCE.....	-	121 013	121 117	127 724	-	765 818	766 673	806 443
W GERM.....	-	716 142	716 279	738 778	-	2 639 945	2 638 055	2 742 912
SWITZLD.....	-	367 683	367 684	378 485	-	751 007	750 837	792 279
ITALY.....	-	23 574	23 574	27 565	-	314 666	316 181	356 239
ISRAEL.....	-	72 696	72 696	74 995	-	377 563	377 584	390 701
HG KONG.....	-	73 507	75 179	84 745	-	395 550	398 866	447 809
CHINA T.....	-	140 945	142 773	168 157	-	644 791	649 155	759 680
JAPAN.....	-	63 104	63 344	70 542	-	828 628	828 904	886 511
AUSTRAL.....	-	28 804	28 804	32 932	-	281 357	277 685	314 863
OTH CTY.....	-	20 725	20 725	23 155	-	86 288	86 450	95 286
TOTAL.....	-	2 419 960	2 434 000	2 542 167	-	11 821 071	11 862 867	12 467 112
7196500	VENDING MACHINES, AUTOMATIC, AND PARTS							
CANADA.....	-	108 757	108 905	109 348	-	802 859	797 732	800 790
DENMARK.....	-	207 088	207 088	226 363	-	897 176	897 176	983 180
U KING.....	-	9 574	9 574	10 896	-	143 218	143 220	155 443
OTH CTY.....	-	10 501	10 501	11 493	-	121 730	121 452	132 980
TOTAL.....	-	335 920	336 068	358 100	-	1 964 983	1 959 580	2 072 393
7197020	BALLS AND ROLLERS, ANTI-FRICTION (LB)							
CANADA.....	75 030	48 872	50 082	50 082	254 240	392 546	396 528	396 145
U KING.....	64 816	84 544	84 387	87 583	524 739	696 402	694 877	724 268
IRELAND.....	56 117	82 190	82 190	84 844	288 224	374 217	374 217	390 818
FRANCE.....	496	3 766	3 766	4 009	9 515	40 715	40 597	42 193
W GERM.....	23 542	36 770	36 808	40 535	404 843	557 958	549 858	579 108
SWITZLD.....	255	19 649	19 649	20 090	2 227	64 343	64 343	67 340
ITALY.....	1 005	17 226	17 226	17 839	10 385	65 138	65 137	67 336
INDIA.....	-	-	-	-	12 023	35 361	32 605	33 427
JAPAN.....	133 331	187 654	187 206	194 808	928 943	1 228 140	1 218 572	1 286 115
OTH CTY.....	623	4 813	4 813	5 102	13 279	46 124	45 959	46 953
TOTAL.....	355 215	485 484	486 127	504 892	2 448 418	3 500 944	3 482 723	3 633 703
7197040	BALL BEARINGS AND PARTS (LB)							
CANADA.....	302 781	1 124 226	720 395	767 212	2 008 322	7 521 698	6 112 411	6 858 698
SWEDEN.....	46 218	267 998	154 065	160 371	251 295	1 743 532	1 009 792	1 043 773
U KING.....	131 116	512 487	370 828	456 726	727 365	3 303 419	2 705 430	3 119 019
NETHLDs.....	2 093	14 106	14 250	15 298	7 524	53 326	53 484	56 744
BELGIUM.....	1 137	8 861	8 869	9 016	9 338	66 011	65 115	68 845
FRANCE.....	20 676	146 745	93 003	95 514	160 230	1 012 820	664 637	690 741
W GERM.....	288 150	1 997 137	1 872 174	1 962 495	1 897 252	11 346 795	9 528 419	10 929 724

Table 2. Schedule A Commodity by Country of Origin, Customs, F.a.s., and C.i.f. Values—Continued

(See "Explanation of Statistics" for information on coverage, definitions of Customs, f.a.s., and c.i.f. values, sources of error in the data, OTH CTY (other countries), and other definitions and features of the import statistics. Shipments valued less than \$251 are shown only under Schedule A commodity number 990.0000 and excluded from all other commodities.)

Country of origin	Schedule A commodity number, description and unit of quantity							
	Net quantity	Current month			Net quantity	Cumulative, January to date		
		Value (dollars)				Value (dollars)		
	Customs	F.a.s.	C.i.f.	Customs	F.a.s.	C.i.f.		
AUSTRIA.....	59 207	235 665	166 314	170 634	202 508	737 418	651 327	674 977
SWITZLD.....	6 012	154 197	154 326	156 342	73 734	1 203 269	1 034 540	1 049 592
POLAND.....	20 969	34 906	34 231	35 765	94 367	149 766	148 075	157 282
PORTUGL.....	20 386	68 932	67 136	68 731	165 803	393 966	376 932	396 596
ITALY.....	24 052	103 448	84 237	89 540	282 545	684 611	618 566	655 249
ROMANIA.....	97 361	156 663	156 663	161 093	105 784	167 223	167 223	171 965
ISRAEL.....	27 154	63 175	63 175	64 525	82 445	149 491	149 491	152 896
SINGAPR.....	397	164 872	174 952	176 110	3 632	1 050 200	1 090 260	1 103 151
CHINA T.....	19 935	68 797	69 081	69 766	73 166	209 789	209 664	213 626
JAPAN.....	2 048 435	6 176 674	5 597 775	6 243 768	15 629 059	48 220 404	43 156 056	48 361 166
AUSTRAL.....	9 269	22 079	22 079	23 207	11 807	59 201	59 104	61 886
OTH CTY.....	1 248	9 412	9 419	10 141	87 945	97 369	91 601	101 369
TOTAL.....	3 126 596	11 330 380	9 832 972	10 736 254	21 880 121	80 200 308	67 891 607	75 867 503
7197050	TAPERED ROLLER BEARINGS AND PARTS							(LB)
CANADA.....	3 595	4 427	4 454	4 454	24 450	65 329	49 185	50 248
SWEDEN.....	538	1 040	1 060	1 085	51 067	207 468	200 883	205 935
U KING.....	200 611	899 578	570 385	609 357	789 359	3 062 091	2 081 871	2 356 945
FRANCE.....	19 002	127 155	113 834	115 779	224 452	830 502	556 171	778 373
W GERM.....	16 532	114 971	104 694	112 967	129 171	765 490	685 252	758 315
AUSTRIA.....	4 484	14 671	14 671	14 945	8 029	31 502	30 878	33 431
ITALY.....	41 494	161 018	99 980	138 301	153 082	855 691	338 297	421 566
JAPAN.....	810 385	1 104 183	1 101 703	1 159 940	6 625 997	8 625 211	8 518 317	9 155 170
AUSTRAL.....	544	2 582	2 521	2 567	64 426	187 994	152 357	197 408
OTH CTY.....	2 897	13 868	13 868	14 553	32 183	80 829	75 533	81 962
TOTAL.....	1 100 082	2 443 493	2 027 170	2 173 948	8 102 216	14 712 107	12 688 744	14 039 355
7197055	SPHERICAL ROLLER BEARINGS AND PARTS							(LB)
CANADA.....	4 171	18 371	17 481	17 481	20 065	87 015	86 395	86 515
SWEDEN.....	87 819	413 018	223 254	232 301	1 035 013	4 684 272	2 695 674	2 770 878
U KING.....	40 444	149 772	125 496	134 955	301 923	1 036 614	788 623	820 009
FRANCE.....	19 506	75 018	41 215	42 120	101 154	534 957	330 345	338 464
W GERM.....	42 896	201 056	135 391	148 600	110 495	621 240	405 245	431 100
AUSTRIA.....	20 604	116 607	66 301	67 836	8 281	336 929	274 957	285 637
POLAND.....	16 170	21 012	21 012	22 252	23 041	33 059	33 059	34 783
ITALY.....	15 213	49 229	40 214	43 472	111 660	374 226	332 044	352 869
JAPAN.....	101 575	190 678	183 775	200 108	990 403	1 923 090	1 811 299	1 978 846
OTH CTY.....	-	-	-	-	4 564	22 221	22 335	23 468
TOTAL.....	348 398	1 234 761	854 139	909 125	2 790 619	9 653 623	6 779 976	7 122 569
7197065	ROLLER BEARINGS, NES, AND PARTS, INCLUDING COMBINATION ROLLER AND BALL BEARINGS							(LB)
CANADA.....	50 144	170 154	140 379	148 570	455 201	1 701 035	1 485 916	1 654 303
BRAZIL.....	236	1 527	1 527	1 594	7 794	32 471	32 095	34 273
SWEDEN.....	5 303	40 756	37 729	39 986	52 598	330 251	248 641	258 624
U KING.....	86 251	619 797	551 213	595 562	539 853	2 742 070	2 447 833	2 654 523
NETHLDS.....	869	4 226	4 360	4 675	9 456	57 870	58 220	62 459
BELGIUM.....	2 117	12 663	12 663	12 944	10 541	74 299	73 107	80 878
FRANCE.....	6 778	47 067	47 028	49 852	76 398	412 680	385 712	402 815
W GERM.....	185 473	1 020 165	777 228	819 495	824 706	4 404 721	3 704 791	3 951 037
AUSTRIA.....	11 302	45 638	41 530	42 639	28 098	137 566	128 578	138 183
SWITZLD.....	3 063	45 964	46 119	48 279	25 056	340 164	339 462	352 828
PORTUGL.....	-	-	-	-	19 423	52 276	52 276	54 526
ITALY.....	3 710	29 211	28 392	29 483	76 493	229 711	226 105	235 520
JAPAN.....	216 073	502 013	499 333	520 455	982 746	2 305 403	2 286 400	2 403 379
OTH CTY.....	2 071	15 156	15 157	16 922	50 376	80 660	80 906	90 605
TOTAL.....	573 390	2 554 337	2 202 658	2 330 456	3 158 739	12 901 177	11 550 042	12 373 953
7197080	BALL OR ROLLER BEARINGS AND PARTS, NES, CANADIAN ARTICLE APTA							(LB)
CANADA.....	560 133	1 467 484	954 086	1 122 090	2 165 103	6 007 058	3 734 296	4 533 235
TOTAL.....	560 133	1 467 484	954 086	1 122 090	2 165 103	6 007 058	3 734 296	4 533 235
7198030	EXTRUSION MACHINES FOR FORMING RUBBER OR PLASTIC ARTICLES							(NO)
CANADA.....	1	19 000	19 085	19 085	20	56 928	49 693	57 359
SWEDEN.....	1	310 970	310 970	317 963	3	381 725	381 725	390 666
NORWAY.....	1	32 000	32 000	32 878	1	32 000	32 000	32 878
U KING.....	-	-	-	-	9	351 058	344 820	361 463
FRANCE.....	-	-	-	-	20	51 142	51 142	52 240
W GERM.....	23	732 731	734 763	749 251	66	4 070 591	4 073 433	4 179 804
SWITZLD.....	1	41 347	41 347	44 014	84	1 286 875	1 269 175	1 399 657
SPAIN.....	-	-	-	-	2	69 500	69 500	71 949
ITALY.....	-	-	-	-	3	119 544	119 544	129 177
JAPAN.....	10	1 703 900	1 703 900	1 804 625	16	1 768 799	1 768 799	1 879 388
AUSTRAL.....	3	67 784	67 784	69 108	3	67 784	67 784	69 108
OTH CTY.....	2	1 000	1 000	1 000	7	15 521	16 171	18 213
TOTAL.....	42	2 908 732	2 910 849	3 037 924	234	8 271 467	8 243 786	8 641 902
7198035	MACHINES FOR MOULDING OR FORMING PNEUMATIC TIRES AND INJECTION MACHINES FOR PLASTICS							(NO)
CANADA.....	7	141 754	138 938	139 433	85	2 579 679	2 567 368	2 586 186
SWEDEN.....	1	21 548	21 548	22 974	2	58 502	58 502	62 093
U KING.....	7	375 381	375 382	390 388	197	1 092 173	1 082 000	1 138 687
FRANCE.....	-	-	-	-	7	262 344	262 344	269 659
W GERM.....	29	298 748	298 748	305 999	189	4 223 251	4 220 696	4 364 446
SWITZLD.....	-	-	-	-	4	163 728	163 728	169 838
ITALY.....	4	152 438	152 438	157 487	50	1 193 070	1 193 424	1 247 219
JAPAN.....	2	19 718	19 718	21 640	33	657 714	657 865	691 248

Table 2. Schedule A Commodity by Country of Origin, Customs, F.a.s., and C.i.f. Values—Continued

(See "Explanation of Statistics" for information on coverage, definitions of Customs, f.a.s., and c.i.f. values, sources of error in the data, OTH CTY (other countries), and other definitions and features of the import statistics. Shipments valued less than \$251 are shown only under Schedule A commodity number 990.0000 and excluded from all other commodities.)

Country of origin	Schedule A commodity number, description and unit of quantity							
	Current month				Cumulative, January to date			
	Net quantity	Value (dollars)			Net quantity	Value (dollars)		
Customs		F.a.s.	C.i.f.	Customs		F.a.s.	C.i.f.	
OTH CTY.....	1	12 500	12 500	13 590	13	81 047	72 940	79 212
TOTAL.....	51	1 022 087	1 019 272	1 051 511	580	10 311 508	10 278 867	10 608 588
7198040	CIGARETTE MAKING AND OTHER INDUSTRIAL TOBACCO PROCESSING MACHINES, AND PARTS							
BRAZIL.....	-	10 338	10 338	11 272	-	138 825	138 825	152 517
U KING.....	-	1 516 266	1 306 349	1 646 991	-	9 607 067	8 260 982	10 065 569
NETHLDs.....	-	3 570	3 146	3 633	-	334 866	318 761	342 446
W GERM.....	-	377 581	333 751	385 790	-	4 902 596	4 367 192	4 990 444
ITALY.....	-	89 039	89 039	86 371	-	251 787	249 466	253 537
OTH CTY.....	-	1 216	1 216	1 484	-	12 483	12 483	13 504
TOTAL.....	-	1 998 010	1 743 839	2 135 511	-	15 247 624	13 347 709	15 818 017
7198045	MACHINES, NES, FOR MOULDING OR FORMING RUBBER OR PLASTIC ARTICLES, AND PARTS, NES							
CANADA.....	-	412 728	412 672	414 106	-	3 274 836	3 279 350	3 290 429
MEXICO.....	-	-	-	-	-	73 053	73 053	73 053
SWEDEN.....	-	884	884	1 089	-	784 039	784 065	823 835
FINLAND.....	-	-	-	-	-	269 050	269 050	279 812
DENMARK.....	-	5 360	5 360	5 852	-	50 706	50 706	57 727
U KING.....	-	57 092	56 385	58 724	-	2 266 106	2 234 544	2 390 425
BELGIUM.....	-	30 093	30 093	31 100	-	293 353	292 259	301 579
FRANCE.....	-	1 597 084	1 597 746	1 628 460	-	5 896 888	5 910 543	6 064 141
W GERM.....	-	809 033	813 252	855 742	-	7 634 638	7 602 929	7 974 063
AUSTRIA.....	-	10 225	10 228	11 088	-	789 596	605 701	801 832
SWITZLD.....	-	41 802	41 822	45 330	-	187 543	187 610	198 354
SPAIN.....	-	10 125	10 125	10 700	-	46 840	46 712	49 388
ITALY.....	-	90 926	90 934	96 260	-	1 122 851	1 121 056	1 180 762
JAPAN.....	-	43 788	43 789	47 342	-	862 496	861 858	946 316
OTH CTY.....	-	16 862	16 862	17 958	-	161 799	161 480	173 235
TOTAL.....	-	3 126 002	3 123 152	3 223 751	-	23 713 794	23 480 916	24 604 951
7198060	MACHINERY AND MECHANICAL APPLIANCES, NONELECTRIC, NES							
CANADA.....	-	3 508 083	3 216 908	3 327 128	-	16 376 751	16 171 318	16 335 182
MEXICO.....	-	1 072 038	1 052 257	1 052 257	-	5 020 234	5 001 907	5 006 169
GUATMAL.....	-	-	-	-	-	104 382	70 748	72 267
SALVADR.....	-	-	-	-	-	40 147	40 147	42 450
HAITI.....	-	27 817	11 900	28 893	-	328 998	231 863	335 188
BRAZIL.....	-	46 656	46 656	56 124	-	109 541	109 541	125 062
SWEDEN.....	-	94 993	95 013	100 698	-	3 910 372	3 878 819	4 110 169
NORWAY.....	-	42 913	42 889	44 779	-	305 529	305 424	326 738
FINLAND.....	-	130 115	130 115	144 768	-	524 589	524 589	583 013
DENMARK.....	-	125 820	125 691	130 512	-	846 528	837 040	872 015
U KING.....	-	1 989 409	1 936 304	2 121 776	-	11 222 969	10 946 652	11 799 922
IRELAND.....	-	2 678	2 878	2 994	-	288 171	288 171	322 076
NETHLDs.....	-	80 405	80 594	87 449	-	1 949 313	1 947 833	2 013 049
BELGIUM.....	-	170 326	170 326	175 686	-	570 693	570 686	590 192
FRANCE.....	-	831 709	825 104	863 933	-	4 856 057	4 815 924	5 086 175
W GERM.....	-	4 454 557	4 402 855	4 627 965	-	26 249 130	25 970 249	27 127 449
AUSTRIA.....	-	556 931	556 931	619 218	-	1 176 394	1 165 754	1 268 191
CZECHO.....	-	-	-	-	-	42 664	42 664	46 415
SWITZLD.....	-	418 436	409 325	428 401	-	4 990 602	4 957 124	5 159 061
SPAIN.....	-	39 967	39 967	45 642	-	358 267	358 197	388 942
ITALY.....	-	818 790	819 019	889 037	-	5 290 349	5 287 965	5 735 185
ISRAEL.....	-	52 346	52 346	54 432	-	199 034	199 034	207 425
SINGAPR.....	-	23 551	23 551	24 139	-	237 436	237 717	243 224
KOR REP.....	-	-	-	-	-	101 912	101 762	111 899
HG KONG.....	-	17 275	17 275	19 402	-	343 767	346 274	381 669
CHINA T.....	-	20 915	20 989	23 227	-	330 231	330 657	359 713
JAPAN.....	-	1 668 685	1 665 352	1 975 834	-	10 441 821	10 353 982	11 866 071
AUSTRAL.....	-	60 152	60 152	62 076	-	91 125	91 050	95 397
REP SAF.....	-	-	-	-	-	41 801	44 469	60 846
OTH CTY.....	-	3 055	3 055	3 400	-	90 399	90 288	101 564
TOTAL.....	-	16 257 822	15 807 452	16 909 770	-	96 439 206	95 317 888	100 772 718
7199110	SHOE MACHINERY MOLDS FOR RUBBER OR PLASTICS MATERIALS (NO)							
CANADA.....	162	17 887	17 994	18 096	1 157	78 209	78 557	79 327
SWEDEN.....	-	-	-	-	7 183	43 635	43 635	46 571
BELGIUM.....	13	21 258	21 258	22 094	137	232 927	233 084	241 819
W GERM.....	-	-	-	-	78	42 027	42 027	45 214
ITALY.....	53	14 343	14 368	15 047	355	261 160	261 346	272 520
OTH CTY.....	-	-	-	-	1 062	27 446	27 446	29 654
TOTAL.....	228	53 488	53 620	55 237	9 972	685 404	686 095	715 105
7199130	MOLDS FOR RUBBER OR PLASTICS MATERIALS, NES (NO)							
CANADA.....	489	2 707 385	2 647 351	2 649 358	5 264	13 946 000	13 741 231	13 752 909
MEXICO.....	3	8 183	8 253	8 253	69	45 196	45 447	45 657
U KING.....	570	99 084	99 084	102 184	1 154	512 097	511 114	538 038
BELGIUM.....	2	3 744	3 744	3 909	19	51 732	48 033	56 389
FRANCE.....	91	78 967	78 967	80 297	3 226	525 276	525 136	542 789
W GERM.....	153	83 774	83 774	88 108	1 054	573 767	573 782	600 509
AUSTRIA.....	-	-	-	-	239	40 192	40 212	40 865
HUNGARY.....	-	-	-	-	13	93 709	93 709	101 809
SPAIN.....	9	16 422	16 422	16 745	129	208 828	208 828	222 893
PORTUGL.....	72	342 825	342 575	369 483	469	2 515 805	2 492 870	2 656 580
ITALY.....	773	264 235	264 179	275 847	2 921	968 300	968 244	1 012 907
ISRAEL.....	1	10 125	10 100	10 255	65	62 783	62 758	63 520

Table 2. Schedule A Commodity by Country of Origin, Customs, F.a.s., and C.i.f. Values—Continued

(See "Explanation of Statistics" for information on coverage, definitions of Customs, f.a.s., and c.i.f. values, sources of error in the data, OTH CTY (other countries), and other definitions and features of the import statistics. Shipments valued less than \$251 are shown only under Schedule A commodity number 990,0000 and excluded from all other commodities.)

Country of origin	Schedule A commodity number, description and unit of quantity								
	Net quantity	Current month			Net quantity	Cumulative, January to date			
		Value (dollars)				Value (dollars)			
	Customs	F.a.s.	C.i.f.	Customs	F.a.s.	C.i.f.			
HONG KONG.....	9	36 637	36 637	38 618	148	124 060	123 760	135 729	
CHINA T.....	-	-	-	-	20	47 493	47 493	55 290	
JAPAN.....	9	103 707	103 060	108 312	77	361 332	359 850	374 275	
AUSTRAL.....	-	-	-	-	11	296 112	294 912	302 615	
OTH CTY.....	2	7 707	7 707	8 588	51	99 906	99 906	105 593	
TOTAL.....	2 183	3 762 795	3 701 853	3 759 957	14 929	20 472 588	20 237 285	20 608 567	
7199140	MOLDING BOXES FOR METAL FOUNDRY AND MOLDS FOR MATERIALS, NES, EXCEPT INGOT MOLDS							(NO)	
CANADA.....	345	821 844	823 590	823 809	4 547	2 101 058	2 115 618	2 116 921	
MEXICO.....	60	23 632	23 632	24 493	130	66 251	66 251	67 241	
U KING.....	19	53 940	29 733	54 509	28 599	146 194	121 977	155 199	
BELGIUM.....	187	6 878	6 878	7 554	245	32 487	32 487	33 851	
FRANCE.....	243	16 316	16 316	16 865	2 669	117 761	117 761	124 442	
W GERM.....	249	26 515	26 515	28 024	1 113	134 112	134 441	142 644	
POLAND.....	-	-	-	-	13	60 900	60 900	62 469	
PORTUGL.....	10	61 610	61 435	63 484	79	407 308	407 079	428 754	
ITALY.....	72	77 249	77 249	82 406	2 626	262 316	262 316	279 960	
HONG KONG.....	-	-	-	-	20	130 433	121 446	127 873	
JAPAN.....	4	44 336	44 336	45 154	662	403 568	403 348	440 278	
OTH CTY.....	72	21 536	21 543	24 099	4 691	133 254	133 261	147 274	
TOTAL.....	1 261	1 153 856	1 131 227	1 170 397	45 394	3 995 642	3 976 885	4 126 906	
7199220	TAPS, COCKS, VALVES, HAND-OPERATED, AND CHECK VALVES							(LB)	
CANADA.....	1 009 610	1 498 481	1 458 755	1 483 832	5 557 844	11 032 781	10 759 148	11 000 877	
MEXICO.....	71 506	202 120	202 603	202 906	419 717	897 877	892 130	893 544	
BRAZIL.....	180 714	197 818	197 818	204 651	557 773	654 028	650 563	674 651	
ARGENT.....	25 595	103 801	103 801	106 699	142 265	488 877	488 877	505 520	
SWEDEN.....	4 462	43 344	43 249	45 438	32 787	187 606	187 587	198 837	
NORWAY.....	3 678	24 725	24 725	25 803	10 336	40 916	40 916	43 257	
FINLAND.....	6 135	46 690	46 690	47 557	20 582	115 188	115 112	118 773	
DENMARK.....	2 128	13 481	13 481	13 713	20 877	129 436	129 963	133 781	
U KING.....	979 367	990 952	964 836	1 055 439	5 199 980	5 889 479	5 831 759	6 175 748	
IRELAND.....	50	2 968	2 968	3 101	35 464	105 973	105 973	108 161	
NETHLDS.....	7 940	14 255	14 253	15 573	431 925	790 417	790 407	820 589	
BELGIUM.....	34 775	62 706	62 706	64 659	317 696	424 046	424 007	439 464	
FRANCE.....	333 291	611 479	611 546	667 558	4 133 897	8 255 964	8 253 296	8 554 652	
W GERM.....	1 115 512	2 172 058	2 135 708	2 239 293	4 893 681	8 489 167	8 216 641	8 716 056	
SWITZLD.....	16 351	88 385	88 335	95 187	35 745	320 696	320 422	335 968	
POLAND.....	78 215	21 987	21 987	24 968	115 402	32 054	32 054	36 598	
SPAIN.....	329 203	377 474	377 454	391 667	2 423 966	2 636 739	2 636 791	2 762 604	
PORTUGL.....	442 863	217 246	217 246	236 543	1 584 336	733 372	733 416	796 708	
ITALY.....	544 383	878 085	876 926	907 941	5 820 529	8 557 577	8 421 267	8 949 552	
YUGOSLV.....	14 184	27 063	25 922	26 664	47 713	86 629	85 488	87 901	
ISRAEL.....	40 927	76 577	76 581	82 163	139 649	263 679	263 696	281 868	
KOR REP.....	144 513	61 398	61 398	68 941	1 252 971	645 700	645 700	722 769	
HONG KONG.....	794	1 888	1 888	2 253	49 638	90 780	89 996	99 873	
CHINA T.....	104 735	108 608	108 608	115 289	683 310	635 816	634 404	668 789	
JAPAN.....	435 305	920 031	917 280	966 719	3 561 052	8 522 325	8 493 212	8 829 065	
AUSTRAL.....	77 377	61 430	61 430	69 572	290 935	375 671	375 245	400 133	
REP SAF.....	56 376	21 907	21 907	26 008	550 779	188 054	185 740	222 469	
OTH CTY.....	43 828	27 276	27 258	30 910	112 728	67 796	68 443	76 130	
TOTAL.....	6 103 817	8 874 233	8 767 359	9 221 247	38 443 577	60 658 637	59 872 286	62 654 337	
7199240	DEVICES USED TO CONTROL LIQUIDS, GASES, OR SOLIDS, NES, INCL BALLCOCK MECHANISMS & PARTS								
CANADA.....	-	905 459	848 393	856 911	-	6 414 530	6 148 738	6 243 430	
MEXICO.....	-	234 332	235 026	235 153	-	1 095 543	1 100 601	1 104 196	
BRAZIL.....	-	-	-	-	-	113 455	113 456	119 104	
SWEDEN.....	-	97 262	96 436	102 993	-	716 194	709 065	760 039	
FINLAND.....	-	105 972	105 992	107 995	-	467 600	467 651	481 900	
DENMARK.....	-	41 043	41 053	42 762	-	190 003	190 019	196 316	
U KING.....	-	640 102	626 352	665 008	-	3 855 150	3 797 622	4 032 991	
NETHLDS.....	-	53 610	53 610	56 169	-	195 729	192 130	201 281	
BELGIUM.....	-	14 910	14 928	16 400	-	125 637	124 811	129 456	
FRANCE.....	-	177 885	177 897	184 031	-	682 503	684 108	721 348	
W GERM.....	-	1 253 861	1 241 057	1 307 819	-	5 787 977	5 709 715	6 049 616	
AUSTRIA.....	-	197 906	197 932	202 821	-	1 310 997	1 311 496	1 341 858	
SWITZLD.....	-	196 741	195 777	200 997	-	2 011 217	1 998 241	2 074 791	
SPAIN.....	-	13 459	13 459	16 180	-	275 665	276 265	295 776	
ITALY.....	-	84 421	80 673	84 077	-	463 875	450 744	471 741	
INDIA.....	-	12 529	12 529	14 870	-	33 385	33 385	39 080	
KOR REP.....	-	6 760	6 760	7 543	-	34 708	34 708	38 806	
CHINA T.....	-	1 502	1 502	1 617	-	73 432	72 601	80 143	
JAPAN.....	-	387 565	376 603	410 904	-	2 788 336	2 756 225	2 929 051	
AUSTRAL.....	-	32 037	32 037	32 675	-	238 339	237 939	245 776	
OTH CTY.....	-	14 518	14 294	15 101	-	100 191	100 069	106 833	
TOTAL.....	-	4 471 874	4 372 310	4 562 026	-	26 974 466	26 509 587	27 663 532	
7199300	TRANSMISSION SHAFTS, CRANKS, PULLEYS, SPEED CHANGERS, CHAIN SPROCKETS, ETC, AND PARTS								
CANADA.....	-	1 104 542	1 092 878	1 111 325	-	5 180 911	5 136 738	5 223 769	
MEXICO.....	-	322 506	324 166	324 177	-	1 717 860	1 719 677	1 719 913	
BRAZIL.....	-	3 872	3 872	3 206	-	95 253	95 253	99 658	
SWEDEN.....	-	625 262	624 985	653 654	-	3 988 010	3 919 123	4 121 886	
NORWAY.....	-	32 551	32 551	34 139	-	123 841	123 836	137 621	
FINLAND.....	-	20 316	20 999	21 786	-	75 190	70 874	79 927	
DENMARK.....	-	8 997	8 560	9 602	-	31 355	30 849	33 527	
U KING.....	-	1 163 975	1 130 092	1 208 351	-	4 942 103	4 656 455	5 185 668	

Table 2. Schedule A Commodity by Country of Origin, Customs, F.a.s., and C.i.f. Values—Continued

(See "Explanation of Statistics" for information on coverage, definitions of Customs, f.a.s., and c.i.f. values, sources of error in the data, OTH CTY (other countries), and other definitions and features of the import statistics. Shipments valued less than \$251 are shown only under Schedule A commodity number 990.0000 and excluded from all other commodities.)

Country of origin	Schedule A commodity number, description and unit of quantity							
	Net quantity	Current month			Net quantity	Cumulative, January to date		
		Value (dollars)				Value (dollars)		
	Customs	F.a.s.	C.i.f.	Customs	F.a.s.	C.i.f.		
NETHLDS.....	-	18 420	18 500	21 626	-	309 493	307 955	322 467
BELGIUM.....	-	167 516	167 522	173 738	-	933 491	932 421	963 666
FRANCE.....	-	87 323	85 808	90 581	-	1 211 125	1 192 746	1 247 067
W GERM.....	-	2 211 621	2 202 683	2 295 096	-	8 632 486	8 559 964	8 947 162
AUSTRIA.....	-	76 562	76 442	79 030	-	582 467	562 365	601 130
SWITZLD.....	-	133 273	122 550	127 543	-	674 103	647 170	675 006
SPAIN.....	-	505	505	546	-	54 896	54 897	58 455
ITALY.....	-	58 797	58 758	62 746	-	491 254	489 722	519 153
INDIA.....	-	8 661	8 661	11 039	-	70 258	68 368	78 962
SINGAPR.....	-	3 450	3 370	3 430	-	70 420	72 340	77 464
KOR REP.....	-	30 477	30 477	32 912	-	175 420	175 420	185 899
CHINA T.....	-	3 599	3 599	4 051	-	54 432	54 432	57 612
JAPAN.....	-	642 582	641 565	672 446	-	4 236 577	4 225 020	4 460 886
AUSTRAL.....	-	46 131	46 131	48 014	-	150 884	150 884	155 896
REP SAF.....	-	35 394	37 164	45 865	-	233 380	240 495	299 141
OTH CTY.....	-	23 173	23 157	24 931	-	101 262	101 967	110 428
TOTAL.....	-	6 829 505	6 764 995	7 059 834	-	34 136 471	33 593 971	35 362 363
7199800	MACHINES, NONELECTRIC, NES, AND MACHINERY PARTS, NONELECTRIC, NES							
CANADA.....	-	54 406	55 779	55 808	-	766 085	776 975	778 860
MEXICO.....	-	4 207	4 585	4 637	-	81 590	82 954	83 255
SWEDEN.....	-	27 048	25 011	26 043	-	99 624	96 806	101 923
DENMARK.....	-	403	403	413	-	41 768	41 091	43 387
U KING.....	-	385 798	382 069	417 248	-	2 933 230	2 922 885	3 139 887
IRELAND.....	-	7 474	7 474	7 958	-	30 030	30 031	31 887
BELGIUM.....	-	7 579	7 581	8 065	-	59 800	59 691	63 032
FRANCE.....	-	65 676	65 263	69 646	-	362 701	362 346	386 189
W GERM.....	-	430 578	418 547	470 248	-	2 716 649	2 663 693	3 027 105
SWITZLD.....	-	3 142	3 142	4 132	-	52 583	52 600	56 972
SPAIN.....	-	12 253	12 253	12 699	-	55 756	55 756	59 058
ITALY.....	-	73 521	73 671	83 294	-	285 319	285 024	313 122
CHINA T.....	-	7 260	7 260	8 045	-	40 462	40 462	46 476
JAPAN.....	-	744 826	746 434	784 925	-	2 603 786	2 603 136	2 760 068
AUSTRAL.....	-	3 785	3 785	4 080	-	63 734	63 734	66 304
OTH CTY.....	-	19 618	19 618	20 462	-	71 329	71 372	75 191
TOTAL.....	-	1 847 574	1 832 875	1 977 703	-	10 264 446	10 208 556	11 032 716
7221010	TRANSFORMERS, LESS THAN 1 KVA (NO)							
CANADA.....	55 492	194 131	188 736	195 726	306 687	1 065 274	1 030 407	1 074 580
MEXICO.....	373 473	260 585	254 820	259 195	2 399 955	1 531 488	1 509 002	1 525 325
HAITI.....	767 329	112 900	112 900	115 367	3 595 919	489 197	488 731	499 600
DOM REP.....	150 210	15 790	15 790	15 923	743 951	83 302	83 140	84 133
N ANTIL.....	808	29 783	29 783	29 979	5 317	224 398	224 398	226 538
SWEDEN.....	416	4 787	4 734	5 391	4 417	60 342	60 244	63 382
U KING.....	1 800	18 057	18 057	20 055	17 292	133 084	131 171	146 319
FRANCE.....	-	-	-	-	71 028	88 609	88 539	100 219
W GERM.....	5 630	27 828	27 828	29 980	25 345	325 218	323 946	337 224
SWITZLD.....	92	7 821	7 821	8 083	1 700	56 496	56 098	58 985
MALAYSIA.....	13 200	8 844	8 844	9 151	198 300	121 341	121 341	125 685
SINGAPR.....	90 042	76 900	76 133	79 457	399 134	350 658	347 079	358 880
KOR REP.....	150 000	38 700	38 700	39 269	1 013 702	304 959	305 065	310 842
HG KONG.....	141 711	134 347	134 270	137 698	1 912 124	600 584	600 354	620 253
CHINA T.....	1 052 821	149 079	138 648	158 130	6 755 098	1 388 316	1 351 631	1 472 146
JAPAN.....	630 042	302 753	301 420	322 221	4 064 245	2 192 586	2 194 896	2 311 537
OTH CTY.....	67 280	13 027	13 029	14 335	309 202	130 396	130 321	138 253
TOTAL.....	3 500 346	1 395 332	1 371 513	1 439 960	21 823 416	9 146 248	9 046 363	9 453 901
7221020	TRANSFORMERS, NOT LESS THAN 1, NOT OVER 10000 KVA (NO)							
CANADA.....	866	511 072	510 415	511 108	12 975	4 380 972	4 390 128	4 399 632
MEXICO.....	16 234	23 341	23 341	25 336	43 755	73 620	73 620	76 998
SWEDEN.....	28	351 758	351 758	369 960	319	3 434 800	3 414 644	3 585 484
U KING.....	72	28 126	27 905	29 599	1 573	219 737	214 443	234 137
NETHLDS.....	3	1 804	1 804	2 254	187	98 960	98 960	101 543
BELGIUM.....	2 941	18 055	18 055	19 247	10 525	154 088	154 090	166 438
FRANCE.....	56	39 010	38 416	39 813	9 244	667 654	657 495	700 024
W GERM.....	9 400	49 198	49 907	54 859	12 532	605 008	574 618	611 562
SWITZLD.....	37	126 354	96 760	98 208	316	252 896	217 860	233 125
ITALY.....	25	2 160	2 160	2 331	610	30 724	30 724	32 947
JAPAN.....	13 858	23 237	23 237	25 881	91 970	193 901	191 006	216 512
OTH CTY.....	2 012	11 238	11 238	12 549	11 779	50 884	50 866	54 331
TOTAL.....	45 532	1 185 353	1 154 996	1 191 145	195 785	10 163 244	10 068 454	10 412 733
7221030	TRANSFORMERS, OVER 10000 KVA (NO)							
CANADA.....	-	-	-	-	16	2 600 399	2 602 458	2 614 750
BRAZIL.....	-	-	-	-	12	177 200	177 200	194 517
SWEDEN.....	5	425 128	425 128	436 865	9	1 235 563	1 235 563	1 295 295
W GERM.....	1	9 828	9 828	10 877	8	47 071	47 071	53 359
SWITZLD.....	-	-	-	-	15	133 200	133 200	142 688
ITALY.....	1	369 986	358 316	404 703	16	1 920 893	1 856 993	2 118 984
JAPAN.....	6	1 543 800	1 543 800	1 618 163	208	1 553 207	1 553 207	1 627 755
OTH CTY.....	-	-	-	-	2	8 247	8 247	8 495
TOTAL.....	13	2 348 742	2 337 072	2 470 608	286	7 675 780	7 613 939	8 055 843
7221042	MOTORS, ELECTRIC, LESS THAN 1/40 HORSEPOWER (NO)							
CANADA.....	587	10 390	10 339	10 570	2 211	52 607	50 975	53 446

Table 2. Schedule A Commodity by Country of Origin, Customs, F.a.s., and C.i.f. Values—Continued

(See "Explanation of Statistics" for information on coverage, definitions of Customs, f.a.s., and c.i.f. values, sources of error in the data, OTH CTY (other countries), and other definitions and features of the import statistics. Shipments valued less than \$251 are shown only under Schedule A commodity number 990.0000 and excluded from all other commodities.)

Country of origin	Schedule A commodity number, description and unit of quantity							
	Current month				Cumulative, January to date			
	Net quantity	Value (dollars)			Net quantity	Value (dollars)		
Customs		F.a.s.	C.i.f.	Customs		F.a.s.	C.i.f.	
MEXICO.....	2 461	7 970	7 970	7 970	30 563	104 717	104 717	104 717
SWEDEN.....	563	8 768	9 811	9 038	4 342	121 276	123 715	126 907
U KING.....	9 577	81 463	77 640	84 635	40 132	355 912	347 957	371 823
NETHLDs.....	4 287	26 989	26 989	27 248	26 730	172 049	172 051	175 015
BELGIUM.....	3 875	20 834	20 834	21 000	17 792	143 901	143 870	145 278
FRANCE.....	2 575	32 169	32 210	33 815	5 596	138 395	121 773	144 476
W GERM.....	24 688	191 615	183 688	192 593	158 003	1 323 969	1 262 914	1 325 733
SWITZLD.....	47 695	204 819	204 819	209 605	172 077	1 268 055	1 267 876	1 294 151
KOR REP.....	210 000	38 829	38 829	40 208	210 402	39 806	39 806	41 380
HG KONG.....	797 280	192 823	193 488	199 039	3 480 268	883 353	884 813	911 187
CHINA T.....	250	1 060	1 060	1 075	423 638	100 184	99 455	103 228
JAPAN.....	465 366	763 925	782 316	796 652	3 288 848	5 146 525	5 222 914	5 368 123
OTH CTY.....	349	12 385	11 420	13 025	5 657	44 145	42 813	46 373
TOTAL.....	1 569 553	1 594 039	1 601 413	1 646 473	7 866 259	9 894 894	9 885 649	10 211 837
7221046	MOTORS, ELECTRIC, 1/40 HORSEPOWER & OVER, BUT LESS THAN 1 HORSEPOWER							(NO)
CANADA.....	26 858	192 034	163 768	163 976	186 463	1 138 581	1 111 307	1 124 123
MEXICO.....	323 536	1 414 522	1 402 050	1 414 733	1 416 146	5 664 845	5 606 043	5 665 375
SWEDEN.....	418	18 605	18 202	19 893	2 818	88 303	86 589	92 827
NORWAY.....	11	3 239	3 239	3 351	87	32 503	32 503	33 734
U KING.....	1 940	92 574	88 494	95 666	14 815	425 337	402 993	442 089
NETHLDs.....	36	1 855	1 855	1 960	2 033	37 976	37 976	39 631
FRANCE.....	353	21 446	21 448	22 763	5 327	217 882	217 337	234 648
W GERM.....	5 590	166 244	162 400	172 123	51 505	1 009 013	989 433	1 056 889
AUSTRIA.....	72	5 075	5 075	5 657	655	52 682	50 549	54 963
SWITZLD.....	1 080	19 063	19 062	19 754	3 566	87 312	87 809	91 820
ITALY.....	6 515	80 887	79 752	91 434	27 152	378 753	353 550	454 456
YUGOSLV.....	-	-	-	-	63 356	136 749	134 784	145 933
SINGAPR.....	133 990	692 714	692 713	725 367	710 134	2 812 130	2 812 117	2 948 579
HG KONG.....	123 000	115 825	115 825	121 153	523 210	495 297	486 549	505 890
JAPAN.....	193 038	455 552	455 746	477 956	1 320 307	3 834 059	3 854 166	4 024 440
OTH CTY.....	1 148	10 332	10 332	11 436	7 251	65 653	59 567	64 455
TOTAL.....	817 585	3 289 967	3 239 961	3 347 222	4 334 825	16 476 985	16 323 272	16 979 852
7221050	MOTORS, ELECTRIC, 1 HORSEPOWER AND OVER, BUT LESS THAN 20 HORSEPOWER							(NO)
CANADA.....	273	82 165	82 783	83 024	2 896	326 946	330 276	331 308
MEXICO.....	190	10 987	10 423	10 987	528	78 513	77 775	79 359
SWEDEN.....	100	26 098	25 968	28 216	1 634	217 076	216 300	227 150
NORWAY.....	6	2 710	2 710	3 142	122	38 262	38 262	44 761
DENMARK.....	32	4 453	4 453	4 764	126	34 506	34 521	36 105
U KING.....	1 494	163 746	157 614	168 099	6 853	822 282	779 627	834 696
NETHLDs.....	16	2 634	2 634	3 651	202	97 745	97 889	102 162
BELGIUM.....	2	645	645	753	277	47 262	47 367	49 653
FRANCE.....	1 028	158 496	157 903	171 875	17 034	1 346 317	1 340 584	1 459 347
W GERM.....	554	137 120	133 832	146 043	29 691	1 176 575	1 157 193	1 237 549
AUSTRIA.....	-	-	-	-	409	29 779	31 517	33 452
SWITZLD.....	206	22 998	22 998	23 650	535	117 567	116 411	123 669
ITALY.....	88	9 761	9 760	10 536	244	53 202	53 205	59 241
SINGAPR.....	2 699	31 323	31 324	32 863	17 442	206 354	206 355	218 066
CHINA T.....	-	-	-	-	78	31 831	31 831	33 320
JAPAN.....	6 037	90 032	90 033	95 097	34 742	2 004 048	2 000 612	2 168 962
OTH CTY.....	73	8 524	8 524	9 083	552	52 241	52 240	57 591
TOTAL.....	12 798	751 692	741 604	791 783	113 375	6 680 506	6 611 965	7 096 391
7221060	MOTORS, ELECTRIC, 20 HORSEPOWER AND OVER							(NO)
CANADA.....	176	463 432	468 664	467 853	1 734	3 265 933	3 270 996	3 281 640
MEXICO.....	327	277 967	282 516	282 516	838	746 006	756 602	757 245
SWEDEN.....	25	714 981	714 982	747 550	439	1 451 553	1 448 322	1 528 342
DENMARK.....	-	-	-	-	81	42 890	42 063	45 281
U KING.....	619	517 096	429 541	457 435	3 359	2 899 599	2 644 481	2 805 791
BELGIUM.....	-	-	-	-	420	139 398	139 397	146 859
FRANCE.....	397	248 045	248 045	269 501	2 335	969 112	966 171	1 056 862
W GERM.....	253	793 806	793 248	833 660	1 709	2 574 130	2 525 116	2 634 390
AUSTRIA.....	-	-	-	-	6	103 153	103 453	105 693
SWITZLD.....	8	1 810	1 810	2 058	92	35 227	33 725	39 446
ITALY.....	23	1 898	1 661	1 714	64	91 350	91 113	96 908
JAPAN.....	1 764	839 730	839 830	905 732	9 803	6 118 559	6 130 872	6 563 022
OTH CTY.....	4	2 228	2 228	2 307	97	15 124	15 130	15 993
TOTAL.....	3 596	3 860 993	3 782 525	3 970 326	20 977	18 452 034	18 167 441	19 077 472
7221070	GENERATORS, ELECT, EXC BATTERY CHARGING							(NO)
CANADA.....	23	43 236	43 457	43 483	2 400	947 191	895 177	895 786
SWEDEN.....	-	-	-	-	6	32 992	32 992	33 228
DENMARK.....	7	8 197	8 197	8 318	12	49 345	48 162	50 399
U KING.....	189	47 070	47 070	49 429	2 018	481 026	480 631	508 025
FRANCE.....	208	79 249	79 249	83 138	283	105 471	105 443	111 988
W GERM.....	95	21 780	21 593	23 305	1 796	227 701	227 516	236 325
SWITZLD.....	4	813	813	833	196	106 941	106 670	110 931
SPAIN.....	-	-	-	-	958	39 409	39 409	40 346
JAPAN.....	1 076	137 456	137 456	143 082	9 262	1 294 089	1 288 326	1 352 910
AUSTRAL.....	300	2 147	2 147	2 416	317	32 418	31 867	34 103
OTH CTY.....	2	3 012	3 014	3 148	68	14 945	14 947	15 722
TOTAL.....	1 904	342 960	342 996	357 152	17 316	3 331 528	3 271 140	3 389 763

Table 2. Schedule A Commodity by Country of Origin, Customs, F.a.s., and C.i.f. Values—Continued

(See "Explanation of Statistics" for information on coverage, definitions of Customs, f.a.s., and c.i.f. values, sources of error in the data, OTH CTY (other countries), and other definitions and features of the import statistics. Shipments valued less than \$251 are shown only under Schedule A commodity number 990.0000 and excluded from all other commodities.)

Country of origin	Schedule A commodity number, description and unit of quantity							
	Current month				Cumulative, January to date			
	Net quantity	Value (dollars)			Net quantity	Value (dollars)		
Customs		F.a.s.	C.i.f.	Customs		F.a.s.	C.i.f.	
7221080	MACHINERY, ELECTRIC POWER, AND PARTS, NES							
CANADA.....	-	2 358 724	2 356 379	2 362 772	-	12 577 429	12 596 825	12 654 753
MEXICO.....	-	1 737 398	1 692 964	1 724 283	-	8 823 444	8 590 938	8 765 170
HAITI.....	-	45 887	45 887	47 047	-	228 200	227 598	234 818
BRAZIL.....	-	-	-	-	-	50 691	48 999	54 136
SWEDEN.....	-	241 872	241 043	251 729	-	2 120 093	2 117 834	2 190 355
DENMARK.....	-	76 406	76 406	77 801	-	581 224	580 749	632 852
U KING.....	-	344 325	343 552	361 206	-	2 931 187	2 926 647	3 115 154
IRELAND.....	-	53 340	53 348	54 189	-	361 315	360 859	366 893
NETHLDs.....	-	48 095	45 476	48 331	-	300 120	296 661	308 807
FRANCE.....	-	342 034	352 441	358 539	-	1 810 541	1 829 483	1 939 777
W GERM.....	-	1 421 698	1 384 175	1 426 527	-	6 842 455	6 884 522	7 052 364
SWITZLD.....	-	25 525	25 525	26 829	-	231 063	222 117	233 370
ITALY.....	-	41 288	41 002	44 519	-	438 876	440 690	473 351
ISRAEL.....	-	84 098	84 098	87 135	-	127 174	127 291	172 286
MALAYSA.....	-	63 089	62 809	65 701	-	194 400	194 120	200 689
SINGAPR.....	-	268 689	268 768	279 232	-	1 418 954	1 316 039	1 451 868
KOR REP.....	-	44 851	44 851	46 634	-	230 141	232 847	242 808
HG KONG.....	-	89 509	88 293	93 776	-	1 629 089	1 581 249	1 653 771
CHINA T.....	-	191 983	190 358	199 910	-	1 203 866	1 199 057	1 257 441
JAPAN.....	-	1 692 572	1 696 344	1 799 989	-	8 158 113	8 138 753	8 643 640
AUSTRAL.....	-	42 751	42 750	43 912	-	59 694	59 693	61 798
OTH CTY.....	-	17 815	17 800	18 543	-	167 479	167 561	179 599
TOTAL.....	-	9 231 949	9 154 269	9 418 604	-	50 485 548	50 140 532	51 885 700
7223020	SWITCHGEAR, PANELS, ETC, FOR MAKING, BREAKING OR PROTECTING ELECTRICAL CIRCUITS							
CANADA.....	-	4 031 415	3 849 816	4 056 417	-	20 426 533	19 613 717	20 470 782
MEXICO.....	-	4 890 611	4 854 205	4 913 923	-	21 802 661	21 595 156	21 987 334
GUATMAL.....	-	36 747	36 747	39 146	-	276 667	276 667	282 933
SALVADR.....	-	73 280	74 227	73 392	-	345 208	447 714	345 790
C RICA.....	-	43 522	43 212	44 418	-	193 068	192 603	200 455
HAITI.....	-	154 827	153 100	156 389	-	500 592	492 520	511 662
DOM REP.....	-	-	-	-	-	111 604	111 604	117 354
LW WW I.....	-	18 640	18 588	19 271	-	102 780	102 237	105 496
BARBADO.....	-	-	-	-	-	329 368	327 642	361 278
TRINID.....	-	3 271	3 271	3 318	-	31 367	30 016	30 629
BRAZIL.....	-	75 453	75 356	77 269	-	440 548	439 014	452 109
SWEDEN.....	-	379 283	343 600	391 129	-	2 577 163	2 407 631	2 644 197
NORWAY.....	-	10 683	10 694	11 210	-	109 323	109 307	124 416
FINLAND.....	-	15 623	15 623	15 921	-	49 082	48 954	51 038
DENMARK.....	-	82 949	82 818	85 677	-	424 617	424 145	438 218
U KING.....	-	1 009 288	989 071	1 053 740	-	5 803 154	5 718 514	6 055 139
IRELAND.....	-	627	627	680	-	155 511	155 518	160 075
NETHLDs.....	-	237 571	237 644	245 593	-	1 730 874	1 722 464	1 765 801
BELGIUM.....	-	109 066	109 131	112 597	-	585 499	585 421	607 116
FRANCE.....	-	1 231 822	1 231 713	1 277 502	-	6 016 594	5 986 976	6 237 760
W GERM.....	-	2 622 612	2 517 521	2 698 930	-	14 185 858	13 523 119	14 529 309
AUSTRIA.....	-	68 933	68 918	71 691	-	455 084	453 994	474 619
SWITZLD.....	-	1 386 505	1 315 464	1 350 445	-	9 371 426	8 610 896	8 982 729
SPAIN.....	-	60 370	60 370	63 076	-	365 444	365 440	390 589
PORTUGL.....	-	-	-	-	-	37 640	37 600	43 055
ITALY.....	-	223 265	218 239	253 538	-	1 376 981	1 409 873	1 555 914
ISRAEL.....	-	17 872	17 874	19 030	-	155 831	155 835	163 380
INDIA.....	-	562	562	697	-	139 786	139 399	144 893
MALAYSA.....	-	10 945	10 945	11 012	-	438 027	427 027	431 987
SINGAPR.....	-	167 100	190 937	195 464	-	2 941 046	2 965 088	3 029 072
KOR REP.....	-	94 642	94 655	97 922	-	506 392	507 028	525 312
HG KONG.....	-	308 519	306 033	323 236	-	1 728 660	1 677 261	1 770 099
CHINA T.....	-	276 021	273 716	286 007	-	1 011 603	987 986	1 056 350
JAPAN.....	-	3 472 180	3 476 962	3 636 322	-	18 438 702	18 452 595	19 311 581
AUSTRAL.....	-	12 671	12 224	13 161	-	325 281	324 840	338 434
REP SAF.....	-	26 242	26 242	29 371	-	41 349	41 349	45 325
OTH CTY.....	-	18 252	17 872	18 393	-	98 404	97 231	101 246
TOTAL.....	-	21 171 369	20 737 977	21 645 887	-	113 629 727	110 964 381	115 843 476
7223040	RESISTORS, FIXED OR VARIABLE, INCLUDING POTENTIOMETERS, AND PARTS, EXCL HEATING ELEMENTS							
CANADA.....	-	199 289	204 025	207 206	-	1 755 859	1 727 844	1 752 573
MEXICO.....	-	1 389 662	1 328 619	1 375 880	-	5 786 594	5 597 062	5 739 272
HAITI.....	-	69 954	69 953	70 853	-	366 090	366 090	376 023
BRAZIL.....	-	67 868	67 868	73 698	-	742 955	742 485	789 264
SWEDEN.....	-	1 378	1 378	1 513	-	53 983	51 256	55 851
DENMARK.....	-	4 461	4 335	4 391	-	32 988	32 707	33 591
U KING.....	-	88 930	87 150	94 138	-	535 053	530 840	572 498
IRELAND.....	-	213 952	213 995	215 318	-	654 488	654 675	659 292
NETHLDs.....	-	24 269	24 269	25 210	-	619 145	619 140	639 254
BELGIUM.....	-	39 820	39 824	40 852	-	96 654	96 627	100 930
FRANCE.....	-	38 114	38 207	39 159	-	173 981	177 047	180 086
W GERM.....	-	111 263	111 934	117 588	-	710 696	715 308	747 969
SWITZLD.....	-	21 426	21 426	21 889	-	76 825	76 794	79 265
SPAIN.....	-	289 652	289 682	308 040	-	1 016 758	1 012 753	1 076 458
ITALY.....	-	22 141	22 141	23 345	-	66 538	65 883	71 176
ISRAEL.....	-	136 437	136 426	137 308	-	1 025 119	1 025 383	1 031 718
INDIA.....	-	27 490	22 690	23 717	-	68 254	48 796	51 112
MALAYSA.....	-	28 107	28 107	33 848	-	136 988	136 988	153 827
SINGAPR.....	-	445 500	445 499	459 084	-	1 722 882	1 725 187	1 786 241
HG KONG.....	-	12 742	12 600	12 928	-	159 128	156 983	161 807
CHINA T.....	-	18 363	18 363	19 514	-	202 730	202 730	211 978

Table 2. Schedule A Commodity by Country of Origin, Customs, F.a.s., and C.i.f. Values—Continued

(See "Explanation of Statistics" for information on coverage, definitions of Customs, f.a.s., and c.i.f. values, sources of error in the data, OTH CTY (other countries), and other definitions and features of the import statistics. Shipments valued less than \$251 are shown only under Schedule A commodity number 990.0000 and excluded from all other commodities.)

Country of origin	Schedule A commodity number, description and unit of quantity							
	Current month				Cumulative, January to date			
	Net quantity	Value (dollars)			Net quantity	Value (dollars)		
Customs		F.a.s.	C.i.f.	Customs		F.a.s.	C.i.f.	
JAPAN.....	-	776 195	768 342	804 892	-	4 714 013	4 685 729	4 896 768
OTH CTY.....	-	31 460	31 426	32 833	-	98 560	98 591	102 870
TOTAL.....	-	4 058 472	3 988 259	4 143 204	-	20 816 281	20 546 898	21 269 823
7231020	CONDUCTORS, INSULATED ELECTRICAL, WITHOUT FITTINGS (LB)							
CANADA.....	936 769	1 015 733	1 017 672	1 029 968	4 312 916	5 487 028	5 425 354	5 544 228
MEXICO.....	2 279	36 626	31 343	36 626	70 660	234 125	212 636	236 184
N ANTIL.....	286	23 937	23 937	24 123	2 524	191 229	191 229	193 137
CHILE.....	-	-	-	-	335 298	182 413	182 413	192 492
BRAZIL.....	111 595	158 926	158 926	175 639	166 234	263 100	263 100	284 817
ARGENT.....	-	-	-	-	43 081	41 826	41 826	45 088
SWEDEN.....	114	623	623	666	137 547	179 046	224 569	190 385
NORWAY.....	343 473	485 384	485 384	510 363	409 981	532 486	532 486	568 063
U KING.....	117 633	88 189	88 189	106 510	552 942	621 206	620 132	671 571
NETHLDs.....	12 996	27 972	27 972	30 956	26 574	92 652	92 652	101 216
FRANCE.....	2 549	10 495	10 495	11 027	76 090	275 804	275 809	284 635
W GERM.....	37 763	92 184	91 985	101 232	336 708	562 841	568 486	620 804
SPAIN.....	29 954	33 152	33 152	35 019	1 388 470	1 718 734	1 716 381	1 811 519
ITALY.....	1 793	4 887	4 887	5 115	17 405	55 118	55 118	56 302
YUGOSLV.....	809 816	641 881	641 881	687 541	4 137 231	3 097 728	3 097 728	3 323 398
KOR REP.....	22 100	27 965	27 965	30 615	413 276	392 619	384 441	417 500
CHINA T.....	588	1 374	1 320	1 364	37 987	34 799	35 246	37 522
JAPAN.....	194 299	218 519	207 771	231 003	3 656 020	3 817 595	3 698 917	4 072 393
OTH CTY.....	18 901	23 378	23 357	25 543	39 816	96 640	91 632	108 412
TOTAL.....	2 642 908	2 891 225	2 876 859	3 043 310	16 160 758	17 876 989	17 710 151	18 759 666
7231040	LIGHTING SETS, CHRISTMAS TREE, WITH OR WITHOUT BULBS, AND SIMILAR WIRING SETS (NO)							
ITALY.....	11 090	19 311	19 833	21 683	108 208	181 182	181 696	190 982
KOR REP.....	36 000	12 060	12 060	12 716	301 538	342 982	329 035	369 387
CHINA T.....	637 101	349 366	352 511	405 963	2 401 329	1 491 258	1 446 149	1 688 408
JAPAN.....	400	400	400	450	67 040	31 267	31 267	36 798
OTH CTY.....	-	-	-	-	6 869	26 058	26 058	35 449
TOTAL.....	684 591	381 137	384 804	440 812	2 884 984	2 072 747	2 014 205	2 321 024
7231060	CONDUCTORS, INSULATED ELECTRICAL, WITH FITTINGS, NES							
CANADA.....	-	1 671 794	1 670 587	1 687 969	-	10 493 439	10 559 970	10 634 594
MEXICO.....	-	2 581 873	2 574 003	2 591 755	-	13 246 691	13 218 787	13 287 838
GUATMAL.....	-	620	620	632	-	55 780	55 780	56 669
HAITI.....	-	114 743	108 991	111 687	-	931 657	932 088	953 494
DOM REP.....	-	140 777	140 777	143 328	-	670 802	670 781	684 616
BARBADO.....	-	-	-	-	-	48 153	48 154	64 002
N ANTIL.....	-	11 982	11 982	12 081	-	140 018	140 683	142 103
BRAZIL.....	-	39 977	38 363	42 265	-	327 816	320 722	350 090
SWEDEN.....	-	11 717	11 520	12 654	-	85 502	83 128	90 523
NORWAY.....	-	36 914	36 914	38 172	-	165 693	166 056	169 826
DENMARK.....	-	5 795	5 219	5 521	-	73 102	71 538	74 189
U KING.....	-	69 892	72 172	78 571	-	490 775	489 302	523 532
NETHLDs.....	-	46 210	46 210	48 648	-	369 957	388 637	399 710
FRANCE.....	-	63 315	63 240	69 807	-	352 974	358 130	382 819
W GERM.....	-	399 643	380 351	418 437	-	1 856 443	1 734 969	1 944 420
AUSTRIA.....	-	590	590	779	-	34 420	34 420	35 856
SWITZLD.....	-	14 288	14 170	14 668	-	82 820	81 833	86 529
ITALY.....	-	11 389	10 157	12 177	-	157 693	154 926	168 318
ISRAEL.....	-	14 757	14 757	15 577	-	64 102	53 214	67 858
SINGAPR.....	-	10 312	10 302	10 627	-	72 706	72 696	74 630
KOR REP.....	-	19 227	19 230	19 732	-	484 423	484 478	491 454
HG KONG.....	-	70 842	70 726	73 005	-	975 816	974 376	1 013 857
CHINA T.....	-	251 892	251 893	266 163	-	1 755 007	1 752 821	1 854 370
JAPAN.....	-	574 814	576 070	618 479	-	4 161 243	4 153 621	4 436 433
AUSTRAL.....	-	7 852	7 860	10 763	-	50 041	50 049	59 855
OTH CTY.....	-	31 453	31 463	33 988	-	124 762	120 817	129 052
TOTAL.....	-	6 202 668	6 168 167	6 337 485	-	37 291 835	37 171 976	38 176 637
7232100	INSULATORS, ELECTRICAL							
CANADA.....	-	235 211	229 823	236 743	-	959 444	960 547	969 658
MEXICO.....	-	-	-	-	-	46 332	46 332	46 332
U KING.....	-	91 423	91 433	99 232	-	514 101	514 011	557 585
BELGIUM.....	-	101 834	94 206	124 585	-	174 164	161 369	214 355
FRANCE.....	-	183 169	183 170	217 311	-	1 315 466	1 315 345	1 555 015
W GERM.....	-	4 908	4 908	6 379	-	247 760	247 029	263 499
SWITZLD.....	-	15 724	15 724	17 398	-	152 339	152 339	161 157
JAPAN.....	-	935 756	935 702	1 001 714	-	6 435 250	6 435 002	6 941 484
OTH CTY.....	-	9 823	9 676	10 251	-	89 199	89 393	103 589
TOTAL.....	-	1 577 848	1 564 642	1 713 613	-	9 934 055	9 921 367	10 812 674
7232300	IRON OR STEEL PIPES OR TUBES PREPARED, ETC, FOR ELECTRICAL CONDUITS, & FITTINGS (LB)							
CANADA.....	14 672	25 508	25 697	25 698	45 395	80 896	81 553	81 554
W GERM.....	112 490	65 253	65 212	68 848	462 346	284 484	284 097	298 196
JAPAN.....	5 830	4 582	4 713	5 007	393 713	235 905	218 567	252 024
OTH CTY.....	-	-	-	-	35 889	36 796	35 504	37 352
TOTAL.....	132 992	95 343	95 622	99 553	937 343	638 081	619 721	669 126
7241000	TELEVISION RECEIVING SETS, INCLUDING COMBINATION RADIO-TELEVISION-PHONOGRAPH SETS (NO)							
CANADA.....	494	138 544	106 648	106 793	3 631	1 166 286	1 067 405	1 070 280

Table 2. Schedule A Commodity by Country of Origin,
Customs, F.a.s., and C.i.f. Values—Continued

(See "Explanation of Statistics" for information on coverage, definitions of Customs, f.a.s., and c.i.f. values, sources of error in the data, OTH CTY (other countries), and other definitions and features of the import statistics. Shipments valued less than \$251 are shown only under Schedule A commodity number 990.0000 and excluded from all other commodities.)

Country of origin	Schedule A commodity number, description and unit of quantity							
	Current month				Cumulative, January to date			
	Net quantity	Value (dollars)			Net quantity	Value (dollars)		
Customs		F.a.s.	C.i.f.	Customs		F.a.s.	C.i.f.	
PANAMA.....	250	45 000	45 000	45 629	250	45 000	45 000	45 629
BRAZIL.....	-	-	-	-	2 108	295 807	295 807	327 666
U KING.....	-	-	-	-	157	88 106	88 106	90 901
W GERM.....	121	67 411	63 218	70 330	404	268 873	209 788	278 742
ITALY.....	203	29 032	29 032	31 343	470	64 627	64 627	69 362
KOR REP.....	15 744	1 576 052	1 576 052	1 666 290	138 056	9 004 172	9 005 663	9 577 681
CHINA T.....	233 219	16 016 299	16 222 492	16 941 697	1 163 732	76 221 185	76 114 546	80 528 289
JAPAN.....	159 738	20 764 393	20 787 767	21 807 308	530 651	76 909 954	76 911 512	80 666 368
OTH CTY.....	79	11 577	11 577	12 861	401	62 188	62 188	72 648
TOTAL.....	409 848	38 648 308	38 841 786	40 682 251	1 839 860	164 126 198	163 864 642	172 727 566
7242020	RADIO RECEIVING SETS, SOLID STATE							(NO)
CANADA.....	150	29 973	29 873	29 883	21 974	496 745	496 863	505 152
MEXICO.....	-	-	-	-	9 144	31 617	31 617	34 202
BRAZIL.....	66 622	2 367 804	2 370 803	2 411 060	417 518	12 742 179	12 742 780	13 025 431
SWEDEN.....	-	-	-	-	677	48 596	47 796	50 084
NORWAY.....	712	181 013	181 716	187 614	1 780	453 296	455 016	472 908
DENMARK.....	50	530	530	534	1 220	233 414	233 414	242 014
U KING.....	325	29 940	29 940	23 030	4 021	451 211	443 407	350 278
IRELAND.....	-	-	-	-	10 453	299 674	295 188	301 539
NETHLDs.....	261	6 430	6 430	6 762	833	78 519	78 518	79 776
W GERM.....	2 537	203 333	203 338	205 948	12 446	826 786	823 747	846 707
SWITZLD.....	142	13 061	13 061	13 106	1 337	110 695	110 695	111 535
THAILND.....	1 100	15 356	15 356	16 350	4 100	57 236	57 236	60 608
SINGAPR.....	290 000	4 179 084	4 178 826	4 354 582	1 320 624	17 861 774	17 849 702	18 536 282
PHIL R.....	3 360	15 276	15 120	15 413	16 360	72 217	71 343	72 961
KOR REP.....	163 158	1 719 897	1 722 374	1 807 785	845 267	12 018 229	12 019 063	12 563 699
HG KONG.....	1 130 155	7 118 712	7 116 444	7 464 459	4 912 318	36 707 849	36 447 386	38 053 314
CHINA T.....	329 835	3 266 783	3 268 964	3 403 939	1 815 176	17 709 188	17 655 648	18 355 612
JAPAN.....	462 697	17 910 168	18 002 177	18 553 354	2 170 526	87 207 095	87 678 397	90 503 357
OTH CTY.....	200	647	647	848	2 585	48 955	48 955	52 825
TOTAL.....	2 451 304	37 058 007	37 155 599	38 494 667	11 568 359	187 455 275	187 586 769	194 218 284
7242040	RADIO RECEIVING SETS, EXCEPT SOLID STATE							(NO)
CANADA.....	17	101 719	101 819	101 819	727	115 273	115 412	115 444
SWEDEN.....	13 344	2 454 694	2 454 694	2 493 092	13 445	2 595 299	2 590 698	2 638 517
FRANCE.....	-	-	-	-	8	50 579	50 579	51 360
CHINA T.....	-	-	-	-	6 000	54 732	54 732	57 384
JAPAN.....	4 748	93 719	93 909	96 038	26 174	506 291	506 586	523 840
OTH CTY.....	-	-	-	-	1 593	30 765	31 105	33 301
TOTAL.....	18 109	2 650 132	2 650 422	2 690 949	47 947	3 352 939	3 349 112	3 419 846
7242050	RADIO-TAPE RECORDER COMBINATIONS							(NO)
W GERM.....	8	803	803	1 203	264	49 865	49 865	51 733
SINGAPR.....	-	-	-	-	1 512	55 383	55 383	57 647
KOR REP.....	4 737	212 574	212 561	229 041	9 933	470 751	471 304	504 785
HG KONG.....	5 706	129 754	129 754	134 337	8 033	240 716	240 716	253 120
CHINA T.....	39 584	1 481 606	1 475 682	1 545 756	239 222	9 043 841	9 043 238	9 558 634
JAPAN.....	86 900	3 728 084	3 741 725	3 852 728	455 598	20 122 032	20 215 486	20 945 932
OTH CTY.....	-	-	-	-	87	20 150	20 150	20 339
TOTAL.....	136 935	5 552 821	5 560 525	5 763 065	714 649	30 002 738	30 096 142	31 392 190
7242060	RADIO-PHONOGRAPH COMBINATIONS							(NO)
CANADA.....	1	319	347	347	496	92 604	94 594	95 804
E GERM.....	-	-	-	-	1 421	138 161	142 245	151 860
KOR REP.....	2 500	209 250	209 250	230 406	14 965	718 409	715 619	787 395
HG KONG.....	1	545	545	579	11 190	249 372	248 574	276 134
CHINA T.....	7 425	111 441	111 441	122 396	65 016	1 675 499	1 675 499	1 784 556
JAPAN.....	12 871	443 333	443 625	469 581	115 989	4 050 146	4 052 668	4 308 954
OTH CTY.....	1	682	682	774	274	35 519	36 161	38 603
TOTAL.....	22 799	765 570	765 890	824 083	209 351	6 959 710	6 965 360	7 443 306
7242065	RADIO RECEIVERS, CANADIAN ARTICLE, APTA							(NO)
CANADA.....	92 886	2 750 119	2 755 995	2 756 040	413 472	10 698 613	10 736 581	10 737 573
TOTAL.....	92 886	2 750 119	2 755 995	2 756 040	413 472	10 698 613	10 736 581	10 737 573
7242075	RADIO APPARATUS, NES, INCLUDING PARTS							(NO)
CANADA.....	-	836 519	831 237	839 985	-	6 561 584	6 412 018	6 567 583
MEXICO.....	-	860 141	860 913	863 884	-	3 851 658	3 823 701	3 821 885
SWEDEN.....	-	556 399	556 327	565 933	-	2 476 568	2 476 142	2 511 714
NORWAY.....	-	284	284	286	-	66 044	66 044	67 099
DENMARK.....	-	-	-	-	-	90 568	90 180	92 645
U KING.....	-	98 881	98 899	101 466	-	959 685	957 603	942 533
NETHLDs.....	-	23 789	22 889	23 828	-	171 161	170 261	177 358
BELGIUM.....	-	10 001	10 001	10 227	-	47 733	47 733	49 960
FRANCE.....	-	480 321	480 321	486 023	-	1 400 576	1 400 485	1 416 452
W GERM.....	-	219 782	219 797	223 408	-	1 071 561	1 067 162	1 089 365
GREECE.....	-	103 556	102 150	105 683	-	445 988	441 791	457 196
ISRAEL.....	-	24 943	24 943	26 951	-	107 460	107 460	114 512
MALAYSIA.....	-	170 466	170 466	170 715	-	480 604	480 605	481 786
KOR REP.....	-	27 228	28 079	29 001	-	213 673	217 967	228 677
HG KONG.....	-	100 623	100 151	110 053	-	505 480	498 673	536 969
CHINA T.....	-	118 530	101 931	123 722	-	1 325 729	1 262 491	1 395 707
JAPAN.....	-	2 519 927	2 521 984	2 574 398	-	11 561 930	11 573 364	11 822 172
OTH CTY.....	-	21 075	21 075	23 584	-	90 408	90 409	96 477
TOTAL.....	-	6 172 465	6 151 447	6 279 147	-	31 428 410	31 184 089	31 870 090

Table 2. **Schedule A Commodity by Country of Origin, Customs, F.a.s., and C.i.f. Values—Continued**

(See "Explanation of Statistics" for information on coverage, definitions of Customs, f.a.s., and c.i.f. values, sources of error in the data, OTH CTY (other countries), and other definitions and features of the import statistics. Shipments valued less than \$251 are shown only under Schedule A commodity number 990.0000 and excluded from all other commodities.)

Country of origin	Schedule A commodity number, description and unit of quantity							
	Current month				Cumulative, January to date			
	Net quantity	Value (dollars)			Net quantity	Value (dollars)		
Customs		F.a.s.	C.i.f.	Customs		F.a.s.	C.i.f.	
	7242085	TELEVISION SETS, PHONOGRAPHS AND COMBINATIONS, AND PARTS, CANADIAN ARTICLE, APTA						
CANADA.....	-	488 408	485 642	494 275	-	2 546 438	2 476 894	2 571 876
TOTAL.....	-	488 408	485 642	494 275	-	2 546 438	2 476 894	2 571 876
	7249120	TELEPHONIC APPARATUS AND INSTRUMENTS AND PARTS						
CANADA.....	-	3 841 217	2 766 471	3 854 243	-	17 956 567	14 398 063	18 068 059
MEXICO.....	-	414 024	410 525	414 116	-	2 787 061	2 768 917	2 796 361
BRAZIL.....	-	4 863	4 863	4 947	-	210 856	210 856	221 042
ARGENT.....	-	32 339	32 339	33 705	-	52 474	52 474	56 141
SWEDEN.....	-	334 284	334 285	346 162	-	1 900 947	1 897 971	1 954 161
NORWAY.....	-	24 722	24 722	25 931	-	333 718	333 725	346 551
U KING.....	-	57 649	57 649	60 497	-	489 320	489 336	500 052
IRELAND.....	-	-	-	-	-	944 478	915 684	957 113
NETHLDs.....	-	16 524	15 988	18 163	-	282 668	280 914	305 204
BELGIUM.....	-	13 327	13 466	13 954	-	55 497	55 962	58 707
FRANCE.....	-	177 567	177 567	182 320	-	1 004 110	1 003 659	1 038 813
W GERM.....	-	414 430	414 434	422 315	-	2 208 861	2 206 862	2 274 838
AUSTRIA.....	-	11 074	11 090	11 427	-	101 338	101 841	106 341
SPAIN.....	-	6 960	6 960	8 021	-	118 748	118 748	130 172
ITALY.....	-	59 298	59 298	63 884	-	309 032	309 130	328 686
SINGAPR.....	-	-	-	-	-	49 319	49 319	51 953
KOR REP.....	-	45 574	46 207	49 103	-	699 781	709 021	736 675
HG KONG.....	-	-	-	-	-	99 478	99 493	109 941
CHINA T.....	-	11 580	11 580	12 727	-	249 283	249 283	255 555
JAPAN.....	-	610 195	607 030	645 806	-	8 053 052	8 042 041	8 394 991
OTH CTY.....	-	55 778	45 913	47 832	-	130 693	117 323	124 126
TOTAL.....	-	6 131 405	5 040 387	6 215 153	-	38 037 281	34 410 622	38 815 482
	7249140	TELEPRINTING AND TELETYPEWRITING MACHINES AND PARTS						
CANADA.....	-	7 432	7 454	7 522	-	37 471	36 431	36 524
MEXICO.....	-	107 261	107 261	107 261	-	368 446	368 446	368 446
U KING.....	-	754	754	919	-	67 815	67 815	68 854
FRANCE.....	-	25 111	25 111	25 398	-	36 945	36 945	37 747
W GERM.....	-	41 032	41 032	43 321	-	450 719	450 719	467 665
YUGOSLV.....	-	29 730	26 347	27 657	-	104 090	89 031	92 952
JAPAN.....	-	481 468	481 468	491 407	-	4 138 858	4 062 867	4 152 672
OTH CTY.....	-	7 975	7 975	8 293	-	13 382	13 382	14 013
TOTAL.....	-	700 763	697 402	711 778	-	5 217 726	5 125 636	5 238 873
	7249160	TELEGRAPH APPARATUS AND INSTRUMENTS NES AND PARTS						
CANADA.....	-	-	-	-	-	95 706	95 256	97 049
MEXICO.....	-	443 862	443 862	458 180	-	1 601 197	1 601 197	1 635 749
SWEDEN.....	-	-	-	-	-	73 990	73 990	75 034
U KING.....	-	18 595	18 595	18 827	-	60 737	60 737	61 972
W GERM.....	-	1 035 798	1 035 858	1 047 441	-	3 975 162	3 975 423	4 024 117
JAPAN.....	-	23 037	22 723	23 772	-	190 687	172 730	200 833
OTH CTY.....	-	-	-	-	-	25 507	25 504	26 505
TOTAL.....	-	1 521 292	1 521 038	1 548 220	-	6 022 986	6 004 837	6 121 259
	7249210	MICROPHONES (NO)						
CANADA.....	30	4 140	4 190	4 190	760	38 511	38 651	39 308
U KING.....	2 151	6 053	6 053	6 184	10 401	37 700	37 700	38 758
W GERM.....	925	69 874	69 874	70 849	10 662	423 673	423 801	432 622
AUSTRIA.....	1 404	23 202	23 202	24 265	20 536	487 058	487 058	497 854
SPAIN.....	2 350	9 400	9 400	9 535	21 985	101 715	92 238	104 015
KOR REP.....	-	-	-	-	42 500	31 950	31 950	32 947
JAPAN.....	256 974	581 223	584 023	610 773	1 323 992	3 401 175	3 412 451	3 558 764
OTH CTY.....	12 878	17 637	17 813	18 514	44 237	109 339	109 432	113 962
TOTAL.....	276 712	711 529	714 555	744 310	1 475 073	4 631 121	4 633 281	4 818 230
	7249220	LOUDSPEAKERS (NO)						
CANADA.....	17 525	127 864	128 953	131 425	40 362	350 582	356 860	353 517
MEXICO.....	192 848	247 651	247 651	247 651	864 834	1 033 989	1 033 989	1 033 989
SWEDEN.....	450	6 311	6 311	9 542	2 482	75 840	75 840	86 223
DENMARK.....	3 112	133 881	133 881	145 178	37 578	815 975	816 625	865 774
U KING.....	1 434	76 774	76 774	84 574	8 334	329 973	330 020	365 865
NETHLDs.....	138	4 555	4 555	4 802	216 603	68 343	68 343	70 547
BELGIUM.....	14 189	58 928	58 928	63 375	31 159	123 106	124 395	131 145
FRANCE.....	404	16 715	16 715	18 281	3 659	31 045	31 045	34 324
W GERM.....	8 462	37 376	37 377	38 659	41 749	217 547	217 548	229 461
KOR REP.....	49 066	237 677	238 954	290 449	535 352	1 335 023	1 349 120	1 596 620
CHINA T.....	395 193	294 961	294 961	340 745	2 251 230	1 361 920	1 360 382	1 536 643
JAPAN.....	1 529 802	3 259 355	3 270 484	3 552 296	8 845 088	18 189 246	18 288 293	19 805 422
OTH CTY.....	9 290	18 049	18 049	21 346	58 947	72 679	72 671	84 350
TOTAL.....	2 221 913	4 520 097	4 533 593	4 948 293	12 937 377	24 005 268	24 125 131	26 193 880
	7249230	AMPLIFIERS, ELECTRIC, AUDIO-FREQUENCY (NO)						
CANADA.....	672	102 152	97 019	102 219	8 460	518 767	518 170	520 442
BRAZIL.....	-	-	-	-	2 335	70 237	70 237	82 017
U KING.....	690	45 999	47 542	50 409	2 398	356 806	358 045	387 639
IRELAND.....	-	-	-	-	69 844	242 896	238 647	242 932
W GERM.....	172	32 374	32 373	33 111	1 343	152 887	152 897	156 131
SWITZLD.....	106	4 293	4 293	4 406	1 610	99 123	99 011	100 560

Table 2. Schedule A Commodity by Country of Origin, Customs, F.a.s., and C.i.f. Values—Continued

(See "Explanation of Statistics" for information on coverage, definitions of Customs, f.a.s., and c.i.f. values, sources of error in the data, OTH CTY (other countries), and other definitions and features of the import statistics. Shipments valued less than \$251 are shown only under Schedule A commodity number 990.0000 and excluded from all other commodities.)

Country of origin	Schedule A commodity number, description and unit of quantity								
	Current month				Cumulative, January to date				
	Net quantity	Value (dollars)			Net quantity	Value (dollars)			
Customs		F.a.s.	C.i.f.	Customs		F.a.s.	C.i.f.		
ITALY.....	185	10 697	10 697	12 090	783	48 127	45 798	51 489	
MALAYSIA.....	484	250 685	250 739	260 080	1 049	548 530	548 610	564 635	
SINGAPR.....	6 499	39 592	39 595	41 679	34 893	520 631	518 888	533 094	
KOR REP.....	7 124	26 246	26 699	30 236	40 685	501 693	516 103	530 977	
HG KONG.....	-	-	-	-	14 027	78 949	78 500	84 582	
CHINA T.....	8 474	17 391	17 391	18 478	39 153	159 528	158 925	164 958	
JAPAN.....	35 819	1 442 538	1 454 009	1 533 291	212 299	9 639 131	9 661 228	10 087 236	
OTH CTY.....	295	15 701	15 506	15 932	1 789	76 987	76 755	78 551	
TOTAL.....	60 520	1 987 668	1 995 863	2 101 931	428 668	13 014 292	13 041 814	13 585 243	
7249240	AMPLIFIER SETS, ELECTRIC SOUND, HEADPHONES, ETC, EXCEPT PARTS							(NO)	
CANADA.....	25	7 584	7 671	7 671	10 003	120 712	115 084	122 115	
DENMARK.....	416	72 956	61 919	62 485	2 463	427 079	377 914	380 674	
U KING.....	79	4 729	4 412	5 289	617	205 723	205 502	212 903	
W GERM.....	8 492	156 907	156 718	162 882	34 137	559 870	560 014	580 691	
AUSTRIA.....	2 800	30 800	30 800	32 189	7 225	84 014	84 014	87 337	
KOR REP.....	7 300	17 650	17 914	20 400	19 588	37 989	38 268	41 604	
CHINA T.....	85 053	54 038	54 038	63 400	208 698	173 555	173 577	202 995	
JAPAN.....	155 209	442 332	443 568	472 966	994 983	3 139 144	3 147 384	3 385 194	
OTH CTY.....	309	4 520	4 525	5 149	33 447	66 436	66 316	71 542	
TOTAL.....	259 683	791 516	781 565	832 431	1 311 161	4 814 522	4 768 073	5 085 055	
7249250	PARTS FOR MICROPHONES, LOUDSPEAKERS, AMPLIFIERS, HEADPHONES, ETC								
CANADA.....	-	25 399	25 409	25 451	-	198 150	200 957	200 239	
MEXICO.....	-	98 033	97 973	97 973	-	389 025	388 730	388 945	
DENMARK.....	-	4 086	4 086	4 157	-	70 451	72 550	76 670	
U KING.....	-	4 530	4 530	4 779	-	148 821	148 861	158 731	
NETHLD.....	-	692	692	737	-	30 342	30 342	31 199	
W GERM.....	-	21 693	21 693	22 777	-	291 852	291 669	301 983	
AUSTRIA.....	-	7 475	7 475	7 763	-	62 576	62 581	64 245	
ITALY.....	-	4 945	4 945	5 663	-	61 446	61 446	66 359	
CHINA T.....	-	10 785	10 785	13 697	-	34 623	34 923	39 742	
JAPAN.....	-	328 949	329 607	361 241	-	1 800 679	1 803 927	1 941 251	
OTH CTY.....	-	10 330	10 336	10 965	-	101 927	102 264	108 347	
TOTAL.....	-	516 917	517 531	555 203	-	3 189 892	3 198 250	3 377 711	
7249260	MICROPHONES, LOUDSPEAKERS, AUDIO-FREQ ELECT AMPLIFERS, ETC, A PTS, CANADIAN ART APTA								
CANADA.....	-	45 885	46 912	47 029	-	282 468	288 511	288 628	
TOTAL.....	-	45 885	46 912	47 029	-	282 468	288 511	288 628	
7249910	TELEVISION CAMERAS AND PARTS								
CANADA.....	-	1 995	1 995	2 011	-	185 951	186 428	186 620	
U KING.....	-	10 190	10 618	10 454	-	564 550	565 037	582 515	
NETHLD.....	-	122 877	122 877	125 003	-	1 400 751	1 400 801	1 421 312	
FRANCE.....	-	535 683	535 685	542 227	-	1 873 377	1 822 589	1 845 455	
W GERM.....	-	598 781	538 597	607 584	-	2 584 155	2 061 093	2 608 408	
JAPAN.....	-	1 455 076	1 454 848	1 486 340	-	11 497 446	11 490 923	11 685 382	
OTH CTY.....	-	2 963	2 963	3 158	-	11 757	11 757	12 968	
TOTAL.....	-	2 727 565	2 667 583	2 776 777	-	18 117 987	17 538 628	18 342 660	
7249920	TELEVISION APPARATUS, EXCEPT RECEIVING SETS AND CAMERAS AND PARTS								
CANADA.....	-	715 240	703 960	733 038	-	2 829 704	2 711 707	2 850 095	
MEXICO.....	-	22 809 000	21 701 080	22 705 419	-	86 537 593	82 873 919	86 150 290	
GUATMAL.....	-	-	-	-	-	111 656	85 131	111 656	
HAITI.....	-	4 559	4 559	4 649	-	42 314	41 399	44 767	
LW WW I.....	-	558 204	558 008	559 757	-	2 006 033	2 005 837	2 010 944	
BRAZIL.....	-	-	-	-	-	1 028 822	1 015 129	1 070 327	
U KING.....	-	69 594	69 593	70 590	-	449 111	449 118	454 842	
NETHLD.....	-	7 611	7 611	7 899	-	169 414	169 414	173 796	
FRANCE.....	-	25 941	25 941	26 440	-	84 849	84 861	88 109	
W GERM.....	-	43 803	42 041	45 646	-	190 873	171 836	199 577	
SWITZLD.....	-	17 164	17 164	17 675	-	262 622	261 834	266 183	
PORTUGL.....	-	36 878	35 622	40 906	-	328 551	313 707	354 932	
SINGAPR.....	-	1 473 951	1 473 951	1 541 367	-	6 465 273	6 465 273	6 744 209	
KOR REP.....	-	117 314	117 317	122 842	-	1 227 082	1 227 228	1 257 390	
HG KONG.....	-	43 134	43 061	46 037	-	199 844	205 944	239 366	
CHINA T.....	-	7 733 733	7 312 347	8 047 020	-	30 045 538	28 740 265	31 214 970	
JAPAN.....	-	4 106 167	4 100 394	4 303 297	-	25 728 197	25 721 361	26 990 422	
OTH CTY.....	-	32 690	32 690	33 975	-	62 199	62 217	64 281	
TOTAL.....	-	37 794 983	36 245 339	38 306 557	-	157 769 675	152 606 180	160 286 156	
7249925	TRANSCEIVERS							(NO)	
CANADA.....	216	557 399	557 639	557 668	1 580	1 929 361	1 903 364	1 933 472	
MEXICO.....	340	26 876	26 876	26 876	2 738	87 549	87 549	87 549	
W GERM.....	1 426	381 722	381 774	386 038	3 589	1 295 053	1 295 201	1 309 557	
MALAYSIA.....	15	2 042	2 042	2 069	17 117	74 750	74 750	75 042	
KOR REP.....	24 964	252 681	257 165	261 234	192 818	2 018 424	2 066 097	2 122 682	
HG KONG.....	164 109	543 786	544 619	572 191	298 761	1 119 411	1 121 136	1 173 394	
CHINA T.....	62 971	518 457	518 217	530 792	368 531	3 100 327	3 099 614	3 211 710	
JAPAN.....	395 067	17 015 639	17 020 715	17 795 218	1 565 904	73 094 630	73 246 679	75 852 074	
OTH CTY.....	39	16 434	16 434	16 946	347	124 533	124 533	128 017	
TOTAL.....	649 147	19 315 036	19 325 481	20 149 032	2 451 385	82 844 038	83 018 923	85 893 497	

Table 2. Schedule A Commodity by Country of Origin,
Customs, F.a.s., and C.i.f. Values—Continued

(See "Explanation of Statistics" for information on coverage, definitions of Customs, f.a.s., and c.i.f. values, sources of error in the data, OTH CTY (other countries), and other definitions and features of the import statistics. Shipments valued less than \$251 are shown only under Schedule A commodity number 990.0000 and excluded from all other commodities.)

Country of origin	Schedule A commodity number, description and unit of quantity							
	Net quantity	Current month			Net quantity	Cumulative, January to date		
		Value (dollars)				Value (dollars)		
		Customs	F.a.s.	C.i.f.		Customs	F.a.s.	C.i.f.
7249945	RADIOTELEGRAPHIC AND RADIOTELEPHONIC TRANSMISSION AND RECEPTION APPARATUS, NES							
CANADA.....	-	5 600	5 710	5 710	-	154 603	157 783	159 887
KOR REP.....	-	247 344	247 261	262 376	-	2 958 594	2 958 543	3 115 339
HG KONG.....	-	128 676	128 676	132 617	-	164 644	164 500	171 561
CHINA T.....	-	153 965	150 428	164 897	-	1 301 070	1 297 553	1 393 060
JAPAN.....	-	2 946 925	2 946 875	3 110 931	-	11 485 232	11 474 949	12 099 429
OTH CTY.....	-	5 759	5 759	6 596	-	29 658	29 750	32 289
TOTAL.....	-	3 488 269	3 484 709	3 683 127	-	16 093 801	16 083 078	16 971 565
7249950	RADIO NAVIGATIONAL AID, RADIO REMOTE CONTROL AND RADAR APPARATUS AND PARTS							
CANADA.....	-	2 071 699	2 084 972	2 088 498	-	24 168 645	24 254 015	24 278 325
MEXICO.....	-	228 756	228 756	228 756	-	1 101 319	1 099 639	1 100 746
SWEDEN.....	-	904 042	904 042	911 871	-	904 409	904 409	912 241
NORWAY.....	-	831	831	882	-	197 729	198 085	200 243
DENMARK.....	-	32 666	22 783	23 356	-	63 048	53 165	54 747
U KING.....	-	1 094 025	1 028 327	1 096 131	-	4 176 808	3 808 722	4 232 153
NETHLDs.....	-	44 625	44 809	45 194	-	231 985	232 510	233 863
FRANCE.....	-	26 350	26 366	26 573	-	41 943	41 959	42 771
W GERM.....	-	41 176	41 176	43 140	-	220 709	220 913	227 842
ITALY.....	-	56 287	56 287	58 617	-	894 277	894 399	911 876
JAPAN.....	-	416 592	416 560	432 409	-	2 967 298	2 967 990	3 107 501
OTH CTY.....	-	986	986	1 114	-	34 629	34 629	37 358
TOTAL.....	-	4 918 035	4 855 895	4 956 541	-	35 002 799	34 710 435	35 339 666
7250100	REFRIGERATORS, COMPRESSION TYPE, INCLUDING HOUSEHOLD TYPE (NO)							
CANADA.....	25	6 970	7 055	7 265	454	142 751	129 190	145 246
DOM REP.....	-	-	-	-	668	80 036	81 800	93 736
BRAZIL.....	48	3 041	3 041	3 211	2 904	326 456	324 456	410 852
POLAND.....	-	-	-	-	4 992	255 543	255 543	297 971
SPAIN.....	6 255	444 751	444 751	530 576	26 572	1 873 554	1 852 263	2 211 184
ITALY.....	15 390	1 264 039	1 258 093	1 429 027	79 652	6 284 953	6 283 345	7 191 425
YUGOSLV.....	7 211	490 348	490 348	605 180	8 315	568 203	568 203	696 717
JAPAN.....	11 198	801 637	800 415	887 594	56 660	3 666 326	3 675 783	4 157 329
OTH CTY.....	2	1 978	1 978	2 412	15	6 579	6 595	9 099
TOTAL.....	40 129	3 012 764	3 005 681	3 465 265	180 232	13 204 401	13 177 178	15 213 559
7250240	WASHING MACHINES, EXCLUDING COMMERCIAL, TEXTILE FIN TYPE, AND COIN OPER, INCL HH TYPE (NO)							
CANADA.....	205	23 147	23 749	23 749	410	50 981	51 834	51 834
W GERM.....	-	-	-	-	50	401 299	320 616	337 845
JAPAN.....	1 257	135 591	135 951	154 783	7 658	770 472	771 582	894 889
OTH CTY.....	5	1 937	1 365	2 349	50	22 238	20 666	26 484
TOTAL.....	1 467	160 675	161 065	180 881	8 168	1 244 990	1 164 698	1 311 052
7250320	VACUUM CLEANERS AND PARTS, EXC INDUSTRIAL							
CANADA.....	-	47 759	48 195	48 195	-	198 638	200 635	200 635
SWEDEN.....	-	879	879	898	-	48 995	48 995	51 618
DENMARK.....	-	-	-	-	-	102 701	102 739	107 987
U KING.....	-	9 122	9 080	9 866	-	426 284	424 475	455 744
W GERM.....	-	173 957	173 957	186 040	-	1 096 236	1 093 236	1 155 018
HG KONG.....	-	17 664	18 147	20 036	-	56 591	56 865	64 120
JAPAN.....	-	32 187	32 187	37 319	-	280 949	280 949	296 013
OTH CTY.....	-	4 601	4 601	4 970	-	42 231	42 231	46 264
TOTAL.....	-	286 169	287 046	307 324	-	2 252 625	2 250 125	2 377 399
7250340	APPLIANCES, ELECTRO-MECHANICAL, EXCEPT INDUSTRIAL AND ELECTRO-THERMIC, NES, AND PARTS							
CANADA.....	-	145 620	148 154	148 154	-	350 524	355 382	356 243
SWEDEN.....	-	18 377	16 544	20 116	-	143 505	134 395	152 521
U KING.....	-	93 205	93 205	97 731	-	491 396	491 137	519 622
NETHLDs.....	-	18 646	18 646	19 810	-	194 065	195 313	204 078
FRANCE.....	-	178 518	178 518	189 309	-	1 220 094	1 215 753	1 296 199
W GERM.....	-	190 633	190 633	198 717	-	1 693 193	1 694 296	1 774 977
AUSTRIA.....	-	113 744	113 744	117 532	-	273 329	273 329	282 383
SWITZLD.....	-	8 521	8 097	8 490	-	95 545	95 139	104 958
SPAIN.....	-	-	-	-	-	32 409	32 409	36 491
ITALY.....	-	102 443	102 443	111 046	-	332 233	332 599	364 930
HG KONG.....	-	113 470	99 035	108 471	-	177 979	163 909	182 071
CHINA T.....	-	57 594	57 594	65 103	-	146 812	146 812	169 116
JAPAN.....	-	1 197 376	1 197 809	1 320 856	-	5 715 594	5 715 976	6 312 048
OTH CTY.....	-	6 673	6 673	7 176	-	46 159	46 247	50 012
TOTAL.....	-	2 244 820	2 231 095	2 412 511	-	10 926 837	10 892 696	11 805 649
7250420	SHAVERS WITH SELF-CONTD ELECTRIC MOTOR (NO)							
U KING.....	2 000	27 411	27 411	28 738	3 000	40 817	40 701	42 033
NETHLDs.....	177 024	2 101 278	2 201 278	2 230 496	838 798	10 415 265	10 499 421	10 643 668
FRANCE.....	19 326	69 810	62 265	62 548	82 197	571 720	553 715	571 345
W GERM.....	180 000	183 168	183 168	186 847	180 036	183 746	183 746	187 459
AUSTRIA.....	43 700	242 785	242 814	249 287	195 174	1 081 170	1 081 199	1 107 910
HG KONG.....	2 000	26 149	26 149	26 580	5 050	37 104	36 749	37 420
OTH CTY.....	400	2 426	2 426	2 687	2 076	13 418	13 418	14 264
TOTAL.....	424 450	2 653 027	2 745 511	2 787 183	1 306 331	12 343 240	12 408 949	12 604 099

Table 2. Schedule A Commodity by Country of Origin, Customs, F.a.s., and C.i.f. Values—Continued

(See "Explanation of Statistics" for information on coverage, definitions of Customs, f.a.s., and c.i.f. values, sources of error in the data, OTH CTY (other countries), and other definitions and features of the import statistics. Shipments valued less than \$251 are shown only under Schedule A commodity number 990.0000 and excluded from all other commodities.)

Country of origin	Schedule A commodity number, description and unit of quantity							
	Current month				Cumulative, January to date			
	Net quantity	Value (dollars)			Net quantity	Value (dollars)		
Customs		F.a.s.	C.i.f.	Customs		F.a.s.	C.i.f.	
7250440	HAIR CLIPPERS, ELECTRIC, AND PARTS FOR ELECTRIC SHAVCTRICS SHAVERS							
NETHLDS.....	-	94 779	94 779	99 961	-	415 516	415 516	439 779
FRANCE.....	-	336 961	296 777	301 900	-	1 255 855	1 125 242	1 170 625
W GERM.....	-	28 962	28 962	29 538	-	47 808	47 808	49 184
SINGAPR.....	-	-	-	-	-	51 135	40 492	45 493
JAPAN.....	-	882	960	985	-	48 061	48 139	50 707
OTH CTY.....	-	13 670	13 783	15 422	-	86 653	85 683	90 672
TOTAL.....	-	475 254	435 261	447 806	-	1 905 028	1 762 880	1 846 460
7250520	HEATERS, INSTANT, STORAGE WATER, SPACE HEATNG EQP, ELECTROTHERM HHOLD APPLIANCES, ETC.							
CANADA.....	-	403 876	398 331	411 952	-	2 015 385	1 973 822	2 018 664
MEXICO.....	-	118 743	118 743	118 743	-	307 034	307 774	307 986
BRAZIL.....	-	-	-	-	-	31 120	31 120	33 930
SWEDEN.....	-	312	312	442	-	213 824	214 150	232 628
NORWAY.....	-	-	-	-	-	63 681	63 687	68 713
FINLAND.....	-	351	351	390	-	265 387	265 387	298 480
DENMARK.....	-	1 244	1 244	1 427	-	69 243	69 243	71 492
U KING.....	-	132 910	132 859	139 612	-	1 210 680	1 207 782	1 298 535
NETHLDS.....	-	12 275	12 275	13 020	-	195 430	195 430	207 114
FRANCE.....	-	17 830	17 880	20 384	-	164 487	165 386	176 885
W GERM.....	-	275 957	275 966	288 796	-	2 134 315	2 125 909	2 268 701
SWITZLD.....	-	45 256	45 149	47 275	-	135 833	135 726	143 020
SPAIN.....	-	20 367	20 367	22 061	-	69 761	69 793	75 826
ITALY.....	-	57 563	57 563	62 951	-	257 973	257 973	284 326
SINGAPR.....	-	509 471	509 471	536 999	-	3 971 821	3 971 454	4 143 614
KOR REP.....	-	15 780	15 780	17 814	-	167 526	167 841	189 328
HG KONG.....	-	55 346	54 252	61 313	-	448 535	446 960	482 647
CHINA T.....	-	51 120	51 407	55 374	-	237 077	232 914	260 862
JAPAN.....	-	3 452 652	3 454 052	3 690 034	-	21 089 805	21 096 142	22 469 377
OTH CTY.....	-	4 627	4 627	5 404	-	57 618	57 618	66 870
TOTAL.....	-	5 177 680	5 170 629	5 493 991	-	33 106 535	33 056 111	35 098 998
7250540	HAIR DRYERS, ELECTRIC				(NO)			
CANADA.....	13 518	162 223	162 536	162 536	15 186	193 362	193 999	194 148
DENMARK.....	45 612	362 613	362 703	368 609	394 851	2 731 910	2 731 997	2 773 089
NETHLDS.....	-	-	-	-	10 620	91 272	91 272	93 352
W GERM.....	256	7 847	7 847	8 623	29 281	280 760	277 522	284 363
SWITZLD.....	504	6 786	6 786	7 399	17 081	215 353	215 353	232 867
ITALY.....	-	-	-	-	38 786	216 018	215 650	228 442
KOR REP.....	10 238	61 531	61 531	65 545	30 065	217 045	217 045	229 172
HG KONG.....	203 885	1 362 563	1 365 114	1 452 753	1 726 794	11 821 430	11 752 188	12 490 591
JAPAN.....	198 988	1 452 035	1 458 249	1 558 884	1 839 343	13 451 508	13 442 192	14 227 273
OTH CTY.....	-	-	-	-	3 964	38 763	38 816	42 576
TOTAL.....	473 001	3 415 598	3 424 766	3 624 349	4 105 971	29 257 421	29 176 034	30 795 873
7250550	HAIR CURLERS, ELECTRIC, AND OTHER ELECTRIC HAIR DRESSING APPLIANCES							
CANADA.....	-	958 649	960 394	960 499	-	3 568 280	3 577 133	3 579 368
MEXICO.....	-	302 231	302 617	302 617	-	1 268 946	1 269 331	1 269 331
DENMARK.....	-	1 887 573	1 887 674	1 921 229	-	10 327 505	10 323 586	10 542 889
NETHLDS.....	-	-	-	-	-	362 626	362 626	371 063
BELGIUM.....	-	-	-	-	-	34 319	34 319	36 127
FRANCE.....	-	19 297	19 297	20 075	-	302 396	302 708	324 602
W GERM.....	-	129 229	129 229	135 784	-	1 111 121	1 111 123	1 185 486
ITALY.....	-	-	-	-	-	35 424	35 424	37 092
HG KONG.....	-	662 236	679 595	722 923	-	2 556 602	2 585 336	2 754 410
CHINA T.....	-	12 250	12 250	13 363	-	116 321	118 529	131 305
JAPAN.....	-	1 312 854	1 314 013	1 377 699	-	10 472 662	10 490 765	11 018 464
OTH CTY.....	-	432	432	563	-	66 805	66 805	75 639
TOTAL.....	-	5 284 751	5 305 501	5 454 752	-	30 223 007	30 277 685	31 325 776
7261000	ELECTRO-MEDICAL AND ELECTRO-SURGICAL APPARATUS AND PARTS, EXCEPT X-RAY & RADIOLOGICAL							
CANADA.....	-	24 978	25 137	25 206	-	180 860	181 430	182 753
MEXICO.....	-	23 711	23 711	23 711	-	146 244	146 244	146 244
SWEDEN.....	-	120 645	120 571	123 929	-	525 574	512 746	544 993
NORWAY.....	-	72 057	72 057	73 957	-	166 724	166 724	170 528
DENMARK.....	-	133 982	133 896	140 331	-	692 296	670 787	717 307
U KING.....	-	188 920	187 614	194 805	-	938 192	936 981	968 780
NETHLDS.....	-	166 063	166 063	168 683	-	1 229 572	1 229 572	1 242 839
BELGIUM.....	-	-	-	-	-	121 216	121 216	127 075
FRANCE.....	-	5 275	5 275	5 740	-	77 508	77 508	82 947
W GERM.....	-	498 995	497 625	508 710	-	2 690 987	2 568 725	2 754 122
AUSTRIA.....	-	43 544	43 544	45 368	-	342 916	342 916	354 996
SWITZLD.....	-	61 913	63 913	65 336	-	84 747	87 459	89 811
ITALY.....	-	20 064	20 064	21 150	-	153 391	153 317	163 470
ISRAEL.....	-	34 180	34 180	36 104	-	400 275	400 372	456 717
JAPAN.....	-	318 804	319 010	344 629	-	1 639 668	1 634 172	1 745 389
AUSTRAL.....	-	5 577	5 577	5 594	-	323 097	323 122	324 305
OTH CTY.....	-	9 629	9 629	9 913	-	31 332	31 332	32 851
TOTAL.....	-	1 728 337	1 727 866	1 793 166	-	9 744 599	9 584 623	10 105 127
7262020	X-RAY TUBES AND PARTS							
CANADA.....	-	41 640	41 691	41 964	-	224 341	224 479	227 421
U KING.....	-	7 320	7 320	7 568	-	36 574	36 574	37 612
NETHLDS.....	-	11 244	11 244	11 555	-	106 992	106 992	110 302

Table 2. Schedule A Commodity by Country of Origin, Customs, F.a.s., and C.i.f. Values—Continued

(See "Explanation of Statistics" for information on coverage, definitions of Customs, f.a.s., and c.i.f. values, sources of error in the data, OTH CTY (other countries), and other definitions and features of the import statistics. Shipments valued less than \$251 are shown only under Schedule A commodity number 990.0000 and excluded from all other commodities.)

Country of origin	Schedule A commodity number, description and unit of quantity							
	Current month				Cumulative, January to date			
	Net quantity	Value (dollars)			Net quantity	Value (dollars)		
Customs		F.a.s.	C.i.f.	Customs		F.a.s.	C.i.f.	
FRANCE.....	-	33 604	33 603	35 341	-	226 903	226 907	238 052
W GERM.....	-	622 569	621 607	628 708	-	4 470 648	4 068 614	4 533 787
AUSTRIA.....	-	83 068	83 068	86 400	-	408 769	408 768	417 508
SWITZLD.....	-	754	754	812	-	54 296	54 296	55 687
ITALY.....	-	-	-	-	-	100 203	100 203	102 478
JAPAN.....	-	53 511	53 511	57 237	-	146 722	146 722	156 672
OTH CTY.....	-	13 163	13 163	13 848	-	24 729	23 969	25 102
TOTAL.....	-	866 873	865 961	883 433	-	5 800 177	5 397 524	5 904 621
7262040 X-RAY APPARATUS AND PARTS, NES								
CANADA.....	-	688 485	696 179	697 434	-	2 772 887	2 800 630	2 812 898
SWEDEN.....	-	1 298 945	1 055 230	1 331 766	-	3 923 220	3 264 728	3 952 288
FINLAND.....	-	103 960	88 960	90 227	-	280 653	265 653	273 317
DENMARK.....	-	54 844	54 844	56 756	-	181 792	181 792	189 272
U KING.....	-	892 382	892 382	907 623	-	4 866 646	4 866 652	4 971 393
NETHLD.....	-	419 183	419 183	427 677	-	3 074 537	3 072 251	3 157 929
BELGIUM.....	-	279 180	279 637	310 240	-	2 015 330	2 017 403	2 218 517
FRANCE.....	-	1 318 426	1 322 020	1 366 357	-	5 984 987	5 986 432	6 198 037
W GERM.....	-	7 738 045	7 039 337	7 882 554	-	32 499 189	26 693 853	33 145 847
AUSTRIA.....	-	500	500	548	-	214 996	89 339	216 639
SWITZLD.....	-	279 307	279 307	294 739	-	817 842	817 842	860 744
SPAIN.....	-	21 798	21 798	28 002	-	139 072	140 420	178 042
ITALY.....	-	71 776	71 776	77 045	-	895 979	896 699	958 887
JAPAN.....	-	403 644	402 726	424 185	-	3 746 872	3 738 962	3 928 235
OTH CTY.....	-	11 019	11 019	12 024	-	16 934	16 934	18 245
TOTAL.....	-	13 581 494	12 634 898	13 907 179	-	61 430 936	54 849 590	63 080 290
7262060 RADIATION APPARATUS, NSPF, AND PARTS								
CANADA.....	-	17 219	17 231	17 348	-	141 901	142 285	143 068
U KING.....	-	35 827	35 827	93 957	-	256 058	255 850	348 807
FRANCE.....	-	6 186	6 186	6 735	-	104 478	104 478	108 156
SWITZLD.....	-	-	-	-	-	135 805	135 805	154 704
ISRAEL.....	-	97 588	97 588	113 647	-	621 622	621 622	722 631
JAPAN.....	-	49 362	49 362	51 223	-	54 953	54 953	56 884
OTH CTY.....	-	9 124	9 124	9 423	-	18 906	18 906	19 840
TOTAL.....	-	215 306	215 318	292 333	-	1 333 723	1 333 899	1 554 090
7291100 BATTERIES AND CELLS, PRIMARY, AND PARTS								
CANADA.....	-	9 896	10 019	10 044	-	58 081	58 351	58 504
MEXICO.....	-	798	798	798	-	41 047	41 047	41 145
U KING.....	-	11 819	11 819	12 836	-	496 538	494 906	537 654
FRANCE.....	-	117 024	117 024	123 436	-	397 506	397 506	423 434
W GERM.....	-	48 909	48 909	50 709	-	138 567	138 278	143 284
MALAYSIA.....	-	11 817	11 819	12 152	-	60 490	60 492	63 333
KOR REP.....	-	23 686	23 922	25 759	-	149 517	150 985	160 847
HG KONG.....	-	198 048	199 503	216 177	-	798 515	806 664	860 575
CHINA T.....	-	171 517	171 768	184 091	-	1 059 476	1 061 455	1 125 496
JAPAN.....	-	602 181	608 781	640 837	-	3 237 244	3 261 416	3 432 327
OTH CTY.....	-	10 765	10 672	11 552	-	80 216	77 942	84 115
TOTAL.....	-	1 206 460	1 215 034	1 288 391	-	6 517 197	6 549 042	6 930 714
7291220 STORAGE BATTERIES AND PARTS, LEAD-ACID								
CANADA.....	-	380 462	388 063	390 001	-	1 292 407	1 316 632	1 322 412
MEXICO.....	-	25 734	26 254	26 254	-	290 887	305 043	305 043
U KING.....	-	60 739	61 383	66 269	-	558 500	556 984	587 546
FRANCE.....	-	4 165	4 165	4 221	-	31 898	31 654	32 254
W GERM.....	-	23 851	23 813	25 088	-	1 010 310	1 004 945	1 052 186
CHINA T.....	-	24 749	24 749	26 331	-	416 971	416 971	434 404
JAPAN.....	-	1 062 182	1 039 204	1 072 735	-	5 469 182	5 406 803	5 587 140
OTH CTY.....	-	739	739	878	-	31 639	31 649	34 906
TOTAL.....	-	1 582 621	1 568 370	1 611 777	-	9 101 794	9 070 681	9 355 891
7291240 STORAGE BATTERIES & PTS, EXC LEAD-ACID								
CANADA.....	-	40 774	41 054	41 166	-	104 130	105 672	106 037
SWEDEN.....	-	314 596	314 596	322 864	-	1 591 867	1 591 867	1 632 095
U KING.....	-	126 240	126 081	131 246	-	885 545	879 952	908 520
FRANCE.....	-	103 262	88 429	104 638	-	1 425 209	1 268 308	1 434 330
W GERM.....	-	82 366	82 157	82 984	-	836 440	835 822	858 543
SINGAPR.....	-	52 033	52 033	53 677	-	52 600	52 600	54 275
JAPAN.....	-	124 475	126 177	129 829	-	1 512 986	1 525 977	1 548 902
OTH CTY.....	-	20 615	20 615	21 146	-	67 456	67 462	70 894
TOTAL.....	-	864 361	851 142	887 550	-	6 476 233	6 327 660	6 613 596
7292020 LAMPS, CHRISTMAS-TREE (NO)								
KOR REP.....	2 029 000	80 160	81 790	90 105	5 685 300	225 627	228 639	251 556
CHINA T.....	1 865 006	38 733	38 827	45 560	6 134 703	120 870	121 820	141 724
OTH CTY.....	110 760	7 751	7 802	8 466	415 426	33 386	33 437	36 808
TOTAL.....	4 004 766	126 644	128 419	144 131	12 235 429	379 883	383 896	430 088
7292040 LAMPS, INFRA-RED, PHOTO-FLASH, FLASHLIGHT, AND OTHER FOR OPERATING UNDER 100 VOLTS								
CANADA.....	-	44 675	44 832	46 544	-	175 462	169 056	178 785
MEXICO.....	-	38 610	38 610	38 610	-	140 192	140 192	140 209
BRAZIL.....	-	48 626	48 623	49 298	-	318 762	318 672	323 116

Table 2. Schedule A Commodity by Country of Origin, Customs, F.a.s., and C.i.f. Values—Continued

(See "Explanation of Statistics" for information on coverage, definitions of Customs, f.a.s., and c.i.f. values, sources of error in the data, OTH CTY (other countries), and other definitions and features of the import statistics. Shipments valued less than \$251 are shown only under Schedule A commodity number 990.0000 and excluded from all other commodities.)

Country of origin	Schedule A commodity number, description and unit of quantity							
	Current month				Cumulative, January to date			
	Net quantity	Value (dollars)			Net quantity	Value (dollars)		
Customs		F.a.s.	C.i.f.	Customs		F.a.s.	C.i.f.	
U KING.....	-	97 698	97 748	125 926	-	391 366	397 910	505 104
NETHLDs.....	-	257 357	257 357	261 794	-	2 079 201	2 079 204	2 128 914
BELGIUM.....	-	19 786	19 786	20 384	-	34 899	35 057	36 152
FRANCE.....	-	8 062	8 258	9 394	-	134 695	142 870	140 814
W GERM.....	-	178 143	177 069	194 284	-	1 145 676	1 140 651	1 229 610
AUSTRIA.....	-	4 267	4 267	4 607	-	34 918	34 931	36 565
SWITZLD.....	-	17 875	17 875	18 408	-	86 845	86 741	89 439
ITALY.....	-	4 765	4 799	5 184	-	128 328	127 506	133 033
KOR REP.....	-	92 449	92 449	96 821	-	363 078	363 089	383 528
HG KONG.....	-	43 797	43 864	45 497	-	518 571	505 209	534 026
CHINA T.....	-	33 981	33 981	36 148	-	87 818	87 818	94 987
JAPAN.....	-	355 668	354 873	367 857	-	2 209 084	2 194 455	2 284 395
OTH CTY.....	-	8 802	8 044	8 760	-	76 855	76 203	89 314
TOTAL.....	-	1 254 561	1 252 435	1 329 516	-	7 925 750	7 899 564	8 327 991
7292060	LAMPS, ELECTRIC FILAMENT, FOR OPERATING AT 100 VOLTS AND OVER							(NO)
CANADA.....	1 391 184	142 653	143 313	143 333	9 565 316	1 049 054	1 055 127	1 056 073
MEXICO.....	1 118 643	575 412	560 701	575 411	5 892 011	3 024 527	2 941 949	3 024 526
U KING.....	15 806	10 756	10 756	12 145	370 108	93 510	93 511	104 306
NETHLDs.....	312 730	84 732	85 103	89 560	2 119 304	573 867	574 469	615 925
W GERM.....	10 139	14 046	14 045	14 717	235 756	169 708	167 144	176 736
HUNGARY.....	531 072	38 601	38 601	54 043	14 219 648	964 746	964 337	1 316 315
KOR REP.....	845 600	88 586	88 586	99 899	5 316 840	609 466	611 211	690 132
CHINA T.....	661 620	62 251	62 249	69 447	3 509 121	316 423	316 891	353 272
JAPAN.....	3 078 419	282 197	280 693	303 511	8 956 935	1 643 289	1 639 645	1 765 502
OTH CTY.....	13 560	14 811	14 929	15 997	460 765	92 129	92 271	102 289
TOTAL.....	7 978 773	1 314 045	1 298 976	1 378 063	50 645 804	8 536 719	8 456 555	9 205 076
7292080	LAMPS, DISCHARGE, ARC, AND LUMINESCENT, ELECTRIC							(NO)
CANADA.....	10 848	50 585	51 840	51 864	40 763	329 222	332 975	333 300
SALVADR.....	111 532	47 318	50 742	47 387	2 266 040	1 084 605	1 073 766	1 084 770
U KING.....	5 335	18 578	18 578	19 171	29 227	156 576	156 646	162 824
NETHLDs.....	113 956	158 032	158 032	161 305	792 181	1 064 143	1 064 143	1 088 529
BELGIUM.....	-	-	-	-	140 100	157 551	157 551	160 470
FRANCE.....	44	5 710	5 710	6 694	61 243	300 649	275 900	286 531
W GERM.....	185 230	277 027	277 027	285 377	404 732	1 627 760	1 626 781	1 678 786
MALAYSA.....	4 436 622	559 318	559 716	570 903	13 799 019	2 106 370	2 107 201	2 115 109
SINGAPR.....	57 300	9 429	9 429	9 491	2 364 092	400 641	400 616	409 086
KOR REP.....	748 321	64 009	64 009	65 222	2 671 413	265 754	265 776	271 311
HG KONG.....	88 138	24 495	24 496	25 258	490 713	112 153	112 467	116 555
CHINA T.....	515 705	89 128	65 723	91 315	1 362 915	512 423	283 177	521 348
JAPAN.....	272 306	227 011	227 969	237 206	1 718 471	1 474 982	1 475 542	1 541 342
AUSTRAL.....	287	28 804	28 804	29 635	958	89 794	89 755	93 043
MAURIT.....	657 000	51 248	51 248	52 527	3 166 195	269 150	269 150	276 450
OTH CTY.....	3	1 545	1 545	1 614	14 855	19 858	19 412	21 097
TOTAL.....	7 202 627	1 612 237	1 594 868	1 654 969	29 322 917	9 971 631	9 710 858	10 160 551
7293005	TELEVISION PICTURE TUBES							(NO)
U KING.....	1 080	130 032	130 032	135 959	1 102	132 274	132 274	138 407
BELGIUM.....	2	432	448	528	1 320	104 594	104 713	116 426
CHINA T.....	3 633	32 069	32 069	38 150	11 275	98 289	98 294	114 122
JAPAN.....	5 246	204 357	204 395	219 953	37 655	1 629 486	1 627 719	1 767 440
OTH CTY.....	323	8 364	8 489	9 210	712	37 603	37 976	41 914
TOTAL.....	10 284	375 254	375 433	403 800	52 064	2 002 246	2 000 976	2 178 309
7293015	ELECTRONIC TUBES, CATHODE RAY, NES, AND PARTS							(NO)
CANADA.....	-	45 423	46 363	46 487	-	188 719	190 480	190 664
MEXICO.....	-	742 769	742 769	743 704	-	2 208 343	2 208 342	2 214 138
BRAZIL.....	-	30 528	30 492	31 316	-	357 223	357 187	365 577
U KING.....	-	93 798	93 824	96 115	-	360 815	360 069	371 081
IRELAND.....	-	227 279	227 326	232 162	-	728 159	728 336	745 905
NETHLDs.....	-	10 692	10 692	11 367	-	142 180	142 180	150 020
FRANCE.....	-	4 371	4 371	4 721	-	36 446	36 553	38 158
W GERM.....	-	2 461	2 461	2 766	-	45 582	45 582	47 829
ITALY.....	-	8 743	8 743	8 750	-	57 830	57 885	58 259
CHINA T.....	-	16 302	16 302	17 939	-	88 125	88 125	96 042
JAPAN.....	-	609 697	609 697	634 024	-	3 548 498	3 548 365	3 705 197
OTH CTY.....	-	796	796	820	-	7 365	7 365	7 711
TOTAL.....	-	1 792 859	1 793 836	1 830 171	-	7 769 285	7 770 469	7 990 581
7293020	ELECTRONIC TUBES, EXCEPT CATHODE RAY, RECEIVING							(NO)
CANADA.....	10 001	20 750	20 750	20 851	37 470	34 990	34 702	35 244
MEXICO.....	1 830 285	558 508	536 123	560 073	9 822 835	2 927 021	2 806 243	2 937 375
BRAZIL.....	358 010	174 616	174 616	177 660	2 279 945	1 125 861	1 120 570	1 139 177
U KING.....	161 639	120 788	116 332	119 681	517 445	389 445	384 762	395 085
NETHLDs.....	46 317	53 498	52 053	55 418	163 168	209 901	207 953	217 556
W GERM.....	23 188	15 832	15 832	16 419	147 728	158 615	158 638	164 442
SINGAPR.....	981 549	430 211	455 952	476 582	5 988 051	2 943 205	2 944 163	3 074 119
CHINA T.....	152 988	50 130	50 130	51 725	596 605	201 955	201 955	209 552
JAPAN.....	966 676	590 478	590 808	619 109	5 946 115	3 800 760	3 797 230	3 968 293
OTH CTY.....	8 356	6 995	6 995	7 346	55 483	58 863	58 865	64 901
TOTAL.....	4 537 009	2 021 806	2 019 591	2 104 864	25 554 850	11 850 616	11 715 081	12 205 744

Table 2. Schedule A Commodity by Country of Origin, Customs, F.a.s., and C.i.f. Values—Continued

(See "Explanation of Statistics" for information on coverage, definitions of Customs, f.a.s., and c.i.f. values, sources of error in the data, OTH CTY (other countries), and other definitions and features of the import statistics. Shipments valued less than \$251 are shown only under Schedule A commodity number 990.0000 and excluded from all other commodities.)

Country of origin	Schedule A commodity number, description and unit of quantity							
	Current month				Cumulative, January to date			
	Net quantity	Value (dollars)			Net quantity	Value (dollars)		
Customs		F.a.s.	C.i.f.	Customs		F.a.s.	C.i.f.	
7293030	ELECTRONIC TUBES, EXCEPT CATHODE RAY AND RECEIVING							(NO)
CANADA.....	186	102 161	102 212	102 837	103 167	756 825	757 102	762 946
U KING.....	18 740	341 416	338 875	345 973	277 689	2 792 697	2 767 184	2 839 029
NETHLDs.....	82 865	99 517	99 517	102 281	97 650	590 389	590 679	599 799
FRANCE.....	2 050	142 535	142 535	146 960	25 797	500 392	500 382	519 282
W GERM.....	27 070	134 146	134 299	136 405	142 531	784 327	784 241	797 271
SWITZLD.....	7	6 576	6 576	7 038	23 423	42 944	42 944	44 165
CHINA T.....	1 200	926	926	1 051	215 191	40 098	40 098	41 150
JAPAN.....	99 035	691 400	691 554	711 661	1 014 211	3 194 131	3 194 434	3 295 939
OTH CTY.....	5 280	8 754	8 754	9 269	256 251	79 331	79 211	83 132
TOTAL.....	236 433	1 527 431	1 525 248	1 563 475	2 155 910	8 781 134	8 756 275	8 982 833
7293040	TRANSISTORS, AS SEMICONDUCTORS							(NO)
CANADA.....	54 306	16 547	16 614	16 728	235 073	106 165	105 839	106 685
MEXICO.....	18 544 085	3 750 021	3 760 029	3 762 086	73 778 532	20 223 049	20 200 777	20 217 362
BARBADO.....	11 205	19 728	19 728	20 626	110 000	182 979	182 895	184 768
N ANTIL.....	32 858	180 217	180 217	180 327	2 576 898	368 594	365 678	369 282
DENMARK.....	-	-	-	-	37 819	76 715	76 714	77 686
U KING.....	88 676	113 994	113 957	116 242	795 503	960 037	961 028	976 564
IRELAND.....	3 178 403	428 503	428 613	430 852	18 258 635	2 348 679	2 347 368	2 359 806
NETHLDs.....	95 347	22 240	22 240	22 334	821 701	330 162	330 164	332 062
FRANCE.....	408 150	83 330	90 937	84 562	1 313 667	360 221	390 564	370 387
W GERM.....	100 524	68 691	68 702	69 718	3 337 834	640 710	645 222	651 922
SWITZLD.....	116 670	25 486	25 486	25 829	413 495	118 521	118 521	120 110
PORTUGL.....	1 527 623	132 040	132 040	132 793	13 235 144	1 067 781	1 067 781	1 075 057
ITALY.....	292 830	35 707	35 707	36 430	941 132	168 289	168 289	172 891
YUGOSLV.....	-	-	-	-	325 000	98 247	98 267	99 244
MALAYSA.....	2 332 499	291 482	292 304	296 714	20 836 936	2 077 350	2 078 236	2 107 181
SINGAPR.....	7 311 169	1 720 209	1 760 301	1 732 787	36 481 064	7 071 247	7 293 748	7 130 310
PHIL R.....	216 669	31 089	31 089	32 405	1 060 821	94 109	94 104	97 141
KOR REP.....	25 753 236	1 823 087	1 821 102	1 845 287	144 896 547	11 617 091	11 616 094	11 785 748
HG KONG.....	20 104 881	2 474 769	2 477 026	2 506 681	100 034 886	11 804 977	11 811 473	11 960 535
CHINA T.....	100 091	30 275	29 885	30 590	1 057 174	172 781	160 517	167 681
JAPAN.....	2 042 482	737 455	737 395	763 292	9 514 617	3 928 890	3 926 416	4 041 805
AUSTRAL.....	-	-	-	-	261 246	42 537	42 537	43 454
OTH CTY.....	70 791	25 155	25 164	25 498	693 807	115 242	115 162	116 835
TOTAL.....	82 382 495	12 010 025	12 068 536	12 131 781	431 017 531	63 974 373	64 197 394	64 564 516
7293050	SEMICONDUCTOR DEVICES, EXC TRANSISTORS							(NO)
CANADA.....	330 233	215 006	216 071	216 766	20 165 411	3 969 719	3 982 689	4 039 166
MEXICO.....	13 470 393	5 630 257	5 596 673	5 631 704	108 744 518	41 298 833	41 107 603	41 310 557
SALVADR.....	174 184	68 838	71 425	69 171	1 431 574	624 291	703 739	626 533
HAITI.....	1 317 755	166 176	166 177	167 418	4 144 453	722 618	721 575	726 383
N ANTIL.....	19 380	89 911	89 911	89 993	401 993	420 632	417 436	422 391
BRAZIL.....	668 557	333 458	298 447	300 121	2 631 598	1 451 127	1 444 728	1 581 481
SWEDEN.....	579	16 887	16 887	20 394	11 777	55 860	55 860	59 742
U KING.....	69 982	93 719	93 603	95 425	1 338 603	1 125 929	1 122 142	1 141 227
IRELAND.....	7 523 613	573 595	573 752	577 325	41 753 404	3 133 755	3 134 471	3 154 784
NETHLDs.....	59 212	44 742	44 742	45 030	1 722 700	713 887	713 887	716 612
BELGIUM.....	315 095	47 794	47 793	49 019	673 898	277 168	277 284	281 333
FRANCE.....	2 245 915	125 117	125 362	127 806	10 620 622	509 723	512 069	518 525
W GERM.....	362 111	156 358	156 261	157 782	1 444 310	814 643	814 087	824 469
AUSTRIA.....	99 840	34 178	34 178	34 318	445 771	109 305	109 305	110 040
SWITZLD.....	168 745	33 467	33 467	34 217	791 959	294 958	294 155	300 599
PORTUGL.....	551 852	189 960	189 960	191 859	2 633 638	797 499	797 499	808 303
ITALY.....	1 733 808	186 523	186 528	189 311	3 535 155	879 082	879 085	895 010
YUGOSLV.....	185 000	27 036	27 045	27 536	250 000	47 831	47 844	48 536
GREECE.....	4 250	11 116	11 116	11 306	55 325	111 936	111 765	113 417
ISRAEL.....	-	-	-	-	69 044	57 875	57 875	58 626
THAILND.....	75 153	39 780	39 780	41 508	518 080	200 734	200 739	207 959
S VETNM.....	225	1 181	1 181	1 185	494 134	396 635	396 636	398 412
MALAYSA.....	21 959 854	13 250 029	12 834 078	13 335 381	111 350 510	72 995 019	70 808 856	73 443 324
SINGAPR.....	16 626 972	10 651 752	10 568 333	10 730 849	97 290 712	52 288 885	51 279 148	52 706 890
PHIL R.....	2 769 936	2 350 169	2 220 876	2 250 164	10 076 471	8 185 993	8 053 227	8 176 979
KOR REP.....	21 650 380	6 330 687	6 270 236	6 350 094	124 289 818	36 956 018	36 879 750	37 383 148
HG KONG.....	29 283 909	3 495 867	3 209 216	3 442 920	206 625 374	20 712 933	19 376 489	20 906 191
CHINA T.....	14 872 173	4 279 428	4 063 892	3 952 425	100 290 032	21 272 655	21 558 631	20 668 788
JAPAN.....	4 669 106	2 876 708	3 093 611	2 920 269	45 984 479	15 650 532	16 385 843	15 847 668
AUSTRAL.....	131 000	9 825	9 888	10 153	952 386	86 857	87 845	89 433
OTH CTY.....	40	399	399	404	28 406	35 091	35 095	35 782
TOTAL.....	141 339 252	51 329 963	50 290 868	51 071 853	901 166 155	286 198 023	282 367 357	287 602 308
7293060	PHOTOCELLS, PIEZO-ELECTRIC CRYSTALS AND PARTS, AND PARTS FOR ELECTRONIC TUBES							
CANADA.....	-	2 734 086	2 731 565	2 743 993	-	15 276 439	15 181 680	15 212 025
MEXICO.....	-	439 302	438 673	439 375	-	1 797 040	1 796 300	1 799 962
HAITI.....	-	91 622	91 622	92 406	-	343 500	343 500	346 783
BARBADO.....	-	130 957	135 985	140 590	-	561 609	547 128	587 723
DENMARK.....	-	12 375	12 345	12 678	-	270 505	270 461	273 998
U KING.....	-	100 233	100 262	101 830	-	688 609	688 016	698 585
NETHLDs.....	-	82 898	82 898	83 823	-	600 899	600 070	609 070
FRANCE.....	-	46 144	40 134	47 078	-	155 414	149 539	161 478
W GERM.....	-	734 227	700 144	749 138	-	4 923 668	4 710 068	5 002 094
AUSTRIA.....	-	621	621	635	-	32 419	32 419	32 885
SWITZLD.....	-	43 605	43 528	44 163	-	198 106	196 898	201 156
ITALY.....	-	14 949	14 949	14 953	-	109 646	109 637	111 192
THAILND.....	-	36 115	36 115	36 701	-	126 433	126 433	128 216

Table 2. Schedule A Commodity by Country of Origin, Customs, F.a.s., and C.i.f. Values—Continued

(See "Explanation of Statistics" for information on coverage, definitions of Customs, f.a.s., and c.i.f. values, sources of error in the data, OTH CTY (other countries), and other definitions and features of the import statistics. Shipments valued less than \$251 are shown only under Schedule A commodity number 990.0000 and excluded from all other commodities.)

Country of origin	Schedule A commodity number, description and unit of quantity							
	Current month				Cumulative, January to date			
	Net quantity	Value (dollars)			Net quantity	Value (dollars)		
Customs		F.a.s.	C.i.f.	Customs		F.a.s.	C.i.f.	
MALAYSA.....	-	463 477	464 822	468 163	-	2 129 507	2 131 048	2 148 253
SINGAPR.....	-	101 462	101 466	102 398	-	979 703	980 637	990 502
KOR REP.....	-	439 176	435 351	440 622	-	1 434 438	1 424 795	1 446 700
HG KONG.....	-	48 730	48 714	49 341	-	364 691	364 893	369 428
CHINA T.....	-	-	-	-	-	165 169	186 916	166 905
JAPAN.....	-	682 937	683 033	731 402	-	3 141 555	3 138 737	3 243 522
OTH CTY.....	-	29 173	29 173	29 363	-	100 023	98 508	100 009
TOTAL.....	-	6 232 089	6 191 400	6 328 652	-	33 399 378	33 077 683	33 630 486
7293070	ELECTRON TUBES NES, SEMICONDUCTORS, PHOTOCELLS ETC, AND PARTS, CANADIAN ARTICLE, APTA							
OTH CTY.....	-	-	-	-	-	13 576	13 576	13 607
TOTAL.....	-	-	-	-	-	13 576	13 576	13 607
7294120	GENERATORS, BATTERY CHARGING, & STARTER MOTORS FOR INTERNAL COMBUSTION ENGINES (NO)							
CANADA.....	4 266	8 501	8 508	8 595	5 744	57 405	54 676	60 186
BRAZIL.....	500	666	666	708	2 300	45 018	45 018	46 820
U KING.....	3 294	97 359	101 429	104 765	69 868	2 070 386	2 060 142	2 183 875
FRANCE.....	1 543	41 901	41 149	46 350	5 512	202 277	194 866	218 230
W GERM.....	7 394	351 675	348 761	365 135	52 569	1 859 885	1 808 067	1 915 263
ITALY.....	392	14 608	14 772	16 666	5 859	97 890	96 106	110 839
MALAYSA.....	-	-	-	-	13 559	48 519	48 519	50 661
JAPAN.....	15 276	452 643	430 736	453 206	96 412	2 999 054	3 004 237	3 114 306
OTH CTY.....	329	11 384	11 387	13 498	1 604	47 035	47 083	52 095
TOTAL.....	32 994	978 737	957 408	1 008 923	253 427	7 427 469	7 358 714	7 752 275
7294140	SPARK PLUGS FOR INT COMBUSTION ENGINES (C)							
CANADA.....	31	2 018	2 038	2 038	2 398	51 023	51 058	51 695
U KING.....	2 283	105 046	105 076	107 434	11 528	598 830	598 267	611 202
FRANCE.....	28	27 103	27 108	27 387	339	208 008	206 007	210 824
W GERM.....	6 876	347 882	349 005	365 351	103 301	3 092 789	2 994 989	3 235 276
JAPAN.....	17 078	461 725	459 939	475 357	368 260	4 005 863	4 002 986	4 149 494
OTH CTY.....	12	614	614	637	2 569	42 957	43 009	44 561
TOTAL.....	26 308	944 388	943 780	978 204	488 395	7 999 470	7 896 316	8 303 052
7294160	STARTING AND IGNITION EQUIPMENT, ELECTRIC NES, FOR INTERNAL COMBUSTION ENGINES							
CANADA.....	-	428 308	429 079	429 127	-	2 223 692	2 226 346	2 242 885
MEXICO.....	-	250 764	230 187	232 272	-	1 276 627	1 164 251	1 176 698
HAITI.....	-	50 653	50 653	51 489	-	554 377	554 462	565 123
BRAZIL.....	-	1 695 317	1 695 320	1 747 621	-	6 034 418	5 995 846	6 198 263
SWEDEN.....	-	8 751	8 740	9 427	-	118 215	118 075	124 425
U KING.....	-	132 086	139 954	148 553	-	1 061 451	1 055 497	1 163 247
IRELAND.....	-	-	-	-	-	31 259	31 259	33 931
FRANCE.....	-	50 234	50 050	53 254	-	320 641	317 724	343 894
W GERM.....	-	587 405	566 513	606 452	-	4 275 912	4 156 220	4 394 094
E GERM.....	-	-	-	-	-	35 892	35 892	36 230
SWITZLD.....	-	10 970	10 970	11 389	-	322 533	322 578	329 994
SPAIN.....	-	24 654	24 661	27 517	-	135 600	134 671	146 426
ITALY.....	-	135 799	136 708	188 633	-	654 097	658 328	862 638
SINGAPR.....	-	127 999	128 182	129 453	-	477 316	477 499	492 013
JAPAN.....	-	1 052 520	1 047 907	1 099 454	-	8 820 380	8 801 784	9 271 094
AUSTRAL.....	-	12 638	12 638	13 636	-	96 173	96 173	104 034
OTH CTY.....	-	28 979	29 003	29 606	-	170 145	169 816	179 539
TOTAL.....	-	4 597 077	4 560 565	4 777 883	-	26 608 728	26 316 421	27 664 528
7294200	ELECTRIC LIGHTING EQUIPMENT DESIGNED FOR VEHICLE USE, AND PARTS							
CANADA.....	-	269 078	270 524	270 964	-	1 562 928	1 558 069	1 563 540
MEXICO.....	-	12 519	12 519	13 096	-	52 300	52 300	55 568
C RICA.....	-	25 731	25 711	26 649	-	38 833	38 813	40 456
SWEDEN.....	-	5 073	5 031	5 291	-	39 990	38 989	42 572
U KING.....	-	68 424	70 392	76 419	-	327 563	326 719	360 572
BELGIUM.....	-	11 402	11 675	11 898	-	205 561	206 373	208 972
FRANCE.....	-	87 857	88 466	93 808	-	1 234 374	1 245 681	1 310 609
W GERM.....	-	533 156	499 031	550 136	-	3 256 881	3 010 218	3 400 158
ITALY.....	-	51 522	48 087	63 993	-	489 668	483 141	599 338
HG KONG.....	-	51 211	51 396	55 475	-	345 812	341 471	367 303
CHINA T.....	-	21 520	21 520	22 541	-	70 744	70 744	74 248
JAPAN.....	-	537 196	537 724	586 172	-	3 398 891	3 398 382	3 674 543
OTH CTY.....	-	53 078	53 631	55 885	-	121 073	121 727	127 683
TOTAL.....	-	1 727 767	1 695 707	1 832 327	-	11 144 618	10 892 627	11 825 562
7295200	INSTRUMENTS, DEVICES & APPARATUS, ELECT, EXCEPT ELECT SUPPLY METERS, FOR MEASURING, ETC							
CANADA.....	-	1 795 930	1 793 048	1 807 242	-	10 937 486	10 805 629	10 967 962
MEXICO.....	-	1 357 225	1 335 229	1 355 184	-	6 521 448	6 419 946	6 525 810
HAITI.....	-	-	-	-	-	31 615	31 671	32 240
N ANTIL.....	-	-	-	-	-	47 990	47 940	48 573
SWEDEN.....	-	1 011 825	980 977	1 028 918	-	3 351 223	3 196 466	3 427 209
NORWAY.....	-	218 810	217 530	222 629	-	622 801	617 772	635 223
FINLAND.....	-	34 633	34 633	35 462	-	364 110	362 362	378 237
DENMARK.....	-	1 123 071	1 083 837	1 106 331	-	4 682 892	4 480 585	4 599 609
U KING.....	-	2 368 228	2 268 636	2 432 840	-	14 947 828	14 627 540	15 418 702
IRELAND.....	-	40 179	40 179	41 344	-	363 584	361 936	373 319
NETHLD.....	-	350 900	337 922	366 708	-	2 423 958	2 400 580	2 506 727
BELGIUM.....	-	116 725	112 010	113 680	-	26 090 847	26 087 277	26 102 213
FRANCE.....	-	617 319	617 131	629 825	-	5 684 562	5 674 895	5 793 940

Table 2. Schedule A Commodity by Country of Origin, Customs, F.a.s., and C.i.f. Values—Continued

(See "Explanation of Statistics" for information on coverage, definitions of Customs, f.a.s., and c.i.f. values, sources of error in the data, OTH CTY (other countries), and other definitions and features of the import statistics. Shipments valued less than \$251 are shown only under Schedule A commodity number 990.0000 and excluded from all other commodities.)

Country of origin	Schedule A commodity number, description and unit of quantity							
	Net quantity	Current month			Net quantity	Cumulative, January to date		
		Value (dollars)				Value (dollars)		
	Customs	F.a.s.	C.i.f.	Customs	F.a.s.	C.i.f.		
W GERM.....	-	2 519 528	2 166 032	2 575 312	-	13 350 329	12 516 532	13 646 469
E GERM.....	-	-	-	-	-	47 183	41 874	51 990
AUSTRIA.....	-	52 489	43 849	45 095	-	385 673	376 998	387 937
SWITZLD.....	-	600 974	660 440	681 216	-	3 628 565	3 758 610	3 875 337
POLAND.....	-	579	579	614	-	44 818	44 818	46 298
ITALY.....	-	542 384	530 616	576 827	-	36 929 495	36 904 698	37 028 517
ISRAEL.....	-	156 404	156 404	162 518	-	704 263	713 229	742 761
INDIA.....	-	8 486	8 370	8 843	-	30 656	30 540	32 018
SINGAPR.....	-	19 667	19 667	20 145	-	55 210	55 224	56 925
KOR REP.....	-	96 880	99 664	101 989	-	640 454	664 125	684 574
HG KONG.....	-	140 385	140 426	143 042	-	468 752	469 537	483 395
CHINA T.....	-	50 190	50 564	56 591	-	192 615	193 904	212 453
JAPAN.....	-	3 031 377	3 029 809	3 172 233	-	14 882 535	14 883 039	15 585 755
AUSTRAL.....	-	216 424	216 426	222 601	-	993 941	993 444	1 024 643
REP SAF.....	-	17 118	17 119	17 875	-	76 519	76 520	78 671
OTH CTY.....	-	9 413	9 294	11 410	-	80 729	78 461	86 349
TOTAL.....	-	16 497 143	15 970 391	16 936 474	-	148 582 081	146 916 152	150 833 856
7296000	HAND TOOLS, ELECTRO-MECHANICAL, AND PARTS							
CANADA.....	-	625 942	626 421	626 421	-	5 111 977	5 116 358	5 116 483
SWEDEN.....	-	985	985	991	-	82 138	82 138	85 093
U KING.....	-	52 610	52 610	53 345	-	261 731	261 730	268 457
NETHLDs.....	-	2 822	2 822	3 059	-	102 653	104 686	108 399
BELGIUM.....	-	52 159	52 159	52 159	-	54 267	54 467	54 552
FRANCE.....	-	9 351	9 351	9 739	-	347 083	347 111	351 097
W GERM.....	-	496 516	494 532	504 617	-	3 778 443	3 768 944	3 863 272
SWITZLD.....	-	244 055	244 055	246 724	-	3 189 926	3 189 587	3 254 786
JAPAN.....	-	357 038	357 088	369 438	-	1 577 403	1 576 174	1 715 411
AUSTRAL.....	-	68 788	68 788	70 562	-	187 344	187 197	194 439
OTH CTY.....	-	851	851	940	-	31 460	31 586	34 232
TOTAL.....	-	1 911 117	1 909 662	1 937 995	-	14 724 425	14 719 978	15 046 221
7299100	PERMANENT MAGNETS, ELECTRO-MAGNETS ELECTROMAGNETIC APPLIANCES							
CANADA.....	-	121 507	123 939	124 044	-	681 679	710 458	712 560
MEXICO.....	-	7 128	7 128	7 291	-	38 266	38 266	39 024
U KING.....	-	111 014	108 875	113 153	-	678 781	675 374	702 117
NETHLDs.....	-	14 161	14 161	14 396	-	84 790	84 790	89 214
FRANCE.....	-	69 205	69 194	72 050	-	313 315	311 397	331 581
W GERM.....	-	222 862	221 030	233 889	-	1 205 031	1 200 208	1 254 134
AUSTRIA.....	-	20 065	20 065	20 581	-	65 426	65 662	68 246
SWITZLD.....	-	9 212	9 212	9 446	-	96 837	96 636	100 826
SPAIN.....	-	25 345	25 345	26 241	-	72 347	72 347	74 418
ITALY.....	-	58 045	58 046	63 072	-	126 677	126 667	137 991
JAPAN.....	-	969 841	970 137	1 016 490	-	5 300 522	5 305 943	5 518 826
AUSTRAL.....	-	21 031	21 031	21 227	-	47 495	47 495	52 034
OTH CTY.....	-	15 923	15 980	18 196	-	128 692	128 858	140 448
TOTAL.....	-	1 665 339	1 664 143	1 740 076	-	8 839 858	8 864 101	9 221 419
7299220	WELDING MACHINES AND APPARATUS AND PARTS							
CANADA.....	-	117 246	116 305	117 503	-	292 836	291 029	292 769
MEXICO.....	-	4 719	4 719	4 719	-	58 858	58 858	58 858
SWEDEN.....	-	334 329	334 329	355 353	-	1 344 541	1 345 442	1 426 500
FINLAND.....	-	929	929	1 067	-	42 038	42 038	43 348
U KING.....	-	58 359	58 359	59 215	-	960 159	960 444	991 413
NETHLDs.....	-	-	-	-	-	105 418	105 418	108 587
BELGIUM.....	-	19 698	19 698	19 996	-	71 501	71 501	74 684
FRANCE.....	-	12 679	12 592	12 774	-	116 032	115 625	120 147
W GERM.....	-	89 890	89 949	93 782	-	2 065 146	2 065 139	2 161 721
AUSTRIA.....	-	548 224	548 224	564 750	-	729 347	729 349	752 585
SWITZLD.....	-	292 534	292 534	297 383	-	1 448 050	1 449 449	1 485 914
USSR.....	-	-	-	-	-	61 501	61 501	62 926
SPAIN.....	-	-	-	-	-	66 052	66 052	72 331
ITALY.....	-	39 110	39 110	40 356	-	43 701	43 701	45 422
CHINA T.....	-	-	-	-	-	37 366	37 366	37 644
JAPAN.....	-	17 453	17 453	18 222	-	159 834	156 672	171 894
OTH CTY.....	-	3 147	3 147	3 297	-	28 008	28 008	29 255
TOTAL.....	-	1 538 317	1 537 348	1 588 417	-	7 630 388	7 627 592	7 935 998
7299240	FURNACES AND OVENS, ELECTRIC, INDUSTRIAL AND LABORATORY, AND PARTS							
CANADA.....	-	84 186	84 829	85 151	-	841 949	844 219	844 891
SWEDEN.....	-	103 293	102 318	113 630	-	344 419	341 621	378 106
NORWAY.....	-	2 275	2 275	2 679	-	605 045	605 045	637 918
FINLAND.....	-	86 100	86 100	93 542	-	172 200	171 900	179 642
U KING.....	-	19 249	19 292	20 229	-	255 035	252 812	267 654
NETHLDs.....	-	-	-	-	-	199 597	199 426	215 089
FRANCE.....	-	4 984	4 984	6 023	-	54 809	54 809	58 937
W GERM.....	-	1 037 178	1 037 578	1 107 882	-	3 639 292	3 636 408	3 810 511
AUSTRIA.....	-	113 525	113 525	117 177	-	430 520	430 520	448 129
SWITZLD.....	-	120 297	120 257	127 634	-	391 219	391 207	405 781
JAPAN.....	-	5 066	5 066	5 538	-	127 347	127 347	133 370
OTH CTY.....	-	14 663	14 666	16 355	-	88 930	88 933	99 361
TOTAL.....	-	1 590 816	1 590 890	1 695 840	-	7 150 362	7 144 247	7 479 389
7299260	BRAZING AND SOLDERING MACHINES AND APPARATUS & PTS & INDUCTN & DIELECT HEATG EQUIPT							
CANADA.....	-	122 511	124 675	124 688	-	446 226	450 247	450 829

Table 2. Schedule A Commodity by Country of Origin, Customs, F.a.s., and C.i.f. Values—Continued

(See "Explanation of Statistics" for information on coverage, definitions of Customs, f.a.s., and c.i.f. values, sources of error in the data, OTH CTY (other countries), and other definitions and features of the import statistics. Shipments valued less than \$251 are shown only under Schedule A commodity number 990.0000 and excluded from all other commodities.)

Country of origin	Schedule A commodity number, description and unit of quantity						
	Current month			Cumulative, January to date			
	Net quantity	Value (dollars)			Net quantity	Value (dollars)	
Customs		F.a.s.	C.i.f.	Customs		F.a.s.	C.i.f.
MEXICO.....	-	-	-	-	75 953	75 953	75 953
U KING.....	-	15 381	15 091	16 142	-	309 015	306 360
BELGIUM.....	-	-	-	-	-	83 948	83 948
FRANCE.....	-	8 866	8 866	8 950	-	52 561	52 561
W GERM.....	-	21 715	21 740	22 759	-	954 574	954 419
ITALY.....	-	412	412	447	-	35 349	35 352
JAPAN.....	-	9 544	9 590	10 102	-	82 578	82 854
OTH CTY.....	-	25 453	25 453	26 453	-	151 621	151 602
TOTAL.....	-	203 882	205 827	209 541	-	2 191 825	2 193 296
7299400	SIGNALING APPARATUS, ELECTRIC, SOUND AND VISUAL, AND PARTS						
CANADA.....	-	166 775	161 649	164 334	-	1 515 918	1 491 225
MEXICO.....	-	126 496	126 496	126 760	-	792 466	791 546
SALVADR.....	-	130 527	129 716	129 911	-	2 675 908	1 604 543
SWEDEN.....	-	14 137	14 137	14 988	-	108 163	107 879
U KING.....	-	177 559	176 438	182 992	-	853 205	841 168
IRELAND.....	-	99 770	99 770	102 899	-	111 192	111 192
NETHLD.....	-	741	741	988	-	68 889	68 889
FRANCE.....	-	39 407	39 332	45 063	-	189 721	188 716
W GERM.....	-	127 428	123 111	129 093	-	1 210 481	1 194 516
SWITZLD.....	-	448 692	448 692	461 141	-	1 938 815	1 938 816
ITALY.....	-	194 094	194 337	257 835	-	786 341	780 621
YUGOSLV.....	-	3 300	3 300	3 848	-	152 429	141 268
MALAYSA.....	-	1 190 281	1 190 344	1 201 802	-	6 757 817	6 737 725
SINGAPR.....	-	685 083	685 119	707 753	-	2 831 429	2 831 925
INDNSIA.....	-	119 850	112 808	113 974	-	970 517	958 496
PHIL R.....	-	46 883	46 883	48 120	-	100 820	100 820
KOR REP.....	-	1 009 589	1 009 588	1 020 156	-	3 282 598	3 280 815
HG KONG.....	-	227 324	227 518	236 407	-	1 049 523	1 040 794
CHINA T.....	-	425 274	424 158	437 838	-	1 437 944	1 393 693
JAPAN.....	-	365 670	365 821	395 578	-	1 991 350	1 993 671
MAURIT.....	-	200 912	200 912	205 992	-	1 209 044	1 209 044
OTH CTY.....	-	11 077	11 077	11 727	-	84 873	84 728
TOTAL.....	-	5 810 869	5 791 947	5 999 199	-	30 119 443	28 892 090
7299510	CAPACITORS, ELECTRIC, FIXED, ALUMINUM AND TANTALUM ELECTROLYTIC (NO)						
CANADA.....	60 000	8 941	8 953	8 953	438 074	65 304	68 162
MEXICO.....	6 537 066	1 148 741	1 147 813	1 148 796	45 287 456	7 736 225	7 619 368
BRAZIL.....	10 000	1 516	1 516	1 537	3 231 000	81 398	81 398
U KING.....	2 025	2 881	2 881	3 164	83 936	44 139	43 566
NETHLD.....	24 770	4 972	4 972	5 038	3 533 784	169 778	169 778
W GERM.....	928 470	148 945	145 518	152 319	5 460 510	973 430	945 478
AUSTRIA.....	103 000	5 980	5 980	6 133	801 810	55 068	55 068
ITALY.....	76 820	12 775	12 811	14 799	550 603	54 035	54 111
SINGAPR.....	33 500	2 325	2 325	2 492	827 329	88 185	88 185
HG KONG.....	409 608	21 761	21 761	24 005	1 771 870	100 313	100 340
CHINA T.....	2 046 605	92 647	87 072	98 278	15 283 118	797 216	773 148
JAPAN.....	8 248 323	786 106	782 651	814 398	41 183 760	3 694 574	3 691 185
OTH CTY.....	236 500	9 137	9 137	10 033	1 554 845	69 768	69 743
TOTAL.....	18 716 687	2 246 727	2 233 390	2 289 945	120 008 095	13 929 433	13 759 530
7299520	CAPACITORS, ELECTRIC, FIXED, PAPER OR FILM (NO)						
MEXICO.....	408 852	74 460	74 653	74 653	1 754 176	339 888	337 443
SWEDEN.....	12 200	3 895	3 895	4 093	83 860	31 469	31 469
IRELAND.....	412 750	33 076	33 082	33 774	4 289 120	289 740	289 777
NETHLD.....	128 500	8 259	8 259	8 319	556 735	34 177	34 177
BELGIUM.....	124 700	7 123	7 123	7 483	1 716 207	83 972	83 972
W GERM.....	1 475 745	196 869	196 084	201 978	9 658 733	1 195 744	1 177 156
SPAIN.....	-	-	-	-	509 137	65 316	65 316
PORTUGL.....	-	-	-	-	461 910	31 299	31 435
ITALY.....	149 020	6 227	6 227	6 840	3 321 939	161 473	161 483
CHINA T.....	2 256 184	85 241	85 240	87 722	14 536 283	606 283	606 444
JAPAN.....	3 953 336	137 530	137 678	144 045	24 845 599	950 822	944 326
OTH CTY.....	99 500	6 778	6 784	7 078	1 497 673	81 911	82 004
TOTAL.....	9 020 787	559 458	559 025	575 985	63 231 372	3 872 094	3 845 002
7299525	CAPACITORS, ELECTRIC, FIXED, CERAMIC (NO)						
MEXICO.....	20 950 104	735 445	700 329	735 375	101 843 933	3 562 520	3 412 039
U KING.....	1 818	2 719	2 719	2 931	13 875	34 382	34 400
FRANCE.....	197 012	6 154	6 154	6 513	1 280 810	44 288	44 288
CHINA T.....	1 850 874	83 692	62 391	88 514	11 101 548	583 796	482 653
JAPAN.....	20 903 599	286 083	286 082	297 563	99 315 546	1 838 279	1 839 095
OTH CTY.....	484 469	31 848	31 848	33 306	3 706 540	102 029	101 632
TOTAL.....	44 387 876	1 145 941	1 089 523	1 164 202	217 262 252	6 165 294	5 914 107
7299535	CAPACITORS, ELECTRIC, FIXED, MICA, NES (NO)						
CANADA.....	169 854	65 898	65 892	66 627	1 025 549	386 368	386 576
MEXICO.....	3 583 681	412 892	393 614	394 903	16 329 881	1 910 199	1 880 054
DOM REP.....	777 557	97 028	96 028	96 882	6 167 901	883 582	882 590
BRAZIL.....	827 060	15 317	15 317	16 006	461 113	156 388	156 394
SWEDEN.....	13 349	7 683	7 683	8 138	78 259	52 075	52 977
FINLAND.....	169 800	5 690	5 690	6 036	1 866 480	77 623	77 623
U KING.....	58 025	21 272	24 530	25 919	863 826	248 083	256 057
NETHLD.....	-	-	-	-	423 430	72 071	72 009
FRANCE.....	6 832	7 300	8 293	7 417	286 437	76 986	78 502

Table 2. Schedule A Commodity by Country of Origin, Customs, F.a.s., and C.i.f. Values—Continued

(See "Explanation of Statistics" for information on coverage, definitions of Customs, f.a.s., and c.i.f. values, sources of error in the data, OTH CTY (other countries), and other definitions and features of the import statistics. Shipments valued less than \$251 are shown only under Schedule A commodity number 990.0000 and excluded from all other commodities.)

Country of origin	Schedule A commodity number, description and unit of quantity							
	Current month				Cumulative, January to date			
	Net quantity	Value (dollars)			Net quantity	Value (dollars)		
Customs		F.a.s.	C.i.f.	Customs		F.a.s.	C.i.f.	
W GERM.....	518 113	184 024	179 826	181 855	3 421 422	711 633	694 677	725 694
SWITZLD.....	50 603	25 451	25 451	25 901	653 509	80 201	80 159	82 917
SPAIN.....	-	-	-	-	391 139	46 123	46 135	47 118
ITALY.....	236 292	22 057	22 699	24 143	4 560 264	300 310	297 881	313 482
MALAYSA.....	322 500	10 061	10 061	10 238	1 663 900	49 056	49 056	49 881
HG KONG.....	3 321	1 058	1 058	1 097	482 501	42 682	42 682	45 387
CHINA T.....	6 431 545	291 564	283 837	301 469	39 777 113	1 729 160	1 687 270	1 787 977
JAPAN.....	3 352 657	372 568	372 577	388 660	25 105 196	2 122 267	2 121 119	2 205 656
OTH CTY.....	242 980	13 524	13 523	14 824	943 137	88 757	88 928	92 719
TOTAL.....	16 764 169	1 553 387	1 526 079	1 570 115	107 501 057	9 033 564	8 950 689	9 242 000
7299550	CAPACITORS, ELECTRIC, VARIABLE; FIXED AND VARIABLE CANADIAN ARTICLE, APTA							
CANADA.....	-	56 088	56 399	56 497	-	698 370	701 612	703 023
MEXICO.....	-	32 384	32 384	32 384	-	126 323	126 323	126 677
JAMAICA.....	-	172 641	171 988	173 294	-	1 159 365	1 154 878	1 166 118
HAITI.....	-	293 856	286 255	290 009	-	1 106 249	1 097 534	1 111 252
U KING.....	-	24 058	23 448	25 583	-	149 249	143 672	157 143
NETHLD.....	-	2 569	2 569	2 589	-	30 769	30 769	31 470
W GERM.....	-	99 086	99 193	104 430	-	570 885	571 964	597 658
ITALY.....	-	9 381	9 347	9 711	-	62 131	62 131	65 634
ISRAEL.....	-	-	-	-	-	39 404	39 404	39 909
CHINA T.....	-	2 365	2 365	2 430	-	50 632	49 417	52 567
JAPAN.....	-	65 018	65 084	68 510	-	447 769	448 046	468 713
OTH CTY.....	-	18 530	18 535	19 339	-	125 312	128 255	134 106
TOTAL.....	-	775 976	767 567	784 776	-	4 566 458	4 554 005	4 654 270
7299635	ELECTRODES, PART CARBON OR GRAPHITE, FOR ELECTRIC FURNACE OR ELECTROLYTIC PURPOSE NES (LB)							
CANADA.....	33 600	34 416	32 816	32 816	466 632	308 738	293 343	293 351
FRANCE.....	1 890 272	549 164	532 406	592 831	12 788 403	2 967 135	3 041 976	3 531 273
W GERM.....	259	36 671	25 028	37 152	380 648	111 596	99 619	120 006
ITALY.....	247 371	76 632	76 632	89 766	905 343	245 172	250 406	299 138
JAPAN.....	2 896 126	1 244 232	1 244 114	1 387 287	22 192 821	9 607 406	9 559 307	10 605 163
OTH CTY.....	1 008	14 156	14 156	14 896	31 812	27 566	27 566	30 986
TOTAL.....	5 068 636	1 955 271	1 925 152	2 154 748	36 765 659	13 267 613	13 272 217	14 879 917
7299640	CARBONS, ELECTRICAL, EXCEPT CARBON ELECTRODES FOR FURNACE OR ELECTROLYTIC PURPOSE							
CANADA.....	-	15 850	16 019	16 101	-	175 786	178 148	178 386
U KING.....	-	66 045	66 048	67 708	-	477 158	475 673	496 404
FRANCE.....	-	53 605	50 177	52 160	-	284 261	274 958	285 495
W GERM.....	-	61 957	61 945	65 739	-	342 753	342 739	356 448
JAPAN.....	-	33 832	33 832	37 057	-	330 574	330 571	346 512
OTH CTY.....	-	11 369	11 563	12 963	-	63 477	63 559	69 618
TOTAL.....	-	242 658	239 584	251 728	-	1 674 009	1 665 212	1 732 863
7299700	MACHINERY & APPARATUS, ELECTRIC, NES, INCL MACHINERY PARTS, ELECT SUPPLY METERS, ETC							
CANADA.....	-	1 211 978	1 210 918	1 218 371	-	10 496 074	10 556 662	10 576 948
MEXICO.....	-	1 256 065	1 250 913	1 255 946	-	7 100 940	7 073 335	7 108 677
HAITI.....	-	-	-	-	-	33 005	33 005	34 071
BARBADO.....	-	445 304	444 703	446 007	-	1 416 431	1 415 830	1 423 863
SWEDEN.....	-	92 319	90 889	99 781	-	298 642	297 045	321 078
DENMARK.....	-	11 428	10 182	10 480	-	71 136	65 547	66 601
U KING.....	-	427 422	417 850	440 050	-	3 432 775	3 279 422	3 514 988
NETHLD.....	-	120 002	120 002	123 356	-	753 038	752 929	772 020
BELGIUM.....	-	1 289	1 289	1 349	-	39 977	39 807	42 322
FRANCE.....	-	9 269	9 166	10 121	-	147 928	146 191	152 542
W GERM.....	-	249 496	233 584	255 091	-	2 019 440	1 932 700	2 110 643
AUSTRIA.....	-	34 403	34 403	35 647	-	106 324	106 329	109 613
SWITZLD.....	-	21 973	21 973	22 580	-	814 370	812 751	850 857
ITALY.....	-	103 155	103 151	108 754	-	255 084	254 862	268 797
MALAYSA.....	-	69 640	64 640	67 066	-	187 494	182 509	187 603
SINGAPR.....	-	78 612	76 417	79 098	-	2 105 438	2 076 030	2 121 768
KOR REP.....	-	426 054	426 096	431 151	-	1 924 089	1 902 673	1 925 705
HG KONG.....	-	2 398 813	2 387 448	2 432 444	-	15 145 357	14 868 620	15 334 126
CHINA T.....	-	1 485 774	1 337 311	1 495 806	-	5 445 549	4 819 220	5 499 202
JAPAN.....	-	912 546	910 703	950 257	-	5 121 517	5 102 237	5 312 241
AUSTRAL.....	-	-	-	-	-	307 489	307 489	348 184
OTH CTY.....	-	6 549	6 549	7 111	-	164 508	165 400	175 104
TOTAL.....	-	9 362 091	9 158 187	9 490 466	-	57 386 605	56 190 593	58 256 953
7310100	LOCOMOTIVES (NO)							
CANADA.....	3	788 331	788 598	788 598	3	788 331	788 598	788 598
TOTAL.....	3	788 331	788 598	788 598	3	788 331	788 598	788 598
7310200	RAILWAY CARS, NOT SELF-PROPELLED, PASSENGER, FREIGHT AND MAINTENANCE							
U KING.....	-	39 432	39 432	40 347	-	39 432	39 432	40 347
FRANCE.....	-	-	-	-	-	4 379 548	4 379 548	4 504 504
W GERM.....	-	-	-	-	-	175 598	176 049	187 858
AUSTRIA.....	-	75 609	75 769	80 910	-	2 919 450	2 939 851	3 100 478
OTH CTY.....	-	-	-	-	-	41 388	41 809	44 191
TOTAL.....	-	115 041	115 201	121 257	-	7 555 416	7 576 699	7 877 378
7314000	RAILWAY CARS, SELF-PROPELLED, PASSENGER, FREIGHT AND MAINTENANCE (NO)							
FRANCE.....	-	-	-	-	8	7 807 212	7 807 212	8 028 056
OTH CTY.....	-	-	-	-	2	20 038	15 267	20 084
TOTAL.....	-	-	-	-	10	7 827 250	7 822 479	8 048 140

Table 2. Schedule A Commodity by Country of Origin, Customs, F.a.s., and C.i.f. Values—Continued

(See "Explanation of Statistics" for information on coverage, definitions of Customs, f.a.s., and c.i.f. values, sources of error in the data, OTH CTY (other countries), and other definitions and features of the import statistics. Shipments valued less than \$251 are shown only under Schedule A commodity number 990.0000 and excluded from all other commodities.)

Country of origin	Schedule A commodity number, description and unit of quantity							
	Current month				Cumulative, January to date			
	Net quantity	Value (dollars)			Net quantity	Value (dollars)		
Customs		F.a.s.	C.i.f.	Customs		F.a.s.	C.i.f.	
7317000	PARTS OF RAILWAY LOCOMOTIVES AND RAILWAY CARS							
CANADA.....	-	521 227	534 825	535 065	-	3 538 963	3 614 796	3 620 957
MEXICO.....	-	440 341	440 374	440 374	-	2 389 547	2 393 257	2 394 137
BRAZIL.....	-	9 286	9 286	10 830	-	91 866	86 866	99 038
SWEDEN.....	-	257 131	232 332	242 779	-	1 867 545	1 786 161	1 877 800
U KING.....	-	465 441	465 641	500 784	-	2 037 610	2 041 571	2 147 664
NETHLDs.....	-	-	-	-	-	238 838	238 838	257 323
BELGIUM.....	-	29 120	29 120	31 750	-	143 478	143 478	150 923
FRANCE.....	-	1 118 284	1 138 392	1 233 185	-	9 332 451	9 352 971	10 357 033
W GERM.....	-	364 393	352 260	378 227	-	3 595 919	3 591 321	3 810 436
AUSTRIA.....	-	63 746	63 627	67 837	-	544 999	545 993	575 260
SWITZLD.....	-	36 854	36 854	37 216	-	108 358	108 140	111 351
ITALY.....	-	2 115	2 115	2 591	-	32 889	32 072	38 607
JAPAN.....	-	2 310 547	2 310 025	2 669 160	-	19 038 738	18 909 048	21 791 207
OTH CTY.....	-	2 929	2 929	3 192	-	27 906	27 423	32 258
TOTAL.....	-	5 621 414	5 617 780	6 152 990	-	42 989 107	42 873 935	47 263 994
7321020	AUTOMOBILES, PASSENGER, NEW (NO)							
CANADA.....	64 956	288 284 103	245 740 680	289 795 824	381 709	1 682 376 574	1 437 740 526	1 691 433 645
SWEDEN.....	4 629	20 355 277	21 794 652	22 204 812	32 433	139 038 978	143 139 272	146 986 973
U KING.....	6 489	16 902 185	22 480 557	23 864 763	36 080	90 972 884	131 284 233	139 739 805
BELGIUM.....	7 320	31 383 267	28 120 259	31 926 937	26 237	108 875 312	103 851 277	111 689 369
FRANCE.....	1 694	4 984 463	5 248 370	5 683 774	6 190	17 765 735	18 478 569	19 854 595
W GERM.....	29 441	124 812 743	125 674 672	132 654 441	196 667	779 025 434	807 137 780	860 653 825
ITALY.....	10 160	34 482 848	28 841 695	36 148 304	45 926	142 051 194	129 902 952	152 165 204
JAPAN.....	52 454	131 413 573	131 701 226	143 845 171	290 825	711 242 969	721 170 928	791 684 498
OTH CTY.....	9	19 515	19 515	27 012	17	56 967	56 967	76 461
TOTAL.....	177 152	652 637 974	609 621 626	686 151 038	1 016 084	3 671 406 047	3 492 762 504	3 914 284 375
7321040	AUTOMOBILES, PASSENGER, USED (NO)							
CANADA.....	1	1 000	1 020	1 020	14	43 538	44 713	44 713
U KING.....	76	490 744	487 535	539 013	284	1 463 954	1 438 624	1 630 335
BELGIUM.....	2	3 900	3 900	4 500	14	33 262	33 262	41 668
FRANCE.....	3	10 031	10 031	11 604	10	32 023	32 023	39 882
W GERM.....	60	174 326	173 751	203 008	427	1 516 378	1 540 893	1 752 775
ITALY.....	8	88 025	88 025	94 529	302	968 327	914 818	1 029 698
JAPAN.....	13	22 510	22 685	35 288	219	151 029	151 590	174 008
OTH CTY.....	1	384	384	384	33	58 067	57 947	68 833
TOTAL.....	164	790 920	787 331	889 346	1 303	4 266 578	4 213 870	4 781 912
7321060	MOTOR VEHICLES, PASSENGER, NES, EXCEPT MOTORCYCLES (NO)							
CANADA.....	2 254	2 783 218	2 812 701	2 826 263	9 448	10 417 948	10 506 016	10 554 918
U KING.....	8	57 544	57 544	61 644	104	669 827	669 824	712 758
POLAND.....	1 290	717 630	717 630	803 462	5 806	3 158 330	3 157 727	3 551 552
ITALY.....	14	25 574	25 574	28 507	17	171 594	171 594	179 903
JAPAN.....	3 000	1 665 387	1 665 387	1 831 759	10 297	5 156 702	5 156 737	5 680 809
OTH CTY.....	20	6 813	6 813	8 717	63	59 180	59 180	73 323
TOTAL.....	6 586	5 256 166	5 285 649	5 560 352	25 735	19 633 581	19 721 078	20 753 258
7322000	BUSES (NO)							
CANADA.....	23	219 608	220 038	220 038	160	2 017 730	2 027 188	2 027 853
U KING.....	1	4 816	4 816	6 324	21	51 108	51 108	70 689
BELGIUM.....	3	182 405	177 026	185 140	47	2 734 029	2 377 586	2 498 353
W GERM.....	32	693 841	629 266	706 982	103	2 167 765	2 029 761	2 302 810
OTH CTY.....	2	15 737	15 826	15 826	4	32 716	21 692	35 745
TOTAL.....	61	1 116 407	1 046 972	1 134 310	335	7 003 348	6 507 335	6 935 450
7323000	TRUCKS (NO)							
CANADA.....	11 178	47 698 012	40 908 329	48 204 676	60 168	285 112 388	244 558 783	288 728 490
W GERM.....	12	49 205	48 204	55 277	34	117 136	121 324	136 831
JAPAN.....	2	4 774	4 774	5 421	2 318	4 795 096	4 802 015	5 690 599
OTH CTY.....	-	-	-	-	2	7 200	7 200	9 113
TOTAL.....	11 192	47 751 991	40 961 307	48 265 374	62 522	290 031 820	249 489 322	294 565 039
7324000	MOBILE CRANES, CONCRETE MIXER TRUCKS, WRECKERS, FIRE ENGINES, A SPEC SERV VEHICLES, NES (NO)							
CANADA.....	-	1 332 119	1 350 267	1 352 982	-	9 989 930	10 047 982	10 080 335
MEXICO.....	-	9 484	9 484	9 484	-	124 762	124 790	124 790
SWEDEN.....	-	314 057	316 057	316 057	-	735 954	743 522	743 795
FINLAND.....	-	-	-	-	-	133 199	133 199	140 260
U KING.....	-	-	-	-	-	234 649	234 655	250 495
NETHLDs.....	-	-	-	-	-	204 422	204 422	212 943
FRANCE.....	-	438 929	438 929	449 374	-	1 817 820	1 811 305	1 876 182
W GERM.....	-	-	-	-	-	47 474	47 559	49 453
ITALY.....	-	-	-	-	-	116 776	116 776	122 920
OTH CTY.....	-	-	-	-	-	378	378	450
TOTAL.....	-	2 094 589	2 114 737	2 127 897	-	13 405 364	13 464 588	13 601 623
7328220	CHASSIS AND BODIES FOR TRUCKS AND BUSES (NO)							
CANADA.....	5 741	39 298 402	34 477 160	39 621 012	30 607	226 464 015	197 248 359	227 621 334
MEXICO.....	236	437 441	444 611	444 611	1 215	2 326 706	2 426 764	2 426 764
BRAZIL.....	143	915 609	910 593	1 016 644	588	3 634 131	3 658 381	4 288 217
SWEDEN.....	-	-	-	-	77	1 089 195	1 078 660	1 159 525

Table 2. Schedule A Commodity by Country of Origin, Customs, F.a.s., and C.i.f. Values—Continued

(See "Explanation of Statistics" for information on coverage, definitions of Customs, f.a.s., and c.i.f. values, sources of error in the data, OTH CTY (other countries), and other definitions and features of the import statistics. Shipments valued less than \$251 are shown only under Schedule A commodity number 990.0000 and excluded from all other commodities.)

Country of origin	Schedule A commodity number, description and unit of quantity							
	Current month				Cumulative, January to date			
	Net quantity	Value (dollars)			Net quantity	Value (dollars)		
Customs		F.a.s.	C.i.f.	Customs		F.a.s.	C.i.f.	
U KING.....	1	1 746	1 746	2 361	10	67 427	67 423	71 270
W GERM.....	1	945	945	1 005	3	43 173	43 173	44 730
ITALY.....	11	174 900	174 900	196 900	23	365 700	365 700	414 179
JAPAN.....	23 615	24 419 572	24 483 612	27 815 344	133 760	146 886 147	147 330 484	167 967 374
OTH CTY.....	40	7 588	7 588	9 441	130	46 209	46 209	73 586
TOTAL.....	29 788	65 256 203	60 501 155	69 107 318	166 413	380 922 703	352 265 153	404 066 981
7328240	CHASSIS AND BODIES FOR MOTOR VEHICLES, EXCEPT TRUCKS, BUSES AND MOTORCYCLES							(NO)
CANADA.....	8	11 647	11 723	11 965	1 636	210 061	212 948	213 686
MEXICO.....	110	32 380	32 380	32 380	249	71 231	71 231	71 231
VENEZ.....	-	-	-	-	214	61 322	61 322	81 057
U KING.....	9	17 474	17 475	18 596	188	150 326	147 036	158 151
JAPAN.....	35	9 571	9 571	12 335	343	40 969	40 947	49 357
OTH CTY.....	4	1 213	1 213	1 462	106	53 428	53 304	62 674
TOTAL.....	166	72 285	72 362	76 738	2 736	587 337	586 788	636 156
7328920	PARTS, NES, OF MOTOR VEHICLES, EXC MOTORCYCLES, EXCL ENGINES, ELECT PARTS, GLASS PTS ETC							
CANADA.....	-	79 930 337	81 311 754	81 585 224	-	450 841 102	454 112 959	457 126 687
MEXICO.....	-	6 309 232	6 131 661	6 120 072	-	29 185 492	29 348 348	29 269 413
VENEZ.....	-	43 998	45 882	45 882	-	635 759	642 365	827 367
BRAZIL.....	-	651 513	639 486	690 879	-	3 562 279	3 449 074	3 772 617
ARGENT.....	-	22 019	22 054	24 810	-	293 304	290 911	314 270
SWEDEN.....	-	891 722	885 823	962 856	-	6 523 023	6 439 148	7 065 150
NORWAY.....	-	30 800	30 767	32 851	-	47 133	46 572	50 934
DENMARK.....	-	27 637	27 579	30 277	-	101 673	98 502	110 665
U KING.....	-	3 884 777	4 484 713	4 842 801	-	20 492 064	24 568 116	26 621 552
NETHLD.....	-	23 846	21 646	25 507	-	784 934	778 223	801 556
BELGIUM.....	-	204 109	198 505	215 311	-	2 142 592	2 098 379	2 316 301
FRANCE.....	-	3 250 056	3 237 786	3 557 340	-	14 355 383	14 245 707	15 732 642
W GERM.....	-	11 150 666	10 515 966	12 023 694	-	61 408 586	58 568 304	66 728 743
E GERM.....	-	93 688	93 767	103 943	-	93 688	93 767	103 943
AUSTRIA.....	-	67 076	67 097	68 874	-	193 742	194 252	199 600
POLAND.....	-	-	-	-	-	47 827	47 622	57 203
SPAIN.....	-	799 384	799 385	852 858	-	3 580 575	3 543 697	3 762 891
ITALY.....	-	1 492 968	1 317 581	1 891 904	-	7 439 059	6 704 692	9 242 026
YUGOSLV.....	-	6 080	6 081	6 443	-	183 298	164 459	183 001
ISRAEL.....	-	29 774	29 774	31 764	-	725 177	725 177	789 483
INDIA.....	-	8 540	8 540	9 852	-	102 907	102 396	123 018
SINGAPR.....	-	3 609	3 609	4 352	-	38 790	38 745	44 863
KOR REP.....	-	10 284	10 284	10 949	-	72 842	72 842	76 278
HG KONG.....	-	86 578	86 578	96 147	-	352 509	354 014	384 111
CHINA T.....	-	113 720	113 764	125 886	-	576 487	576 390	628 897
JAPAN.....	-	6 966 158	6 903 608	7 769 571	-	42 282 772	41 787 548	47 544 397
AUSTRAL.....	-	23 890	21 103	23 179	-	145 083	133 202	142 607
REP SAF.....	-	51 054	51 175	57 696	-	471 171	459 399	535 133
OTH CTY.....	-	16 140	16 140	19 051	-	108 750	106 797	124 807
TOTAL.....	-	116 189 655	117 082 108	121 229 973	-	646 787 980	649 791 607	674 680 155
7328940	PARTS OF AGRICULTURAL TRACTORS							
CANADA.....	-	6 459 326	2 905 289	6 474 797	-	34 677 477	16 572 233	34 969 638
MEXICO.....	-	213 195	215 105	215 105	-	762 656	770 037	770 877
BRAZIL.....	-	3 190	3 190	3 952	-	32 552	32 552	34 252
FINLAND.....	-	-	-	-	-	30 988	30 988	34 043
U KING.....	-	5 351 028	5 370 377	5 664 378	-	34 553 416	33 991 094	36 356 242
BELGIUM.....	-	7 710 934	7 756 815	7 946 209	-	29 882 772	30 041 337	30 891 101
FRANCE.....	-	2 644 813	2 662 059	2 829 843	-	17 128 519	16 572 517	18 308 193
W GERM.....	-	3 376 616	3 381 151	3 561 009	-	13 178 551	13 203 027	13 983 774
CZECHO.....	-	121 260	121 260	125 584	-	152 100	152 100	157 386
HUNGARY.....	-	212 730	212 730	220 423	-	805 367	805 367	885 538
POLAND.....	-	68 995	68 995	72 813	-	92 278	91 978	98 489
USSR.....	-	56 587	37 358	42 481	-	65 364	46 124	52 002
SPAIN.....	-	43 019	43 019	46 132	-	1 375 139	1 375 238	1 432 364
ITALY.....	-	1 933 562	1 933 681	2 070 272	-	14 029 914	14 018 286	15 020 987
ROMANIA.....	-	3 704	3 704	5 208	-	191 109	204 994	239 554
JAPAN.....	-	827 099	821 512	900 250	-	4 627 064	4 493 229	5 009 776
OTH CTY.....	-	22 899	22 973	27 567	-	92 470	92 708	106 189
TOTAL.....	-	29 048 957	25 559 218	30 206 023	-	151 677 736	132 493 809	158 350 405
7329120	MOTORCYCLES, ENGINE PISTON DISPLACEMENT NOT OVER 90 CUBIC CENTIMETERS							(NO)
CANADA.....	-	-	-	-	225	219 247	219 603	219 603
BELGIUM.....	-	-	-	-	240	54 423	54 423	58 119
FRANCE.....	4 516	795 914	792 769	858 270	9 491	1 722 829	1 720 099	1 869 292
AUSTRIA.....	1 440	339 754	339 754	354 304	4 087	962 948	975 937	1 006 520
SPAIN.....	30	9 789	9 789	10 569	111	34 100	34 100	36 985
ITALY.....	885	160 090	160 090	172 557	4 739	951 812	952 652	1 047 185
CHINA T.....	4	1 040	1 040	1 702	1 264	318 792	318 792	342 189
JAPAN.....	4 523	1 144 879	1 144 879	1 220 444	48 326	14 286 478	14 300 047	15 240 876
OTH CTY.....	32	5 600	5 600	5 600	433	44 034	45 840	56 113
TOTAL.....	11 430	2 457 066	2 453 921	2 623 446	68 916	18 594 663	18 621 493	19 876 882
7329140	MOTORCYCLES, ENGINE PISTON DISPLACEMENT OVER 90 CUBIC CENTIMETERS, NOT OVER 190 CC							(NO)
CANADA.....	1 441	1 201 035	1 212 509	1 213 263	5 743	4 850 692	4 890 162	4 892 561
MEXICO.....	82	29 910	29 910	29 910	190	91 265	91 265	91 590
SWEDEN.....	72	66 911	66 911	69 273	729	646 133	646 234	667 041
U KING.....	-	-	-	-	50	44 429	44 429	47 308

Table 2. Schedule A Commodity by Country of Origin, Customs, F.a.s., and C.i.f. Values—Continued

(See "Explanation of Statistics" for information on coverage, definitions of Customs, f.a.s., and c.i.f. values, sources of error in the data, OTH CTY (other countries), and other definitions and features of the import statistics. Shipments valued less than \$251 are shown only under Schedule A commodity number 990.0000 and excluded from all other commodities.)

Country of origin	Schedule A commodity number, description and unit of quantity								
	Current month				Cumulative, January to date				
	Net quantity	Value (dollars)			Net quantity	Value (dollars)			
Customs		F.a.s.	C.i.f.	Customs		F.a.s.	C.i.f.		
W GERM.....	235	229 904	229 904	233 571	321	305 064	305 100	311 253	
AUSTRIA.....	48	45 265	45 265	46 686	288	249 691	249 691	256 978	
CZECHO.....	55	25 494	25 840	28 050	207	93 780	95 418	106 554	
SPAIN.....	30	18 508	18 508	19 866	619	431 835	431 835	464 077	
ITALY.....	378	204 450	204 450	214 013	4 281	2 239 388	2 239 388	2 368 344	
CHINA T.....	564	169 229	169 229	182 966	1 762	614 507	614 507	652 320	
JAPAN.....	14 009	6 319 421	6 319 421	6 656 067	159 785	70 058 191	70 192 753	74 676 585	
OTH CTY.....	-	-	-	-	5	1 476	1 476	1 950	
TOTAL.....	16 894	8 310 127	8 321 947	8 693 665	173 980	79 626 451	79 802 258	84 536 561	
7329160	MOTORCYCLES, ENGINE PISTON DISPLACEMENT OVER 190 CUBIC CENTIMETERS, NOT OVER 290 CC (NO)								
CANADA.....	18	17 669	17 754	17 773	5 186	5 202 906	5 233 941	5 245 784	
SWEDEN.....	25	27 378	27 378	28 121	120	967 550	967 550	1 000 010	
U KING.....	-	-	-	-	52	91 100	93 900	96 586	
W GERM.....	308	334 905	334 905	345 839	713	748 261	748 361	776 352	
AUSTRIA.....	45	48 416	48 416	49 736	521	559 069	559 069	574 970	
CZECHO.....	-	-	-	-	747	449 154	452 461	493 783	
SPAIN.....	840	707 305	707 305	745 870	5 431	4 446 374	4 446 723	4 708 163	
ITALY.....	-	-	-	-	228	112 464	112 464	126 613	
JAPAN.....	9 223	6 622 397	6 624 402	6 993 895	73 726	47 084 573	47 225 121	49 758 281	
OTH CTY.....	20	11 620	11 620	11 620	192	55 267	55 285	58 859	
TOTAL.....	10 479	7 769 690	7 771 780	8 192 854	87 716	59 716 718	59 894 875	62 839 401	
7329180	MOTORCYCLES, ENGINE PISTON DISPLACEMENT OVER 290 CUBIC CENTIMETERS (NO)								
SWEDEN.....	3	4 563	4 563	5 384	1 343	1 510 461	1 510 461	1 555 082	
U KING.....	1 216	2 087 829	2 094 549	2 153 950	8 072	13 927 583	13 735 385	14 086 796	
BELGIUM.....	-	-	-	-	76	111 989	111 193	115 864	
W GERM.....	501	971 791	971 792	1 008 386	5 340	9 594 245	9 595 128	10 115 551	
AUSTRIA.....	1	1 414	1 414	1 693	375	428 740	428 740	441 759	
CZECHO.....	-	-	-	-	763	470 526	473 004	511 320	
SPAIN.....	200	163 820	163 820	172 733	1 166	918 293	918 293	972 880	
ITALY.....	410	671 666	670 610	706 762	2 528	3 866 459	3 854 826	4 056 853	
KOR REP.....	-	-	-	-	100	92 700	92 700	97 474	
HG KONG.....	-	-	-	-	270	461 710	461 710	486 125	
JAPAN.....	31 932	33 371 385	33 371 385	34 947 863	240 946	227 431 751	227 334 924	239 080 506	
OTH CTY.....	-	-	-	-	5	3 423	3 453	4 859	
TOTAL.....	34 263	37 272 468	37 278 133	38 996 771	260 984	258 817 880	258 519 817	271 527 069	
7329190	MOTORCYCLES, NES (NO)								
SWEDEN.....	-	-	-	-	100	113 048	113 048	116 339	
W GERM.....	2	1 291	1 291	1 626	57	66 477	66 477	70 397	
CZECHO.....	-	-	-	-	90	31 201	31 768	36 000	
SPAIN.....	260	231 973	231 973	243 644	1 683	1 544 938	1 544 938	1 624 378	
JAPAN.....	144	111 014	110 914	125 427	485	434 133	434 035	470 069	
OTH CTY.....	4	5 938	5 938	7 856	604	74 127	74 478	91 364	
TOTAL.....	410	350 216	350 116	378 553	3 019	2 263 924	2 264 742	2 408 547	
7329200	PARTS OF MOTORCYCLES, EXCEPT ENGINES (NO)								
CANADA.....	-	34 572	34 894	35 073	-	233 090	234 891	235 185	
MEXICO.....	-	147 953	146 851	147 210	-	422 508	421 809	423 677	
SWEDEN.....	-	28 362	28 362	30 856	-	164 631	164 711	174 488	
U KING.....	-	214 636	213 859	224 800	-	1 172 751	1 170 052	1 236 831	
NETHLDs.....	-	713	713	982	-	333 471	333 471	337 095	
FRANCE.....	-	21 067	21 067	21 887	-	55 041	54 963	58 486	
W GERM.....	-	185 336	181 442	195 075	-	797 174	783 646	830 996	
AUSTRIA.....	-	19 956	19 983	20 387	-	109 191	110 232	113 962	
CZECHO.....	-	9 985	9 998	10 373	-	75 865	76 084	80 888	
SPAIN.....	-	153 260	153 260	159 672	-	797 652	796 456	835 068	
ITALY.....	-	295 619	295 619	314 034	-	3 482 401	3 483 567	3 642 047	
CHINA T.....	-	95 757	95 757	107 785	-	634 443	634 966	690 589	
JAPAN.....	-	1 597 142	1 597 153	1 703 881	-	13 729 846	13 714 624	14 619 262	
OTH CTY.....	-	2 357	2 357	2 563	-	73 815	72 705	79 920	
TOTAL.....	-	2 806 715	2 801 315	2 974 578	-	22 081 879	22 052 177	23 358 494	
7331120	BICYCLES HAVING WHEELS NOT OVER 25 INCHES IN DIAMETER (NO)								
CANADA.....	981	78 288	78 564	78 686	2 287	160 845	162 166	162 292	
U KING.....	3 124	193 677	195 416	209 320	14 851	722 428	728 541	739 472	
FRANCE.....	150	10 971	10 977	11 730	2 946	185 857	184 910	199 559	
W GERM.....	1 563	69 119	69 119	78 510	4 470	205 694	205 044	231 298	
AUSTRIA.....	-	-	-	-	2 095	115 581	121 548	131 691	
CZECHO.....	1 817	39 186	39 998	47 381	4 931	103 279	103 718	124 254	
POLAND.....	10 278	218 202	218 184	255 911	22 408	466 340	466 322	547 709	
PORTUGL.....	-	-	-	-	24 141	746 934	749 768	822 276	
ITALY.....	242	9 896	9 896	11 134	703	44 849	44 849	49 653	
KOR REP.....	8 333	236 302	236 103	283 327	32 340	906 045	905 369	1 095 209	
CHINA T.....	18 898	557 761	557 928	658 691	54 577	1 860 469	1 865 331	2 165 537	
JAPAN.....	5 639	450 561	450 753	524 798	15 158	979 002	981 712	1 136 103	
OTH CTY.....	610	20 767	20 767	23 978	1 383	43 941	43 941	51 047	
TOTAL.....	51 635	1 884 730	1 887 705	2 183 466	182 290	6 541 264	6 563 219	7 496 100	
7331140	BICYCLES HAVING WHEELS OVER 25 INCHES IN DIAMETER (NO)								
CANADA.....	492	44 068	44 858	45 133	12 983	1 108 480	1 117 029	1 119 858	
MEXICO.....	592	52 392	52 392	52 884	3 214	289 207	289 406	290 059	
BRAZIL.....	526	33 138	33 138	38 968	1 106	71 131	71 131	83 310	

Table 2. Schedule A Commodity by Country of Origin, Customs, F.a.s., and C.i.f. Values—Continued

(See "Explanation of Statistics" for information on coverage, definitions of Customs, f.a.s., and c.i.f. values, sources of error in the data, OTH CTY (other countries), and other definitions and features of the import statistics. Shipments valued less than \$251 are shown only under Schedule A commodity number 990.0000 and excluded from all other commodities.)

Country of origin	Schedule A commodity number, description and unit of quantity							
	Current month				Cumulative, January to date			
	Net quantity	Value (dollars)			Net quantity	Value (dollars)		
		Customs	F.a.s.	C.i.f.		Customs	F.a.s.	C.i.f.
U KING.....	28 627	2 334 383	2 341 180	2 486 122	188 768	13 933 083	13 990 291	14 972 845
IRELAND.....	2 914	214 814	217 080	236 150	7 762	551 760	557 091	607 665
NETHLOS.....	2 197	167 072	169 006	180 941	21 182	1 534 544	1 550 124	1 659 447
BELGIUM.....	513	8 226	8 226	8 606	5 116	449 348	449 348	481 232
FRANCE.....	18 470	1 468 487	1 468 637	1 580 567	110 951	9 522 329	9 525 027	10 262 986
W GERM.....	502	22 387	21 744	24 669	2 713	110 339	102 809	119 645
AUSTRIA.....	34 082	1 696 044	1 708 084	1 885 328	131 027	6 232 810	6 022 000	6 627 131
CZECHO.....	350	11 723	11 948	14 068	2 050	55 084	55 844	67 398
SWITZLD.....	69	14 907	14 907	16 353	220	51 977	51 977	55 086
POLAND.....	2 445	73 069	73 069	87 385	3 937	118 378	118 378	140 876
PORTUGL.....	4 900	222 803	222 803	248 082	49 457	2 191 404	2 196 071	2 443 172
ITALY.....	2 320	203 161	203 161	219 539	10 527	940 593	941 447	1 020 869
INDIA.....	-	-	-	-	1 000	44 918	44 918	55 455
KOR REP.....	10 964	448 491	448 491	545 979	27 855	1 144 536	1 144 537	1 387 123
HG KONG.....	1 239	73 437	73 437	82 290	7 021	449 900	462 716	512 349
CHINA T.....	15 968	579 533	581 602	711 577	58 533	2 306 783	2 302 798	2 778 461
JAPAN.....	20 664	1 381 518	1 389 189	1 587 431	160 042	10 552 964	10 562 448	12 110 438
OTH CTY.....	275	2 213	2 213	2 378	719	28 350	28 350	32 587
TOTAL.....	148 109	9 051 866	9 085 165	10 054 450	806 183	51 687 828	51 563 740	56 827 992
7331200	PARTS OF BICYCLES							
CANADA.....	-	24 140	24 412	24 854	-	72 628	56 782	74 169
MEXICO.....	-	339 583	322 711	322 711	-	1 909 077	1 847 548	1 848 033
U KING.....	-	124 574	124 047	132 753	-	965 482	962 930	1 034 639
BELGIUM.....	-	8 770	8 770	9 761	-	224 437	223 524	239 190
FRANCE.....	-	802 381	803 983	833 311	-	2 465 765	2 470 001	2 616 922
W GERM.....	-	309 176	313 678	327 773	-	1 877 120	1 862 818	1 958 081
AUSTRIA.....	-	3 020	3 020	3 797	-	440 794	439 059	451 252
SWITZLD.....	-	14 071	14 071	17 887	-	175 751	175 669	187 817
SPAIN.....	-	3 833	3 833	3 956	-	36 849	36 849	37 936
ITALY.....	-	240 180	239 566	261 258	-	1 618 467	1 614 642	1 733 683
INDIA.....	-	-	-	-	-	51 044	51 134	54 214
KOR REP.....	-	14 555	14 555	19 229	-	59 480	59 480	74 356
HG KONG.....	-	85 842	85 763	90 737	-	211 906	211 823	225 738
CHINA T.....	-	141 208	140 338	158 739	-	585 453	564 596	666 319
JAPAN.....	-	2 328 208	2 329 870	2 476 441	-	11 150 962	11 151 383	11 819 191
OTH CTY.....	-	14 586	14 586	16 359	-	89 949	90 009	98 334
TOTAL.....	-	4 454 127	4 443 203	4 699 568	-	21 935 164	21 838 247	23 119 874
7333020	FARM WAGONS AND CARTS (NO)							
CANADA.....	1 150	739 740	749 613	749 516	9 451	5 677 695	5 748 710	5 756 575
OTH CTY.....	2	1 970	1 970	2 154	57	7 867	7 699	8 780
TOTAL.....	1 152	741 710	751 583	751 670	9 508	5 685 562	5 756 409	5 765 355
7333040	VEHICLES, INCLUDING TRAILERS, NOT SELFPROPELLED, NSPF, AND PARTS							
CANADA.....	-	390 141	388 553	388 553	-	1 909 501	1 914 466	1 948 090
MEXICO.....	-	2 314	2 314	2 314	-	96 177	96 057	96 057
BRAZIL.....	-	23 144	23 144	29 930	-	176 182	176 182	216 041
SWEDEN.....	-	28 498	28 498	31 995	-	42 855	42 855	48 501
U KING.....	-	10 347	10 353	12 677	-	180 963	180 969	219 238
FRANCE.....	-	7 999	7 999	8 449	-	90 356	90 356	101 756
W GERM.....	-	11 548	11 584	12 924	-	102 168	101 745	111 403
ISRAEL.....	-	-	-	-	-	107 523	107 577	117 915
JAPAN.....	-	111 198	111 198	112 113	-	563 623	556 344	751 261
REP SAF.....	-	-	-	-	-	67 920	67 920	87 727
OTH CTY.....	-	37 685	37 385	46 040	-	146 619	145 699	169 129
TOTAL.....	-	622 874	621 028	644 995	-	3 483 887	3 480 170	3 867 118
7341020	AIRCRAFT, MILITARY (NO)							
U KING.....	-	-	-	-	24	101 284 030	101 284 596	101 437 492
W GERM.....	9	2 402 550	2 402 550	2 444 382	9	2 402 550	2 402 550	2 444 382
TOTAL.....	9	2 402 550	2 402 550	2 444 382	33	103 686 580	103 687 146	103 881 874
7341040	AIRCRAFT, NES, NON-MILITARY							
CANADA.....	-	10 000	10 000	10 000	-	3 241 621	3 245 216	3 264 087
SWEDEN.....	-	-	-	-	-	317 744	317 744	322 934
FINLAND.....	-	39 806	39 806	43 264	-	62 561	62 281	67 967
U KING.....	-	25 327	25 327	28 468	-	2 227 679	2 227 679	2 249 797
FRANCE.....	-	7 796 544	8 272 457	8 301 175	-	26 426 056	27 826 057	28 002 046
W GERM.....	-	43 536	44 063	46 877	-	514 069	513 170	520 207
CZECHO.....	-	24 930	24 930	30 342	-	44 946	44 946	56 922
ISRAEL.....	-	-	-	-	-	1 724 635	1 724 635	1 730 619
JAPAN.....	-	1 379 068	1 379 068	1 435 085	-	4 145 923	4 132 582	4 231 166
OTH CTY.....	-	1 013	1 013	1 104	-	30 014	30 014	40 081
TOTAL.....	-	9 320 224	9 796 664	9 896 315	-	38 735 248	40 124 324	40 485 826
7349100	BALLOONS AND AIRSHIPS							
OTH CTY.....	-	3 984	3 984	4 421	-	21 270	21 269	22 999
TOTAL.....	-	3 984	3 984	4 421	-	21 270	21 269	22 999
7349200	PARTS OF AIRCRAFT AND SPACECRAFT, NES, EXCL ENGINES & GLASS, RUBBER & ELECTRICAL PARTS							
CANADA.....	-	14 753 769	14 696 662	14 750 233	-	90 713 401	90 527 602	90 874 905
MEXICO.....	-	1 890 218	1 889 368	1 889 503	-	12 841 693	12 827 917	12 827 217

Table 2. Schedule A Commodity by Country of Origin, Customs, F.a.s., and C.i.f. Values—Continued

(See "Explanation of Statistics" for information on coverage, definitions of Customs, f.a.s., and c.i.f. values, sources of error in the data, OTH CTY (other countries), and other definitions and features of the import statistics. Shipments valued less than \$251 are shown only under Schedule A commodity number 990.0000 and excluded from all other commodities.)

Country of origin	Schedule A commodity number, description and unit of quantity							
	Current month				Cumulative, January to date			
	Net quantity	Value (dollars)			Net quantity	Value (dollars)		
Customs		F.a.s.	C.i.f.	Customs		F.a.s.	C.i.f.	
BRAZIL.....	-	-	-	-	-	45 766	45 771	48 223
U KING.....	-	4 035 083	4 021 254	4 155 348	-	22 244 047	22 082 625	22 809 094
IRELAND.....	-	69 109	60 811	64 549	-	96 786	84 743	90 474
NETHLDs.....	-	13 361	13 361	13 975	-	60 090	59 890	61 801
BELGIUM.....	-	42 150	42 150	44 133	-	218 585	218 600	226 343
FRANCE.....	-	988 969	991 716	1 007 966	-	6 767 458	6 711 992	6 951 688
W GERM.....	-	1 440 777	1 443 352	1 479 184	-	20 444 293	20 485 808	20 828 768
SWITZLD.....	-	26 756	26 756	27 731	-	73 647	73 316	78 391
SPAIN.....	-	172 643	159 143	170 042	-	844 516	766 496	823 487
ITALY.....	-	1 418 157	1 408 241	1 460 492	-	9 608 834	9 477 544	9 951 121
ISRAEL.....	-	55 363	55 363	57 096	-	408 011	409 042	422 367
JAPAN.....	-	1 224 092	1 223 679	1 263 312	-	5 855 151	5 851 990	6 139 971
AUSTRAL.....	-	307 190	307 190	324 916	-	2 915 831	2 889 835	3 073 723
OTH CTY.....	-	42 262	38 262	40 310	-	134 948	130 701	136 401
TOTAL.....	-	26 479 899	26 377 308	26 748 790	-	173 293 057	172 643 872	175 343 974
7350020 YACHTS OR PLEASURE BOATS (NO)								
CANADA.....	684	1 650 498	1 662 157	1 655 433	3 862	8 240 024	8 282 700	8 281 868
MEXICO.....	83	114 081	108 332	114 086	660	997 034	967 588	997 039
ARGENT.....	-	-	-	-	2	192 600	192 600	203 531
ICELAND.....	-	-	-	-	1	86 328	86 330	89 330
SWEDEN.....	17	278 811	264 093	288 079	90	1 514 633	1 486 737	1 635 200
NORWAY.....	-	-	-	-	21	586 173	586 175	599 594
FINLAND.....	3	278 893	278 893	289 175	10	983 786	983 786	1 035 710
DENMARK.....	-	-	-	-	3	37 324	37 324	40 749
U KING.....	674	1 077 465	1 076 899	1 135 134	2 888	2 936 496	2 925 028	3 126 583
NETHLDs.....	-	-	-	-	40	2 767 913	2 767 913	2 829 157
FRANCE.....	404	265 469	265 469	279 522	10 820	3 069 907	2 987 145	3 288 482
W GERM.....	511	58 685	58 685	61 629	1 556	474 583	477 022	514 335
POLAND.....	3	51 963	51 963	60 468	3	51 963	51 963	60 468
ITALY.....	1	14 300	14 300	15 444	71	392 830	336 975	434 698
GREECE.....	-	-	-	-	2	101 871	101 871	118 329
SINGAPR.....	2	65 960	65 960	71 610	10	428 667	423 500	464 156
HG KONG.....	6	202 406	205 401	231 426	23	962 030	957 059	1 070 996
CHINA T.....	704	710 106	710 106	837 315	4 355	3 992 796	3 954 718	4 653 735
JAPAN.....	71	233 181	233 181	261 938	1 295	689 753	685 333	766 254
OTH CTY.....	2	24 290	24 290	25 725	3	36 441	36 441	46 564
TOTAL.....	3 165	5 026 108	5 019 729	5 326 984	25 715	28 563 152	28 328 208	30 256 778
7350040 PLEASURE BOATS, NES, A FLOATING STRUCTURES, INCL PNEUMATIC CRAFT, CANOES, ETC, A PTS								
CANADA.....	-	229 344	230 615	232 655	-	1 285 696	1 295 073	1 300 741
MEXICO.....	-	42 559	42 464	42 596	-	231 102	231 063	231 228
SWEDEN.....	-	178 551	178 533	186 117	-	2 078 440	2 077 066	2 195 925
NORWAY.....	-	6 641	6 641	6 991	-	60 978	60 983	65 133
FINLAND.....	-	1 403	1 403	1 885	-	101 999	102 516	106 489
DENMARK.....	-	8 344	8 114	9 484	-	38 252	38 119	45 131
U KING.....	-	182 036	181 652	196 244	-	1 384 467	1 385 051	1 625 710
NETHLDs.....	-	1 130	1 130	4 130	-	131 206	130 529	139 220
FRANCE.....	-	36 918	36 892	41 004	-	871 704	871 182	932 372
W GERM.....	-	123 910	123 910	128 083	-	582 657	582 521	613 757
PORTUGL.....	-	13 239	13 702	14 369	-	35 692	36 639	39 142
ITALY.....	-	18 462	18 462	19 602	-	274 354	274 353	300 867
KOR REP.....	-	12 877	8 000	8 121	-	64 021	58 945	61 204
HG KONG.....	-	106 616	104 133	109 181	-	643 651	639 203	667 676
CHINA T.....	-	74 186	70 870	77 037	-	1 427 455	1 421 367	1 591 915
JAPAN.....	-	106 136	86 486	94 171	-	1 211 173	1 174 998	1 264 940
AUSTRAL.....	-	59 335	59 335	61 937	-	321 715	321 676	335 805
N ZEAL.....	-	31 534	31 534	33 141	-	133 882	133 882	137 732
OTH CTY.....	-	20 126	20 126	21 714	-	90 639	91 639	100 125
TOTAL.....	-	1 253 347	1 224 002	1 288 462	-	10 969 083	10 927 005	11 755 112

Table 2. **Schedule A Commodity by Country of Origin, Customs, F.a.s., and C.i.f. Values—Continued**

(See "Explanation of Statistics" for information on coverage, definitions of Customs, f.a.s., and c.i.f. values, sources of error in the data, OTH CTY (other countries), and other definitions and features of the import statistics. Shipments valued less than \$251 are shown only under Schedule A commodity number 990.0000 and excluded from all other commodities.)

Country of origin	Schedule A commodity number, description and unit of quantity							
	Current month				Cumulative, January to date			
	Net quantity	Value (dollars)			Net quantity	Value (dollars)		
Customs		F.a.s.	C.i.f.	Customs		F.a.s.	C.i.f.	
8122000	CERAMIC TOILET AND SANITARY WARE							(NO)
MEXICO.....	9 378	77 498	77 330	77 330	76 817	610 254	618 648	618 648
ITALY.....	519	7 136	7 241	8 755	5 928	85 584	87 049	100 920
JAPAN.....	125	1 835	1 835	1 889	3 235	35 131	35 131	40 755
OTH CTY.....	190	3 044	3 044	3 374	6 160	37 684	37 684	46 764
TOTAL.....	10 212	89 513	89 450	91 348	92 140	768 653	778 512	807 087
8123000	IRON OR STEEL TOILET AND SANITARY WARE							(NO)
CANADA.....	723	11 892	12 110	12 312	4 947	179 029	182 339	182 624
HG KONG.....	22 240	26 046	26 046	29 904	100 029	79 431	79 431	91 974
JAPAN.....	76 384	53 839	54 819	60 633	461 486	376 968	379 163	421 396
OTH CTY.....	23 650	25 026	25 026	28 368	83 278	50 412	49 779	56 457
TOTAL.....	122 997	116 803	118 001	131 217	649 740	685 840	690 712	752 451
8124110	GLASS GLOBES AND SHADES							(NO)
CANADA.....	-	4 428	4 916	4 916	-	29 170	30 889	30 889
MEXICO.....	-	342 920	329 026	329 221	-	1 667 571	1 568 463	1 569 340
SWEDEN.....	-	17 868	17 868	21 553	-	101 627	101 531	122 450
FRANCE.....	-	26 334	26 774	35 203	-	258 573	262 983	330 635
W GERM.....	-	25 156	25 196	28 959	-	123 153	123 239	146 289
ITALY.....	-	59 837	59 837	71 066	-	310 812	313 790	390 489
YUGOSLV.....	-	13 915	13 915	23 034	-	163 931	163 931	282 049
ROMANIA.....	-	-	-	-	-	60 928	-	90 447
CHINA T.....	-	23 457	23 457	30 921	-	49 287	49 745	66 263
OTH CTY.....	-	28 591	28 937	39 901	-	158 161	159 391	211 555
TOTAL.....	-	542 506	529 926	584 774	-	2 923 213	2 834 890	3 240 406
8124120	GLASS LAMP BASES							(NO)
MEXICO.....	14 820	4 014	4 055	4 055	106 246	36 788	37 466	37 466
FRANCE.....	6 893	28 179	28 937	32 523	35 759	148 507	150 878	171 613
W GERM.....	268	3 579	3 579	3 694	12 963	111 014	111 067	120 406
ITALY.....	6 693	30 303	30 387	37 827	42 808	146 549	147 147	176 401
OTH CTY.....	899	1 096	1 067	1 183	17 632	22 983	22 815	26 826
TOTAL.....	29 573	67 171	68 025	79 282	215 408	465 841	469 373	532 712
8124130	GLASS PRISMS AND OTHER GLASS ARTICLES FOR CHANDELIERS AND GLASS WALL BRACKETS							(NO)
IRELAND.....	-	14 578	14 578	15 786	-	72 658	72 677	76 981
W GERM.....	-	89 083	89 083	95 794	-	499 033	496 645	530 777
AUSTRIA.....	-	159 192	158 626	163 266	-	1 321 477	1 316 530	1 351 166
CZECHO.....	-	16 086	16 124	17 454	-	205 719	205 227	220 684
SPAIN.....	-	3 077	3 077	3 216	-	31 613	31 613	35 014
ITALY.....	-	155 044	155 045	174 151	-	1 077 161	1 076 668	1 207 332
HG KONG.....	-	-	-	-	-	54 878	54 933	65 612
JAPAN.....	-	12 691	12 340	13 571	-	93 281	92 383	104 125
OTH CTY.....	-	12 566	12 566	14 039	-	119 268	119 307	133 692
TOTAL.....	-	462 317	461 439	497 277	-	3 475 089	3 465 983	3 725 383
8124140	GLASS ILLUMINATING AND REFLECTING ARTICLES AND PARTS, NES							(NO)
CANADA.....	-	38 548	39 773	39 885	-	176 685	178 158	178 477
MEXICO.....	-	95 932	98 755	98 995	-	551 829	567 195	567 888
BRAZIL.....	-	-	-	-	-	32 158	32 158	44 190
U KING.....	-	4 316	4 316	4 566	-	33 339	33 369	35 947
IRELAND.....	-	47 211	47 211	50 073	-	273 140	272 891	289 041
W GERM.....	-	34 587	33 030	36 250	-	239 927	230 889	256 100
AUSTRIA.....	-	8 433	8 435	8 818	-	32 059	32 071	34 894
ITALY.....	-	30 112	31 599	35 546	-	223 176	225 133	256 539
HG KONG.....	-	58 664	59 760	72 586	-	312 108	317 275	394 548
CHINA T.....	-	15 854	16 146	19 743	-	62 082	63 220	74 355
JAPAN.....	-	44 295	43 476	52 357	-	225 571	224 961	268 853
OTH CTY.....	-	32 686	32 073	35 655	-	188 123	185 913	200 684
TOTAL.....	-	410 638	414 574	454 474	-	2 350 197	2 363 233	2 601 516
8124210	LAMPS, PORTABLE, INDOOR, OF BRASS							(NO)
U KING.....	3 387	29 047	29 026	32 041	8 207	86 697	86 676	95 048
ITALY.....	1 028	17 611	17 611	19 935	5 352	84 731	85 001	95 689
IRAN.....	-	-	-	-	9 914	33 425	33 425	39 464
HG KONG.....	120	277	290	313	15 926	50 121	50 388	54 840
OTH CTY.....	2 071	12 450	12 444	15 088	14 144	104 463	104 672	118 507
TOTAL.....	6 606	59 385	59 371	67 377	53 543	359 437	360 162	403 548
8124220	LAMPS, PORTABLE, INDOOR, OF BASE METALS, NES							(NO)
MEXICO.....	47 098	37 937	37 937	38 030	296 939	248 804	249 243	249 348
SWEDEN.....	28 567	198 869	198 869	216 941	81 015	528 838	518 392	582 718
U KING.....	-	-	-	-	7 727	61 588	61 591	67 112
ITALY.....	2 252	23 941	23 941	29 113	10 433	158 670	160 532	190 822
SINGAPR.....	3 460	9 300	9 300	9 300	29 314	105 532	105 222	119 393
HG KONG.....	79 828	40 892	41 402	47 556	271 141	167 323	168 694	200 584
CHINA T.....	10 436	13 640	13 640	15 281	38 595	64 984	64 608	72 963
JAPAN.....	125 848	45 214	45 214	50 082	175 178	122 727	121 618	135 231
OTH CTY.....	1 395	17 010	17 131	19 133	42 951	119 839	117 527	132 706
TOTAL.....	298 884	386 803	387 434	425 436	953 293	1 578 305	1 567 427	1 750 877

Table 2. Schedule A Commodity by Country of Origin, Customs, F.a.s., and C.i.f. Values—Continued

(See "Explanation of Statistics" for information on coverage, definitions of Customs, f.a.s., and c.i.f. values, sources of error in the data, OTH CTY (other countries), and other definitions and features of the import statistics. Shipments valued less than \$251 are shown only under Schedule A commodity number 990.0000 and excluded from all other commodities.)

Country of origin	Schedule A commodity number, description and unit of quantity							
	Current month			Cumulative, January to date				
	Net quantity	Value (dollars)			Net quantity	Value (dollars)		
Customs		F.a.s.	C.i.f.	Customs		F.a.s.	C.i.f.	
8124230	LIGHTING FIXTURES FOR PERMANENT INDOOR INSTALLATION, OF BASE METALS						(NO)	
CANADA.....	590	12 042	12 247	12 247	6 505	164 846	164 306	164 653
SWEDEN.....	432	11 302	11 385	13 410	2 628	84 073	81 631	89 448
DENMARK.....	155	4 236	4 243	4 679	1 207	33 230	30 850	33 581
U KING.....	795	16 234	16 305	17 688	2 745	103 413	103 493	110 802
NETHLDs.....	244	10 721	9 811	10 235	2 068	74 845	73 930	79 667
BELGIUM.....	27 920	13 004	13 004	13 347	28 607	42 084	42 084	45 366
W GERM.....	6 614	75 598	74 469	79 031	12 352	271 581	266 780	283 100
SPAIN.....	56 882	306 145	306 146	345 177	299 047	3 277 323	3 274 459	3 673 192
PORTUGL.....	136	7 364	7 364	8 357	1 914	55 450	55 426	60 607
ITALY.....	12 397	224 867	225 400	258 187	214 017	1 590 165	1 595 450	1 845 237
HG KONG.....	194	3 408	3 445	3 970	25 300	68 276	69 247	79 499
CHINA T.....	13 348	40 424	40 424	44 666	28 380	129 044	127 763	139 865
JAPAN.....	1 000	1 530	1 530	1 637	79 510	355 468	355 683	375 424
OTH CTY.....	2 875	16 660	16 660	20 028	48 624	149 679	149 982	174 251
TOTAL.....	123 582	743 535	742 433	832 659	752 904	6 399 477	6 391 084	7 154 692
8124240	ILLUMINATING ARTICLES NES, ELECTRIC							
CANADA.....	-	3 679	3 739	3 953	-	120 596	123 599	126 957
MEXICO.....	-	7 226	7 252	7 303	-	51 763	52 529	52 608
DENMARK.....	-	4 018	4 018	4 397	-	37 658	35 885	40 062
U KING.....	-	17 307	17 287	19 107	-	81 164	80 987	91 053
NETHLDs.....	-	16 032	16 032	17 444	-	81 325	81 372	87 128
W GERM.....	-	92 463	92 549	94 463	-	221 970	222 052	227 833
SWITZLD.....	-	5 258	5 258	5 372	-	40 995	40 978	41 958
SPAIN.....	-	61 492	61 283	68 321	-	398 914	398 705	449 116
ITALY.....	-	76 007	76 063	86 857	-	337 928	340 872	397 037
HG KONG.....	-	57 621	58 207	64 320	-	198 664	199 872	222 194
CHINA T.....	-	63 580	63 622	70 564	-	260 843	255 561	283 821
JAPAN.....	-	75 525	76 419	84 151	-	481 562	486 316	527 512
OTH CTY.....	-	17 280	17 288	19 291	-	131 686	131 602	145 283
TOTAL.....	-	497 468	499 017	545 543	-	2 445 068	2 450 330	2 692 562
8124250	ILLUMINATING ARTICLES NES, NONELECTRIC							
MEXICO.....	-	22 132	22 234	22 611	-	130 173	130 909	132 345
SWEDEN.....	-	13 760	13 765	14 826	-	56 435	56 129	61 684
DENMARK.....	-	6 931	6 989	7 607	-	54 560	52 789	57 087
U KING.....	-	44 586	44 590	49 756	-	311 179	310 992	339 928
NETHLDs.....	-	3 220	3 223	3 352	-	43 107	43 139	46 680
FRANCE.....	-	3 426	3 433	3 614	-	336 664	364 663	383 882
W GERM.....	-	30 229	30 397	32 845	-	101 276	102 143	110 328
POLAND.....	-	-	-	-	-	51 194	51 194	52 310
SPAIN.....	-	24 655	24 655	27 586	-	102 530	102 934	116 704
PORTUGL.....	-	1 965	1 965	2 114	-	43 435	43 467	46 520
ITALY.....	-	29 923	30 001	32 838	-	235 368	236 177	262 823
ISRAEL.....	-	8 991	8 991	10 036	-	41 889	41 889	46 296
INDIA.....	-	22 362	22 362	25 992	-	170 132	170 391	202 426
KOR REP.....	-	7 965	7 965	8 656	-	55 278	55 278	64 228
HG KONG.....	-	118 491	119 746	143 995	-	707 736	715 323	857 428
CHINA T.....	-	34 732	34 847	38 180	-	633 985	628 289	708 133
JAPAN.....	-	32 048	32 458	34 726	-	194 694	195 817	214 446
OTH CTY.....	-	24 826	23 613	27 355	-	102 757	102 115	115 390
TOTAL.....	-	430 242	431 234	486 089	-	3 372 392	3 403 638	3 818 638
8124260	PARTS OF ILLUMINATING ARTICLES							
CANADA.....	-	99 939	101 422	101 432	-	523 835	529 863	531 915
MEXICO.....	-	21 291	20 847	20 847	-	123 849	114 453	114 718
BRAZIL.....	-	35 279	35 279	43 200	-	208 667	208 667	236 187
SWEDEN.....	-	7 087	7 087	7 986	-	149 770	149 770	163 306
NORWAY.....	-	1 866	1 866	2 250	-	311 240	311 264	322 619
U KING.....	-	39 232	39 232	42 841	-	190 816	190 495	210 387
FRANCE.....	-	35 542	35 542	36 818	-	158 408	158 494	163 793
W GERM.....	-	64 718	64 758	69 249	-	439 395	437 389	466 661
AUSTRIA.....	-	7 766	7 766	7 902	-	43 456	43 456	45 522
SWITZLD.....	-	2 645	2 645	2 769	-	68 133	68 133	69 705
SPAIN.....	-	22 748	22 747	25 611	-	152 830	152 829	169 568
ITALY.....	-	51 375	51 420	57 981	-	621 421	621 709	682 914
INDIA.....	-	15 491	15 491	18 539	-	56 336	56 336	70 841
KOR REP.....	-	20 313	20 313	24 510	-	39 313	39 313	44 457
HG KONG.....	-	29 562	29 583	34 649	-	345 270	346 718	385 756
CHINA T.....	-	4 452	4 452	5 058	-	69 491	69 591	76 066
JAPAN.....	-	32 221	32 221	36 154	-	229 207	229 652	249 528
OTH CTY.....	-	14 423	14 423	15 636	-	113 838	113 865	124 430
TOTAL.....	-	505 950	507 094	553 432	-	3 845 275	3 841 997	4 128 373
8124320	FLASHLIGHTS AND PARTS						(NO)	
FRANCE.....	132 643	7 526	31 620	33 682	1 935 177	350 546	374 640	417 963
HG KONG.....	523 992	107 252	108 867	122 141	3 398 291	682 093	693 263	777 306
CHINA T.....	84 328	22 315	22 315	25 695	155 622	48 429	48 491	55 144
JAPAN.....	170 694	30 119	31 676	34 116	305 756	166 458	168 222	183 824
OTH CTY.....	47 180	11 361	11 381	12 670	87 536	40 516	42 564	48 795
TOTAL.....	958 837	178 593	205 859	228 304	5 882 382	1 288 042	1 327 180	1 483 032

Table 2. Schedule A Commodity by Country of Origin, Customs, F.a.s., and C.i.f. Values—Continued

(See "Explanation of Statistics" for information on coverage, definitions of Customs, f.a.s., and c.i.f. values, sources of error in the data, OTH CTY (other countries), and other definitions and features of the import statistics. Shipments valued less than \$251 are shown only under Schedule A commodity number 990.0000 and excluded from all other commodities.)

Country of origin	Schedule A commodity number, description and unit of quantity							
	Current month				Cumulative, January to date			
	Net quantity	Value (dollars)			Net quantity	Value (dollars)		
Customs		F.a.s.	C.i.f.	Customs		F.a.s.	C.i.f.	
8124340	LAMPS, PORTABLE, ELECTRIC, EXC FLASHLIGHT AND PARTS							
HG KONG.....	-	152 528	153 405	178 602	-	525 841	530 525	611 167
JAPAN.....	-	1 057	1 057	1 148	-	56 337	55 939	63 964
OTH CTY.....	-	1 899	1 959	1 959	-	34 623	34 968	37 301
TOTAL.....	-	155 484	156 421	181 709	-	616 801	621 432	712 432
8210400	FURNITURE & PARTS OF, FOR MEDICAL ETC USE INCLUDING DENTISTS & BARBERS ROTATING ETC CHAIRS							
CANADA.....	-	74 430	74 607	74 687	-	433 535	439 211	441 285
SWEDEN.....	-	629	629	707	-	270 492	270 492	283 193
DENMARK.....	-	-	-	-	-	34 232	34 232	36 945
U KING.....	-	25 237	25 237	26 646	-	141 195	142 055	153 274
W GERM.....	-	72 096	72 096	74 714	-	524 459	524 147	545 693
SPAIN.....	-	-	-	-	-	48 216	48 216	55 323
KOR REP.....	-	17 348	17 141	18 425	-	42 161	41 954	44 983
JAPAN.....	-	131 475	131 475	140 932	-	851 931	851 909	906 509
OTH CTY.....	-	8 293	8 293	9 501	-	35 645	35 645	39 807
TOTAL.....	-	329 508	329 478	345 612	-	2 381 866	2 387 861	2 507 012
8210810	ALTARS, COMMUNION TABLES, BAPTISMAL FONTS AND SHRINES ETC FOR RELIGIOUS INSTITUTIONS							
CANADA.....	-	765	775	775	-	37 109	37 510	37 754
U KING.....	-	3 546	3 546	3 617	-	41 529	41 529	42 967
IRELAND.....	-	22 050	22 050	23 405	-	30 141	30 141	32 758
ITALY.....	-	113 761	113 784	125 833	-	543 544	541 872	608 406
GREECE.....	-	4 510	4 510	4 979	-	32 329	32 411	39 986
OTH CTY.....	-	8 328	8 328	8 998	-	134 584	134 785	145 640
TOTAL.....	-	152 960	152 993	167 607	-	819 236	818 248	907 511
8210815	FURNITURE AND PARTS OF BENTWOOD							
BRAZIL.....	-	11 436	11 436	12 870	-	66 433	66 433	75 033
CZECHO.....	-	33 439	33 571	43 705	-	238 617	244 897	319 896
POLAND.....	-	372 210	371 755	416 532	-	2 425 804	2 426 694	2 710 162
SPAIN.....	-	161 584	162 524	190 010	-	1 088 487	1 088 296	1 258 153
ITALY.....	-	24 616	24 616	27 058	-	269 997	269 294	305 007
YUGOSLV.....	-	29 109	29 109	33 217	-	228 421	228 855	253 544
ROMANIA.....	-	87 018	87 571	98 395	-	286 356	287 521	336 218
OTH CTY.....	-	9 307	9 311	11 048	-	97 517	98 007	114 865
TOTAL.....	-	728 719	729 893	832 835	-	4 701 632	4 709 997	5 372 878
8210820	CHAIRS, WOOD NSPF, INCLUDING FOLDING (NO)							
CANADA.....	4 046	195 673	199 884	200 040	40 556	1 173 637	1 197 480	1 202 421
MEXICO.....	32 159	109 688	111 236	111 452	126 616	519 931	527 229	529 718
COLOMB.....	937	12 750	12 750	14 674	2 324	35 496	35 496	41 596
BRAZIL.....	155	15 200	15 200	17 310	267	32 456	32 456	37 389
SWEDEN.....	3 859	131 334	131 436	142 022	18 503	595 762	594 831	653 509
NORWAY.....	533	52 953	53 241	57 892	4 135	314 621	315 072	342 005
FINLAND.....	215	8 140	8 262	9 307	2 114	76 805	75 619	84 975
DENMARK.....	8 308	295 873	286 890	316 427	62 500	2 005 574	1 972 590	2 169 089
U KING.....	8 362	144 583	144 909	171 682	44 874	938 423	937 412	1 114 776
NETHLDs.....	45	2 059	2 059	2 433	980	36 962	36 962	42 223
BELGIUM.....	622	9 086	9 095	11 436	2 323	46 492	46 861	56 404
FRANCE.....	822	23 994	24 029	27 979	7 381	252 532	254 439	306 062
W GERM.....	632	27 656	27 674	31 124	8 180	215 550	215 782	243 982
HUNGARY.....	1 200	4 080	4 080	5 456	9 532	36 008	35 535	52 691
SWITZLD.....	4	1 509	1 509	1 776	507	39 812	39 812	43 855
POLAND.....	3 656	30 793	30 793	33 633	17 725	149 534	149 534	172 058
SPAIN.....	5 311	195 300	195 093	232 713	29 568	1 091 159	1 089 560	1 306 109
PORTUGL.....	7 031	77 283	77 649	83 961	7 523	92 191	92 557	101 146
ITALY.....	15 196	381 651	381 144	444 349	92 197	2 355 065	2 356 828	2 756 118
YUGOSLV.....	94 286	1 154 720	1 157 790	1 273 409	658 411	7 821 273	7 834 071	8 577 790
ROMANIA.....	5 429	21 384	26 302	33 427	9 639	63 889	68 807	85 398
SINGAPR.....	12 674	86 279	86 279	97 829	84 591	660 893	660 893	753 906
KOR REP.....	11 878	64 003	64 003	83 532	84 703	525 034	525 548	628 118
HG KONG.....	594	33 911	33 957	41 193	2 602	168 589	169 875	202 499
CHINA T.....	57 978	497 537	497 639	571 437	330 845	2 427 066	2 429 259	2 887 046
JAPAN.....	9 607	92 639	92 639	104 402	50 460	507 834	509 713	575 314
OTH CTY.....	2 640	38 007	38 244	47 760	12 760	176 339	176 544	219 152
TOTAL.....	288 179	3 708 085	3 713 786	4 168 655	1 711 816	22 358 927	22 380 765	25 185 349
8210830	FURNITURE, WOOD NSPF							
CANADA.....	-	1 544 207	1 576 531	1 578 042	-	8 037 284	8 178 342	8 209 837
MEXICO.....	-	207 080	209 697	210 313	-	1 220 162	1 230 716	1 236 508
C RICA.....	-	4 902	4 902	6 195	-	34 716	34 716	40 548
HAITI.....	-	6 046	6 046	6 945	-	36 915	36 915	44 811
COLOMB.....	-	21 267	21 267	24 559	-	97 642	98 544	118 392
ECUADOR.....	-	682	682	847	-	118 810	118 810	147 818
BRAZIL.....	-	121 704	120 910	145 154	-	339 517	337 394	400 729
ARGENT.....	-	10 451	10 451	15 773	-	92 682	92 682	116 528
SWEDEN.....	-	180 944	173 379	191 911	-	1 676 764	1 662 453	1 843 778
NORWAY.....	-	209 224	211 147	229 862	-	1 054 165	1 052 295	1 157 346
FINLAND.....	-	23 057	23 044	26 466	-	319 163	325 726	363 706
DENMARK.....	-	1 135 492	1 123 092	1 240 121	-	7 435 027	7 322 134	8 075 968
U KING.....	-	1 089 302	1 092 589	1 323 362	-	6 104 635	6 097 745	7 461 912
IRELAND.....	-	14 579	16 579	16 684	-	185 262	185 262	216 573
NETHLDs.....	-	40 508	40 511	47 753	-	229 172	229 009	269 075

Table 2. Schedule A Commodity by Country of Origin, Customs, F.a.s., and C.i.f. Values—Continued

(See "Explanation of Statistics" for information on coverage, definitions of Customs, f.a.s., and c.i.f. values, sources of error in the data, OTH CTY (other countries), and other definitions and features of the import statistics. Shipments valued less than \$251 are shown only under Schedule A commodity number 990.0000 and excluded from all other commodities.)

Country of origin	Schedule A commodity number, description and unit of quantity							
	Current month				Cumulative, January to date			
	Net quantity	Value (dollars)			Net quantity	Value (dollars)		
Customs		F.a.s.	C.i.f.	Customs		F.a.s.	C.i.f.	
BELGIUM.....	-	152 125	152 926	179 995	-	819 835	822 138	969 377
FRANCE.....	-	170 314	169 707	194 383	-	1 123 081	1 134 006	1 322 792
W GERM.....	-	237 982	238 829	279 588	-	1 507 363	1 515 479	1 740 554
AUSTRIA.....	-	37 986	38 234	45 599	-	221 501	222 944	268 504
SWITZLD.....	-	5 237	5 283	6 726	-	62 550	62 668	69 707
POLAND.....	-	12 961	12 961	18 128	-	45 937	45 937	65 406
SPAIN.....	-	205 847	205 764	232 484	-	1 610 508	1 610 317	1 870 483
PORTUGL.....	-	20 750	20 774	24 234	-	40 546	40 572	48 489
ITALY.....	-	397 119	398 860	460 111	-	3 580 936	3 589 903	4 158 025
YUGOSLV.....	-	316 126	317 025	374 426	-	2 134 953	2 128 344	2 464 506
ROMANIA.....	-	35 766	38 968	57 910	-	146 271	152 083	224 439
ISRAEL.....	-	10 307	10 307	11 266	-	106 315	106 315	117 914
INDIA.....	-	15 570	15 603	20 404	-	111 069	110 852	148 751
PAKISTN.....	-	8 502	8 502	13 517	-	71 717	71 717	102 707
MALAYS.....	-	44 869	44 869	52 073	-	69 753	69 740	80 700
PHIL R.....	-	11 655	11 655	14 716	-	100 828	100 884	122 466
CHINA M.....	-	3 887	3 887	4 914	-	64 143	65 670	74 855
KOR REP.....	-	89 604	89 844	104 385	-	419 359	419 599	495 112
HG KONG.....	-	170 288	171 014	206 961	-	1 163 668	1 169 779	1 400 598
CHINA T.....	-	287 377	287 761	345 100	-	1 649 303	1 656 386	2 023 255
JAPAN.....	-	121 487	121 544	140 732	-	670 409	669 717	782 305
OTH CTY.....	-	15 888	15 888	18 094	-	92 517	92 632	113 925
TOTAL.....	-	6 981 092	7 009 032	7 869 733	-	42 794 478	42 860 425	48 368 399
8210840	FURNITURE PARTS, WOOD NSPF							
CANADA.....	-	203 403	206 371	206 931	-	1 120 655	1 133 258	1 138 909
MEXICO.....	-	61 655	61 630	61 674	-	270 583	270 638	271 085
HONDURA.....	-	3 481	3 648	3 947	-	61 694	61 861	64 477
COLOMB.....	-	4 939	4 939	5 656	-	169 239	169 239	189 099
BRAZIL.....	-	22 618	22 618	26 108	-	142 807	142 701	163 271
NORWAY.....	-	16 721	16 721	17 689	-	77 152	77 152	81 449
DENMARK.....	-	8 856	8 805	10 008	-	110 158	108 683	118 726
U KING.....	-	829	829	977	-	73 977	73 877	92 554
W GERM.....	-	10 945	11 038	11 785	-	123 920	124 185	136 473
SPAIN.....	-	13 690	13 690	16 514	-	231 013	231 053	266 650
ITALY.....	-	152 411	152 468	169 413	-	706 566	706 749	792 090
YUGOSLV.....	-	166 742	166 745	184 279	-	919 733	932 763	1 024 302
ISRAEL.....	-	5 708	5 708	6 241	-	44 155	44 155	50 329
SRI LKA.....	-	11 002	11 002	13 766	-	55 937	55 937	73 756
MALAYS.....	-	4 209	4 209	4 834	-	126 817	126 817	147 273
SINGAPR.....	-	-	-	-	-	135 704	135 704	155 585
KOR REP.....	-	9 468	9 468	11 812	-	90 123	90 122	111 445
CHINA T.....	-	330 042	326 042	413 887	-	1 690 576	1 666 207	2 083 120
JAPAN.....	-	75 430	75 430	84 694	-	272 552	272 553	306 388
OTH CTY.....	-	28 738	28 821	31 908	-	262 098	262 417	305 366
TOTAL.....	-	1 130 887	1 130 182	1 282 123	-	6 685 453	6 706 071	7 572 347
8210850	FURNITURE NSPF AND PARTS OF, OF UNSPUN FIBROUS VEGETABLE MATERIALS							
MEXICO.....	-	97 444	97 715	100 796	-	519 730	534 872	540 842
POLAND.....	-	87 854	87 854	109 150	-	373 976	374 029	485 059
SPAIN.....	-	69 834	69 845	81 792	-	500 399	500 983	589 644
PORTUGL.....	-	2 403	2 403	3 181	-	29 984	30 034	40 329
ITALY.....	-	85 437	87 171	109 227	-	471 598	481 905	607 050
YUGOSLV.....	-	86 925	87 333	112 244	-	716 502	723 798	916 639
ROMANIA.....	-	28 116	36 526	48 540	-	46 408	61 028	88 545
PHIL R.....	-	265 590	267 601	458 749	-	1 509 525	1 515 795	2 501 602
CHINA M.....	-	4 198	4 238	5 786	-	76 164	77 660	115 568
HG KONG.....	-	445 312	451 419	656 198	-	3 395 797	3 459 070	4 843 273
CHINA T.....	-	42 406	42 406	61 462	-	276 391	276 364	463 531
OTH CTY.....	-	30 145	30 152	40 640	-	178 378	179 521	250 062
TOTAL.....	-	1 245 664	1 264 663	1 787 765	-	8 094 852	8 215 059	11 442 144
8210860	FURNITURE & PARTS, NSPF, ALSO MATTRESSES, CUSHIONS, PILLOWS AND SIMILAR FURNISHINGS							
CANADA.....	-	14 037 946	14 076 550	14 087 742	-	68 867 435	69 230 464	69 316 211
MEXICO.....	-	633 093	635 586	636 630	-	3 159 654	3 163 337	3 170 858
C RICA.....	-	49 113	49 113	53 367	-	63 954	63 954	69 936
COLOMB.....	-	20 349	20 520	23 952	-	177 246	176 716	205 918
BRAZIL.....	-	351 295	350 898	408 263	-	2 209 938	2 209 288	2 583 748
ARGENT.....	-	3 899	3 899	4 537	-	71 592	71 592	83 211
SWEDEN.....	-	161 088	160 841	179 607	-	1 635 595	1 622 016	1 849 660
NORWAY.....	-	188 869	186 135	198 054	-	800 560	783 319	838 973
FINLAND.....	-	97 359	96 966	113 457	-	572 893	567 618	651 444
DENMARK.....	-	93 887	93 877	103 479	-	739 584	736 807	809 942
U KING.....	-	301 746	306 010	333 953	-	1 912 709	1 918 670	2 107 352
IRELAND.....	-	23 566	23 566	25 689	-	168 046	168 046	182 922
NETHLD.....	-	38 154	38 029	44 235	-	401 565	401 633	456 587
BELGIUM.....	-	67 832	68 056	77 714	-	294 339	292 680	348 421
FRANCE.....	-	93 795	95 272	109 679	-	572 786	579 010	648 016
W GERM.....	-	419 382	413 901	464 882	-	3 051 705	3 023 972	3 415 022
SWITZLD.....	-	212 269	212 269	226 242	-	1 167 583	1 167 546	1 300 784
SPAIN.....	-	83 760	83 246	95 050	-	706 467	707 982	821 779
ITALY.....	-	898 433	894 222	1 025 616	-	5 114 015	5 106 709	5 841 734
KOR REP.....	-	74 170	75 575	93 953	-	1 393 372	1 398 791	1 720 546
HG KONG.....	-	32 464	32 686	42 080	-	253 859	258 139	335 881
CHINA T.....	-	531 152	538 312	700 316	-	6 320 082	6 337 802	8 192 191
JAPAN.....	-	269 704	270 576	319 889	-	2 798 281	2 804 978	3 164 246
AUSTRAL.....	-	10 083	10 083	10 795	-	281 525	281 525	293 228
OTH CTY.....	-	37 282	37 285	42 708	-	230 144	231 069	274 245
TOTAL.....	-	18 730 690	18 773 473	19 421 889	-	102 964 929	103 303 663	108 682 855

Table 2. **Schedule A Commodity by Country of Origin, Customs, F.a.s., and C.i.f. Values—Continued**

(See "Explanation of Statistics" for information on coverage, definitions of Customs, f.a.s., and c.i.f. values, sources of error in the data, OTH CTY (other countries), and other definitions and features of the import statistics. Shipments valued less than \$251 are shown only under Schedule A commodity number 990.0000 and excluded from all other commodities.)

Country of origin	Schedule A commodity number, description and unit of quantity							
	Current month				Cumulative, January to date			
	Net quantity	Value (dollars)			Net quantity	Value (dollars)		
Customs		F.a.s.	C.i.f.	Customs		F.a.s.	C.i.f.	
8310005	BILLFOLDS, LETTER CASES AND OTHER FLAT GOODS, LEATHER							
CANADA.....	-	9 957	9 971	10 198	-	71 948	72 079	72 463
MEXICO.....	-	35 541	35 623	36 075	-	156 328	156 943	159 188
HAITI.....	-	1 988	1 988	2 077	-	49 141	49 141	51 021
BRAZIL.....	-	288 671	288 671	319 623	-	1 516 690	1 515 581	1 694 960
U KING.....	-	43 535	43 458	46 039	-	271 193	271 136	284 160
FRANCE.....	-	35 315	35 413	36 505	-	321 783	320 639	330 990
W GERM.....	-	36 500	36 603	38 197	-	209 915	210 957	221 742
SPAIN.....	-	46 545	46 641	49 047	-	320 167	313 179	333 894
ITALY.....	-	333 131	334 517	352 178	-	1 436 291	1 439 066	1 519 184
INDIA.....	-	5 341	5 641	6 391	-	42 340	42 315	50 392
HG KONG.....	-	149 881	151 384	163 947	-	533 076	546 516	576 012
JAPAN.....	-	99 080	99 560	107 289	-	345 163	345 652	369 483
MOROC.....	-	32 647	32 647	36 232	-	194 756	194 757	217 446
OTH CTY.....	-	24 678	24 659	27 119	-	194 109	194 219	209 924
TOTAL.....	-	1 142 810	1 146 776	1 230 917	-	5 662 900	5 672 180	6 090 859
8310012	HANDBAGS OR POCKETBOOKS AND LUGGAGE, OF REPTILE LEATHER							(NO)
FRANCE.....	480	18 052	18 009	18 569	2 884	94 711	95 330	98 571
SPAIN.....	556	15 279	15 279	16 123	3 730	93 353	93 513	98 638
ITALY.....	64	4 074	4 074	4 308	1 786	62 614	62 621	66 803
OTH CTY.....	168	3 115	3 115	3 424	1 649	38 419	38 936	41 068
TOTAL.....	1 268	40 520	40 477	42 424	10 049	289 097	290 400	305 080
8310015	HANDBAGS OR POCKETBOOKS, WOMENS AND CHILDRENS, LEATHER NES							(NO)
CANADA.....	1 351	15 197	15 328	15 328	20 887	291 030	294 555	295 333
MEXICO.....	32 543	169 345	168 496	169 638	123 360	724 375	723 933	729 936
HONDURA.....	7 212	33 437	33 437	35 221	34 978	172 253	172 253	180 186
HAITI.....	7 094	22 466	21 910	23 665	127 699	54 657	52 790	59 884
DOM REP.....	32 673	278 462	278 462	288 706	323 483	1 504 182	1 502 183	1 559 684
COLOMB.....	46 302	333 686	335 963	355 885	208 058	1 646 276	1 655 932	1 757 580
BRAZIL.....	142 222	677 665	671 066	739 068	600 616	2 884 374	2 877 035	3 163 321
URUGUAY.....	18 608	150 772	150 772	161 796	52 677	406 445	406 445	434 054
ARGENT.....	513	8 426	8 426	9 005	3 300	34 228	34 228	36 861
U KING.....	2 075	22 861	23 313	25 818	10 457	105 945	106 801	118 157
FRANCE.....	3 106	84 199	84 658	88 882	32 815	673 724	676 886	710 265
W GERM.....	230	3 418	3 418	3 617	1 400	90 878	91 186	94 046
SPAIN.....	66 247	238 215	238 460	269 178	336 754	1 479 262	1 478 763	1 659 905
ITALY.....	55 862	840 432	844 068	924 028	262 867	4 493 338	4 510 573	4 912 267
LEBANON.....	152 833	806 588	806 588	872 514	803 403	4 530 176	4 530 157	4 984 994
INDIA.....	138 210	480 258	480 581	546 176	458 356	1 584 556	1 582 016	1 830 548
KOR REP.....	60 398	163 739	163 425	182 030	100 529	322 198	322 042	368 426
HG KONG.....	303 106	759 703	775 164	890 243	702 878	1 726 028	1 754 198	2 004 614
CHINA T.....	11 268	20 278	20 393	23 834	19 332	31 823	32 146	36 902
JAPAN.....	38 967	126 024	126 166	141 081	100 380	350 547	350 353	390 533
MOROC.....	31 252	96 208	96 208	108 408	124 208	409 196	409 256	468 302
OTH CTY.....	1 216	13 837	13 837	14 781	18 327	104 166	104 403	113 959
TOTAL.....	1 153 288	5 345 216	5 360 140	5 888 902	4 466 764	23 619 657	23 668 134	25 909 757
8310020	LUGGAGE, BAGS AND CASES NES, LEATHER							
CANADA.....	-	71 446	71 772	72 019	-	319 109	324 871	325 286
MEXICO.....	-	19 051	19 051	19 124	-	45 251	45 343	45 982
COLOMB.....	-	21 012	20 982	22 736	-	89 211	89 281	96 023
BRAZIL.....	-	1 849	1 849	1 849	-	66 856	66 856	72 147
ARGENT.....	-	658	658	793	-	33 164	33 187	36 531
U KING.....	-	18 453	18 531	19 522	-	87 062	87 242	94 183
FRANCE.....	-	32 874	33 446	34 982	-	163 343	165 828	176 042
W GERM.....	-	47 306	47 272	49 860	-	159 963	158 972	170 877
AUSTRIA.....	-	22 097	22 097	23 161	-	45 964	46 009	48 588
SWITZLD.....	-	2 952	2 952	3 191	-	32 345	32 345	33 466
POLAND.....	-	1 622	1 622	1 719	-	41 587	41 324	42 707
SPAIN.....	-	9 126	9 215	11 033	-	58 048	58 177	64 688
ITALY.....	-	240 991	241 585	260 166	-	1 059 176	1 060 647	1 152 632
INDIA.....	-	1 461	1 461	2 026	-	66 715	66 744	82 452
KOR REP.....	-	12 990	12 990	14 616	-	47 812	47 812	53 644
HG KONG.....	-	34 939	34 939	39 639	-	51 717	51 846	58 731
CHINA T.....	-	2 238	2 238	2 389	-	37 298	37 298	37 972
JAPAN.....	-	31 275	31 055	33 483	-	426 511	418 853	452 283
OTH CTY.....	-	26 199	26 329	28 563	-	99 549	99 703	110 317
TOTAL.....	-	598 539	600 044	640 871	-	2 930 681	2 932 338	3 154 551
8310025	FLATGOODS, LUGGAGE ETC, TEXTILE MATERIALS							
FINLAND.....	-	21 677	21 676	22 872	-	50 638	50 637	52 987
U KING.....	-	31 800	31 806	43 079	-	122 430	123 371	144 721
BELGIUM.....	-	480	480	556	-	36 318	36 318	42 452
FRANCE.....	-	18 708	19 149	21 038	-	189 224	191 148	204 948
ITALY.....	-	37 463	37 764	40 536	-	282 229	284 185	314 861
THAILND.....	-	1 691	1 721	1 902	-	34 938	34 968	39 226
PHIL R.....	-	110 908	111 018	124 846	-	381 664	383 221	433 775
KOR REP.....	-	87 571	87 639	99 017	-	635 349	635 122	713 461
HG KONG.....	-	298 257	297 811	347 206	-	1 395 855	1 406 551	1 616 702
CHINA T.....	-	450 169	450 492	517 949	-	2 361 786	2 382 915	2 705 055
JAPAN.....	-	269 695	270 012	297 747	-	2 178 196	2 197 197	2 385 373
OTH CTY.....	-	46 785	48 069	54 324	-	231 540	231 440	260 108
TOTAL.....	-	1 375 204	1 377 637	1 571 072	-	7 899 697	7 957 073	8 913 669

Table 2. Schedule A Commodity by Country of Origin,
Customs, F.a.s., and C.i.f. Values—Continued

(See "Explanation of Statistics" for information on coverage, definitions of Customs, f.a.s., and c.i.f. values, sources of error in the data, OTH CTY (other countries), and other definitions and features of the import statistics. Shipments valued less than \$251 are shown only under Schedule A commodity number 990.0000 and excluded from all other commodities.)

Country of origin	Schedule A commodity number, description and unit of quantity							
	Current month				Cumulative, January to date			
	Net quantity	Value (dollars)			Net quantity	Value (dollars)		
Customs		F.a.s.	C.i.f.	Customs		F.a.s.	C.i.f.	
8310030	HANDBAGS OR POCKETBOOKS, WOMENS AND CHILDRENS, TEXTILE MATERIALS EXCEPT BRAIDED							(NO)
HAITI.....	1 452	4 356	4 356	4 591	13 148	37 129	37 129	39 476
FINLAND.....	78	1 056	1 055	1 227	6 435	45 940	45 939	47 646
FRANCE.....	4 204	76 515	76 550	80 387	27 170	300 064	300 697	324 577
SPAIN.....	1 696	9 456	9 456	10 473	69 530	168 333	166 333	198 216
ITALY.....	22 867	79 052	79 871	93 886	199 256	750 035	756 209	888 657
PHIL R.....	34 954	57 832	61 020	68 956	218 569	311 029	315 456	368 439
KOR REP.....	52 424	87 161	87 161	97 689	288 017	409 463	409 787	464 626
HG KONG.....	346 998	278 332	286 894	335 310	2 708 174	2 649 818	2 712 708	3 135 241
CHINA T.....	260 280	281 611	281 718	314 235	2 242 545	2 520 197	2 523 112	2 886 526
JAPAN.....	8 050	16 527	16 527	19 904	194 547	423 465	425 769	469 885
OTH CTY.....	16 203	33 333	33 384	38 544	75 824	176 014	176 374	202 536
TOTAL.....	749 206	525 231	937 992	1 065 202	6 043 215	7 791 487	7 869 513	9 026 025
8310035	HANDBAGS OR POCKETBOOKS, WOMENS AND CHILDRENS, OF BEADS ETC OR IMITATION GEMSTONES							(NO)
KOR REP.....	8 217	16 107	16 677	17 635	20 269	54 727	56 477	60 336
HG KONG.....	120 115	117 161	117 894	128 718	912 775	714 130	715 790	791 679
JAPAN.....	13 273	9 507	9 805	10 851	65 809	74 965	76 593	85 004
OTH CTY.....	2 420	4 513	4 515	4 831	12 765	29 780	29 824	33 115
TOTAL.....	144 025	147 288	148 891	162 035	1 011 618	873 602	878 684	970 134
8310040	HANDBAGS OR POCKETBOOKS, WOMENS AND CHILDRENS, OF PAPER YARNS							(NO)
ITALY.....	-	-	-	-	13 523	51 254	51 254	64 927
OTH CTY.....	-	-	-	-	15 100	11 980	11 980	15 691
TOTAL.....	-	-	-	-	28 623	63 234	63 234	80 618
8310043	HANDBAGS OR POCKETBOOKS, LUGGAGE AND FLAT GOODS, OF REINFORCED OR LAMINATED PLASTICS							(LB)
BRAZIL.....	-	-	-	-	9 503	33 262	33 262	38 411
W GERM.....	6 351	70 182	70 182	73 364	7 361	73 213	73 213	76 608
JAPAN.....	13 950	30 957	30 957	34 257	40 062	92 968	92 487	102 765
OTH CTY.....	20 134	26 404	26 430	32 023	82 177	127 929	128 077	150 981
TOTAL.....	40 435	127 543	127 569	139 644	139 103	327 372	327 039	368 765
8310045	CASES FOR MUSICAL INSTRUMENTS, PIPES AND CIGAR OR CIGARETTE HOLDERS OF ANY MATERIAL							(NO)
W GERM.....	1 170	21 001	21 043	22 082	18 002	279 692	278 953	296 123
JAPAN.....	13 881	121 780	121 877	130 029	123 556	769 830	770 394	821 333
OTH CTY.....	12 139	33 855	33 903	37 093	53 355	149 577	149 743	163 154
TOTAL.....	27 190	176 636	176 823	189 204	194 913	1 199 099	1 199 090	1 280 610
8310050	FLAT GOODS, LUGGAGE, BAGS AND CASES NES, OF MATERIALS NSPF							
CANADA.....	-	48 980	49 620	49 904	-	159 612	163 196	163 949
MEXICO.....	-	1 094 490	1 094 491	1 094 490	-	4 498 259	4 502 250	4 502 251
JAMAICA.....	-	23 387	23 387	24 955	-	195 696	197 275	209 150
U KING.....	-	54 975	54 997	59 908	-	264 853	264 363	290 320
BELGIUM.....	-	-	-	-	-	103 399	103 399	111 623
FRANCE.....	-	52 359	53 627	56 782	-	192 547	194 055	209 897
W GERM.....	-	93 201	93 347	102 797	-	476 882	476 916	533 926
SPAIN.....	-	9 084	9 084	11 274	-	77 503	77 503	90 704
ITALY.....	-	14 999	15 383	18 049	-	158 044	158 066	178 789
YUGOSLV.....	-	18 018	18 018	22 308	-	61 256	61 142	77 894
ISRAEL.....	-	-	-	-	-	58 942	61 690	67 052
KOR REP.....	-	851 512	848 178	984 602	-	4 374 452	4 369 685	5 023 184
HG KONG.....	-	561 923	569 370	637 293	-	2 869 112	2 899 519	3 217 124
CHINA T.....	-	645 565	649 432	741 758	-	4 630 644	4 652 251	5 296 631
JAPAN.....	-	456 349	457 976	511 982	-	2 280 359	2 279 284	2 541 172
OTH CTY.....	-	34 266	34 413	38 211	-	146 038	146 212	169 486
TOTAL.....	-	3 959 108	3 971 323	4 354 313	-	20 547 598	20 606 836	22 683 152
8310055	HANDBAGS OR POCKETBOOKS, WOMENS AND CHILDRENS, OF MATERIALS NSPF							(NO)
CANADA.....	1 999	14 185	13 652	13 652	32 483	204 275	207 739	207 795
MEXICO.....	8 002	36 325	36 042	36 126	68 712	250 516	250 233	250 614
U KING.....	9 512	13 981	15 251	16 742	51 200	116 660	118 399	133 726
BELGIUM.....	33	289	289	305	7 245	80 639	80 639	84 402
FRANCE.....	4 845	23 920	24 266	26 886	14 028	126 945	127 766	139 364
SPAIN.....	6 632	27 438	27 434	31 209	55 655	212 141	212 136	236 875
ITALY.....	18 987	90 879	92 220	106 746	253 448	1 075 407	1 083 772	1 269 660
PHIL R.....	9 976	10 267	10 257	12 174	45 271	67 798	67 912	83 703
KOR REP.....	798 680	1 588 676	1 575 600	1 749 645	5 753 840	10 950 455	10 921 717	12 063 005
HG KONG.....	570 249	418 700	425 208	494 224	3 956 389	3 251 240	3 279 311	3 753 287
CHINA T.....	859 040	1 017 280	1 022 106	1 204 457	4 318 547	4 920 154	4 945 907	5 821 981
JAPAN.....	20 306	27 255	27 349	30 704	254 025	568 062	569 752	642 553
OTH CTY.....	5 880	25 798	25 798	29 280	173 982	107 644	104 689	116 686
TOTAL.....	2 314 141	3 294 993	3 295 472	3 752 150	14 984 825	21 931 936	21 969 972	24 803 651
8411112	RAINCOATS 3/4 AND LONGER COTTON MENS AND BOYS NOT KNIT NES							(DOZ)
CANADA.....	3	1 521	1 523	1 529	447	216 061	216 254	216 407
U KING.....	5	5 753	5 753	5 880	99	52 231	52 231	54 693
FRANCE.....	6	2 680	2 680	3 016	218	109 608	109 659	116 875
W GERM.....	11	6 323	6 323	6 646	143	65 904	65 904	69 495
SPAIN.....	93	40 642	40 642	42 083	789	231 984	231 985	243 388
ITALY.....	-	-	-	-	66	38 719	38 822	41 346
YUGOSLV.....	121	31 090	31 090	33 513	289	70 480	70 480	76 490

Table 2. Schedule A Commodity by Country of Origin,
Customs, F.a.s., and C.i.f. Values—Continued

(See "Explanation of Statistics" for information on coverage, definitions of Customs, f.a.s., and c.i.f. values, sources of error in the data, OTH CTY (other countries), and other definitions and features of the import statistics. Shipments valued less than \$251 are shown only under Schedule A commodity number 990.0000 and excluded from all other commodities.)

Country of origin	Schedule A commodity number, description and unit of quantity							
	Current month				Cumulative, January to date			
	Net quantity	Value (dollars)			Net quantity	Value (dollars)		
Customs		F.a.s.	C.i.f.	Customs		F.a.s.	C.i.f.	
ISRAEL.....	-	-	-	-	343	62 290	62 290	68 784
THAILND.....	274	13 251	13 913	15 442	1 083	110 505	110 969	119 868
CHINA M.....	-	-	-	-	3 240	103 896	103 896	109 608
KOR REP.....	-	-	-	-	1 666	144 820	150 612	162 221
HG KONG.....	976	41 814	41 814	45 685	1 505	57 888	57 872	63 259
JAPAN.....	981	72 783	72 783	84 738	2 193	124 646	124 646	139 546
OTH CTY.....	252	22 811	22 811	24 425	491	58 912	59 196	65 451
TOTAL.....	2 722	238 668	239 332	262 957	12 572	1 447 944	1 454 816	1 547 431
8411114	COATS SUIT-TYPE ETC COTTON MENS AND BOYS NOT KNIT							(DOZ)
CANADA.....	38	12 965	13 228	13 274	491	129 479	132 293	133 667
URUGUAY.....	-	-	-	-	158	32 380	32 380	34 214
BELGIUM.....	7	1 537	1 537	1 641	483	72 995	72 995	79 136
FRANCE.....	220	76 117	76 132	78 983	5 023	1 189 405	1 189 836	1 265 325
AUSTRIA.....	99	29 023	29 023	30 539	400	97 469	97 469	101 535
POLAND.....	308	56 725	56 725	61 798	4 480	566 521	566 521	649 852
SPAIN.....	321	68 439	68 439	70 653	3 985	744 515	744 515	777 351
ITALY.....	76	19 026	19 063	21 002	4 763	841 734	841 983	898 679
YUGOSLV.....	360	32 063	32 063	36 340	12 345	1 594 728	1 594 730	1 698 670
TURKEY.....	-	-	-	-	1 043	119 931	119 931	135 453
INDIA.....	84	6 551	6 551	7 654	3 020	187 978	188 194	223 241
SINGAPR.....	-	-	-	-	2 055	152 781	153 883	161 383
PHIL R.....	-	-	-	-	2 426	114 073	122 462	129 287
MACAO.....	450	40 500	40 500	45 260	2 238	102 989	102 989	110 579
CHINA M.....	-	-	-	-	6 050	178 395	178 395	188 559
KOR REP.....	251	46 684	46 684	49 733	1 919	150 542	150 542	162 401
HG KONG.....	2 874	172 117	172 979	189 489	11 444	712 001	709 934	788 400
CHINA T.....	275	31 680	31 680	34 060	2 479	265 949	265 890	281 545
JAPAN.....	3 573	345 751	346 919	374 847	10 006	779 930	784 362	848 195
OTH CTY.....	534	40 558	40 532	43 236	1 733	175 325	173 322	185 869
TOTAL.....	9 470	979 736	982 055	1 058 509	76 541	8 209 120	8 222 626	8 853 541
8411116	COATS COTTON MENS AND BOYS NES NOT KNIT							(DOZ)
CANADA.....	1 038	171 176	187 656	187 656	6 014	885 573	968 356	969 110
MEXICO.....	427	23 828	23 828	23 828	3 353	188 806	188 596	188 596
BELIZE.....	265	14 503	14 510	14 860	915	52 816	52 847	54 011
C RICA.....	-	-	-	-	633	32 638	32 638	34 143
COLOMB.....	225	20 264	20 264	21 186	753	60 918	60 918	64 042
U KING.....	137	15 998	15 998	17 827	1 053	235 459	233 733	248 399
BELGIUM.....	7	941	941	1 074	101	36 632	36 632	38 333
FRANCE.....	11	5 714	5 714	6 026	481	113 929	113 801	121 928
W GERM.....	594	93 070	93 070	94 790	627	109 840	109 845	112 411
POLAND.....	174	21 242	21 242	23 511	278	33 460	33 460	39 140
SPAIN.....	-	-	-	-	952	164 438	164 439	175 053
ITALY.....	-	-	-	-	735	146 822	146 874	163 168
YUGOSLV.....	1 231	204 951	204 951	210 339	3 193	407 188	407 187	429 633
ROMANIA.....	-	-	-	-	2 764	47 000	47 000	49 639
TURKEY.....	109	14 724	14 724	15 816	745	90 352	90 352	100 647
ISRAEL.....	20	3 582	3 582	4 013	369	65 844	65 844	71 364
INDIA.....	515	24 820	24 820	29 495	5 396	257 576	257 584	310 781
THAILND.....	1 110	44 890	44 890	48 661	2 426	96 917	98 145	110 039
S VETNM.....	-	-	-	-	1 987	75 154	79 412	85 915
MALAYSIA.....	1 828	66 873	65 332	70 480	4 986	181 332	180 115	192 887
SINGAPR.....	470	21 140	21 351	23 840	3 769	170 992	171 203	178 762
PHIL R.....	-	-	-	-	4 228	119 032	119 032	127 165
MACAO.....	1 444	105 240	105 240	118 353	7 980	337 401	337 710	363 398
CHINA M.....	-	-	-	-	22 834	643 576	643 917	687 001
KOR REP.....	3 902	269 186	267 584	304 071	12 344	723 294	713 221	786 653
HG KONG.....	12 252	740 871	751 178	869 332	55 514	3 014 677	3 028 731	3 433 603
CHINA T.....	500	67 499	68 027	73 557	5 094	598 495	599 023	659 727
JAPAN.....	4 427	370 483	376 089	423 172	17 338	1 139 448	1 153 496	1 270 524
OTH CTY.....	1 009	36 299	36 299	37 862	2 423	119 067	117 514	125 582
TOTAL.....	31 695	2 337 294	2 367 290	2 619 749	169 285	10 148 676	10 251 625	11 191 684
8411122	COATS SUIT-TYPE WOOL MENS AND BOYS NOT KNIT							(NO)
CANADA.....	285	17 575	17 610	17 673	5 911	349 899	350 340	353 597
COLOMB.....	3 839	84 294	80 908	84 704	22 204	460 280	456 888	476 259
U KING.....	100	2 651	2 651	2 857	1 734	39 711	39 722	42 127
FRANCE.....	3 557	112 884	112 854	115 922	21 908	667 892	668 105	706 551
ITALY.....	104	6 889	6 889	7 241	3 182	204 988	203 842	215 347
KOR REP.....	6 591	142 549	127 668	142 063	8 123	170 786	155 905	172 658
OTH CTY.....	67	2 936	2 859	3 227	2 590	57 630	57 510	62 722
TOTAL.....	14 543	369 778	351 439	373 687	65 652	1 951 186	1 932 312	2 029 261
8411124	COATS SEPARATE OTHER WOOL MENS AND BOYS NOT KNIT							(NO)
CANADA.....	86	5 229	5 243	5 243	1 856	102 105	102 316	102 395
MEXICO.....	-	-	-	-	15 155	96 593	96 173	98 236
U KING.....	3 166	7 268	7 254	7 950	10 415	93 061	93 071	97 771
FRANCE.....	663	13 162	13 147	15 136	1 417	50 149	50 136	54 698
SPAIN.....	1 615	66 676	66 676	68 807	2 824	104 151	104 152	108 821
ITALY.....	1 739	77 923	78 157	85 359	3 663	175 244	175 137	189 559
YUGOSLV.....	1 321	18 810	18 812	23 941	1 757	30 928	30 930	37 381
OTH CTY.....	54	2 589	2 589	2 960	1 584	41 598	41 691	47 609
TOTAL.....	8 644	191 657	191 878	209 396	38 671	693 829	693 606	736 470

Table 2. Schedule A Commodity by Country of Origin, Customs, F.a.s., and C.i.f. Values—Continued

(See "Explanation of Statistics" for information on coverage, definitions of Customs, f.a.s., and c.i.f. values, sources of error in the data, OTH CTY (other countries), and other definitions and features of the import statistics. Shipments valued less than \$251 are shown only under Schedule A commodity number 990.0000 and excluded from all other commodities.)

Country of origin	Schedule A commodity number, description and unit of quantity							
	Current month				Cumulative, January to date			
	Net quantity	Value (dollars)			Net quantity	Value (dollars)		
Customs		F.a.s.	C.i.f.	Customs		F.a.s.	C.i.f.	
8411126	COATS, MAN-MADE FIBERS, MENS AND BOYS, NOT KNIT							(DOZ)
CANADA.....	16	4 468	4 328	4 328	157	61 549	61 505	60 729
MEXICO.....	5 994	481 699	473 549	482 483	35 763	3 008 428	2 950 286	3 014 916
SALVADR.....	9	434	434	500	2 066	85 093	85 093	87 551
C RICA.....	224	10 147	10 147	10 622	1 720	77 507	77 544	81 019
HAITI.....	263	12 668	12 668	13 000	1 755	95 826	96 231	99 754
COLOMB.....	2 640	146 733	146 743	153 508	27 911	1 043 956	1 003 835	1 087 530
U KING.....	13	6 048	6 048	6 375	390	93 898	94 144	99 977
BELGIUM.....	6	4 158	4 158	4 427	65	30 047	30 047	31 438
FRANCE.....	6	2 092	2 092	2 341	245	89 878	89 886	96 358
W GERM.....	-	-	-	-	117	55 528	55 567	61 137
AUSTRIA.....	2	354	360	401	147	36 095	36 251	38 643
SPAIN.....	-	-	-	-	583	114 095	114 095	119 069
ITALY.....	10	2 232	2 232	2 496	1 050	153 121	153 033	168 898
YUGOSLV.....	-	-	-	-	237	34 279	34 279	36 807
THAILND.....	15 843	371 017	372 344	421 174	60 533	1 238 623	1 245 644	1 358 862
MALAYSA.....	-	-	-	-	2 350	37 337	38 350	39 836
SINGAPR.....	639	16 106	16 106	16 794	23 448	546 520	550 941	584 039
PHIL R.....	4 396	126 771	128 580	147 020	33 166	856 461	860 218	952 182
MACAO.....	5 708	116 566	116 566	122 682	9 252	193 414	195 196	209 057
KOR REP.....	40 148	1 847 391	1 862 802	2 231 745	196 553	7 986 874	8 039 244	9 291 347
HG KONG.....	6 586	365 256	366 152	413 637	19 914	920 485	921 709	1 023 420
CHINA T.....	16 163	609 691	614 789	707 192	62 400	1 812 888	1 823 112	2 088 255
JAPAN.....	1 647	82 393	82 775	98 838	6 271	489 379	490 553	535 397
OTH CTY.....	299	13 162	13 162	14 109	1 393	82 402	81 767	87 953
TOTAL.....	100 612	4 219 386	4 236 035	4 853 672	487 486	19 143 683	19 128 530	21 254 174
8411142	TROUSERS, SLACKS, AND SHORTS ETC COTTON MENS AND BOYS NES NOT KNIT							(DOZ)
CANADA.....	1 347	111 593	118 186	118 186	12 401	941 996	967 182	968 725
MEXICO.....	2 443	100 174	100 174	100 174	21 924	1 103 515	1 104 826	1 105 325
GUATMAL.....	2 852	118 066	118 066	128 913	13 929	481 783	471 808	514 047
BELIZE.....	-	-	-	-	3 756	179 703	179 810	185 215
NICARAG.....	114	4 778	4 778	5 082	5 280	224 287	224 287	235 275
COLOMB.....	646	42 072	42 072	44 525	1 594	95 176	95 176	101 352
BRAZIL.....	430	19 709	19 709	22 671	1 602	75 340	75 340	85 209
U KING.....	271	13 034	13 000	14 049	1 430	109 453	109 539	118 899
BELGIUM.....	17	2 067	2 067	2 282	744	54 892	54 892	60 180
FRANCE.....	969	129 148	129 072	138 595	10 214	1 366 700	1 370 446	1 470 413
W GERM.....	297	22 826	22 826	23 517	1 034	50 653	50 713	53 993
POLAND.....	308	27 890	27 890	30 367	4 245	255 491	255 492	297 103
SPAIN.....	3	288	288	332	1 942	185 767	185 767	199 094
ITALY.....	162	18 744	18 751	20 606	5 775	492 807	492 941	533 975
YUGOSLV.....	641	28 508	28 508	31 259	13 000	646 571	652 071	704 925
TURKEY.....	172	8 741	8 741	9 646	1 828	93 780	93 780	105 681
INDIA.....	725	29 119	29 119	35 290	8 699	385 569	385 577	459 622
MALAYSA.....	1 446	27 200	28 016	30 507	2 255	38 814	39 630	42 996
SINGAPR.....	1 061	38 121	38 121	40 898	7 270	171 934	171 282	180 656
MACAO.....	755	18 294	18 294	19 153	9 918	238 381	238 381	254 439
CHINA M.....	-	-	-	-	2 514	58 625	58 625	63 205
KOR REP.....	647	40 124	40 124	43 254	44 371	1 124 052	1 130 487	1 201 761
HG KONG.....	179 389	6 293 541	6 415 378	7 165 208	808 112	24 893 236	25 176 602	27 628 246
CHINA T.....	17 854	374 938	379 195	407 369	193 204	3 845 024	3 883 711	4 155 809
JAPAN.....	400	9 400	9 400	10 042	12 019	266 898	266 898	283 959
OTH CTY.....	1 007	51 889	51 889	55 274	5 598	234 641	235 282	252 304
TOTAL.....	213 956	7 530 264	7 663 664	8 497 199	1 194 658	37 615 088	37 970 545	41 262 408
8411144	TROUSERS ETC WOOL MENS AND BOYS NOT KNIT							(NO)
CANADA.....	505	10 676	10 688	10 782	11 078	218 177	218 808	220 105
COLOMB.....	1 955	19 605	19 410	20 591	7 395	76 758	76 372	80 364
FRANCE.....	5 546	100 207	100 250	107 282	46 194	736 816	736 849	783 838
ITALY.....	1 073	16 691	16 571	18 459	28 629	463 965	463 771	497 745
KOR REP.....	21 486	148 983	142 808	159 187	95 776	692 084	683 868	775 899
OTH CTY.....	2 483	27 981	28 492	29 759	8 706	95 818	96 431	102 303
TOTAL.....	33 048	324 143	318 219	346 060	197 778	2 283 618	2 276 099	2 460 254
8411146	TROUSERS, SLACKS, SHORTS AND ETC OF MANMADE FIBER, MENS AND BOYS, NOT KNIT							(DOZ)
CANADA.....	188	20 491	20 468	20 546	875	69 827	70 473	70 609
MEXICO.....	41 392	1 228 046	1 469 725	1 230 550	164 346	4 140 640	4 386 912	4 149 746
BELIZE.....	2 593	63 091	63 133	64 726	3 553	91 865	91 924	93 938
SALVADR.....	-	-	-	-	2 403	81 380	81 380	82 901
HAITI.....	126	7 505	7 506	7 709	2 261	105 364	105 365	108 953
COLOMB.....	160	12 111	12 505	13 392	381	296 892	297 513	309 568
BRAZIL.....	-	-	-	-	567	30 600	30 600	32 189
U KING.....	26	5 254	5 196	5 475	1 392	84 344	84 473	88 931
FRANCE.....	873	66 936	66 936	72 625	4 968	437 723	438 126	471 998
AUSTRIA.....	2	327	333	369	204	50 479	50 641	54 541
SPAIN.....	27	2 162	2 162	2 460	624	45 533	45 533	47 465
ITALY.....	20	3 511	3 511	3 972	1 456	139 357	139 344	151 627
SINGAPR.....	48	6 699	669	857	2 135	65 163	57 882	62 003
KOR REP.....	7 084	318 699	320 154	384 152	69 963	2 689 590	2 690 543	3 071 025
HG KONG.....	4 730	199 203	200 792	210 534	17 945	726 111	723 139	762 562
CHINA T.....	18 033	418 366	418 828	462 643	55 261	1 521 149	1 524 198	1 703 908
JAPAN.....	1 123	55 173	55 173	57 987	1 890	96 374	96 374	101 122
OTH CTY.....	486	20 831	20 831	23 264	2 576	110 982	111 002	118 065
TOTAL.....	76 911	2 428 405	2 667 922	2 561 261	340 800	10 783 373	11 025 422	11 481 151

Table 2. Schedule A Commodity by Country of Origin, Customs, F.a.s., and C.i.f. Values—Continued

(See "Explanation of Statistics" for information on coverage, definitions of Customs, f.a.s., and c.i.f. values, sources of error in the data, OTH CTY (other countries), and other definitions and features of the import statistics. Shipments valued less than \$251 are shown only under Schedule A commodity number 990.0000 and excluded from all other commodities.)

Country of origin	Schedule A commodity number, description and unit of quantity							
	Current month				Cumulative, January to date			
	Net quantity	Value (dollars)			Net quantity	Value (dollars)		
Customs		F.a.s.	C.i.f.	Customs		F.a.s.	C.i.f.	
8411162	DRESSING GOWNS ETC COTTON MENS AND BOYS NES NOT KNIT							(DOZ)
BRAZIL.....	93	10 516	10 516	11 434	5 016	117 591	117 591	125 764
HG KONG.....	504	13 535	13 575	14 647	5 000	238 209	238 489	265 338
OTH CTY.....	1 339	34 533	34 671	38 136	2 314	89 937	93 175	101 748
TOTAL.....	1 936	58 584	58 762	64 217	8 330	445 737	449 255	492 850
8411164	DRESSING GOWNS ETC WOOL MENS A BOYS NOT KNIT							(NO)
OTH CTY.....	157	3 062	3 039	3 269	188	6 606	6 583	7 029
TOTAL.....	157	3 062	3 039	3 269	188	6 606	6 583	7 029
8411166	DRESSING GOWNS ROBES ETC MAN-MADE FIBER MENS AND BOYS NOT KNIT							(DOZ)
OTH CTY.....	3	666	666	747	187	13 441	13 457	14 148
TOTAL.....	3	666	666	747	187	13 441	13 457	14 148
8411176	SUITS OF MAN-MADE FIBERS MENS AND BOYS NOT KNIT							(NO)
CANADA.....	309	10 046	10 088	10 127	6 385	291 663	299 046	302 648
SALVADR.....	2 680	20 100	20 100	20 702	5 418	46 991	46 991	48 356
COLOMB.....	6 789	103 328	103 328	107 054	28 141	784 129	784 209	809 156
URUGUAY.....	-	-	-	-	3 307	98 384	98 382	103 762
BELGIUM.....	900	47 912	47 912	49 557	8 347	439 222	439 222	457 407
FRANCE.....	1 549	64 554	64 283	68 499	12 692	549 052	547 976	581 269
W GERM.....	12	575	575	590	241	34 703	34 705	36 665
POLAND.....	-	-	-	-	3 394	56 491	56 491	68 541
ITALY.....	675	23 957	23 957	26 557	3 873	131 488	131 680	143 161
YUGOSLV.....	9 332	165 729	165 729	179 407	41 759	741 332	740 972	803 258
KOR REP.....	1 714	19 425	19 385	20 542	94 331	1 740 540	1 740 273	1 850 575
HG KONG.....	6 088	70 261	70 633	73 640	60 827	823 669	813 657	869 034
CHINA T.....	33 338	246 074	246 074	295 620	143 464	1 029 471	1 030 791	1 202 151
JAPAN.....	21	390	390	547	9 377	150 092	144 452	152 144
OTH CTY.....	264	11 356	11 356	12 387	3 061	82 244	82 369	87 754
TOTAL.....	63 671	783 707	783 810	865 229	424 617	6 999 471	6 991 222	7 515 881
8411191	WEARING APPAREL, OTHER, COTTON, MENS AND BOYS NES NOT KNIT							(LB)
CANADA.....	916	8 150	8 896	8 937	12 605	82 366	84 802	85 588
MEXICO.....	704	2 394	2 394	2 394	39 469	74 201	74 281	74 335
BELIZE.....	59 215	155 886	154 530	158 241	235 218	624 548	623 512	637 485
SALVADR.....	-	-	-	-	11 782	86 076	86 076	89 399
U KING.....	2 490	20 708	22 417	23 223	6 954	67 453	71 800	76 123
FRANCE.....	681	10 952	10 952	12 036	4 425	85 975	86 161	93 122
POLAND.....	6 582	22 256	22 256	28 044	20 196	75 106	75 106	89 465
ITALY.....	760	14 431	14 385	14 925	13 131	134 987	135 211	148 122
YUGOSLV.....	1 200	5 476	5 476	5 732	3 651	36 555	36 555	38 304
INDIA.....	3 896	24 375	24 375	28 522	21 346	96 809	96 809	111 635
PAKISTN.....	14 959	31 692	31 692	33 711	60 351	103 851	103 851	110 946
INDNSIA.....	52 106	111 816	111 816	119 786	124 173	270 259	270 259	288 819
MACAO.....	-	-	-	-	23 893	53 674	53 674	56 378
CHINA M.....	-	-	-	-	679 198	1 248 813	1 249 012	1 325 674
KOR REP.....	50 071	99 152	98 672	105 952	220 583	422 430	422 478	465 596
HG KONG.....	160 092	403 404	408 362	439 511	1 077 769	2 755 055	2 767 569	2 967 248
CHINA T.....	499	1 232	1 232	1 295	96 219	220 785	222 785	244 487
JAPAN.....	21 720	61 518	61 561	64 486	250 970	838 345	837 144	878 591
OTH CTY.....	8 718	30 310	30 336	32 203	53 007	144 977	144 440	155 203
TOTAL.....	384 609	1 003 752	1 009 352	1 078 998	2 954 940	7 422 265	7 441 525	7 936 480
8411193	SUITS WOOL MENS AND BOYS NOT KNIT							(NO)
CANADA.....	3 153	234 320	235 320	236 150	33 915	2 441 016	2 461 664	2 478 337
MEXICO.....	12	302	302	319	1 703	70 937	70 937	73 301
COLOMB.....	10 011	345 023	339 782	351 266	71 629	2 475 402	2 462 530	2 544 618
URUGUAY.....	-	-	-	-	2 409	80 054	80 054	85 114
SWEDEN.....	34	2 977	2 977	3 152	1 260	92 385	92 385	95 702
U KING.....	49	1 990	1 990	2 133	1 515	172 545	173 107	181 912
BELGIUM.....	47	2 583	2 583	2 700	1 319	82 824	82 824	86 295
FRANCE.....	15 104	705 792	708 770	735 920	118 669	5 212 956	5 215 795	5 486 426
W GERM.....	56	3 665	3 665	4 003	1 793	174 975	175 021	186 527
POLAND.....	-	-	-	-	2 848	52 521	52 521	61 838
SPAIN.....	14	559	559	631	1 073	47 688	47 688	52 123
ITALY.....	1 076	75 536	75 534	80 460	13 180	812 743	809 838	858 297
KOR REP.....	37 929	1 231 705	1 163 832	1 229 282	122 138	3 776 458	3 624 952	3 855 355
HG KONG.....	420	19 349	19 211	21 539	4 046	147 079	146 378	164 855
JAPAN.....	-	-	-	-	7 997	244 371	223 071	232 133
OTH CTY.....	83	1 996	1 996	2 480	2 038	54 091	54 090	60 306
TOTAL.....	67 988	2 625 797	2 556 521	2 670 035	387 532	15 938 045	15 772 855	16 503 139
8411195	OUTER GARMENTS, WOOL NES MENS AND BOYS NOT KNIT							(LB)
CANADA.....	481	3 651	3 659	3 707	1 789	31 869	31 923	32 146
SWEDEN.....	1 065	26 325	26 325	27 411	12 452	318 710	318 710	329 853
FRANCE.....	309	6 305	6 305	6 694	3 483	74 313	74 216	79 375
W GERM.....	135	3 038	3 038	3 247	1 649	47 262	47 223	49 035
ITALY.....	70	571	571	586	1 504	33 443	33 443	35 374
OTH CTY.....	341	3 364	3 365	3 843	3 472	24 567	24 568	27 845
TOTAL.....	2 401	43 254	43 263	45 488	24 349	530 164	530 083	553 628

Table 2. Schedule A Commodity by Country of Origin, Customs, F.a.s., and C.i.f. Values—Continued

(See "Explanation of Statistics" for information on coverage, definitions of Customs, f.a.s., and c.i.f. values, sources of error in the data, OTH CTY (other countries), and other definitions and features of the import statistics. Shipments valued less than \$251 are shown only under Schedule A commodity number 990.0000 and excluded from all other commodities.)

Country of origin	Schedule A commodity number, description and unit of quantity							
	Current month				Cumulative, January to date			
	Net quantity	Value (dollars)			Net quantity	Value (dollars)		
Customs		F.a.s.	C.i.f.	Customs		F.a.s.	C.i.f.	
8411199	OUTER GARMENTS, TEXTILE FIBERS EXCEPT COTTON AND WOOL MENS AND BOYS NES NOT KNIT							(LB)
CANADA.....	2 289	27 079	27 137	27 171	7 110	98 077	98 449	98 945
MEXICO.....	5 529	16 867	16 905	16 936	31 386	125 349	124 857	125 627
BELIZE.....	32 424	91 841	91 894	93 881	216 538	599 133	599 138	612 554
SALVADR.....	3 692	24 266	16 079	16 583	27 590	168 882	160 695	165 521
COLOMB.....	168	2 074	2 074	2 167	5 906	34 005	34 005	35 521
SWEDEN.....	469	11 975	11 933	12 382	1 743	50 420	50 378	52 348
U KING.....	265	5 589	5 589	5 852	1 702	34 336	34 233	36 373
FRANCE.....	2 652	63 675	63 447	67 477	51 564	782 860	778 910	822 054
POLAND.....	2 493	14 242	14 242	16 056	5 564	37 857	37 857	41 918
SPAIN.....	275	4 272	4 272	4 588	2 533	31 996	31 996	33 567
ITALY.....	1 185	29 191	29 301	32 751	10 297	296 285	296 576	317 469
YUGOSLV.....	-	-	-	-	7 873	43 152	43 160	47 767
THAILND.....	-	-	-	-	39 088	198 700	198 700	207 346
MALAYSA.....	85 575	201 934	197 555	220 036	151 406	331 856	326 264	362 753
SINGAPR.....	48 856	113 793	111 611	120 590	72 250	170 017	167 694	182 362
PHIL R.....	34 587	68 365	70 695	78 543	70 550	108 066	111 244	135 108
KOR REP.....	106 467	261 763	266 474	304 565	317 081	1 063 086	1 067 797	1 166 315
HG KONG.....	160 668	313 923	316 742	366 015	232 464	519 995	523 708	591 343
CHINA T.....	153 003	348 518	349 085	382 462	419 306	954 107	973 844	1 065 362
JAPAN.....	-	-	-	-	9 908	62 522	62 768	67 090
OTH CTY.....	1 563	11 360	11 917	12 906	21 582	94 626	95 252	104 813
TOTAL.....	642 160	1 610 727	1 606 952	1 780 981	1 703 441	5 805 327	5 817 525	6 272 216
8411310	PAJAMAS AND OTHER NIGHTWEAR, MENS & BOYS COTTON OR MAN-MADE, NOT KNIT							(DOZ)
DOM REP.....	8 117	203 330	203 330	211 826	35 726	842 177	842 177	879 224
THAILND.....	-	-	-	-	10 136	222 021	226 123	242 294
SINGAPR.....	2 166	48 158	48 158	53 007	12 326	247 479	243 816	265 443
HG KONG.....	18 314	462 707	464 986	500 239	99 961	2 296 927	2 296 952	2 429 828
CHINA T.....	6 550	127 580	127 580	140 998	17 194	290 159	290 159	318 444
JAPAN.....	-	-	-	-	2 000	31 500	33 075	35 458
OTH CTY.....	48	2 040	2 040	2 195	1 594	48 333	48 344	51 121
TOTAL.....	35 195	843 815	846 094	908 265	178 937	3 978 596	3 980 646	4 221 812
8411332	SHIRTS, DRESS, MENS AND BOYS, POPLIN AND BROADCLOTH, NOT KNIT, NOT ORNAMENTED							(DOZ)
INDIA.....	885	37 565	38 565	43 037	4 951	196 116	197 126	222 969
KOR REP.....	-	-	-	-	3 597	56 904	56 904	63 875
HG KONG.....	7	919	919	995	12 640	264 651	259 161	274 825
CHINA T.....	-	-	-	-	3 619	65 006	65 006	68 342
OTH CTY.....	-	-	-	-	2 245	9 985	9 985	11 452
TOTAL.....	892	38 484	39 484	44 032	25 052	592 662	588 182	641 463
8411336	SHIRTS, DRESS, MENS AND BOYS, COTTON, NES, NOT KNIT							(DOZ)
MEXICO.....	39	2 064	2 064	2 163	1 218	59 238	59 238	59 973
HAITI.....	-	-	-	-	4 503	65 421	65 420	68 174
U KING.....	88	5 399	5 399	6 048	1 022	129 017	129 188	140 840
IRELAND.....	19	2 884	2 913	3 330	317	51 483	51 489	55 667
FRANCE.....	179	28 249	28 231	30 029	1 135	170 900	170 401	180 509
W GERM.....	250	39 007	39 985	42 759	1 481	238 485	238 389	263 025
ITALY.....	589	57 793	57 862	63 451	2 561	292 316	292 344	317 903
ISRAEL.....	-	-	-	-	914	43 015	43 015	46 655
INDIA.....	5 429	205 581	205 618	238 233	34 655	1 112 754	1 113 592	1 299 926
THAILND.....	-	-	-	-	6 251	70 410	71 698	91 415
MALAYSA.....	-	-	-	-	4 146	70 022	73 249	80 948
KOR REP.....	1 654	24 787	24 787	27 998	7 747	122 037	122 521	137 500
HG KONG.....	8 674	154 730	158 655	179 532	69 052	1 470 718	1 452 857	1 603 054
OTH CTY.....	172	7 174	7 179	8 718	4 384	135 047	134 369	152 206
TOTAL.....	17 093	527 668	531 693	602 261	139 386	4 030 863	4 017 770	4 497 795
8411350	SHIRTS, WORK, MENS AND BOYS, COTTON, NOT KNIT							(DOZ)
HAITI.....	-	-	-	-	2 617	73 968	73 968	77 047
ROMANIA.....	-	-	-	-	2 913	35 118	36 716	40 543
MACAO.....	-	-	-	-	2 058	37 991	37 991	41 528
CHINA M.....	9 632	160 333	160 333	186 671	14 096	244 423	244 423	279 058
KOR REP.....	-	-	-	-	2 494	57 861	57 861	62 754
HG KONG.....	20 264	395 379	397 477	429 476	82 840	1 805 782	1 801 030	1 948 754
CHINA T.....	1 650	22 575	22 575	26 219	24 610	605 959	609 556	670 439
OTH CTY.....	1 193	16 979	16 899	19 144	2 949	71 708	72 236	77 971
TOTAL.....	32 739	595 266	597 284	661 510	134 577	2 932 810	2 933 781	3 198 094
8411361	SHIRTS, SPORT, MENS AND BOYS, CORDUROY, NOT ORNAMENTED, OR KNIT							(DOZ)
CHINA M.....	-	-	-	-	1 304	36 941	36 941	42 440
KOR REP.....	1 447	52 345	53 140	57 963	1 674	65 702	66 627	71 887
HG KONG.....	1 584	67 732	69 705	75 389	5 342	188 741	191 271	209 738
OTH CTY.....	349	15 492	15 172	16 870	356	17 199	16 879	18 790
TOTAL.....	3 380	135 569	138 017	150 222	8 676	308 583	311 718	342 855
8411363	SHIRTS, SPORT, MENS AND BOYS, COTTON GINGHAM, NOT ORNAMENTED, NOT KNIT							(DOZ)
HG KONG.....	391	10 088	10 693	11 763	15 836	332 805	333 410	348 483
OTH CTY.....	-	-	-	-	110	1 697	1 697	1 934
TOTAL.....	391	10 088	10 693	11 763	15 946	334 502	335 107	350 417

Table 2. Schedule A Commodity by Country of Origin,
Customs, F.a.s., and C.i.f. Values—Continued

(See "Explanation of Statistics" for information on coverage, definitions of Customs, f.a.s., and c.i.f. values, sources of error in the data, OTH CTY (other countries), and other definitions and features of the import statistics. Shipments valued less than \$251 are shown only under Schedule A commodity number 990.0000 and excluded from all other commodities.)

Country of origin	Schedule A commodity number, description and unit of quantity								
	Net quantity	Current month			Net quantity	Cumulative, January to date			
		Value (dollars)				Value (dollars)			
		Customs	F.a.s.	C.i.f.		Customs	F.a.s.	C.i.f.	
8411365	SHIRTS, SPORT, MEN AND BOYS, COTTON FLANNEL, NOT KNIT, NOT ORNAMENTED							(DOZ)	
JAMAICA.....	12 506	173 585	173 585	178 156	38 101	665 130	665 130	678 941	
PORTUGL.....	7 141	224 214	217 279	230 779	62 450	1 821 160	1 814 225	1 930 352	
MALAYSA.....	1 540	29 453	30 337	34 509	17 430	313 014	320 916	366 259	
MACAO.....	2 802	38 223	38 223	45 437	4 404	67 557	67 557	79 334	
CHINA M.....	23 540	396 624	396 724	460 493	47 008	792 625	792 725	913 274	
KOR REP.....	-	-	-	-	19 132	550 384	556 384	612 846	
HG KONG.....	70 136	1 190 093	1 208 034	1 378 192	279 962	4 745 162	4 707 893	5 300 249	
CHINA T.....	39 096	703 074	709 105	816 293	78 844	1 468 762	1 475 105	1 685 328	
JAPAN.....	-	-	-	-	3 482	161 632	161 632	170 367	
OTH CTY.....	837	20 510	19 416	21 990	1 155	24 782	23 688	27 304	
TOTAL.....	157 598	2 775 776	2 792 703	3 165 849	551 968	10 616 208	10 585 255	11 764 254	
8411367	SHIRTS, SPORT, MENS AND BOYS, COTTON, NOT KNIT, NES							(DOZ)	
CANADA.....	14	1 141	1 147	1 147	307	33 451	33 460	33 545	
MEXICO.....	1 491	60 771	63 981	65 894	7 470	285 103	268 993	297 529	
GUATMAL.....	444	17 580	17 625	18 522	1 478	41 293	41 338	44 015	
JAMAICA.....	-	-	-	-	5 907	85 572	85 572	87 532	
HAITI.....	-	-	-	-	7 693	137 728	137 728	144 210	
U KING.....	21	2 900	2 900	3 120	721	48 820	47 307	51 747	
FRANCE.....	91	12 241	12 318	13 248	1 089	136 894	137 342	146 972	
W GERM.....	35	5 437	5 437	5 769	462	56 259	55 868	61 830	
ITALY.....	396	23 827	23 827	26 667	1 334	109 834	110 083	120 156	
ISRAEL.....	306	18 360	18 360	21 396	3 594	149 561	149 781	164 261	
INDIA.....	11 315	390 744	390 776	462 796	67 586	2 449 676	2 452 352	2 866 631	
THAILND.....	10 375	255 759	255 759	294 292	15 298	364 391	364 391	422 023	
MALAYSA.....	2 993	60 449	61 992	67 766	19 449	385 065	389 756	435 385	
SINGAPR.....	-	-	-	-	1 780	74 692	74 023	86 258	
PHIL R.....	-	-	-	-	1 392	30 591	30 591	32 053	
MACAO.....	-	-	-	-	2 599	89 563	89 553	95 651	
KOR REP.....	991	20 884	20 884	22 920	25 273	634 991	635 748	698 484	
HG KONG.....	28 121	1 013 261	1 034 861	1 154 347	221 328	6 293 111	6 308 380	5 914 398	
CHINA T.....	12 832	215 479	217 684	246 049	40 285	763 959	770 163	878 684	
JAPAN.....	208	3 720	3 924	4 232	896	34 414	33 625	39 654	
OTH CTY.....	760	40 614	40 553	45 849	4 543	215 995	216 134	239 764	
TOTAL.....	70 393	2 143 167	2 172 028	2 454 016	430 484	12 420 963	12 452 188	13 860 784	
8411370	SHIRTS, MENS AND BOYS, WOOL, NOT KNIT							(NO)	
THAILND.....	28 800	92 966	92 966	104 660	53 568	172 917	172 917	194 668	
KOR REP.....	279 012	852 860	866 825	960 100	420 808	1 310 361	1 324 326	1 471 952	
HG KONG.....	43 124	137 952	141 372	166 681	43 124	137 952	141 372	166 681	
OTH CTY.....	1 317	9 256	9 483	10 711	2 119	26 589	26 869	29 482	
TOTAL.....	352 253	1 093 034	1 110 646	1 242 152	519 619	1 647 819	1 665 484	1 862 783	
8411380	SHIRTS, MENS AND BOYS, MAN-MADE FIBERS NOT KNIT							(DOZ)	
MEXICO.....	36 007	1 262 114	1 266 585	1 274 292	143 361	5 018 986	5 028 744	5 053 312	
BELIZE.....	-	-	-	-	4 172	119 701	119 789	122 521	
HAITI.....	3 818	52 477	52 277	54 491	13 092	192 733	192 752	202 397	
COLOMB.....	1 849	81 689	81 703	84 752	5 541	276 699	276 871	289 213	
FRANCE.....	389	46 879	46 065	51 522	3 145	379 816	379 929	409 191	
W GERM.....	117	21 335	21 368	23 671	568	86 853	86 824	94 979	
SPAIN.....	40	3 263	3 263	3 980	992	48 988	48 988	55 210	
ITALY.....	200	24 123	24 175	26 880	1 698	202 922	202 659	221 647	
ISRAEL.....	286	28 751	28 751	32 167	1 075	87 368	86 468	96 982	
THAILND.....	5 642	88 158	88 923	105 223	32 283	484 318	487 885	594 162	
MALAYSA.....	2 792	61 600	63 244	66 504	27 200	460 573	464 782	527 938	
SINGAPR.....	642	10 285	10 285	12 319	4 768	61 195	60 698	69 816	
CHINA M.....	90	1 441	1 441	1 605	2 800	71 075	71 075	74 820	
KOR REP.....	281 947	4 210 977	4 240 305	4 969 567	1 375 035	21 234 427	21 335 295	24 460 267	
HG KONG.....	31 488	715 869	717 066	806 095	187 975	4 252 402	4 235 110	4 734 337	
CHINA T.....	71 589	1 355 200	1 373 121	1 564 400	444 502	8 344 309	8 421 628	9 528 463	
JAPAN.....	327	4 231	4 231	5 069	8 068	162 933	163 370	181 078	
OTH CTY.....	2 122	73 411	73 484	77 224	6 485	219 245	219 364	234 818	
TOTAL.....	439 345	8 041 803	8 096 287	9 159 761	2 262 760	41 704 543	41 882 231	46 951 151	
8411390	UNDERGARMENTS, MENS AND BOYS, NOT KNIT, NES							(LB)	
CHINA T.....	-	-	-	-	46 618	101 628	97 488	104 271	
OTH CTY.....	812	8 262	8 362	8 863	4 476	31 377	31 367	33 786	
TOTAL.....	812	8 262	8 362	8 863	51 094	133 005	128 855	138 057	
8411420	PAJAMAS, WOMENS, GIRLS AND INFANTS, COTTON, NOT KNIT, NOT ORNAMENTED							(DOZ)	
INDIA.....	166	9 212	9 212	10 194	911	34 226	34 227	39 628	
THAILND.....	3 000	55 320	55 320	64 197	4 268	72 116	72 116	83 399	
HG KONG.....	14 880	321 666	327 927	361 993	48 762	965 385	977 268	1 061 225	
CHINA T.....	-	-	-	-	3 576	67 924	67 797	71 129	
OTH CTY.....	440	6 948	6 948	7 573	509	9 276	9 276	10 559	
TOTAL.....	18 486	393 146	399 407	443 957	58 026	1 148 927	1 160 684	1 265 940	
8411460	UNDERGARMENTS, WOMENS, GIRLS AND INFANTS, NES, NOT KNIT							(DOZ)	
MEXICO.....	1 041	4 529	4 143	4 575	13 730	152 476	152 114	152 732	
HAITI.....	18 490	42 240	42 240	47 697	72 534	149 473	149 473	167 710	
DOM REP.....	722	14 377	14 377	14 700	32 920	121 577	113 689	118 236	
BARBADO.....	-	-	-	-	15 416	285 836	285 836	298 138	

Table 2. Schedule A Commodity by Country of Origin, Customs, F.a.s., and C.i.f. Values—Continued

(See "Explanation of Statistics" for information on coverage, definitions of Customs, f.a.s., and c.i.f. values, sources of error in the data, OTH CTY (other countries), and other definitions and features of the import statistics. Shipments valued less than \$251 are shown only under Schedule A commodity number 990.0000 and excluded from all other commodities.)

Country of origin	Schedule A commodity number, description and unit of quantity							
	Net quantity	Current month			Net quantity	Cumulative, January to date		
		Value (dollars)				Value (dollars)		
	Customs	F.a.s.	C.i.f.	Customs	F.a.s.	C.i.f.		
FRANCE.....	89	12 637	12 686	13 515	5 736	116 892	118 883	127 793
SPAIN.....	207	4 601	4 601	5 121	9 810	57 254	57 271	60 642
INDIA.....	142	6 738	6 738	8 017	16 983	148 128	148 149	167 706
THAILND.....	3 120	35 818	36 575	42 333	8 004	91 886	92 643	107 115
PHIL R.....	13 025	30 428	30 428	40 352	18 614	94 802	93 361	122 269
KOR REP.....	252	3 447	3 419	3 834	5 804	90 481	89 445	100 138
HG KONG.....	32 549	520 894	534 767	585 346	93 446	1 429 253	1 450 133	1 584 833
CHINA T.....	40	488	488	557	2 506	44 508	44 426	51 198
JAPAN.....	610	13 975	14 264	15 119	3 566	78 601	79 765	84 168
OTH CTY.....	1 176	27 547	27 675	30 029	10 649	194 053	180 333	194 613
TOTAL.....	71 463	717 719	732 401	811 195	309 718	3 055 220	3 055 521	3 337 291
8411505	RAINWEAR OF TEXTILE FIBER, RUBBER OR PLASTIC SURFACES NES, WOMENS GIRLS INFANTS (DOZ)							
CANADA.....	429	61 268	60 992	61 373	982	132 173	130 478	132 655
U KING.....	91	9 542	9 542	10 243	746	53 245	53 236	59 118
KOR REP.....	3 537	150 731	150 731	182 105	6 055	237 439	237 870	275 764
HG KONG.....	2 563	122 319	122 541	138 399	11 125	537 776	540 936	615 777
CHINA T.....	11 444	120 255	120 627	135 752	15 059	274 354	274 726	304 798
JAPAN.....	5 568	246 023	245 614	264 737	35 217	1 584 222	1 581 011	1 694 156
OTH CTY.....	64	6 257	6 277	6 472	755	48 235	48 279	50 840
TOTAL.....	23 696	716 395	716 324	799 081	69 939	2 867 444	2 866 536	3 133 108
8411512	COATS, 3/4 AND LONGER COTTON WOMENS, GIRLS, AND INFANTS NOT KNIT (DOZ)							
CANADA.....	845	171 313	175 891	175 891	4 327	905 252	939 253	940 611
HONDURA.....	-	-	-	-	715	44 227	44 227	45 726
NICARAG.....	547	30 522	30 522	31 561	773	43 092	43 092	44 603
U KING.....	26	12 689	12 689	13 828	317	93 749	94 082	104 653
NETHLDS.....	-	-	-	-	578	148 000	148 000	161 256
FRANCE.....	156	50 710	50 710	54 350	3 557	1 067 585	1 067 788	1 122 953
POLAND.....	135	21 584	21 584	23 372	3 083	479 460	484 705	529 841
SPAIN.....	104	35 690	35 690	37 096	2 395	696 318	696 308	732 595
ITALY.....	100	18 736	18 736	21 219	419	103 649	103 652	112 172
YUGOSLV.....	125	26 715	26 715	29 139	2 944	612 528	612 528	661 244
ROMANIA.....	-	-	-	-	1 758	170 430	178 691	201 555
ISRAEL.....	27	11 431	11 431	12 021	486	147 775	148 068	157 777
INDIA.....	497	21 069	21 122	24 024	1 692	70 452	70 553	80 579
THAILND.....	380	37 060	37 060	42 183	3 755	321 114	320 949	345 344
MALAYSA.....	-	-	-	-	797	68 382	68 382	71 059
SINGAPR.....	-	-	-	-	3 740	341 103	341 103	362 441
PHIL R.....	-	-	-	-	2 576	40 221	40 221	44 168
KOR REP.....	300	49 442	49 442	60 879	3 157	240 678	240 677	265 370
HG KONG.....	1 308	121 923	121 976	132 340	14 086	1 234 349	1 237 302	1 320 900
CHINA T.....	494	53 995	53 995	60 217	10 464	1 074 902	1 109 166	1 200 943
JAPAN.....	580	53 836	56 068	62 987	9 763	694 205	696 809	769 218
OTH CTY.....	138	15 472	15 472	16 628	829	74 237	73 158	79 249
TOTAL.....	5 762	732 187	739 103	797 735	72 211	8 671 708	8 758 714	9 354 257
8411515	COATS WOOL OR MANMADE FIBERS 3/4 AND LONGER WOMENS GIRLS INFANTS NOT KNIT (LB)							
MEXICO.....	83 626	354 751	355 595	355 911	155 140	668 275	671 061	671 719
SALVADR.....	-	-	-	-	14 765	70 853	70 856	72 667
COLOMB.....	-	-	-	-	26 699	120 695	120 695	127 173
FINLAND.....	-	-	-	-	2 136	44 584	46 075	48 887
DENMARK.....	-	-	-	-	1 671	42 091	42 785	45 920
U KING.....	3 927	45 809	45 810	48 076	18 131	201 413	201 838	217 087
FRANCE.....	1 044	24 760	24 791	26 973	12 501	383 940	386 008	409 903
W GERM.....	1 965	21 319	21 319	22 923	5 255	86 877	86 917	91 864
SWITZLD.....	-	-	-	-	3 371	55 316	56 417	60 929
POLAND.....	-	-	-	-	33 214	149 319	149 319	171 452
ITALY.....	845	29 395	29 395	30 281	18 355	178 817	179 017	189 020
KOR REP.....	13 804	50 076	50 076	61 450	53 226	253 294	253 294	293 451
HG KONG.....	47 635	248 113	248 251	273 194	245 208	1 390 089	1 398 003	1 539 841
CHINA T.....	13 082	46 013	46 013	52 106	81 991	371 697	367 224	429 552
JAPAN.....	11 684	67 390	70 566	73 964	39 073	199 478	202 775	227 314
OTH CTY.....	2 341	25 464	25 967	27 520	16 435	129 517	130 936	142 054
TOTAL.....	179 953	913 090	917 783	972 398	727 171	4 346 255	4 363 220	4 738 833
8411522	COATS, COTTON, WOMENS, GIRLS, AND INFANTS NOT KNIT NES (DOZ)							
CANADA.....	782	191 963	192 398	192 398	3 056	586 473	609 326	611 600
GUATMAL.....	184	8 183	8 183	8 908	2 108	72 834	72 834	76 166
HAITI.....	396	10 331	10 430	10 729	1 447	38 854	38 954	40 250
U KING.....	123	50 456	50 663	54 304	763	218 715	218 958	248 459
NETHLDS.....	81	21 763	21 763	23 341	261	54 752	54 752	57 933
FRANCE.....	96	26 556	26 707	29 021	3 484	628 323	632 028	667 143
SPAIN.....	-	-	-	-	1 428	177 791	177 791	191 149
ITALY.....	176	26 169	26 169	28 229	770	122 432	122 364	131 698
YUGOSLV.....	233	18 402	18 402	20 013	3 144	286 181	286 190	310 099
ROMANIA.....	-	-	-	-	5 789	383 292	401 003	456 235
ISRAEL.....	76	12 241	12 241	13 333	928	129 969	130 788	140 946
INDIA.....	1 611	65 275	65 274	77 551	13 184	561 125	562 087	660 796
THAILND.....	274	13 251	13 913	15 426	2 516	117 344	119 636	129 986
MALAYSA.....	-	-	-	-	614	42 096	42 258	53 252
PHIL R.....	1 191	21 358	21 358	23 219	8 656	142 243	142 243	152 738
KOR REP.....	-	-	-	-	1 350	85 423	85 443	89 893
HG KONG.....	7 567	516 546	519 600	583 341	35 739	2 344 169	2 350 047	2 643 510
CHINA T.....	919	96 852	97 515	116 089	3 564	363 176	364 614	403 950
JAPAN.....	4 113	287 425	287 481	322 374	23 500	1 676 033	1 679 742	1 873 363
OTH CTY.....	485	42 177	42 177	46 931	1 781	97 398	97 858	106 503
TOTAL.....	18 307	1 408 948	1 414 274	1 565 207	114 082	8 128 623	8 188 916	9 045 669

Table 2. Schedule A Commodity by Country of Origin,
Customs, F.a.s., and C.i.f. Values—Continued

(See "Explanation of Statistics" for information on coverage, definitions of Customs, f.a.s., and c.i.f. values, sources of error in the data, OTH CTY (other countries), and other definitions and features of the import statistics. Shipments valued less than \$251 are shown only under Schedule A commodity number 990.0000 and excluded from all other commodities.)

Country of origin	Schedule A commodity number, description and unit of quantity							
	Net quantity	Current month			Net quantity	Cumulative, January to date		
		Value (dollars)				Value (dollars)		
	Customs	F.a.s.	C.i.f.	Customs	F.a.s.	C.i.f.		
8411524	COATS WOOL NES WOMENS GIPLS AND INFANTS NOT ORNAMENTED NOT KNIT							(NO)
CANADA.....	1 625	36 827	37 722	37 722	3 181	61 200	62 620	62 653
MEXICO.....	6 493	77 671	77 671	77 671	29 014	309 805	309 801	309 801
U KING.....	690	14 779	14 787	15 575	4 589	166 528	166 475	175 051
FRANCE.....	552	33 041	33 010	34 954	3 870	250 745	251 386	264 787
ITALY.....	31	4 461	4 461	4 626	1 195	100 947	100 602	106 607
ISRAEL.....	600	25 590	25 590	27 614	927	39 432	39 432	42 757
OTH CTY.....	317	13 030	12 999	14 067	2 558	83 931	83 866	92 211
TOTAL.....	10 308	205 399	206 240	212 229	45 334	1 012 588	1 014 184	1 053 867
8411526	COATS, OTHER, MAN-MADE FIBERS WOMENS GIRLS INFANTS NOT KNIT							(DOZ)
CANADA.....	60	11 989	13 076	13 076	259	32 815	33 871	34 013
MEXICO.....	4 685	424 667	417 613	424 746	17 182	1 394 543	1 380 407	1 396 885
SALVADR.....	2 371	150 065	150 065	152 857	22 927	924 687	924 767	947 032
HAITI.....	1 198	31 258	31 256	32 817	29 926	717 332	717 331	738 786
TRINID.....	-	-	-	-	2 419	176 930	176 930	183 620
COLOMB.....	1 241	91 243	91 243	96 927	10 517	603 494	603 553	634 091
U KING.....	375	72 436	72 441	79 450	1 292	362 438	362 559	393 249
FRANCE.....	98	42 591	42 690	45 201	2 315	391 434	392 681	412 465
AUSTRIA.....	-	-	-	-	361	43 373	43 670	46 694
SRI LKA.....	-	-	-	-	9 431	142 432	142 432	155 993
THAILND.....	78	2 847	2 989	3 545	34 097	473 877	477 306	514 096
SINGAPR.....	190	7 724	7 724	8 726	16 414	319 796	318 724	337 223
PHIL R.....	2 758	24 428	24 428	26 032	34 266	455 227	455 063	499 077
MACAO.....	400	15 668	15 668	20 248	12 832	260 062	254 085	275 144
KOR REP.....	8 537	380 969	381 254	467 471	57 054	1 687 682	1 700 232	1 975 915
HG KONG.....	19 413	700 139	702 085	794 733	51 438	1 749 843	1 747 645	1 929 857
CHINA T.....	6 050	337 189	342 578	418 010	47 757	1 338 608	1 349 263	1 522 686
JAPAN.....	1 329	68 109	69 748	81 360	15 387	643 581	650 914	722 095
OTH CTY.....	390	11 258	11 258	11 929	1 905	86 594	87 097	94 649
TOTAL.....	49 173	2 372 580	2 376 116	2 677 128	367 779	11 804 748	11 818 530	12 813 570
8411532	BLOUSES, COTTON, WOMENS, GIRLS, AND INFANTS NOT KNIT, ETC							(DOZ)
MEXICO.....	2 094	53 829	54 121	57 234	9 652	260 899	261 859	277 243
SALVADR.....	251	11 867	11 867	12 448	2 432	90 411	90 180	93 384
NICARAG.....	-	-	-	-	1 148	37 067	37 176	38 887
HAITI.....	1 286	18 189	18 188	18 712	8 165	52 353	52 352	54 094
DOM REP.....	-	-	-	-	6 527	32 622	32 868	34 433
FINLAND.....	96	7 784	7 784	7 987	562	47 621	47 621	49 901
U KING.....	154	13 820	13 820	15 156	934	82 041	82 251	90 050
IRELAND.....	34	4 951	4 951	6 409	649	83 940	83 959	93 271
FRANCE.....	659	92 929	92 927	99 836	6 311	940 869	949 394	1 002 872
ITALY.....	290	26 435	26 449	28 600	2 067	214 654	215 376	229 591
YUGOSLV.....	323	17 493	17 493	18 724	1 463	90 984	90 984	97 957
GREECE.....	1 694	77 676	77 676	84 803	4 223	194 085	194 085	218 041
TURKEY.....	2 054	91 939	91 992	102 754	7 809	331 116	331 389	368 052
ISRAEL.....	469	26 364	25 727	28 276	2 036	125 003	124 583	134 406
INDIA.....	159 675	4 270 583	4 266 429	4 989 732	589 402	16 554 145	16 550 544	19 209 706
PAKISTN.....	6 338	116 616	116 616	152 103	23 696	435 209	434 109	544 671
THAILND.....	138	4 213	4 213	4 669	1 494	42 153	42 203	44 950
MALAYSA.....	4	276	276	312	8 262	113 279	113 279	132 409
PHIL R.....	4 527	41 878	41 878	47 306	12 675	118 641	119 075	137 472
MACAO.....	1 083	49 012	50 048	61 332	2 589	97 699	100 328	117 816
KOR REP.....	5 914	66 880	66 880	75 062	20 720	249 144	256 061	288 354
HG KONG.....	60 357	1 544 952	1 551 797	1 724 927	367 332	8 375 222	8 433 365	9 294 952
CHINA T.....	17 644	334 189	338 623	386 564	62 390	1 154 900	1 163 537	1 330 171
JAPAN.....	1 532	19 451	19 451	20 347	10 858	136 016	138 252	146 865
MOROC.....	39	1 664	1 664	1 880	1 670	47 795	47 795	55 900
OTH CTY.....	1 869	55 354	55 386	64 459	7 421	282 035	282 128	318 879
TOTAL.....	268 524	6 948 344	6 956 256	8 009 632	1 162 487	30 189 963	30 274 753	34 404 327
8411535	BLOUSES WOOL OR MANMADE FIBERS WOMENS, GIRLS, INFANTS NOT KNIT							(LB)
MEXICO.....	33 090	414 879	414 790	415 064	132 178	1 701 932	1 702 397	1 703 441
SALVADR.....	6 643	46 733	46 633	48 184	42 972	358 197	383 502	369 332
NICARAG.....	2 149	35 897	35 905	36 973	18 064	218 495	218 491	226 898
C RICA.....	2 371	16 788	16 788	17 198	12 132	75 055	75 078	77 674
HAITI.....	9 841	29 678	29 669	30 798	56 643	165 835	166 632	176 222
DOM REP.....	2 806	13 385	13 385	13 812	63 648	156 699	155 555	162 146
COLOMB.....	10 392	73 891	73 891	78 374	62 772	489 409	489 506	508 568
FRANCE.....	2 573	95 453	95 510	101 398	25 310	963 517	965 704	1 011 081
ITALY.....	355	13 347	13 624	14 566	5 275	130 120	130 703	140 065
ISRAEL.....	107	1 924	1 924	2 006	3 829	75 887	75 946	83 990
THAILND.....	-	-	-	-	50 421	302 555	313 583	345 787
MALAYSA.....	-	-	-	-	34 861	182 250	185 746	211 062
PHIL R.....	8 804	35 799	35 681	41 301	63 696	481 482	481 249	531 966
KOR REP.....	234 745	1 033 927	1 047 116	1 189 117	721 806	3 532 458	3 545 810	4 028 366
HG KONG.....	58 128	528 776	529 401	574 671	311 068	2 572 851	2 582 182	2 814 480
CHINA T.....	107 308	643 650	645 319	742 152	566 693	3 202 354	3 231 953	3 622 116
JAPAN.....	7 750	40 650	41 417	45 669	106 548	621 467	634 317	702 242
OTH CTY.....	1 499	15 053	15 069	16 724	18 074	172 462	173 035	191 646
TOTAL.....	488 561	3 039 830	3 056 122	3 368 007	2 265 990	15 403 025	15 511 389	16 907 082
8411538	BLOUSES SILK WOMENS GIRLS INFANTS NOT ORNAMENTED NOT KNIT ETC							(DOZ)
FRANCE.....	265	71 564	71 950	74 674	1 926	565 466	567 010	584 600
ITALY.....	91	34 456	34 451	35 643	731	301 233	305 618	320 819

Table 2. Schedule A Commodity by Country of Origin, Customs, F.a.s., and C.i.f. Values—Continued

(See "Explanation of Statistics" for information on coverage, definitions of Customs, f.a.s., and c.i.f. values, sources of error in the data, OTH CTY (other countries), and other definitions and features of the import statistics. Shipments valued less than \$251 are shown only under Schedule A commodity number 990.0000 and excluded from all other commodities.)

Country of origin	Schedule A commodity number, description and unit of quantity							
	Current month				Cumulative, January to date			
	Net quantity	Value (dollars)			Net quantity	Value (dollars)		
Customs		F.a.s.	C.i.f.	Customs		F.a.s.	C.i.f.	
HG KONG.....	283	22 852	22 852	25 033	878	86 209	86 210	93 955
OTH CTY.....	75	8 823	8 823	9 426	320	41 309	41 397	43 802
TOTAL.....	714	137 695	138 076	144 776	3 855	994 217	1 000 235	1 043 176
8411542	DRESSES, COTTON, WOMENS, GIRLS, AND INFANTS NOT KNIT NES (DOZ)							
MEXICO.....	241	45 980	46 508	48 386	1 417	226 677	228 009	237 295
SALVADR.....	-	-	-	-	1 067	53 949	53 949	56 148
C RICA.....	2 746	68 454	68 455	70 812	6 552	157 796	157 797	163 027
HAITI.....	1 649	39 583	39 583	40 609	5 328	125 731	125 737	128 627
BARBADO.....	4 310	98 990	88 459	103 166	12 032	300 018	289 493	311 960
GUYANA.....	2 789	59 849	59 849	62 763	8 946	209 425	209 444	217 820
FINLAND.....	56	11 584	11 584	11 828	1 240	247 744	248 888	260 179
U KING.....	251	15 953	15 954	17 336	6 646	110 834	111 999	120 149
FRANCE.....	248	58 964	58 625	63 854	3 450	874 351	872 645	923 417
ITALY.....	60	10 769	10 769	11 362	509	123 386	124 294	131 996
GREECE.....	36	3 010	3 010	3 236	546	52 218	52 221	56 451
TURKEY.....	283	19 858	19 860	22 723	1 216	83 680	83 692	94 228
ISRAEL.....	14	1 981	2 020	2 203	283	39 306	39 565	42 154
AFGHAN.....	252	10 900	10 900	13 704	696	35 374	35 375	44 281
INDIA.....	10 467	417 647	417 346	485 761	45 124	1 868 598	1 862 379	2 178 860
PAKISTN.....	1 167	18 389	18 392	22 974	3 999	103 622	103 633	129 347
THAILND.....	79	6 572	6 572	7 667	948	132 956	133 204	148 306
PHIL R.....	6 027	79 265	79 265	86 394	41 591	479 500	479 033	525 519
KOR REP.....	33	4 540	4 540	5 414	5 248	167 691	167 691	176 484
HG KONG.....	2 713	160 341	160 999	189 255	20 442	1 190 575	1 204 443	1 344 622
JAPAN.....	353	28 790	28 790	29 331	1 818	135 455	135 371	139 976
MOROCCO.....	283	15 161	15 161	17 415	1 433	79 189	79 189	90 846
OTH CTY.....	1 131	62 835	62 921	69 038	3 775	255 777	256 240	279 164
TOTAL.....	35 188	1 239 415	1 229 562	1 385 231	168 306	7 053 852	7 054 291	7 800 856
8411544	DRESSES WOOL WOMENS GIRLS INFANTS NOT ORNAMENTED NOT KNIT (NO)							
IRELAND.....	416	12 890	12 890	13 165	1 239	39 800	39 800	40 599
FRANCE.....	-	-	-	-	1 424	95 586	95 710	100 851
ITALY.....	46	2 191	2 191	2 250	517	39 299	39 430	41 264
OTH CTY.....	1 051	18 348	18 348	19 461	2 314	43 222	43 277	45 790
TOTAL.....	1 513	33 429	33 429	34 876	5 494	217 907	218 217	228 504
8411546	DRESSES MAN-MADE FIBERS WOMENS GIRLS INFANTS NOT KNIT (DOZ)							
MEXICO.....	647	69 044	69 086	69 169	3 078	313 598	313 660	313 880
SALVADR.....	1 678	71 729	71 730	75 828	5 788	262 280	262 479	273 664
C RICA.....	2 681	55 938	55 938	57 649	15 154	308 115	306 126	315 616
JAMAICA.....	-	-	-	-	2 045	54 532	54 532	56 602
HAITI.....	1 729	43 018	43 018	44 426	20 891	436 306	434 236	447 443
BARBADO.....	6 413	167 947	167 948	174 623	22 304	590 255	590 366	610 533
COLOMB.....	8 934	149 633	149 633	159 125	12 307	251 272	251 454	266 355
GUYANA.....	2 153	48 969	48 969	51 447	15 020	389 731	390 999	407 619
U KING.....	133	21 182	21 017	22 497	1 274	71 684	71 891	76 607
FRANCE.....	33	16 951	16 823	18 617	819	330 632	333 346	349 912
SPAIN.....	283	11 144	11 144	12 336	961	47 105	47 122	51 572
ITALY.....	10	5 538	5 535	5 847	209	85 595	85 374	90 644
INDIA.....	228	10 745	10 745	12 232	755	38 141	38 142	44 100
PHIL R.....	27 902	256 124	255 361	286 903	149 161	1 525 463	1 521 064	1 705 302
HG KONG.....	2 812	96 417	96 882	106 190	18 509	843 037	843 875	918 644
JAPAN.....	157	6 629	6 629	7 848	3 770	68 188	68 188	74 402
OTH CTY.....	1 173	25 434	25 652	27 197	3 492	159 783	160 267	176 823
TOTAL.....	56 966	1 056 442	1 056 110	1 131 934	275 537	5 775 717	5 773 121	6 179 718
8411548	DRESSES SILK WOMENS GIRLS INFANTS NOT ORNAMENTED NOT KNIT ETC (DOZ)							
FRANCE.....	33	41 761	41 938	43 365	307	263 232	265 080	276 150
ITALY.....	11	22 376	22 528	23 561	134	202 974	202 869	210 246
INDIA.....	221	18 075	18 075	19 749	347	50 835	50 026	55 286
HG KONG.....	54	10 490	10 491	11 414	793	174 135	175 076	190 127
JAPAN.....	-	-	-	-	26	42 017	38 662	43 097
OTH CTY.....	62	33 475	33 475	34 302	125	73 121	73 373	75 647
TOTAL.....	381	126 177	126 507	132 391	1 732	806 314	805 086	850 553
8411552	SKIRTS, COTTON, WOMENS, GIRLS, AND INFANTS, NOT KNIT (DOZ)							
CANADA.....	166	14 123	14 127	14 177	1 281	75 768	76 489	76 595
MEXICO.....	54	4 207	4 219	4 461	529	30 758	30 786	32 538
GUATMAL.....	323	13 341	13 339	14 634	1 369	62 825	62 338	67 818
FINLAND.....	120	12 655	12 655	12 832	301	40 284	40 371	41 611
U KING.....	5	1 018	1 018	1 065	548	50 537	50 599	54 106
FRANCE.....	267	43 626	43 428	47 918	5 456	985 512	992 740	1 049 007
ITALY.....	69	12 171	12 181	12 875	1 319	224 840	226 197	239 244
YUGOSLV.....	195	11 265	11 265	12 142	1 263	70 989	70 989	77 075
TURKEY.....	276	14 632	14 632	16 445	1 706	88 870	88 910	100 412
ISRAEL.....	160	13 179	13 179	14 680	1 238	91 091	90 620	99 801
INDIA.....	9 907	386 635	386 366	453 096	44 764	1 710 668	1 710 124	2 002 881
HG KONG.....	10 593	424 757	429 835	482 069	37 086	1 482 513	1 495 920	1 703 495
JAPAN.....	777	27 041	27 550	29 598	8 829	87 535	88 439	96 229
OTH CTY.....	1 489	71 930	71 955	84 471	6 182	301 635	302 384	343 297
TOTAL.....	24 401	1 050 580	1 055 749	1 200 463	106 871	5 303 825	5 326 906	5 984 109

Table 2. Schedule A Commodity by Country of Origin, Customs, F.a.s., and C.i.f. Values—Continued

(See "Explanation of Statistics" for information on coverage, definitions of Customs, f.a.s., and c.i.f. values, sources of error in the data, OTH CTY (other countries), and other definitions and features of the import statistics. Shipments valued less than \$251 are shown only under Schedule A commodity number 990.0000 and excluded from all other commodities.)

Country of origin	Schedule A commodity number, description and unit of quantity							
	Net quantity	Current month			Net quantity	Cumulative, January to date		
		Value (dollars)				Value (dollars)		
	Customs	F.a.s.	C.i.f.	Customs	F.a.s.	C.i.f.		
8411555	SKIRTS WOOL OR MANMADE FIBERS WOMENS GIRLS INFANTS NOT KNIT							(LB)
CANADA.....	1 014	23 434	23 434	23 434	3 306	51 457	51 495	51 520
MEXICO.....	4 141	17 944	17 944	17 964	20 544	125 999	126 101	126 121
COLOMB.....	45	684	684	700	7 314	32 050	32 050	33 295
U KING.....	1 360	16 576	16 575	17 384	8 007	124 357	124 546	131 321
FRANCE.....	3 448	78 818	78 865	83 205	54 554	1 282 226	1 283 554	1 347 123
W GERM.....	41	614	614	696	3 541	43 946	43 946	46 658
ITALY.....	4 044	53 236	53 236	59 988	7 130	142 509	142 728	155 363
HG KONG.....	1 455	23 510	23 578	25 656	8 379	125 493	126 120	138 062
JAPAN.....	2 211	13 266	13 956	14 933	29 229	124 966	130 482	139 434
OTH CTY.....	9 765	54 627	55 085	62 765	27 408	167 690	169 988	186 866
TOTAL.....	27 524	282 709	283 971	306 725	169 412	2 220 693	2 231 010	2 355 763
8411562	TROUSERS, SLACKS, AND SHORTS ETC, COTTON WOMENS, GIRLS, AND INFANTS, NOT KNIT							(DOZ)
CANADA.....	1 111	79 377	83 191	83 208	9 535	636 821	682 368	682 688
MEXICO.....	-	-	-	-	2 939	132 514	132 945	133 003
NICARAG.....	196	7 932	7 932	8 319	3 386	138 736	138 736	147 440
C RICA.....	4 656	47 422	47 420	49 786	5 011	51 997	51 995	54 619
HAITI.....	2 783	38 076	37 976	39 263	13 633	122 157	112 144	116 752
DOM REP.....	-	-	-	-	9 023	58 991	59 030	61 554
COLOMB.....	587	39 487	39 487	41 237	707	44 712	44 712	46 589
DENMARK.....	-	-	-	-	502	41 843	41 871	45 098
U KING.....	131	13 676	14 012	15 460	371	46 327	46 782	51 842
FRANCE.....	1 487	216 336	217 582	239 901	15 158	2 192 696	2 206 228	2 385 566
W GERM.....	19	2 991	2 991	3 168	218	31 848	31 848	34 117
SPAIN.....	8	1 142	1 142	1 254	1 021	71 226	71 231	76 883
ITALY.....	169	25 922	25 922	28 832	1 534	241 781	240 840	260 807
YUGOSLV.....	649	33 354	33 354	36 166	6 195	329 760	329 760	355 536
ISRAEL.....	412	32 487	32 579	36 427	2 314	178 099	179 480	197 243
INDIA.....	8 161	226 598	226 598	269 969	28 599	881 897	882 317	1 037 920
THAILND.....	395	6 425	6 425	7 736	8 031	135 387	135 240	148 366
SINGAPR.....	552	52 958	52 958	54 935	2 984	115 952	116 073	121 676
PHIL R.....	3 365	52 924	53 427	59 871	5 563	74 986	75 489	84 625
MACAO.....	598	15 343	15 343	20 001	5 438	155 989	155 989	193 864
KOR REP.....	260	9 880	10 354	11 144	9 973	282 378	286 480	309 179
HG KONG.....	178 798	4 847 475	4 936 595	5 460 599	1 117 057	25 140 918	25 400 086	27 722 684
CHINA T.....	36 984	579 826	593 411	671 632	183 759	2 490 037	2 523 328	2 829 877
JAPAN.....	37 420	709 122	711 540	763 214	187 869	2 980 452	3 024 927	3 210 134
OTH CTY.....	1 378	42 863	42 862	46 911	6 004	212 511	212 680	237 396
TOTAL.....	280 119	7 081 616	7 193 101	7 949 033	1 626 824	36 790 015	37 182 579	40 545 458
8411564	TROUSERS, SLACKS AND OUTER SHORTS, WOOL, WOMENS, GIRLS, INFANTS, NOT KNIT, NOT ORN							(NO)
CANADA.....	845	13 140	13 140	13 140	2 501	33 045	33 098	33 427
COLOMB.....	996	4 272	4 272	4 727	8 886	36 444	36 444	38 038
U KING.....	370	3 562	3 562	3 931	4 085	60 398	60 538	63 857
FRANCE.....	9 377	120 528	120 521	130 532	83 328	1 265 212	1 266 557	1 338 679
ITALY.....	658	6 293	6 293	7 103	6 832	133 660	134 748	144 327
OTH CTY.....	1 878	21 257	21 257	22 737	7 757	75 527	75 530	81 808
TOTAL.....	14 124	169 052	169 045	182 170	111 389	1 604 286	1 606 915	1 700 136
8411566	TROUSERS, SLACKS AND OUTER SHORTS, MANMADE FIBERS, WOMENS, GIRLS, INFANTS, NOT KNIT							(DOZ)
CANADA.....	106	7 773	7 806	7 992	374	33 189	33 426	33 823
MEXICO.....	63 712	2 252 298	2 256 533	2 256 637	222 159	7 939 173	7 922 533	7 922 436
SALVADR.....	413	14 008	14 008	14 579	11 144	405 276	404 211	412 806
C RICA.....	430	8 859	8 859	9 386	6 435	60 185	60 187	63 259
HAITI.....	22 201	153 539	152 821	161 175	104 487	650 153	654 226	693 009
DOM REP.....	-	-	-	-	2 637	33 308	33 576	35 085
TRINID.....	-	-	-	-	2 170	110 538	110 538	114 507
COLOMB.....	2 727	152 424	152 694	159 054	15 254	609 492	610 052	640 025
U KING.....	210	32 323	32 328	33 731	1 500	236 180	236 183	246 505
FRANCE.....	207	37 839	37 911	40 402	3 768	579 493	582 249	625 882
W GERM.....	-	-	-	-	579	99 226	100 331	105 688
AUSTRIA.....	-	-	-	-	386	48 304	48 517	51 499
ITALY.....	36	4 420	4 420	4 763	217	38 305	38 327	42 546
THAILND.....	2 088	36 770	37 707	41 402	17 320	269 175	270 112	290 709
SINGAPR.....	657	39 198	32 198	33 728	14 605	330 203	318 202	336 604
PHIL R.....	2 623	36 197	36 198	39 859	15 492	103 529	103 015	114 436
MACAO.....	665	31 372	31 372	35 613	665	31 372	31 372	35 613
KOR REP.....	1 922	65 024	65 024	80 992	5 122	166 566	167 983	193 261
HG KONG.....	8 626	380 903	389 805	423 908	53 061	2 103 873	2 143 995	2 344 423
CHINA T.....	12 346	308 756	312 723	373 506	32 180	823 836	830 374	979 836
JAPAN.....	27 039	862 954	884 126	947 950	128 384	4 428 578	4 548 647	4 895 757
OTH CTY.....	438	14 878	14 882	15 487	1 156	52 710	52 560	56 914
TOTAL.....	146 446	4 439 535	4 471 415	4 680 164	639 095	19 152 664	19 300 616	20 234 623
8411568	TROUSERS ETC SILK WOMENS GIRLS INFANTS NOT ORNAMENTED NOT KNIT NES							(DOZ)
OTH CTY.....	8	2 718	2 741	2 819	284	51 107	51 170	54 292
TOTAL.....	8	2 718	2 741	2 819	284	51 107	51 170	54 292
8411572	ROBES, DRESSING GOWNS, ETC, COTTON, WOMENS, GIRLS, AND INFANTS NOT KNIT							(DOZ)
SALVADR.....	1 190	25 401	25 421	26 017	7 738	196 760	196 780	201 506
C RICA.....	40	823	823	848	5 592	126 266	126 323	129 790
INDIA.....	281	10 141	10 141	11 959	1 491	44 056	43 856	53 801
PAKISTN.....	34	2 589	2 589	3 129	849	54 861	54 861	66 905

Table 2. Schedule A Commodity by Country of Origin, Customs, F.a.s., and C.i.f. Values—Continued

(See "Explanation of Statistics" for information on coverage, definitions of Customs, f.a.s., and c.i.f. values, sources of error in the data, OTH CTY (other countries), and other definitions and features of the import statistics. Shipments valued less than \$251 are shown only under Schedule A commodity number 990.0000 and excluded from all other commodities.)

Country of origin	Schedule A commodity number, description and unit of quantity								
	Current month				Cumulative, January to date				
	Net quantity	Value (dollars)			Net quantity	Value (dollars)			
Customs		F.a.s.	C.i.f.	Customs		F.a.s.	C.i.f.		
PHIL R.....	600	22 674	22 674	23 620	2 700	90 345	77 513	85 169	
HG KONG.....	5 046	115 092	116 405	125 325	6 582	166 171	169 316	182 242	
JAPAN.....	121	11 754	11 898	14 121	1 868	112 099	112 263	119 634	
OTH CTY.....	57	13 391	13 391	14 079	1 008	105 109	105 299	114 337	
TOTAL.....	7 369	201 865	203 342	219 098	27 828	895 667	886 211	953 384	
8411575	DRESSING GOWNS WOOL OR MANMADE FIBERS WOMENS GIRLS AND INFANTS NOT KNIT						(LB)		
HAITI.....	-	-	-	-	14 665	53 474	53 741	55 370	
PHIL R.....	6 886	33 732	33 732	37 184	47 429	186 239	185 424	227 376	
HG KONG.....	676	9 956	10 302	11 257	2 909	32 545	32 925	37 180	
JAPAN.....	3 635	22 369	22 676	24 136	14 241	124 913	126 000	131 016	
OTH CTY.....	1 523	8 916	8 916	9 346	7 157	62 101	62 263	65 910	
TOTAL.....	12 720	74 973	75 626	81 923	86 401	459 272	460 353	516 852	
8411578	DRESSING GOWNS SILK WOMENS GIRLS INFANTS NOT ORNAMENTED NOT KNIT ETC						(DOZ)		
OTH CTY.....	17	4 900	5 073	5 293	29	12 901	13 127	13 667	
TOTAL.....	17	4 900	5 073	5 293	29	12 901	13 127	13 667	
8411591	PLAYSUITS, ETC, COTTON, WOMENS, GIRLS, AND INFANTS NOT KNIT NES						(DOZ)		
FRANCE.....	6	793	793	869	222	42 717	42 707	44 839	
INDIA.....	344	6 335	6 335	7 658	1 517	32 252	32 052	38 037	
PHIL R.....	11 128	94 138	94 087	106 258	49 091	446 147	445 935	506 431	
KOR REP.....	4 904	53 178	60 578	66 479	26 943	340 368	355 414	381 068	
HG KONG.....	22 019	469 742	470 485	502 244	87 783	1 700 012	1 691 627	1 802 713	
CHINA T.....	7 386	104 289	104 826	117 003	22 172	337 536	338 660	419 005	
JAPAN.....	5 554	100 995	101 081	109 405	15 113	217 927	218 125	233 110	
OTH CTY.....	962	17 423	17 527	18 782	5 241	87 335	87 454	93 984	
TOTAL.....	52 303	846 893	855 712	928 718	208 082	3 204 294	3 211 974	3 519 987	
8411592	WEARING APPAREL, OTHER, COTTON, WOMENS, GIRLS, AND INFANTS, NOT KNIT						(LB)		
CANADA.....	64	550	550	550	5 791	40 779	41 631	41 676	
MEXICO.....	112	836	836	889	11 682	48 965	49 200	49 746	
SALVADR.....	891	2 622	2 622	2 691	11 697	51 127	50 135	51 811	
BRAZIL.....	1 606	9 243	9 243	10 214	6 588	31 689	31 689	34 992	
FINLAND.....	119	1 406	1 406	1 854	5 406	56 682	56 681	59 281	
BELGIUM.....	518	2 847	2 847	2 991	7 522	35 782	35 860	37 367	
FRANCE.....	3 162	73 135	72 917	79 037	24 479	620 071	622 434	665 509	
HUNGARY.....	-	-	-	-	15 640	52 023	52 245	52 245	
POLAND.....	-	-	-	-	3 231	30 073	30 073	39 662	
ITALY.....	764	22 982	22 986	23 939	12 051	257 866	258 399	272 552	
YUGOSLV.....	-	-	-	-	22 371	203 370	203 370	213 483	
ISRAEL.....	846	13 673	13 736	14 322	3 912	43 207	43 586	47 315	
INDIA.....	36 306	330 895	331 248	379 536	309 250	4 017 711	4 018 657	4 636 899	
PAKISTN.....	735	4 248	4 248	5 800	14 642	52 764	52 764	64 895	
INDNSIA.....	69	782	782	974	103 670	244 396	244 396	262 230	
PHIL R.....	137 156	531 720	528 718	576 687	447 282	1 877 503	1 870 192	2 046 946	
KOR REP.....	917	2 778	2 778	3 243	17 828	64 841	64 341	73 403	
HG KONG.....	191 761	710 879	725 291	810 096	1 090 103	3 768 668	3 776 104	4 185 990	
CHINA T.....	27 506	111 628	120 151	134 966	185 856	565 326	582 139	672 119	
JAPAN.....	27 768	82 836	82 962	90 137	110 830	422 528	422 606	458 126	
OTH CTY.....	5 820	45 014	45 154	48 795	43 591	292 097	286 740	318 049	
TOTAL.....	436 120	1 948 074	1 968 475	2 186 721	2 448 586	12 777 468	12 793 242	14 284 296	
8411594	WEARING APPAREL, OTHER, WOOL WOMENS GIRLS INFANTS NOT KNIT						(LB)		
SWEDEN.....	18	505	505	522	2 710	52 815	52 815	54 751	
U KING.....	1 007	24 892	24 892	25 725	3 882	83 680	83 764	87 947	
FRANCE.....	2 757	74 568	74 422	78 261	24 657	628 141	628 999	662 406	
W GERM.....	645	12 251	12 251	13 532	1 329	30 694	30 694	33 591	
ITALY.....	155	6 584	6 385	6 801	3 786	129 179	129 106	136 475	
HG KONG.....	2 738	18 505	18 504	20 481	3 609	30 816	30 781	34 385	
OTH CTY.....	2 035	6 613	6 527	7 465	17 989	79 142	79 160	85 335	
TOTAL.....	9 355	143 918	143 486	152 787	57 962	1 034 467	1 035 319	1 094 890	
8411596	WEARING APPAREL, OTHER, MANMADE FIBERS WOMENS GIRLS INFANTS NOT KNIT						(LB)		
CANADA.....	1 637	29 640	29 780	29 780	5 545	61 960	62 261	62 552	
MEXICO.....	48 745	213 158	213 159	213 246	174 565	785 867	782 966	783 220	
SALVADR.....	74 937	310 006	310 106	316 420	90 223	417 370	417 129	426 792	
HONDURA.....	-	-	-	-	11 105	74 494	74 494	76 859	
C RICA.....	8 091	31 955	31 955	33 545	16 712	97 811	97 970	101 530	
HAITI.....	40 040	117 450	117 153	126 577	173 942	457 586	456 490	489 537	
BARBADO.....	74	1 311	1 311	1 384	4 384	34 785	34 785	36 295	
COLOMB.....	24 155	132 314	130 719	136 603	48 868	262 495	259 099	270 856	
GUYANA.....	-	-	-	-	4 527	31 976	31 976	33 339	
SWEDEN.....	885	17 635	16 635	17 370	2 770	54 681	53 681	55 884	
U KING.....	605	1 999	1 999	2 110	5 076	51 861	51 871	55 206	
FRANCE.....	8 256	141 472	141 494	146 044	37 692	995 234	997 681	1 045 118	
W GERM.....	229	1 168	1 176	1 234	2 935	47 196	47 491	51 794	
POLAND.....	-	-	-	-	15 182	90 789	90 789	109 568	
ITALY.....	280	8 033	7 882	4 741	7 103	112 731	112 689	117 234	
THAILND.....	-	-	-	-	17 287	125 212	131 472	146 648	
SINGAPR.....	29 821	118 881	123 677	170 675	31 496	126 863	131 696	179 398	
PHIL R.....	231 687	1 085 579	1 080 940	1 194 910	1 064 336	5 431 288	5 419 682	6 044 156	
MACAO.....	20 809	74 913	74 913	82 389	43 946	159 564	160 215	175 241	
KOR REP.....	631	1 695	1 695	1 835	73 256	232 696	232 491	251 204	

Table 2. Schedule A Commodity by Country of Origin, Customs, F.a.s., and C.i.f. Values—Continued

(See "Explanation of Statistics" for information on coverage, definitions of Customs, f.a.s., and c.i.f. values, sources of error in the data, OTH CTY (other countries), and other definitions and features of the import statistics. Shipments valued less than \$251 are shown only under Schedule A commodity number 990.0000 and excluded from all other commodities.)

Country of origin	Schedule A commodity number, description and unit of quantity							
	Net quantity	Current month			Net quantity	Cumulative, January to date		
		Value (dollars)				Value (dollars)		
	Customs	F.a.s.	C.i.f.	Customs	F.a.s.	C.i.f.		
HG KONG.....	55 515	327 334	330 923	363 796	282 472	1 873 304	1 875 845	2 040 339
CHINA T.....	8 346	26 262	26 262	28 676	237 595	792 210	817 632	1 058 444
JAPAN.....	5 771	44 286	44 886	47 662	80 537	605 677	616 851	666 250
OTH CTY.....	8 679	46 615	45 320	47 752	26 195	141 425	140 301	151 065
TOTAL.....	569 193	2 731 706	2 731 985	2 966 749	2 457 749	13 065 075	13 097 557	14 436 529
8411598	WEARING APPAREL SILK WOMENS GIRLS INFANTS NOT KNIT NES							(LB)
FRANCE.....	724	43 763	44 130	46 175	2 476	215 160	215 282	224 695
ITALY.....	259	18 747	19 487	20 526	1 238	123 486	125 441	130 996
HG KONG.....	404	4 387	4 387	4 815	4 293	69 636	69 786	77 015
OTH CTY.....	287	8 941	8 941	9 347	900	50 803	50 811	52 872
TOTAL.....	1 674	75 838	76 945	80 863	8 907	459 085	461 320	485 578
8411599	WEARING APPAREL, OTHER TEXTILE FIBERS WOMENS, GIRLS, AND INFANTS NOT KNIT							(LB)
U KING.....	2 014	39 124	39 135	41 167	8 672	164 862	165 187	172 769
FRANCE.....	2 804	52 388	52 318	56 225	17 700	311 439	312 839	339 359
ITALY.....	1 049	18 573	18 573	19 926	6 751	105 362	105 574	113 279
HG KONG.....	17 441	40 830	41 583	45 527	58 508	154 684	154 621	180 591
JAPAN.....	65	2 793	2 793	2 984	7 279	70 077	69 668	75 987
OTH CTY.....	13 862	31 752	32 051	36 854	26 697	114 615	114 946	127 349
TOTAL.....	37 235	185 460	186 453	202 683	125 607	921 039	922 835	1 009 334
8412110	HANDKERCHIEFS, OF COTTON							(DOZ)
FRANCE.....	3 491	43 770	43 770	46 217	9 013	131 790	132 169	138 705
CZECHO.....	-	-	-	-	10 080	33 119	32 577	33 496
SWITZLD.....	13 037	94 703	96 070	99 358	100 541	450 228	459 818	477 756
SPAIN.....	867	5 499	5 499	5 683	5 683	30 908	30 908	32 652
ITALY.....	8 861	81 037	81 112	85 124	40 253	339 328	340 240	358 637
INDIA.....	5 342	23 585	23 585	26 326	18 592	89 976	90 052	100 810
PHIL R.....	39 818	86 786	85 193	87 876	212 532	489 803	477 892	492 340
KOR REP.....	40 000	28 602	28 602	29 993	158 833	116 464	116 464	123 071
HG KONG.....	100	396	396	478	16 859	51 789	50 484	53 393
CHINA T.....	147	1 237	1 237	1 265	14 327	47 182	47 441	48 933
JAPAN.....	7 750	32 239	32 239	34 236	162 650	295 038	294 660	311 278
OTH CTY.....	4 727	20 810	20 944	22 246	32 166	130 052	130 035	136 251
TOTAL.....	124 140	418 664	418 647	438 802	780 444	2 205 877	2 202 740	2 307 322
8412120	HANDKERCHIEFS, OF VEGETABLE FIBERS EXCEPT COTTON							(DOZ)
U KING.....	267	1 615	1 615	1 652	17 155	111 831	105 048	107 597
PORTUGL.....	594	3 280	3 280	3 477	7 868	58 225	58 274	62 343
PHIL R.....	2 354	10 612	10 539	10 926	11 718	50 533	49 718	51 285
HG KONG.....	557	3 335	3 335	3 505	10 147	54 147	53 375	55 045
MADEIRA.....	1 417	14 157	13 952	14 714	6 575	72 211	71 288	74 570
OTH CTY.....	637	6 486	6 472	6 828	7 638	43 418	43 171	44 810
TOTAL.....	5 826	39 485	39 193	41 102	61 101	390 565	380 874	395 650
8412130	HANDKERCHIEFS, OF SILK							(DOZ)
U KING.....	632	34 275	34 834	35 418	2 357	81 537	82 326	83 984
ITALY.....	1 464	29 234	29 238	30 417	6 869	160 410	160 548	165 840
INDIA.....	1 203	11 154	11 183	11 592	4 569	37 839	37 868	40 215
JAPAN.....	13 210	151 599	151 599	155 872	55 262	633 177	633 284	658 312
OTH CTY.....	428	12 583	12 694	12 980	878	25 527	25 617	26 456
TOTAL.....	16 937	238 845	239 548	246 279	69 935	938 490	939 643	974 807
8412140	HANDKERCHIEFS, OF TEXTILE MATERIALS NES							(DOZ)
ITALY.....	14 452	106 160	106 160	111 557	34 746	270 213	270 217	285 034
PHIL R.....	12 023	32 898	32 043	33 182	51 151	118 897	115 016	121 818
JAPAN.....	49 282	309 450	309 445	327 888	341 705	1 637 936	1 638 216	1 737 262
MADEIRA.....	60	547	547	569	4 394	35 426	35 292	36 444
OTH CTY.....	7 778	19 932	20 015	20 649	26 629	77 327	76 692	80 254
TOTAL.....	83 595	468 987	468 210	493 845	458 625	2 139 799	2 135 433	2 260 812
8412210	VEILS, LACE, NET OR ORNAMENTED							(LB)
OTH CTY.....	153	2 163	2 243	2 504	4 342	50 017	51 048	54 360
TOTAL.....	153	2 163	2 243	2 504	4 342	50 017	51 048	54 360
8412220	MUFFLERS, SCARVES, AND SHAWLS, OF COTTON NOT KNIT ETC							(LB)
FRANCE.....	464	17 484	17 443	18 518	4 673	159 814	160 239	167 366
SWITZLD.....	368	14 478	14 430	15 500	2 590	71 173	71 788	75 448
ITALY.....	2 747	53 225	53 246	55 627	20 818	329 566	330 168	345 997
INDIA.....	2 623	21 368	21 368	24 408	9 342	92 135	92 021	102 856
JAPAN.....	3 102	41 140	41 140	43 897	17 016	220 721	221 245	234 170
OTH CTY.....	780	9 339	9 440	10 783	9 522	72 715	73 131	77 652
TOTAL.....	10 084	157 034	157 067	168 733	63 961	946 124	948 592	1 003 489
8412230	MUFFLERS, SCARVES, AND SHAWLS OF VEGETABLE FIBERS EXCEPT COTTON, NOT KNIT ETC							(LB)
OTH CTY.....	4	336	336	347	210	2 950	3 025	3 176
TOTAL.....	4	336	336	347	210	2 950	3 025	3 176

Table 2. Schedule A Commodity by Country of Origin, Customs, F.a.s., and C.i.f. Values—Continued

(See "Explanation of Statistics" for information on coverage, definitions of Customs, f.a.s., and c.i.f. values, sources of error in the data, OTH CTY (other countries), and other definitions and features of the import statistics. Shipments valued less than \$251 are shown only under Schedule A commodity number 990.0000 and excluded from all other commodities.)

Country of origin	Schedule A commodity number, description and unit of quantity							
	Current month				Cumulative, January to date			
	Net quantity	Value (dollars)			Net quantity	Value (dollars)		
Customs		F.a.s.	C.i.f.	Customs		F.a.s.	C.i.f.	
8412240	MUFFLERS, SCARVES, AND SHAWLS, OF WOOL NOT KNIT ETC							(LB)
JAPAN.....	19 566	170 037	170 037	176 777	139 259	1 218 180	1 218 720	1 255 817
OTH CTY.....	1 598	14 569	14 653	16 053	8 616	76 542	75 962	81 750
TOTAL.....	21 164	184 606	184 690	192 830	147 875	1 294 722	1 294 682	1 337 567
8412250	MUFFLERS, SCARVES, SHAWLS, AND VEILS, OF SILK, NOT KNITTED OR CROCHETED							(LB)
U KING.....	352	35 338	35 794	36 462	815	79 874	80 350	82 109
FRANCE.....	1 172	146 233	146 206	149 864	5 544	667 326	667 881	686 915
ITALY.....	2 092	177 982	178 619	191 845	10 631	814 073	816 053	853 600
INDIA.....	896	26 182	26 223	27 799	3 290	88 930	88 785	95 507
JAPAN.....	11 546	460 689	456 915	468 647	48 682	1 909 220	1 905 550	1 965 599
OTH CTY.....	155	10 320	10 561	11 126	1 065	50 777	51 166	53 629
TOTAL.....	16 213	856 744	854 318	885 763	70 027	3 610 200	3 609 785	3 737 359
8412260	MUFFLERS, SCARVES, SHAWLS, AND VEILS, OF MANMADE FIBERS, NOT KNITTED OR CROCHETED							(LB)
FRANCE.....	685	13 332	13 350	14 396	2 243	52 233	52 427	56 473
ITALY.....	27 322	328 269	329 052	348 901	83 498	1 067 572	1 070 024	1 129 009
KOR REP.....	450	3 484	3 484	3 979	10 135	45 029	45 029	48 576
JAPAN.....	143 632	1 225 987	1 223 039	1 302 018	753 029	7 339 355	7 337 351	7 702 737
OTH CTY.....	3 527	32 748	32 817	34 852	11 650	95 503	95 726	102 587
TOTAL.....	175 616	1 603 820	1 601 742	1 704 146	860 555	8 599 692	8 600 557	9 039 382
8412290	MUFFLERS, SCARVES, AND SHAWLS, OF TEXTILE FIBERS NES, NOT KNIT ETC							(LB)
OTH CTY.....	115	2 132	2 246	2 502	165	2 659	2 773	3 094
TOTAL.....	115	2 132	2 246	2 502	165	2 659	2 773	3 094
8412300	NECKTIES, MENS AND BOYS, NOT KNIT ETC							(DOZ)
U KING.....	660	25 916	25 988	27 248	5 720	234 883	236 739	245 856
FRANCE.....	1 413	85 938	86 102	88 904	4 947	332 877	333 897	346 968
SPAIN.....	354	24 462	24 614	26 236	2 640	158 966	159 999	169 643
PORTUGL.....	672	8 220	8 220	8 718	6 572	64 246	64 246	70 665
ITALY.....	9 015	252 892	253 368	268 340	46 936	1 113 808	1 117 305	1 192 900
OTH CTY.....	628	6 438	6 460	7 341	8 837	91 177	91 159	97 740
TOTAL.....	12 742	403 866	404 752	426 787	75 652	1 995 957	2 003 345	2 123 772
8412520	BRASSIERES LACE OR NET AND BRASSIERES ORNAMENTED							(DOZ)
MEXICO.....	140 335	1 566 578	1 504 060	1 566 978	557 742	6 291 514	6 062 867	6 295 074
SALVADR.....	1 989	23 404	23 404	23 892	9 426	97 517	97 517	100 338
HONDURA.....	14 976	115 047	115 047	116 437	74 723	541 097	541 098	547 501
C RICA.....	29 356	246 987	246 986	251 774	112 536	982 889	950 736	970 882
JAMAICA.....	20 303	224 655	224 555	227 781	106 524	1 171 738	1 171 640	1 187 624
HAITI.....	14 183	128 090	129 091	133 516	57 923	512 361	513 336	530 363
DOM REP.....	13 547	130 145	117 334	122 552	98 611	972 234	927 283	961 738
TRINID.....	3 515	21 471	21 471	22 748	5 911	33 999	33 991	36 028
COLOMB.....	-	-	-	-	10 801	114 621	114 622	117 384
BRAZIL.....	-	-	-	-	6 725	40 422	40 422	45 158
FRANCE.....	1 496	41 685	41 599	43 528	6 118	148 752	148 897	157 836
PORTUGL.....	1 600	20 200	20 200	21 105	49 150	688 041	688 130	725 086
PHIL R.....	50 321	257 413	257 473	286 083	269 982	1 405 272	1 399 347	1 541 826
KOR REP.....	630	5 607	5 607	5 910	3 850	33 784	33 784	40 032
HG KONG.....	13 393	116 006	119 093	125 703	51 776	418 661	429 035	454 905
OTH CTY.....	429	8 804	8 810	9 124	3 421	41 141	41 192	43 984
TOTAL.....	306 073	2 906 092	2 834 730	2 957 131	1 425 219	13 494 043	13 193 897	13 753 759
8412540	BRASSIERES NOT ORNAMENTED							(DOZ)
MEXICO.....	77 870	888 470	842 342	887 470	281 943	3 049 172	2 892 494	3 049 747
HONDURA.....	4 196	29 228	29 226	29 576	25 693	167 011	167 009	168 945
C RICA.....	38 790	272 297	272 297	277 611	161 910	1 103 445	1 103 444	1 126 957
JAMAICA.....	7 586	74 658	74 076	76 061	45 236	442 277	443 383	455 247
HAITI.....	11 534	86 656	86 484	89 617	43 584	318 435	320 315	332 448
DOM REP.....	7 992	85 340	85 340	89 202	61 373	628 990	593 744	627 913
BARBADO.....	11 093	142 459	141 969	144 485	24 976	300 936	297 247	302 412
TRINID.....	8 847	57 317	57 317	60 569	46 577	294 035	294 035	311 586
COLOMB.....	4 728	45 178	45 178	46 030	7 177	74 350	74 350	75 964
GUYANA.....	13 011	101 553	101 604	111 417	41 828	343 194	342 444	372 593
BRAZIL.....	-	-	-	-	8 332	62 542	62 542	65 464
SPAIN.....	720	6 012	6 018	6 418	4 323	35 842	35 876	38 036
PHIL R.....	106 849	687 670	687 670	744 122	714 622	3 941 156	3 904 341	4 200 831
HG KONG.....	50 676	480 084	480 408	503 562	258 623	2 044 705	2 047 925	2 168 439
OTH CTY.....	1 987	31 361	31 361	32 716	6 098	72 036	72 031	75 992
TOTAL.....	345 879	2 988 283	2 941 290	3 098 856	1 732 295	12 878 126	12 651 180	13 372 574
8412560	CORSETS, SUSPENDERS, GARTERS AND SIMILAR ARTICLES NES							
CANADA.....	-	25 907	26 207	26 190	-	65 215	64 816	65 927
MEXICO.....	-	303 793	294 650	303 593	-	1 184 935	1 165 880	1 186 370
SALVADR.....	-	9 252	9 252	9 305	-	37 092	37 092	38 349
C RICA.....	-	21 186	21 186	21 600	-	31 893	31 893	32 566
SWEDEN.....	-	5 548	5 558	6 524	-	98 944	98 963	107 876
JAPAN.....	-	8 188	8 188	8 744	-	119 768	120 443	126 773
OTH CTY.....	-	855	865	904	-	42 352	42 362	45 660
TOTAL.....	-	374 729	365 906	376 860	-	1 580 199	1 561 449	1 603 521

Table 2. **Schedule A Commodity by Country of Origin, Customs, F.a.s., and C.i.f. Values—Continued**

(See "Explanation of Statistics" for information on coverage, definitions of Customs, f.a.s., and c.i.f. values, sources of error in the data, OTH CTY (other countries), and other definitions and features of the import statistics. Shipments valued less than \$251 are shown only under Schedule A commodity number 990.0000 and excluded from all other commodities.)

Country of origin	Schedule A commodity number, description and unit of quantity								
	Net quantity	Current month			Net quantity	Cumulative, January to date			
		Value (dollars)				Value (dollars)			
		Customs	F.a.s.	C.i.f.		Customs	F.a.s.	C.i.f.	
8412620	GLOVES AND GLOVE LININGS, MAN-MD FIBERS NOT KNITTED OR CROCHETED							(DPR)	
HAITI.....	2 984	32 333	32 333	33 744	19 874	188 530	188 530	196 888	
PHIL R.....	37 967	259 779	245 823	279 181	238 333	1 924 233	1 823 030	2 146 378	
KOR REP.....	9 566	39 324	40 274	44 334	27 976	121 387	122 337	135 870	
HG KONG.....	720	3 150	3 150	3 398	42 197	193 720	194 597	209 565	
CHINA T.....	90 520	415 535	419 499	466 515	180 673	910 438	918 142	1 009 632	
JAPAN.....	10 703	41 317	41 338	48 331	28 111	173 402	173 423	189 371	
OTH CTY.....	-	-	-	-	3 762	20 979	21 016	21 832	
TOTAL.....	152 460	791 438	782 417	875 503	540 926	3 532 689	3 441 075	3 909 536	
8412640	GLOVES AND MITTENS, TEXTILE FIBERS NES, NOT KNITTED OR CROCHETED							(DPR)	
MEXICO.....	7 200	33 108	33 108	33 108	45 072	199 834	200 533	201 283	
BARBADO.....	21 634	22 926	20 372	22 305	109 051	105 526	102 972	111 555	
INDIA.....	3 625	7 560	7 560	6 392	24 760	57 682	57 682	63 534	
PAKISTN.....	1 624	6 454	6 454	7 274	13 352	39 723	39 722	45 418	
THAILND.....	-	-	-	-	38 000	108 995	108 995	120 206	
MALAYSIA.....	9 390	21 128	21 234	23 011	24 390	53 378	53 822	58 342	
CHINA M.....	-	-	-	-	82 120	238 386	238 386	251 577	
KOR REP.....	38 320	64 697	64 697	77 645	167 443	423 127	422 827	479 371	
HG KONG.....	50 767	132 062	132 086	144 377	452 432	1 141 990	1 140 260	1 238 762	
CHINA T.....	12 171	26 504	26 504	29 010	155 562	407 527	404 421	442 424	
JAPAN.....	6 703	15 149	15 149	17 426	39 527	107 779	107 779	122 957	
OTH CTY.....	12 320	12 145	12 145	13 810	44 017	86 772	86 822	96 276	
TOTAL.....	163 754	341 733	339 309	376 358	1 195 726	2 970 719	2 964 221	3 231 705	
8413005	GLOVES, OF HORSE OR COW HIDE, WHOLLY OF LEATHER, WITHOUT FOURCHETTES OR SIDEWALLS							(DPR)	
MEXICO.....	2 010	52 491	51 376	52 491	7 234	188 501	183 998	188 595	
KOR REP.....	43 488	188 467	136 084	219 131	94 149	426 053	335 475	527 900	
HG KONG.....	2 060	30 057	30 057	31 457	11 509	146 812	146 617	152 822	
CHINA T.....	1 560	9 736	9 736	10 270	10 080	100 583	100 583	105 918	
JAPAN.....	1 750	41 350	41 350	43 377	1 921	45 476	45 476	48 135	
OTH CTY.....	233	6 341	6 341	6 499	1 571	32 534	32 544	34 552	
TOTAL.....	51 101	328 442	274 944	363 225	126 464	939 959	844 693	1 057 922	
8413007	GLOVES, OF HORSE OR COW HIDE, WHOLLY OF LEATHER WITH FOURCHETTES OR SIDEWALLS							(DPR)	
MEXICO.....	16 594	242 196	238 109	242 316	133 915	2 191 545	2 172 648	2 191 777	
HAITI.....	1 932	36 354	36 353	37 422	11 292	185 616	185 607	192 488	
PHIL R.....	11 600	304 432	288 218	314 299	55 952	1 540 426	1 491 642	1 590 101	
KOR REP.....	1 480	24 030	24 030	25 046	27 123	524 322	526 472	557 586	
HG KONG.....	3 156	35 685	35 685	37 503	29 546	273 377	274 690	289 666	
CHINA T.....	2 858	46 803	46 803	49 211	61 235	632 252	633 293	670 295	
JAPAN.....	3 242	73 412	73 757	78 065	27 501	668 535	669 425	704 251	
OTH CTY.....	192	984	984	1 120	3 055	39 962	40 313	44 240	
TOTAL.....	41 054	763 896	743 939	784 982	349 619	6 056 035	5 994 090	6 240 404	
8413012	GLOVES, OF HORSE OR COW HIDE, NOT WHOLLY OF LEATHER, WITHOUT FOURCHETTES OR SIDEWALLS							(DPR)	
MEXICO.....	1 800	29 472	28 137	29 572	9 474	138 435	131 240	138 666	
THAILND.....	-	-	-	-	8 720	41 620	41 620	43 950	
KOR REP.....	8 344	50 918	51 505	56 627	51 642	297 474	288 460	317 910	
HG KONG.....	15 722	110 517	111 012	117 268	127 027	905 428	908 004	958 639	
CHINA T.....	19 086	116 801	119 703	126 876	146 292	948 463	957 202	1 018 606	
JAPAN.....	-	-	-	-	1 774	33 955	33 955	35 419	
OTH CTY.....	160	4 000	4 000	4 098	6 133	38 158	38 197	40 558	
TOTAL.....	45 112	311 708	314 357	334 441	351 062	2 403 533	2 398 678	2 553 748	
8413014	GLOVES, OF HORSE OR COW HIDE, NOT WHOLLY OF LEATHER, WITH FOURCHETTES OR SIDEWALLS							(DPR)	
MEXICO.....	8 072	98 749	98 749	98 749	30 618	400 571	400 571	400 571	
HAITI.....	103	2 220	2 220	2 329	6 277	99 974	99 975	104 125	
PHIL R.....	4 590	127 342	122 096	131 554	18 317	485 781	471 077	500 300	
KOR REP.....	981	19 194	19 334	20 649	26 033	260 096	262 199	282 876	
HG KONG.....	16 436	117 892	119 747	128 379	85 344	644 783	651 508	691 176	
CHINA T.....	36 746	267 697	267 699	285 593	132 973	981 590	983 279	1 045 839	
JAPAN.....	70	643	643	732	4 333	135 649	137 521	145 498	
OTH CTY.....	168	6 546	6 566	6 867	3 036	27 889	27 959	29 706	
TOTAL.....	67 166	640 283	637 054	674 852	306 931	3 036 333	3 034 089	3 200 091	
8413020	LEATHER GLOVES NES, MENS, NOT LINED							(DPR)	
FINLAND.....	-	-	-	-	240	31 358	31 358	32 018	
CZECHO.....	300	12 960	12 960	14 835	1 574	55 728	55 728	60 174	
PHIL R.....	4 023	89 603	87 597	93 074	15 274	357 342	351 813	373 256	
OTH CTY.....	466	14 979	15 008	15 562	3 595	134 915	135 220	141 257	
TOTAL.....	4 789	117 542	115 565	123 471	20 683	579 343	574 119	606 705	
8413030	LEATHER GLOVES NES, MENS, LINED							(DPR)	
ITALY.....	210	12 655	12 665	13 332	2 074	120 634	120 657	125 594	
PHIL R.....	1 105	36 921	34 196	37 919	7 579	242 010	234 696	250 091	
OTH CTY.....	350	12 677	12 677	13 139	1 583	75 962	76 063	79 354	
TOTAL.....	1 665	62 253	59 538	64 390	11 236	438 606	431 416	455 039	
8413040	LEATHER GLOVES NES, WOMENS OR CHILDRENS, NOT LINED							(DPR)	
ITALY.....	-	-	-	-	959	48 956	48 915	51 510	
PHIL R.....	502	21 277	19 217	22 555	4 147	138 485	126 802	145 076	

Table 2. Schedule A Commodity by Country of Origin, Customs, F.a.s., and C.i.f. Values—Continued

(See "Explanation of Statistics" for information on coverage, definitions of Customs, f.a.s., and c.i.f. values, sources of error in the data, OTH CTY (other countries), and other definitions and features of the import statistics. Shipments valued less than \$251 are shown only under Schedule A commodity number 990.0000 and excluded from all other commodities.)

Country of origin	Schedule A commodity number, description and unit of quantity							
	Current month				Cumulative, January to date			
	Net quantity	Value (dollars)			Net quantity	Value (dollars)		
Customs		F.a.s.	C.i.f.	Customs		F.a.s.	C.i.f.	
OTH CTY.....	324	9 969	9 969	10 455	1 060	42 792	42 793	44 864
TOTAL.....	826	31 246	29 186	33 010	6 166	230 233	218 510	241 450
8413050	LEATHER GLOVES NES, WOMENS OR CHILDRENS, LINED							(DPR)
FRANCE.....	-	-	-	-	1 583	101 246	101 508	104 147
POLAND.....	-	-	-	-	306	34 797	34 762	35 846
ITALY.....	3 339	97 261	97 315	102 890	11 515	471 014	491 533	491 607
PHIL R.....	1 882	65 560	58 454	68 318	12 540	426 480	383 458	445 317
OTH CTY.....	8	591	591	608	389	14 066	13 275	14 147
TOTAL.....	5 229	163 412	156 360	171 816	26 333	1 047 603	1 003 536	1 091 064
8413060	GLOVES AND MITTS, BASEBALL AND SOFTBALL							(NO)
KOR REP.....	24 692	123 189	123 189	133 259	1 140 446	5 226 602	5 260 219	5 659 628
CHINA T.....	12 728	66 336	66 336	70 087	811 448	2 583 040	2 586 055	2 734 994
JAPAN.....	444	3 448	3 448	4 672	174 218	1 140 281	1 144 859	1 216 109
OTH CTY.....	-	-	-	-	2 025	2 475	2 485	2 623
TOTAL.....	37 864	192 973	192 973	208 018	2 128 137	8 952 398	8 993 618	9 613 354
8413070	LEATHER ETC GLOVES AND GLOVE LININGS NSPF							
MEXICO.....	-	5 168	5 168	5 282	-	96 957	97 497	97 995
U KING.....	-	19 133	19 133	20 975	-	41 800	41 800	45 286
FRANCE.....	-	20 802	20 805	21 587	-	88 936	89 070	91 631
W GERM.....	-	14 448	14 379	14 784	-	66 385	66 316	67 987
SPAIN.....	-	-	-	-	-	96 592	96 503	99 856
HG KONG.....	-	12 658	12 658	13 240	-	66 179	66 799	71 017
CHINA T.....	-	3 179	3 179	3 414	-	33 930	33 903	38 191
JAPAN.....	-	34 228	34 353	41 494	-	77 421	77 546	87 850
OTH CTY.....	-	42 700	31 700	47 403	-	102 972	87 662	112 192
TOTAL.....	-	152 316	141 375	168 179	-	671 172	657 096	712 005
8413080	LEATHER BELTS, FOR USE AS APPAREL							
CANADA.....	-	9 824	10 026	10 028	-	38 066	38 368	38 452
MEXICO.....	-	81 369	81 244	83 497	-	333 131	333 429	341 516
HAITI.....	-	152 416	152 416	158 979	-	670 959	670 959	699 797
COLOMB.....	-	55 944	55 944	58 708	-	265 872	265 872	280 787
BRAZIL.....	-	49 766	49 766	52 565	-	122 409	122 421	132 036
ARGENT.....	-	8 969	8 969	10 424	-	105 499	105 499	113 062
FRANCE.....	-	28 205	28 177	29 590	-	183 251	182 968	190 742
ITALY.....	-	137 089	137 236	144 871	-	570 175	570 914	602 400
HG KONG.....	-	55 643	56 138	58 696	-	200 405	202 458	213 182
CHINA T.....	-	129 796	129 796	143 583	-	634 626	619 449	682 048
OTH CTY.....	-	17 157	17 819	19 695	-	98 184	99 800	107 714
TOTAL.....	-	726 178	727 531	770 636	-	3 222 577	3 212 137	3 401 736
8413090	LEATHER WEARING APPAREL NSPF							
CANADA.....	-	1 402 885	1 412 659	1 419 632	-	6 141 819	6 113 719	6 146 855
MEXICO.....	-	742 006	741 938	746 592	-	3 827 862	3 826 089	3 856 459
COLOMB.....	-	1 328	1 328	1 484	-	69 239	69 240	72 095
BRAZIL.....	-	279 228	279 228	290 345	-	1 573 864	1 573 689	1 654 874
URUGUAY.....	-	788 430	788 430	820 449	-	2 298 529	2 297 640	2 401 907
ARGENT.....	-	68 144	68 144	71 735	-	685 823	683 093	716 926
SWEDEN.....	-	35 833	35 833	37 833	-	221 769	222 377	233 222
FINLAND.....	-	16 814	16 814	17 438	-	38 010	38 010	39 796
U KING.....	-	498 027	498 233	532 062	-	1 331 612	1 331 312	1 417 333
BELGIUM.....	-	21 600	21 600	23 134	-	203 372	203 326	213 896
FRANCE.....	-	39 292	39 367	41 448	-	408 922	408 349	425 033
W GERM.....	-	3 792	3 792	4 023	-	41 176	41 240	44 497
POLAND.....	-	124 648	124 648	132 939	-	999 941	990 452	1 057 232
SPAIN.....	-	1 215 323	1 215 776	1 268 631	-	3 781 062	3 791 036	3 992 303
ITALY.....	-	167 518	169 482	176 846	-	1 215 493	1 217 544	1 275 168
YUGOSLV.....	-	225 651	226 435	239 408	-	684 379	687 426	724 935
GREECE.....	-	27 511	27 511	28 132	-	45 061	45 061	47 351
TURKEY.....	-	94 153	94 616	100 900	-	395 940	397 045	420 311
ISRAEL.....	-	763 586	763 483	798 995	-	2 267 504	2 265 875	2 427 564
KOR REP.....	-	1 968 457	1 965 800	2 184 602	-	5 510 220	6 450 297	7 182 948
HG KONG.....	-	1 140 900	1 146 008	1 194 957	-	3 757 980	3 768 216	3 983 663
CHINA T.....	-	2 539 684	2 547 762	2 693 713	-	9 579 854	9 623 799	10 207 022
JAPAN.....	-	5 227	5 227	5 417	-	34 205	33 205	34 873
OTH CTY.....	-	29 122	29 209	33 162	-	147 285	147 380	163 286
TOTAL.....	-	12 199 159	12 223 323	12 863 877	-	46 260 921	46 225 420	48 739 549
8414120	GLOVES ETC COTTON, KNITTED OR CROCHETED NOT ELASTIC NOR RUBBERIZED							(DPR)
PAKISTN.....	4 800	11 842	11 842	12 960	12 892	35 701	35 701	39 320
SINGAPR.....	6 540	20 622	20 622	22 426	37 432	123 758	123 758	134 734
PHIL R.....	41 184	42 767	42 652	48 108	192 019	229 503	224 567	250 729
CHINA M.....	-	-	-	-	10 000	33 942	33 942	37 077
KOR REP.....	7 250	29 775	29 775	32 678	15 193	47 932	47 932	54 479
HG KONG.....	6 444	15 778	15 778	15 829	139 735	374 178	375 420	407 776
CHINA T.....	9 364	43 576	45 054	48 429	65 843	157 710	159 261	173 266
JAPAN.....	16 188	20 778	20 778	25 136	148 522	234 572	234 873	270 177
OTH CTY.....	5 140	3 029	3 029	3 251	30 935	62 251	62 434	65 812
TOTAL.....	96 910	188 167	189 581	210 351	652 571	1 299 547	1 297 888	1 433 370

Table 2. Schedule A Commodity by Country of Origin, Customs, F.a.s., and C.i.f. Values—Continued

(See "Explanation of Statistics" for information on coverage, definitions of Customs, f.a.s., and c.i.f. values, sources of error in the data, OTH CTY (other countries), and other definitions and features of the import statistics. Shipments valued less than \$251 are shown only under Schedule A commodity number 990.0000 and excluded from all other commodities.)

Country of origin	Schedule A commodity number, description and unit of quantity							
	Current month				Cumulative, January to date			
	Net quantity	Value (dollars)			Net quantity	Value (dollars)		
Customs		F.a.s.	C.i.f.	Customs		F.a.s.	C.i.f.	
8414140	GLOVES ETC MAN-MADE FIBERS KNITTED OR CROCHETED, NOT ELASTIC NOR RUBBERIZED							(DPR)
SALVADR.....	2 200	18 700	17 600	17 985	44 613	259 217	257 919	267 206
HAITI.....	22 222	13 522	13 522	14 905	47 022	56 402	56 402	60 363
BARBADO.....	11 120	11 676	11 676	12 897	33 550	36 383	36 383	39 775
PHIL R.....	4 247	43 200	37 691	45 203	54 032	473 363	440 818	532 120
KOR REP.....	8 475	52 256	54 869	60 582	20 650	120 427	123 040	136 073
HG KONG.....	15 382	54 157	54 646	58 958	71 858	247 747	248 602	265 655
CHINA T.....	69 114	299 321	299 823	326 500	166 620	702 743	707 904	766 531
JAPAN.....	12 758	80 075	79 158	90 311	41 761	185 958	185 259	206 888
OTH CTY.....	494	2 887	3 130	3 451	5 087	26 638	26 871	26 328
TOTAL.....	146 012	575 794	572 115	630 882	485 193	2 108 878	2 083 198	2 302 939
8414160	GLOVES ETC TEXTILE MATERIALS NES KNITTED OR CROCHETED NOT ELASTIC OR RUBBERIZED							(DPR)
OTH CTY.....	1 214	24 753	24 879	26 185	6 915	101 191	101 177	107 115
TOTAL.....	1 214	24 753	24 879	26 185	6 915	101 191	101 177	107 115
8414220	HOSIERY ETC WOOL, KNITTED OR CROCHETED NOT ELASTIC NOR RUBBERIZED							(DPR)
NORWAY.....	50	2 028	2 028	2 125	3 084	76 856	76 856	81 952
U KING.....	1 146	19 375	20 018	21 547	19 063	227 632	228 213	238 685
OTH CTY.....	136	2 663	2 816	3 052	1 442	14 363	14 441	15 637
TOTAL.....	1 332	24 066	24 862	26 724	23 589	318 791	319 510	336 274
8414240	HOSIERY ETC, EXCEPT WOOL, KNITTED OR CROCHETED, NOT ELASTIC NOR RUBBERIZED							(DPR)
COLOMB.....	602	1 498	1 498	1 697	14 335	35 552	35 552	38 058
U KING.....	2 210	25 713	25 741	27 830	15 412	156 720	157 045	170 692
FRANCE.....	1 823	31 277	30 634	32 163	7 157	94 546	93 968	99 875
SPAIN.....	5 107	26 084	26 084	29 221	15 701	91 322	91 322	103 738
ISRAEL.....	61 965	57 083	57 119	60 936	206 829	214 753	214 786	229 159
PHIL R.....	9 931	47 401	47 414	55 981	71 939	330 637	330 603	385 098
KOR REP.....	25 538	99 117	99 117	116 557	53 488	167 696	167 696	195 111
HG KONG.....	30 174	224 897	224 897	255 743	176 148	1 316 222	1 313 239	1 512 338
CHINA T.....	65 270	603 996	606 816	700 541	171 368	1 602 567	1 607 202	1 883 427
OTH CTY.....	1 906	13 643	13 654	14 837	12 316	73 848	74 315	81 217
TOTAL.....	204 526	1 130 709	1 132 974	1 295 506	744 693	4 083 863	4 065 728	4 698 713
8414312	SHIRTS EXCEPT UNDERSHIRTS, COTTON MENS & BOYS, KNITTED OR CROCHETED, NOT ELASTIC ETC							(DOZ)
MEXICO.....	504	16 255	16 255	16 688	864	34 494	34 494	35 604
U KING.....	615	32 902	30 370	34 293	6 397	482 001	455 667	505 989
BELGIUM.....	86	3 727	3 727	4 542	4 089	140 333	140 471	162 875
FRANCE.....	739	27 579	27 801	30 289	4 650	209 194	210 274	230 998
CZECHO.....	-	-	-	-	4 587	38 660	38 660	41 276
SWITZLD.....	17	1 981	1 981	2 094	404	59 962	59 018	62 368
POLAND.....	2 892	20 401	20 401	22 839	185 766	1 047 625	1 042 524	1 178 776
SPAIN.....	64	2 672	2 672	3 038	1 727	65 066	65 066	70 823
PORTUGL.....	1 491	35 426	35 426	41 025	4 595	98 781	97 867	112 630
ITALY.....	1 952	75 294	75 489	81 120	10 386	605 248	608 771	653 082
ROMANIA.....	2 870	21 659	21 659	23 953	41 326	239 918	244 489	271 217
ISRAEL.....	1 923	51 718	51 718	58 319	13 165	341 116	338 943	380 645
INDIA.....	9 668	62 399	62 397	72 095	36 278	303 802	303 773	359 196
PAKISTN.....	104 203	341 358	341 831	379 974	666 989	2 158 783	2 162 523	2 419 237
CAMBOD.....	-	-	-	-	6 240	34 795	34 795	39 686
SINGAPR.....	-	-	-	-	5 995	131 174	134 337	146 030
PHIL R.....	-	-	-	-	33 677	223 663	223 663	246 378
CHINA M.....	900	11 214	11 485	12 852	2 824	40 466	40 737	44 015
KOR REP.....	3 663	53 299	53 299	57 843	10 429	102 199	102 500	111 940
HG KONG.....	56 461	1 022 900	1 068 298	1 144 918	404 709	7 112 886	7 213 211	7 802 074
CHINA T.....	4 945	109 856	110 820	121 180	56 289	1 055 704	1 056 855	1 141 639
JAPAN.....	956	16 770	16 770	20 223	10 069	158 099	159 177	175 148
N ZEAL.....	60	5 275	5 275	5 761	830	68 867	68 867	74 349
OTH CTY.....	1 291	33 487	33 575	37 358	25 847	301 071	301 224	336 011
TOTAL.....	195 300	1 946 172	1 991 249	2 170 404	1 538 132	15 053 907	15 137 906	16 601 986
8414314	SHIRTS EXCEPT UNDERSHIRTS, WOOL, MENS & BOYS, KNITTED OR CROCHETED, N ELAST OR RUBBERIZED							(LB)
HG KONG.....	2 474	17 418	17 418	18 172	5 524	35 523	36 187	38 762
OTH CTY.....	1 641	21 548	21 546	26 769	6 524	82 200	81 718	86 502
TOTAL.....	4 115	38 966	38 964	40 941	12 048	117 723	117 905	125 264
8414316	SHIRTS EXCEPT UNDERSHIRTS, MAN-MADE FIBERS MENS AND BOYS, KNITTED, NOT ELASTIC ETC							(DOZ)
MEXICO.....	29 551	1 179 372	1 175 298	1 179 151	131 623	5 539 983	5 522 163	5 550 914
SALVADR.....	1 507	56 030	56 030	57 285	5 256	203 469	203 479	208 682
NICARAG.....	495	16 566	15 637	16 657	1 220	46 916	45 986	47 615
HAITI.....	595	9 799	9 799	10 240	5 528	99 629	99 629	104 337
COLOMB.....	246	2 272	2 272	2 851	4 429	137 349	137 350	143 915
BRAZIL.....	5 732	69 489	69 489	77 795	17 767	374 474	374 474	422 940
U KING.....	156	7 003	7 003	7 799	3 265	131 474	131 479	142 368
FRANCE.....	8	1 600	1 600	1 737	406	45 449	45 497	49 633
SPAIN.....	969	60 492	60 492	64 012	4 587	285 538	285 539	307 701
ITALY.....	1 352	78 262	78 262	86 281	14 027	869 940	871 800	960 641
YUGOSLV.....	1 027	70 846	70 846	74 478	3 806	261 216	261 216	269 679
ISRAEL.....	233	13 250	13 250	14 695	2 190	65 013	65 013	72 547
THAILND.....	6 713	165 973	167 232	189 313	94 984	1 945 647	1 950 118	2 271 889
MALAYSIA.....	800	16 380	16 380	18 994	2 972	69 352	68 323	77 727
SINGAPR.....	16 185	387 077	382 548	427 849	77 280	1 741 007	1 735 011	1 929 380

Table 2. Schedule A Commodity by Country of Origin, Customs, F.a.s., and C.i.f. Values—Continued

(See "Explanation of Statistics" for information on coverage, definitions of Customs, f.a.s., and c.i.f. values, sources of error in the data, OTH CTY (other countries), and other definitions and features of the import statistics. Shipments valued less than \$251 are shown only under Schedule A commodity number 990.0000 and excluded from all other commodities.)

Country of origin	Schedule A commodity number, description and unit of quantity								
	Current month				Cumulative, January to date				
	Net quantity	Value (dollars)			Net quantity	Value (dollars)			
Customs		F.a.s.	C.i.f.	Customs		F.a.s.	C.i.f.		
PHIL R.....	2 819	35 647	35 647	45 155	9 793	198 987	198 988	233 482	
KOR REP.....	100 127	1 891 467	1 903 944	2 184 654	533 064	9 994 476	10 003 854	11 498 619	
HG KONG.....	21 693	719 286	725 493	780 727	166 766	4 921 771	4 910 353	5 347 894	
CHINA T.....	85 716	2 310 680	2 320 912	2 619 869	555 885	14 565 311	14 638 715	16 840 665	
JAPAN.....	539	24 740	24 740	26 783	14 334	382 237	384 089	414 863	
OTH CTY.....	175	13 811	13 811	15 065	5 538	159 243	159 425	177 296	
TOTAL.....	276 638	7 130 042	7 150 685	7 901 390	1 654 720	42 038 481	42 092 501	47 072 787	
8414330	UNDERWEAR, TEXTILE MATERIAL NES, MENS & BOYS, KNITTED OR CROCHETED, NOT ELASTIC ETC (DOZ)								
CANADA.....	39	14 073	14 166	14 166	775	80 415	80 552	81 120	
MEXICO.....	36 197	329 600	316 672	329 600	105 371	747 077	714 006	747 077	
BRAZIL.....	2 033	9 634	9 634	10 940	9 722	51 654	51 654	56 772	
DENMARK.....	3 980	34 362	34 362	44 952	6 483	54 188	54 188	69 143	
FRANCE.....	698	14 886	14 886	16 306	3 297	74 777	74 777	80 617	
ISRAEL.....	17 339	102 149	102 149	118 644	46 541	257 518	257 518	291 942	
KOR REP.....	3 600	17 400	17 400	18 855	1 172	64 004	64 004	68 574	
OTH CTY.....	841	15 298	14 944	16 027	9 028	156 926	155 816	167 280	
TOTAL.....	64 727	537 402	524 213	569 490	189 389	1 486 559	1 452 515	1 562 525	
8414350	SHIRTS EXCEPT UNDERSHIRTS WOMENS GIRLS & INFANTS, COTTON AND MAN-MADE FIBER, KNITTED ETC (DOZ)								
CANADA.....	948	16 534	16 594	16 868	6 448	133 305	129 886	132 026	
MEXICO.....	8 170	255 314	252 743	255 342	20 065	599 880	593 014	600 643	
SALVADR.....	-	-	-	-	8 748	155 301	155 301	157 962	
C RICA.....	21 897	209 043	209 790	217 872	77 709	595 165	595 399	620 519	
HAITI.....	12 058	78 601	78 364	83 134	48 789	341 885	341 960	363 374	
DOM REP.....	443	13 019	12 759	13 167	3 353	93 514	93 299	97 021	
COLOMB.....	334	5 953	5 953	6 227	3 231	76 857	77 747	80 342	
PERU.....	-	-	-	-	9 204	59 130	59 130	66 807	
BRAZIL.....	32 787	352 594	352 594	385 252	141 078	1 623 248	1 623 248	1 761 101	
FINLAND.....	13	592	592	680	2 411	116 889	117 171	124 711	
DENMARK.....	34	997	997	1 191	7 273	176 360	176 370	188 773	
U KING.....	26	2 255	2 255	2 328	1 598	73 620	74 436	79 296	
IRELAND.....	3	530	530	576	1 612	47 743	47 778	50 866	
BELGIUM.....	374	18 194	18 194	19 195	4 531	150 083	151 655	162 088	
FRANCE.....	8 864	326 239	326 422	356 353	79 741	3 144 186	3 156 626	3 417 289	
W GERM.....	259	11 141	11 141	11 937	1 706	57 054	57 162	61 794	
POLAND.....	1 500	11 388	11 388	12 525	29 566	334 246	334 516	366 681	
SPAIN.....	689	18 977	18 977	20 681	5 553	120 976	121 480	132 241	
PORTUGL.....	5 132	108 437	108 437	118 363	22 218	417 805	418 043	460 049	
MALTA.....	-	-	-	-	2 730	52 387	52 389	59 522	
ITALY.....	10 225	472 460	472 601	508 763	64 935	2 703 701	2 714 519	2 925 951	
GREECE.....	9	728	728	806	2 311	41 356	41 429	46 037	
ROMANIA.....	4 224	23 544	23 544	26 464	50 075	269 911	274 028	301 504	
TURKEY.....	546	16 521	16 553	18 161	1 610	39 978	40 040	44 901	
ISRAEL.....	2 150	50 722	50 970	55 603	28 001	541 380	543 933	594 875	
INDIA.....	15 593	201 984	201 937	242 569	68 406	929 535	928 159	1 120 108	
PAKISTN.....	18 783	63 793	63 893	73 431	49 112	227 082	227 422	266 991	
THAILND.....	72 235	600 226	604 813	666 651	307 956	2 326 040	2 343 107	2 650 217	
SINGAPR.....	1 528 277	1 392 109	1 398 241	1 562 085	521 808	5 745 146	5 763 805	6 374 566	
INDNSIA.....	-	-	-	-	5 040	46 741	48 801	54 828	
PHIL R.....	30 693	444 887	447 472	513 510	146 185	1 954 955	1 960 213	2 196 612	
MACAO.....	28 117	482 681	484 092	533 373	121 917	1 917 075	1 925 547	2 147 253	
CHINA M.....	-	-	-	-	2 922	32 450	32 541	34 409	
KOR REP.....	377 577	5 469 976	5 494 574	6 282 646	1 653 745	23 212 427	23 299 892	26 835 955	
HG KONG.....	221 821	3 479 786	3 505 287	3 852 812	1 001 611	16 234 879	16 332 874	17 946 235	
CHINA T.....	387 705	7 598 412	7 676 371	8 577 478	2 178 559	38 620 294	39 039 353	44 042 606	
JAPAN.....	136 234	1 941 800	1 963 892	2 163 043	565 231	8 055 325	8 163 269	8 908 415	
MOROC.....	1 371	26 080	26 071	28 985	4 976	112 330	112 321	124 970	
OTH CTY.....	2 647	68 651	68 728	73 835	7 841	162 151	162 168	177 549	
TOTAL.....	1 531 738	23 764 168	23 927 497	26 701 906	7 259 805	111 542 390	112 330 051	125 777 088	
8414370	UNDERWEAR, TEXTILE MATERIAL NES, WOMENS GIRLS AND INFANTS, KNITTED, NOT ELASTIC ETC (DOZ)								
MEXICO.....	17 772	208 555	208 195	208 510	104 061	1 281 209	1 280 616	1 281 218	
JAMAICA.....	9 414	44 195	44 194	45 394	55 986	236 479	236 488	243 520	
HAITI.....	5 706	64 864	64 863	67 699	29 031	131 466	131 483	136 630	
U KING.....	313	7 723	7 723	8 280	5 327	85 126	85 209	92 920	
FRANCE.....	1 096	15 841	15 800	17 011	6 202	125 042	124 895	132 440	
SPAIN.....	10 649	36 042	36 054	44 236	66 349	271 989	272 116	300 004	
ITALY.....	40	5 606	5 984	6 323	33	33 395	34 180	35 984	
PHIL R.....	16 737	54 196	54 196	64 671	90 977	319 670	318 850	383 476	
HG KONG.....	3 962	12 718	12 718	14 178	70 172	290 426	289 670	317 092	
OTH CTY.....	4 320	20 365	20 391	22 783	47 794	203 840	203 248	218 666	
TOTAL.....	70 009	470 105	470 118	499 125	476 222	2 978 642	2 976 755	3 141 950	
8414411	SWEATERS WHOLLY OR PART CASHMERE MENS AND BOYS KNITTED O CROCHETED, N ELAST OR RUBBERIZED (LB)								
U KING.....	2 927	77 884	77 884	80 748	13 925	342 425	342 019	355 590	
OTH CTY.....	111	2 168	2 168	2 308	776	30 543	30 521	32 035	
TOTAL.....	3 038	80 052	80 052	83 056	14 701	372 968	372 540	387 625	
8414413	SWEATERS SHEEP-LIKE HAIR EXCEPT CASHMERE MENS AND BOYS KNIT O CROCHETED, N ELAST O RUBRZD (LB)								
U KING.....	2 322	27 111	27 111	29 133	6 735	95 566	91 574	97 575	
ISRAEL.....	9 874	97 650	97 650	106 011	61 859	568 538	568 538	617 514	
MACAO.....	-	-	-	-	34 340	139 998	139 998	150 919	
HG KONG.....	16 315	112 898	113 036	130 659	26 435	183 289	180 798	203 942	
OTH CTY.....	259	3 692	3 692	4 160	4 049	44 971	44 862	48 296	
TOTAL.....	28 770	241 351	241 489	269 963	133 418	1 032 362	1 025 770	1 118 246	

Table 2. Schedule A Commodity by Country of Origin, Customs, F.a.s., and C.i.f. Values—Continued

(See "Explanation of Statistics" for information on coverage, definitions of Customs, f.a.s., and c.i.f. values, sources of error in the data, OTH CTY (other countries), and other definitions and features of the import statistics. Shipments valued less than \$251 are shown only under Schedule A commodity number 990.0000 and excluded from all other commodities.)

Country of origin	Schedule A commodity number, description and unit of quantity							
	Current month				Cumulative, January to date			
	Net quantity	Value (dollars)			Net quantity	Value (dollars)		
Customs		F.a.s.	C.i.f.	Customs		F.a.s.	C.i.f.	
8414415	SWEATERS WOOL NES MENS AND BOYS KNITTED OR CROCHETED, NOT ELASTIC OR RUBBERIZED (LP)							
CANADA.....	2 908	32 596	35 744	35 747	4 891	51 951	58 836	58 867
NORWAY.....	386	3 733	3 733	4 167	4 564	37 920	38 842	42 357
U KING.....	16 428	204 220	204 718	218 098	74 154	826 380	824 927	877 083
FRANCE.....	534	9 724	9 724	10 396	3 427	68 546	68 654	72 982
AUSTRIA.....	65	1 226	1 226	1 499	4 233	82 791	82 862	90 739
ITALY.....	18 634	144 452	145 036	157 254	75 102	659 537	660 809	715 776
MACAO.....	3 539	21 307	21 307	22 864	100 355	469 640	469 640	508 385
CHINA M.....	-	-	-	-	13 713	46 757	46 757	51 339
HG KONG.....	65 928	359 493	350 642	376 796	135 858	729 969	722 077	776 990
CHINA T.....	3 635	26 017	26 017	28 133	5 173	34 011	34 011	38 462
OTH CTY.....	3 125	23 349	23 359	24 674	15 508	119 029	118 891	128 745
TOTAL.....	115 182	826 117	821 506	879 628	436 978	3 126 531	3 126 306	3 361 725
8414419	SWEATERS, KNIT, MEN AND BOYS, COTTON AND MAN-MADE FIBERS NOT ORNAMENTED (DOZ)							
CANADA.....	271	19 260	19 333	19 377	3 992	233 540	234 261	234 773
U KING.....	281	6 879	6 879	7 410	3 482	148 481	148 912	161 781
FRANCE.....	22	1 782	1 782	1 930	1 354	93 887	94 036	103 105
ITALY.....	3 077	133 038	133 281	147 207	33 716	1 776 107	1 777 640	1 916 137
YUGOSLV.....	-	-	-	-	2 249	138 982	138 982	143 291
KOR REP.....	52 648	1 148 913	1 158 465	1 332 628	113 675	2 325 163	2 343 249	2 702 247
HG KONG.....	6 891	246 004	255 706	275 279	52 514	1 504 432	1 565 965	1 714 412
CHINA T.....	80 274	1 787 508	1 811 630	2 039 079	191 075	4 249 949	4 302 310	4 836 696
JAPAN.....	44	827	868	930	1 067	35 340	36 356	38 352
OTH CTY.....	2 649	50 070	50 021	54 715	4 016	117 215	117 413	129 207
TOTAL.....	146 157	3 394 281	3 437 965	3 876 555	407 140	10 623 096	10 759 127	11 980 001
8414420	WEARING APPAREL NES MENS AND BOYS KNITTED OR CROCHETED, NOT ELASTIC OR RUBBERIZED (LB)							
CANADA.....	2 869	15 974	16 121	16 189	22 156	112 810	112 567	112 817
MEXICO.....	76 479	537 406	541 707	541 809	383 444	2 776 330	2 768 096	2 768 852
SALVADR.....	818	3 100	3 100	3 171	26 750	141 844	141 854	145 595
HAITI.....	4 319	17 292	17 277	17 991	73 994	136 325	135 390	140 856
COLOMB.....	31 617	194 970	194 970	202 159	180 903	1 129 795	1 129 794	1 169 153
DENMARK.....	-	-	-	-	4 775	34 633	34 633	37 270
U KING.....	1 297	20 527	20 527	21 622	7 072	84 025	84 810	90 142
FRANCE.....	2 606	30 725	30 605	34 179	51 695	422 954	423 817	457 518
W GERM.....	101	998	998	1 098	11 196	106 420	106 144	114 576
HUNGARY.....	-	-	-	-	32 778	89 725	90 801	98 985
SWITZLD.....	122	2 522	2 522	2 790	4 897	57 769	57 779	62 854
SPAIN.....	46	1 017	1 017	1 126	4 674	49 175	49 168	52 848
ITALY.....	4 727	61 056	60 988	65 203	52 514	606 642	608 068	651 525
YUGOSLV.....	3 429	31 116	25 257	26 532	23 779	191 682	185 624	197 261
INDIA.....	249	1 552	1 552	1 970	8 269	43 196	43 204	53 448
THAILND.....	2 584	8 568	8 996	9 792	29 895	58 281	58 709	68 065
SINGAPR.....	-	-	-	-	23 691	101 530	101 194	109 537
PHIL R.....	36 608	155 393	153 935	166 448	133 121	588 751	587 293	635 424
KOR REP.....	492 988	1 703 401	1 711 666	1 909 122	2 428 706	8 499 300	8 499 081	9 716 042
HG KONG.....	106 776	405 115	407 159	442 092	616 098	2 440 546	2 442 675	2 662 051
CHINA T.....	656 851	1 762 165	1 778 627	2 000 967	5 314 243	15 070 899	15 144 346	17 094 435
JAPAN.....	82 305	411 348	412 968	447 240	743 905	3 900 462	3 910 155	4 201 776
N ZEAL.....	8 020	77 734	77 734	83 106	16 563	152 158	152 158	163 506
OTH CTY.....	3 083	13 500	13 500	15 256	35 861	156 602	156 844	173 804
TOTAL.....	1 517 894	5 455 479	5 481 226	6 009 862	10 230 979	36 951 854	37 024 207	40 978 292
8414432	DRESSES WOOL WOMENS AND GIRLS KNIT ETC (NC)							
FRANCE.....	556	32 688	32 688	33 528	1 312	67 529	66 782	69 145
ITALY.....	12 554	308 797	309 189	325 457	27 930	728 149	729 583	764 000
HG KONG.....	45 705	397 192	399 999	433 466	61 408	548 252	551 338	598 153
CHINA T.....	2 000	11 450	11 450	11 855	4 700	32 617	32 617	34 156
OTH CTY.....	1 230	16 555	16 932	18 424	2 457	46 013	46 668	50 636
TOTAL.....	62 045	766 682	770 258	822 730	97 807	1 422 560	1 426 988	1 516 090
8414434	DRESSES OF MAN-MADE FIBERS WOMENS GIRLS AND INFANTS KNIT ETC (DOZ)							
MEXICO.....	6 156	278 640	278 649	278 667	23 916	1 236 352	1 236 905	1 237 161
SALVADR.....	2 102	85 810	85 831	91 814	9 735	430 321	428 484	445 431
C RICA.....	1 392	25 145	25 145	26 346	5 988	168 627	169 134	176 075
HAITI.....	4 209	67 276	67 276	69 803	21 525	406 799	408 612	435 269
DOM REP.....	991	35 527	35 527	36 246	2 109	74 769	74 769	76 759
COLOMB.....	1 752	98 331	98 330	102 683	4 602	225 935	226 325	236 199
U KING.....	323	29 038	28 654	30 190	572	141 780	142 482	148 940
FRANCE.....	89	26 216	28 240	29 469	937	193 201	193 160	202 687
SPAIN.....	529	49 061	49 061	51 716	2 062	199 530	199 747	213 766
PORTUGL.....	909	18 365	18 388	20 385	6 151	117 854	118 178	130 766
MALTA.....	-	-	-	-	782	64 786	59 329	70 622
ITALY.....	2 924	482 725	483 018	506 806	7 151	1 461 288	1 457 607	1 525 562
ISRAEL.....	396	16 938	16 975	17 994	1 037	64 378	64 506	68 965
PHIL R.....	18 499	275 735	275 735	317 416	67 586	950 276	950 311	1 083 738
MACAO.....	583	36 170	36 170	37 981	583	36 170	36 170	37 981
KOR REP.....	3 422	95 858	95 748	108 860	6 986	171 252	171 100	197 093
HG KONG.....	7 306	423 532	425 139	457 955	35 916	2 302 451	2 302 580	2 525 286
CHINA T.....	11 012	364 696	369 186	424 596	40 693	1 286 240	1 296 157	1 497 421
JAPAN.....	3 602	39 906	39 906	44 739	9 414	155 092	155 159	170 251
OTH CTY.....	734	24 899	24 662	27 022	2 179	163 516	164 387	177 336
TOTAL.....	66 930	2 475 868	2 481 640	2 680 688	249 924	9 850 617	9 855 102	10 657 308

Table 2. Schedule A Commodity by Country of Origin, Customs, F.a.s., and C.i.f. Values—Continued

(See "Explanation of Statistics" for information on coverage, definitions of Customs, f.a.s., and c.i.f. values, sources of error in the data, OTH CTY (other countries), and other definitions and features of the import statistics. Shipments valued less than \$251 are shown only under Schedule A commodity number 990.0000 and excluded from all other commodities.)

Country of origin	Schedule A commodity number, description and unit of quantity							
	Net quantity	Current month			Net quantity	Cumulative, January to date		
		Value (dollars)				Value (dollars)		
	Customs	F.a.s.	C.i.f.	Customs	F.a.s.	C.i.f.		
8414441	SWEATERS CASHMERE WOMENS GIRLS AND INFANTS KNITTED OR CROCHETED, NOT ELASTIC OR RUBBERIZED (LB)							
U KING.....	1 256	63 836	63 880	65 267	8 059	341 948	341 870	350 928
FRANCE.....	-	-	-	-	484	43 331	44 690	46 107
ITALY.....	142	9 686	9 686	10 330	1 029	56 729	56 866	60 203
OTH CTY.....	2 180	14 401	14 401	15 288	4 244	38 987	39 221	41 796
TOTAL.....	3 578	87 923	87 967	90 885	13 816	480 995	482 647	499 034
8414443	SWEATERS SHEEP-LIKE HAIR EXCEPT CASHMERE WOMENS GIRLS A INFNTS KNIT O CROCHED, N ELAS ETC (LB)							
U KING.....	306	3 574	3 579	3 898	3 397	49 167	49 035	51 990
ITALY.....	8 136	98 815	100 637	106 806	10 255	133 623	135 845	144 663
HG KONG.....	39 191	318 832	322 700	346 039	84 428	785 020	795 118	849 367
OTH CTY.....	1 610	12 004	12 129	13 675	5 153	65 657	65 060	71 285
TOTAL.....	49 243	433 225	439 045	470 418	103 233	1 033 467	1 045 058	1 117 305
8414445	SWEATERS WOOL WOMENS GIRLS AND INFANTS KNITTED OR CROCHETED, NOT ELASTIC OR RUBBERIZED (LB)							
MEXICO.....	658	2 635	2 635	3 132	9 510	39 963	40 106	44 187
U KING.....	4 512	93 394	93 394	97 060	15 798	310 280	310 575	322 836
IRELAND.....	1 362	19 713	19 713	20 986	2 184	34 533	34 533	36 521
FRANCE.....	869	25 519	25 505	26 951	8 963	235 873	236 798	248 899
ITALY.....	29 517	343 131	346 025	371 120	59 179	882 571	887 314	952 957
MACAO.....	1 664	10 831	10 831	12 861	34 441	143 740	143 740	156 613
HG KONG.....	207 732	2 357 783	2 376 002	2 562 652	557 212	3 988 835	4 010 705	4 350 028
CHINA T.....	33 236	185 660	185 660	201 878	52 896	338 812	338 812	367 274
OTH CTY.....	1 611	18 608	18 573	20 054	23 438	170 316	178 228	197 134
TOTAL.....	401 161	3 057 274	3 078 338	3 316 694	763 621	6 144 923	6 180 811	6 676 449
8414448	SWEATERS MAN-MADE FIBERS WOMENS GIRLS AND INFANTS KNIT ETC (DOZ)							
CANADA.....	1 086	43 630	43 630	46 962	1 689	80 421	80 547	84 711
COLOMB.....	-	-	-	-	10 123	453 063	454 478	472 242
SWEDEN.....	11	1 108	1 108	1 148	500	59 503	59 503	61 807
U KING.....	674	39 909	41 092	45 350	1 306	86 419	87 728	94 017
FRANCE.....	1 163	74 146	74 283	79 566	6 854	685 240	688 664	734 423
W GERM.....	1 540	112 572	112 572	116 294	5 150	376 683	376 482	391 702
SWITZLD.....	16	1 602	1 602	1 633	297	65 587	65 180	67 505
POLAND.....	-	-	-	-	5 856	93 712	93 712	101 531
SPAIN.....	350	12 813	12 814	13 681	2 339	74 472	74 488	80 786
PORTUGL.....	1 522	24 651	24 651	27 265	8 600	154 828	155 053	170 863
ITALY.....	7 919	367 266	374 900	408 663	27 674	1 648 651	1 663 578	1 783 332
ISRAEL.....	818	13 149	13 266	14 440	1 191	34 627	34 779	39 187
SINGAPR.....	1 886	32 682	33 145	37 611	9 326	156 423	157 541	175 784
PHIL R.....	19 380	242 973	244 760	314 512	67 770	917 436	925 829	1 067 770
MACAO.....	1 685	44 738	44 738	50 989	10 820	286 807	286 807	327 264
KOR REP.....	209 237	4 232 756	4 396 774	4 984 139	743 893	15 077 943	15 266 936	17 306 487
HG KONG.....	84 133	2 728 985	2 779 761	3 023 707	356 665	11 035 191	11 260 472	12 338 203
CHINA T.....	466 185	10 880 115	11 039 521	12 368 711	1 216 854	27 932 520	28 258 891	31 813 096
JAPAN.....	48 717	851 545	858 280	964 672	177 324	3 065 573	3 084 625	3 446 796
OTH CTY.....	5 144	53 574	51 966	59 529	7 815	127 283	125 412	138 121
TOTAL.....	851 466	19 758 214	20 148 863	22 558 872	2 662 046	62 412 382	63 200 705	70 695 627
8414449	SWEATERS, COT, WOMENS GIRLS & INFANTS KNIT ETC (DOZ)							
U KING.....	18	1 311	1 311	1 351	385	39 925	40 151	42 077
BELGIUM.....	-	-	-	-	3 250	91 995	92 010	100 012
FRANCE.....	1 375	81 005	79 812	89 243	22 334	1 012 500	1 018 883	1 093 909
SPAIN.....	-	-	-	-	1 506	40 414	40 545	43 589
ITALY.....	2 113	60 217	61 115	67 035	53 370	1 930 609	1 947 299	2 085 193
ISRAEL.....	1 060	10 756	10 782	11 714	5 547	127 837	127 363	145 263
MACAO.....	1 760	31 885	32 503	38 892	5 214	101 229	102 586	119 547
KOR REP.....	140	2 100	2 100	2 221	4 781	116 243	116 243	144 931
HG KONG.....	13 567	333 589	341 108	376 791	178 230	4 114 726	4 196 820	4 667 565
OTH CTY.....	754	27 341	27 552	30 813	4 767	140 732	141 192	154 896
TOTAL.....	20 787	548 204	556 283	618 060	279 384	7 716 210	7 823 092	8 596 982
8414452	SKIRTS, WOOL, WOMENS, GIRLS AND INFANTS, KNITTED OR CROCHETED, NOT ELASTIC OR RUBBERIZED (LB)							
COLOMB.....	-	-	-	-	13 794	77 623	77 623	80 924
FRANCE.....	500	16 168	16 168	16 745	1 464	53 142	53 677	56 173
W GERM.....	6 568	131 184	131 185	135 016	7 334	144 847	144 848	149 604
ITALY.....	6 861	88 792	90 922	96 625	15 788	296 245	298 527	313 192
HG KONG.....	10 437	82 589	83 529	91 130	19 185	156 326	157 459	169 909
OTH CTY.....	1 489	15 570	15 641	16 966	5 017	61 529	61 833	66 308
TOTAL.....	25 855	334 303	337 445	356 482	62 582	789 712	793 967	836 110
8414456	SKIRTS, COTTON, MAN-MADE FIBERS, WOMENS GIRLS AND INFANTS, KNIT OR CROCHETED (DOZ)							
MEXICO.....	532	19 696	19 501	19 696	1 090	43 250	43 039	43 250
HAITI.....	351	8 121	8 186	9 255	3 810	71 706	72 444	85 355
COLOMB.....	-	-	-	-	1 465	46 635	46 634	48 435
SWEDEN.....	35	4 378	4 378	4 688	274	30 802	30 802	32 341
FRANCE.....	26	5 807	5 795	6 119	931	123 632	123 097	131 857
W GERM.....	26	3 248	3 251	3 384	483	70 579	70 579	73 797
ITALY.....	572	56 219	56 338	60 880	3 072	400 659	401 445	423 761
ISRAEL.....	66	4 220	4 393	4 758	360	33 952	34 219	36 963
PHIL R.....	443	3 800	3 800	4 225	4 860	47 414	47 414	52 996
HG KONG.....	2 372	79 320	79 885	85 299	13 714	583 443	591 454	645 258
CHINA T.....	2 592	70 169	70 915	79 860	24 571	563 015	564 559	683 815

Table 2. Schedule A Commodity by Country of Origin,
Customs, F.a.s., and C.i.f. Values—Continued

(See "Explanation of Statistics" for information on coverage, definitions of Customs, f.a.s., and c.i.f. values, sources of error in the data, OTH CTY (other countries), and other definitions and features of the import statistics. Shipments valued less than \$251 are shown only under Schedule A commodity number 990.0000 and excluded from all other commodities.)

Country of origin	Schedule A commodity number, description and unit of quantity							
	Current month				Cumulative, January to date			
	Net quantity	Value (dollars)			Net quantity	Value (dollars)		
Customs		F.a.s.	C.i.f.	Customs		F.a.s.	C.i.f.	
JAPAN.....	1 621	38 596	38 596	42 116	7 890	139 318	143 407	154 147
OTH CTY.....	889	26 129	26 250	28 474	6 045	189 111	189 982	205 547
TOTAL.....	9 525	319 703	321 289	348 754	68 565	2 343 516	2 359 078	2 617 522
8414462	BLOUSES, WOOL, WOMENS GIRLS AND INFANTS KNITTED OR CROCHETED, NOT ELASTIC OR RUBBERIZED (LB)							
C RICA.....	-	-	-	-	5 399	32 501	32 501	33 410
COLOMB.....	-	-	-	-	48 674	283 485	283 485	293 555
ITALY.....	4 325	87 254	87 287	91 694	12 824	312 285	312 884	326 019
HG KONG.....	11 999	112 235	112 335	119 944	21 577	204 711	206 068	221 544
OTH CTY.....	1 003	10 476	10 480	11 346	4 750	52 474	52 564	56 128
TOTAL.....	17 327	209 965	210 102	222 984	93 224	885 456	887 502	930 656
8414470	COATS, WOOL OVER \$5 LB WOMENS AND GIRLS NOT ORNAMENTED, KNITTED ETC (NO)							
COLOMB.....	-	-	-	-	18 103	92 852	92 852	96 187
FRANCE.....	212	7 851	7 851	8 121	3 743	30 182	30 189	31 379
W GERM.....	3 007	98 559	98 563	102 184	3 714	123 159	123 163	127 734
ITALY.....	847	27 070	27 247	28 533	5 083	152 719	152 969	158 631
HG KONG.....	13 745	174 637	174 949	185 256	34 882	465 486	465 162	489 616
OTH CTY.....	420	10 462	10 271	11 245	2 264	62 206	61 384	67 124
TOTAL.....	18 231	318 579	318 881	335 339	64 789	926 606	925 719	970 671
8414480	OUTERWEAR NES TEXTILE, WOMENS GIRLS A INFANTS, KNIT OR CROCHETED, NOT ELAST OR RUBBERIZED (LB)							
CANADA.....	1 877	26 209	26 622	26 745	20 096	296 353	303 373	304 617
MEXICO.....	216 407	1 627 340	1 624 837	1 635 375	1 112 699	8 442 142	8 377 207	8 478 313
SALVADR.....	34 379	159 051	158 711	162 936	415 770	1 989 095	1 986 522	2 036 981
NICARAG.....	2 067	13 334	13 334	13 530	12 278	78 403	78 117	82 161
C RICA.....	57 229	209 131	198 410	205 776	259 098	1 105 549	1 103 759	1 145 577
JAMAICA.....	15 644	53 366	53 166	56 224	40 605	134 212	134 004	142 553
HAITI.....	144 960	672 863	660 354	715 152	567 949	2 855 932	2 840 199	3 073 700
DOM REP.....	22 130	89 313	85 657	89 069	97 217	361 922	359 042	369 449
TRINID.....	7 243	63 816	63 816	66 822	36 061	224 246	224 246	235 722
COLOMB.....	89 080	504 177	504 294	526 209	685 665	4 190 210	4 192 101	4 349 569
ECUADOR.....	3 179	9 369	9 369	10 436	12 685	56 632	56 633	61 185
BRAZIL.....	110 748	300 249	300 249	330 256	803 791	2 348 513	2 347 089	2 587 249
SWEDEN.....	2 195	45 926	45 926	48 418	12 679	223 592	223 787	235 182
FINLAND.....	72	1 122	1 122	1 383	6 488	97 830	97 830	104 991
DENMARK.....	136	2 786	2 786	2 993	4 926	64 170	64 062	68 841
U KING.....	3 378	43 965	44 119	48 052	19 384	356 943	355 952	379 204
IRELAND.....	161	2 899	2 912	3 223	3 548	41 069	41 269	44 918
BELGIUM.....	2 489	24 957	25 499	27 648	20 291	185 816	188 264	201 593
FRANCE.....	19 061	297 088	296 843	314 594	333 615	3 182 913	3 184 051	3 330 795
W GERM.....	55 703	1 150 459	1 150 473	1 180 255	1 032 250	2 085 613	2 086 012	2 159 611
AUSTRIA.....	1 693	71 221	71 221	73 130	3 858	157 189	157 189	161 957
SWITZLD.....	1 857	34 969	36 099	37 904	13 028	128 940	129 876	138 384
SPAIN.....	4 130	40 682	40 682	44 875	46 319	347 379	350 415	390 352
PORTUGL.....	14 081	101 350	101 387	112 257	68 999	492 580	505 814	556 158
MALTA.....	82	1 505	1 563	1 651	4 275	43 480	41 776	47 358
ITALY.....	45 960	827 152	831 812	886 527	460 450	7 675 349	7 715 582	8 186 063
YUGOSLV.....	14 064	148 829	148 829	152 516	24 617	251 474	251 474	258 769
GREECE.....	920	6 576	6 576	7 890	15 834	189 466	189 465	206 540
ROMANIA.....	-	-	-	-	23 919	49 590	50 690	54 395
TURKEY.....	535	6 115	6 150	6 844	3 018	31 434	31 516	36 099
ISRAEL.....	166 621	989 344	992 699	1 080 072	712 643	4 919 711	4 933 705	5 324 367
INDIA.....	26 921	162 059	160 699	188 294	199 727	1 249 645	1 247 298	1 479 017
PAKISTN.....	3 474	9 360	9 356	11 904	15 091	90 199	90 195	107 549
THAILND.....	78 835	225 566	227 809	253 319	887 650	3 096 272	3 123 400	3 491 041
S VETNM.....	-	-	-	-	24 395	77 440	77 440	87 759
SINGAPR.....	211 470	751 498	752 387	841 136	3 072 505	11 231 440	11 109 795	12 103 348
PHIL R.....	119 465	512 908	513 482	573 620	810 198	3 203 306	3 207 180	3 574 126
MACAO.....	6 172	27 908	27 908	30 088	144 543	642 017	646 720	716 104
KOR REP.....	259 999	916 156	924 447	1 046 216	2 623 688	9 511 287	9 611 120	10 720 885
HG KONG.....	617 388	3 749 609	3 782 845	4 142 596	4 430 168	28 542 265	28 659 874	31 341 145
CHINA T.....	880 594	3 183 654	3 218 108	3 656 324	7 419 614	28 553 317	29 004 167	32 410 098
JAPAN.....	607 942	2 149 291	2 189 544	2 427 296	4 000 847	17 036 104	17 406 087	18 916 797
MAURIT.....	6 086	53 142	53 142	62 555	19 770	183 364	183 364	221 053
OTH CTY.....	3 902	21 566	21 542	23 668	44 783	203 588	203 539	225 514
TOTAL.....	3 860 329	19 287 880	19 386 786	21 125 778	29 638 034	146 228 261	147 171 200	160 147 089
8414490	CLOTHING ACCESSORIES AND ARTICLES, TEXTILE FIBERS, KNIT O CROCHETED, N ELAST O RUBBERIZED (LB)							
U KING.....	2 829	37 836	38 003	40 867	11 695	127 930	128 487	137 260
FRANCE.....	1 128	20 107	20 171	21 949	6 882	124 340	124 964	133 114
W GERM.....	8 681	21 188	21 225	22 672	33 179	93 678	93 420	100 331
SWITZLD.....	104	4 210	4 880	1 148	3 317	104 390	100 649	104 755
ITALY.....	4 318	75 372	75 555	80 866	12 800	233 970	235 199	249 904
PHIL R.....	14 542	46 151	46 151	56 760	98 436	343 791	342 906	392 852
KOR REP.....	8 026	21 759	21 759	27 069	63 194	254 996	257 278	301 888
HG KONG.....	1 978	14 405	14 462	16 266	10 482	56 342	56 454	61 624
CHINA T.....	16 002	49 364	49 666	57 157	60 175	218 629	219 445	257 757
JAPAN.....	66 715	238 293	238 378	287 046	235 787	952 168	952 941	1 101 210
OTH CTY.....	3 031	14 171	13 977	15 303	12 426	79 870	79 351	87 809
TOTAL.....	127 354	542 856	540 227	627 103	548 373	2 590 104	2 591 094	2 928 504
8415200	HEADWEAR, PLAITED							
CANADA.....	-	18 625	20 163	20 163	-	228 071	238 083	238 105
MEXICO.....	-	38 793	40 455	41 211	-	382 983	389 088	394 508

Table 2. Schedule A Commodity by Country of Origin, Customs, F.a.s., and C.i.f. Values—Continued

(See "Explanation of Statistics" for information on coverage, definitions of Customs, f.a.s., and c.i.f. values, sources of error in the data, OTH CTY (other countries), and other definitions and features of the import statistics. Shipments valued less than \$251 are shown only under Schedule A commodity number 990.0000 and excluded from all other commodities.)

Country of origin	Schedule A commodity number, description and unit of quantity							
	Net quantity	Current month			Net quantity	Cumulative, January to date		
		Value (dollars)				Value (dollars)		
	Customs	F.a.s.	C.i.f.	Customs	F.a.s.	C.i.f.		
U KING.....	-	1 651	1 651	1 789	-	46 291	46 491	54 607
ITALY.....	-	28 673	28 722	34 405	-	760 650	760 657	900 065
PHIL R.....	-	1 455	1 455	1 752	-	56 303	56 303	71 569
CHINA M.....	-	18 769	18 582	24 316	-	38 661	39 316	46 809
KOR REP.....	-	32 282	32 282	40 045	-	121 445	121 445	147 020
HG KONG.....	-	29 944	29 944	33 366	-	253 309	249 035	284 650
CHINA T.....	-	326 788	327 116	383 687	-	855 969	856 968	1 007 347
JAPAN.....	-	222 271	222 271	262 051	-	541 868	543 063	640 879
OTH CTY.....	-	3 194	3 194	3 698	-	50 089	50 169	57 467
TOTAL.....	-	722 445	725 835	846 483	-	3 335 659	3 350 618	3 843 026
8415320	HEADWEAR, WOOL, EXCEPT FELT							(NO)
CANADA.....	5 135	8 775	8 919	8 919	18 362	53 859	54 568	54 627
U KING.....	12 666	26 185	26 350	28 003	93 728	171 766	171 931	183 986
IRELAND.....	3 339	15 985	16 005	17 417	14 321	66 125	66 217	72 010
FRANCE.....	79 752	53 854	53 482	59 303	440 648	366 992	364 813	408 080
ITALY.....	13 278	30 340	30 504	33 094	40 589	65 978	66 142	72 867
HG KONG.....	30 464	40 793	40 793	43 153	35 356	46 140	46 171	49 367
OTH CTY.....	5 419	15 444	15 444	17 825	146 629	91 131	91 027	108 458
TOTAL.....	150 053	191 376	191 497	207 714	789 633	861 991	860 869	949 395
8415340	HEADWEAR, TEXTILE FIBERS, NES							
CANADA.....	-	10 459	10 482	10 482	-	60 866	61 472	61 620
MEXICO.....	-	18 103	18 189	18 189	-	126 736	124 131	124 354
U KING.....	-	79 109	79 175	83 985	-	476 903	477 609	511 746
FRANCE.....	-	7 176	7 108	8 582	-	50 447	50 719	56 457
ITALY.....	-	18 434	18 300	19 651	-	204 215	204 321	233 696
GREECE.....	-	8 634	8 634	10 770	-	31 916	31 916	39 275
CHINA M.....	-	64 355	63 991	72 871	-	863 678	859 288	968 500
KOR REP.....	-	226 456	226 156	259 081	-	1 940 801	1 940 104	2 207 804
HG KONG.....	-	267 976	268 756	302 979	-	2 371 393	2 361 384	2 662 248
CHINA T.....	-	10 303	10 646	12 577	-	112 213	112 729	128 805
JAPAN.....	-	44 723	46 217	51 805	-	770 443	786 702	877 445
AUSTRAL.....	-	37 392	37 392	40 160	-	116 800	116 800	124 979
OTH CTY.....	-	6 355	6 355	7 056	-	78 783	78 951	89 173
TOTAL.....	-	799 475	801 401	898 188	-	7 205 194	7 206 126	8 086 102
8415520	HEADWEAR OF FUR FELT, MENS AND BOYS							(DOZ)
CANADA.....	55	8 027	8 248	8 248	1 104	62 214	63 502	63 502
BRAZIL.....	-	-	-	-	1 854	58 333	58 333	61 458
U KING.....	189	23 179	23 179	23 702	573	65 268	65 268	66 831
CZECHO.....	-	-	-	-	256	38 005	39 229	41 788
SPAIN.....	178	6 785	6 785	7 127	2 214	76 486	76 486	80 703
ITALY.....	68	9 114	9 114	9 879	886	91 571	91 571	102 475
OTH CTY.....	9	1 425	1 425	1 529	138	18 478	18 478	20 094
TOTAL.....	499	48 530	48 751	50 485	7 025	410 355	412 867	436 851
8415540	HEADWEAR OF FELT NES							
U KING.....	-	16 514	16 514	18 706	-	51 160	51 395	58 963
CZECHO.....	-	54 247	57 616	60 977	-	181 670	187 237	196 221
YUGOSLV.....	-	-	-	-	-	66 396	66 396	69 180
OTH CTY.....	-	14 228	14 240	16 812	-	78 621	79 059	88 200
TOTAL.....	-	84 989	88 370	96 495	-	377 847	384 087	412 564
8415820	BATHING CAPS OF RUBBER OR PLASTICS NES							(DOZ)
U KING.....	6 456	36 097	36 097	38 815	54 741	322 333	322 333	346 628
W GERM.....	-	-	-	-	8 140	94 108	91 638	100 465
SPAIN.....	3 075	14 945	14 945	15 413	15 861	87 940	87 940	97 878
HG KONG.....	8 624	5 474	5 474	6 078	43 084	33 446	32 058	35 597
CHINA T.....	25 168	5 147	5 147	5 801	65 361	40 196	40 196	43 114
OTH CTY.....	5 023	14 942	14 942	16 919	12 282	44 912	44 922	52 682
TOTAL.....	48 346	76 605	76 605	83 026	199 469	622 935	619 087	676 364
8415840	HEADWEAR NES & HEAD-BANDS, LININGS, ETC							
CANADA.....	-	49 185	49 286	49 286	-	1 477 346	1 491 369	1 494 460
MEXICO.....	-	241 630	234 432	241 300	-	1 271 246	1 249 040	1 273 638
U KING.....	-	18 890	18 889	20 386	-	71 418	71 512	78 084
W GERM.....	-	6 266	6 266	6 509	-	41 742	41 760	47 956
ITALY.....	-	146 895	145 215	151 667	-	668 856	666 696	753 445
KOR REP.....	-	15 423	15 423	17 155	-	38 224	38 224	41 776
HG KONG.....	-	49 572	49 846	56 439	-	349 429	349 605	393 432
CHINA T.....	-	84 079	84 079	101 064	-	848 719	849 657	1 024 080
JAPAN.....	-	97 403	97 444	109 581	-	533 528	533 605	598 860
OTH CTY.....	-	1 166	1 166	1 483	-	71 974	71 871	80 968
TOTAL.....	-	710 509	702 046	754 870	-	5 372 482	5 363 339	5 786 699
8420100	FURSKIN ARTICLES NSPF							
CANADA.....	-	531 893	532 202	535 080	-	1 042 034	1 042 647	1 049 368
MEXICO.....	-	-	-	-	-	31 017	31 415	31 415
PERU.....	-	10 164	10 164	10 738	-	48 264	48 264	50 995
BOLIVIA.....	-	4 449	4 650	5 269	-	33 091	33 292	37 301
ARGENT.....	-	1 932	1 932	2 078	-	44 442	44 442	47 355
SWEDEN.....	-	34 302	34 302	34 894	-	34 827	34 827	35 449

Table 2. Schedule A Commodity by Country of Origin,
Customs, F.a.s., and C.i.f. Values—Continued

(See "Explanation of Statistics" for information on coverage, definitions of Customs, f.a.s., and c.i.f. values, sources of error in the data, OTH CTY (other countries), and other definitions and features of the import statistics. Shipments valued less than \$251 are shown only under Schedule A commodity number 990.0000 and excluded from all other commodities.)

Country of origin	Schedule A commodity number, description and unit of quantity							
	Current month				Cumulative, January to date			
	Net quantity	Value (dollars)			Net quantity	Value (dollars)		
Customs		F.a.s.	C.i.f.	Customs		F.a.s.	C.i.f.	
FINLAND.....	-	147 493	147 493	150 157	-	159 337	159 337	162 857
U KING.....	-	51 815	52 361	54 215	-	149 016	149 552	158 370
FRANCE.....	-	33 721	33 751	35 090	-	78 922	78 949	81 831
W GERM.....	-	10 306	10 252	10 684	-	39 976	39 929	41 650
SWITZLD.....	-	39 052	39 052	40 164	-	39 445	39 445	40 561
SPAIN.....	-	7 325	7 325	7 857	-	280 161	280 161	287 068
ITALY.....	-	34 135	34 339	36 541	-	86 469	86 667	92 454
GREECE.....	-	81 866	81 866	85 668	-	254 945	254 945	272 139
KOR REP.....	-	525 603	510 046	570 145	-	1 725 021	1 749 048	1 976 048
HG KONG.....	-	151 616	151 616	162 754	-	567 710	507 710	547 079
JAPAN.....	-	15 342	15 361	16 228	-	160 921	160 940	169 362
AUSTRAL.....	-	7 055	7 055	7 660	-	31 734	31 781	35 948
OTH CTY.....	-	68 448	68 819	73 038	-	214 184	214 162	240 308
TOTAL.....	-	1 756 517	1 742 586	1 838 260	-	4 961 516	4 987 513	5 357 578
8510105	FOOTWR, PROTECTIVE, OV 90% POLYVINYL CHL, NOT LINED OR SUPPRTD EXC WITH POLYVINYL CHLORIDE (PR)							
CHINA T.....	-	-	-	-	28 080	47 157	48 730	53 218
OTH CTY.....	360	1 260	1 260	1 472	745	5 781	5 834	6 046
TOTAL.....	360	1 260	1 260	1 472	28 825	52 938	54 564	59 264
8510115	BOOTS, OVER 90% RUBBER OR PLASTIC, EXCEPT OVER 90% POLYVINYL CHLORIDE (PR)							
CANADA.....	491	10 066	10 072	10 072	11 194	53 663	54 685	54 685
W GERM.....	280	2 081	2 081	2 268	5 058	39 195	39 195	42 789
POLAND.....	7 800	7 808	7 808	10 038	57 012	104 708	104 708	129 102
SPAIN.....	4 860	10 162	10 162	12 245	26 014	57 976	57 962	73 006
ITALY.....	6 528	34 434	34 434	38 237	23 931	98 668	98 668	110 672
KOR REP.....	99 541	221 893	221 828	261 530	636 776	1 694 235	1 686 945	2 004 013
CHINA T.....	52 572	105 817	105 919	126 088	248 713	571 827	577 132	673 425
JAPAN.....	-	-	-	-	20 691	53 675	53 675	62 997
OTH CTY.....	9 919	35 507	33 748	39 587	29 108	103 450	100 212	116 392
TOTAL.....	181 991	427 768	426 052	500 065	1 058 497	2 777 397	2 773 182	3 267 081
8510125	FOOTWEAR, PROTECTIVE, NSPF, EXCEPT BOOTS, OVER 90% RUBBER OR PLASTIC EXTERIOR SURFACE AREA (PR)							
BRAZIL.....	20 756	22 052	22 052	24 416	121 947	120 550	120 550	133 579
KOR REP.....	2 424	7 357	7 357	8 825	97 368	293 658	298 024	349 912
CHINA T.....	-	-	-	-	7 176	33 614	33 711	36 245
OTH CTY.....	2 520	8 838	8 837	9 605	6 963	31 846	31 974	34 415
TOTAL.....	25 700	38 247	38 246	42 846	233 454	479 868	484 259	554 151
8510130	ZORIES OR THONGED SANDALS, RUBBER (PR)							
ITALY.....	8 760	7 130	7 133	8 582	51 570	145 947	145 950	164 225
THAILND.....	154 560	82 621	82 621	112 409	349 848	190 260	190 260	263 214
MACAO.....	-	-	-	-	457 056	72 279	72 279	95 129
HG KONG.....	1 102 152	212 595	215 353	273 730	8 272 511	1 781 159	1 788 080	2 256 625
CHINA T.....	481 246	149 879	149 912	183 947	4 737 909	1 582 883	1 586 536	1 912 629
JAPAN.....	75 145	55 514	55 514	61 903	524 143	310 480	313 292	350 344
OTH CTY.....	100	452	452	468	15 267	23 093	23 093	25 012
TOTAL.....	1 821 963	508 191	510 965	641 039	14 408 304	4 106 101	4 119 490	5 067 178
8510170	FOOTWEAR WITH SUPPORTED VINYL UPPERS, NES, EXCEPT SOFT SOLES, FOR MALES (PR)							
U KING.....	1 519	15 061	15 061	16 197	6 665	66 657	66 658	71 582
BELGIUM.....	-	-	-	-	15 040	70 363	70 363	76 162
FRANCE.....	798	35 242	35 242	36 745	10 288	298 818	298 818	312 672
AUSTRIA.....	5 293	161 562	161 562	165 702	12 837	404 856	403 790	421 312
SWITZLD.....	1 347	37 841	37 841	39 373	1 697	54 799	54 799	58 128
SPAIN.....	30 034	134 049	134 012	143 288	126 877	529 043	530 312	570 134
ITALY.....	14 478	232 745	232 745	247 113	123 499	1 635 042	1 636 994	1 748 242
ISRAEL.....	-	-	-	-	10 332	33 428	33 428	37 703
KOR REP.....	39 372	85 306	85 306	93 783	179 833	327 038	329 057	372 969
HG KONG.....	86 472	50 138	49 968	59 040	422 298	414 420	413 346	476 597
CHINA T.....	858 242	1 516 646	1 520 689	1 712 753	4 911 272	8 262 656	8 277 437	9 463 248
JAPAN.....	16 755	29 873	29 873	33 115	51 932	90 621	90 621	101 584
OTH CTY.....	1 349	11 675	11 675	12 073	65 968	66 802	66 820	76 569
TOTAL.....	1 055 659	2 310 138	2 313 974	2 559 182	5 938 538	12 254 543	12 272 443	13 786 902
8510180	FOOTWEAR WITH SUPPORTD VINYL UPPERS, NES, EXC SOFT SOLES, FOR FEMALES, CHILDREN & INFANTS (PR)							
CANADA.....	108	936	937	958	7 069	32 427	32 488	32 701
MEXICO.....	34 951	125 693	126 162	126 892	174 950	591 849	594 798	596 299
BRAZIL.....	-	-	-	-	61 308	39 370	39 370	45 472
U KING.....	1 232	14 443	14 444	15 516	8 416	68 134	66 183	71 759
BELGIUM.....	-	-	-	-	4 608	31 104	31 104	32 522
AUSTRIA.....	2 702	70 191	70 191	71 768	3 422	86 435	86 435	88 534
SPAIN.....	234 933	1 127 607	1 128 839	1 214 941	2 427 799	8 817 510	8 815 418	9 595 936
ITALY.....	224 590	984 327	984 143	1 082 373	5 686 595	20 106 241	20 109 116	21 769 133
GREECE.....	-	-	-	-	22 376	89 326	89 326	100 666
PHIL R.....	4 966	12 875	12 875	16 221	34 210	89 196	89 196	113 077
KOR REP.....	26 040	104 202	104 202	121 537	64 266	164 543	164 543	190 772
HG KONG.....	52 669	28 836	28 878	34 184	561 196	407 559	408 904	485 404
CHINA T.....	4 322 141	6 050 800	6 057 771	7 135 173	30 618 656	40 219 791	40 373 792	47 238 505
JAPAN.....	97 476	132 781	132 781	152 233	354 144	441 609	444 636	513 833
OTH CTY.....	1 200	2 262	2 262	2 559	22 185	40 004	40 004	47 866
TOTAL.....	5 003 008	8 654 953	8 663 485	9 974 355	40 051 200	71 225 108	71 385 313	80 922 479

Table 2. Schedule A Commodity by Country of Origin, Customs, F.a.s., and C.i.f. Values—Continued

(See "Explanation of Statistics" for information on coverage, definitions of Customs, f.a.s., and c.i.f. values, sources of error in the data, OTH CTY (other countries), and other definitions and features of the import statistics. Shipments valued less than \$251 are shown only under Schedule A commodity number 990.0000 and excluded from all other commodities.)

Country of origin	Schedule A commodity number, description and unit of quantity							
	Current month				Cumulative, January to date			
	Net quantity	Value (dollars)			Net quantity	Value (dollars)		
Customs		F.a.s.	C.i.f.	Customs		F.a.s.	C.i.f.	
8510190	FOOTWEAR, UPPERS OVER 90% RUBBER/PLASTIC, NES, INCL SOFT SOLES WITH VINYL SUPPORTED UPPERS (PR)							
CANADA.....	14 886	35 355	35 503	35 503	76 820	141 149	142 056	142 056
MEXICO.....	35 488	40 300	40 300	45 581	101 725	141 068	141 024	155 889
HAITI.....	7 329	10 778	10 778	11 471	81 142	147 396	147 396	153 130
AUSTRIA.....	4 431	154 074	154 074	158 252	13 191	487 387	490 507	502 153
SWITZLD.....	-	-	-	-	1 327	80 015	80 015	82 238
SPAIN.....	143 466	777 679	779 580	814 508	766 474	3 961 825	3 975 357	4 234 869
ITALY.....	144 459	1 010 831	1 011 440	1 080 322	1 752 234	8 003 790	8 014 045	8 585 029
GREECE.....	1 592	2 468	2 468	3 871	10 189	41 135	41 135	46 737
PHIL R.....	2 047	4 890	4 890	7 058	18 747	50 879	50 879	60 023
KOR REP.....	1 176	3 293	3 293	3 720	48 552	93 994	93 994	143 522
HG KONG.....	71 736	91 919	92 037	104 167	1 304 285	517 096	518 241	615 453
CHINA T.....	1 086 059	1 391 289	1 399 052	1 666 844	6 257 759	7 359 622	7 403 546	8 790 990
JAPAN.....	2 904	10 953	10 953	10 953	54 944	57 702	57 702	62 901
OTH CTY.....	483	2 186	2 186	2 621	20 764	70 161	70 269	77 761
TOTAL.....	1 516 056	3 536 015	3 546 554	3 944 871	10 508 153	21 153 219	21 226 166	23 652 751
8510205	HURACHES AND MOCCASINS OF LEATHER, AND LEATHER FOOTWEAR WTH MOLDED SOLES LACED TO UPPRS (PR)							
MEXICO.....	12 209	12 342	12 403	12 403	67 044	83 897	84 235	85 460
ITALY.....	1 773	9 472	9 191	10 572	10 257	151 267	151 356	157 892
OTH CTY.....	6 003	13 243	13 261	14 794	33 767	76 104	76 371	83 971
TOTAL.....	19 985	35 057	34 855	37 769	111 068	311 268	311 962	327 323
8510212	SKI BOOTS, LEATHER, WELT (PR)							
OTH CTY.....	-	-	-	-	325	6 129	6 129	6 878
TOTAL.....	-	-	-	-	325	6 129	6 129	6 878
8510217	FOOTWEAR, WELT, ATHLETIC, EXCEPT SKI BOOTS (PR)							
U KING.....	810	25 257	25 257	26 378	9 766	234 284	234 285	248 056
FRANCE.....	100	2 224	2 224	2 435	3 515	102 721	102 721	105 850
W GERM.....	2 764	69 251	69 251	74 354	6 302	157 742	157 742	166 094
SWITZLD.....	1 051	32 163	32 163	32 952	5 418	178 904	178 904	183 047
ITALY.....	3 586	71 339	71 339	77 856	17 804	336 363	336 363	370 166
OTH CTY.....	-	-	-	-	2 508	45 584	45 620	49 792
TOTAL.....	8 311	200 234	200 234	213 975	45 313	1 055 598	1 055 635	1 123 005
8510223	FOOTWEAR, LEATHER, WELT, FOR WORK, OVER \$2 PER PAIR (PR)							
CANADA.....	6 512	74 096	75 451	75 451	47 902	483 583	484 714	484 714
CZECHO.....	20 088	152 409	149 056	160 921	52 236	369 269	365 916	389 117
ROMANIA.....	-	-	-	-	191 063	993 897	993 897	1 065 274
ISRAEL.....	-	-	-	-	9 312	38 179	38 179	42 101
KOR REP.....	122 724	696 658	696 657	768 806	339 975	1 849 326	1 848 359	2 048 298
CHINA T.....	18 468	87 350	87 350	94 957	102 600	482 217	461 960	525 040
OTH CTY.....	24	258	258	258	4 140	22 699	22 699	24 695
TOTAL.....	167 816	1 010 771	1 008 772	1 100 393	747 228	4 239 170	4 235 724	4 579 239
8510229	FOOTWEAR, LEATHER, WELT, NES, FOR MEN, OVER \$2 PER PAIR (PR)							
MEXICO.....	32 940	635 841	643 537	644 629	140 749	2 842 403	2 857 203	2 860 196
BRAZIL.....	924	13 948	13 948	16 447	11 304	88 732	88 847	103 039
U KING.....	7 141	137 252	139 533	146 448	67 397	1 173 520	1 172 301	1 232 035
IRELAND.....	33 416	406 462	406 312	425 040	59 898	765 531	765 381	798 943
NETHLDS.....	435	18 942	18 942	19 989	735	31 403	31 403	33 077
W GERM.....	-	-	-	-	3 983	100 628	100 628	104 604
AUSTRIA.....	-	-	-	-	12 905	240 813	240 813	250 072
CZECHO.....	2 004	11 644	11 644	12 135	149 976	922 540	922 519	970 112
SWITZLD.....	3 747	96 271	96 271	99 693	18 963	511 409	511 409	527 767
POLAND.....	18 912	97 346	97 346	102 449	145 956	729 439	729 477	775 300
SPAIN.....	13 084	297 264	297 264	310 848	79 283	1 714 628	1 714 628	1 797 827
ITALY.....	-	-	-	-	26 150	400 978	401 057	419 605
ROMANIA.....	-	-	-	-	35 232	206 717	208 704	221 471
KOR REP.....	59 470	360 103	360 103	401 187	172 718	992 647	992 647	1 107 321
CHINA T.....	6 504	28 876	28 876	32 165	42 648	197 617	197 618	216 095
OTH CTY.....	224	5 323	5 323	5 493	6 590	47 080	47 080	51 685
TOTAL.....	178 801	2 109 272	2 119 099	2 216 523	974 487	10 966 085	10 981 715	11 469 149
8510234	FOOTWEAR, LEATHER, WELT, NSPF (PR)							
MEXICO.....	4 009	37 977	38 536	38 536	19 717	196 352	198 350	198 350
U KING.....	592	7 264	7 264	7 789	2 472	34 953	35 018	37 064
AUSTRIA.....	-	-	-	-	3 886	57 294	57 294	59 343
SWITZLD.....	1 010	24 440	24 440	25 292	4 312	105 787	105 787	109 414
SPAIN.....	1 599	28 588	28 587	29 751	7 128	126 993	127 292	134 491
ITALY.....	2 168	47 979	47 979	49 834	29 501	630 176	630 176	652 639
KOR REP.....	4 550	24 536	24 526	27 282	8 186	44 371	44 361	49 488
OTH CTY.....	558	8 470	8 470	9 106	13 259	59 767	60 041	65 610
TOTAL.....	14 486	179 254	179 802	187 590	88 461	1 255 693	1 258 319	1 306 359
8510237	FOOTWEAR, LEATHER, MCKAY-SEWED (PR)							
OTH CTY.....	9 448	51 378	51 390	53 865	12 610	83 377	83 389	88 101
TOTAL.....	9 448	51 378	51 390	53 865	12 610	83 377	83 389	88 101

Table 2. Schedule A Commodity by Country of Origin, Customs, F.a.s., and C.i.f. Values—Continued

(See "Explanation of Statistics" for information on coverage, definitions of Customs, f.a.s., and c.i.f. values, sources of error in the data, OTH CTY (other countries), and other definitions and features of the import statistics. Shipments valued less than \$251 are shown only under Schedule A commodity number 990.0000 and excluded from all other commodities.)

Country of origin	Schedule A commodity number, description and unit of quantity							
	Current month				Cumulative, January to date			
	Net quantity	Value (dollars)			Net quantity	Value (dollars)		
Customs		F.a.s.	C.i.f.	Customs		F.a.s.	C.i.f.	
8510240	FOOTWEAR, LEATHER, TURN OR TURNED, FOR WOMEN AND MISSES							(PR)
BELGIUM.....	-	-	-	-	1 942	44 897	44 897	47 363
SPAIN.....	19 732	76 877	76 877	79 769	140 736	532 223	532 581	555 901
ITALY.....	15 753	143 804	143 804	150 134	114 905	956 529	956 529	1 009 042
OTH CTY.....	-	-	-	-	3 144	21 765	22 128	22 267
TOTAL.....	35 485	220 681	220 681	229 903	260 727	1 555 414	1 556 135	1 634 573
8510242	FOOTWEAR, LEATHER, ATHLETIC, NSPF, EXCEPT MCKAY AND TURN OR TURNED							(PR)
CANADA.....	2 055	21 813	22 059	22 059	27 856	259 767	266 511	266 571
MEXICO.....	716	2 070	2 070	2 263	10 533	33 002	33 002	33 542
COLOMB.....	39 340	216 821	216 821	226 811	443 618	2 394 180	2 394 540	2 512 390
BRAZIL.....	4 502	44 067	44 067	45 324	18 260	113 802	113 802	125 746
SWEDEN.....	15 910	178 261	178 261	185 453	114 007	1 284 937	1 284 509	1 327 336
NORWAY.....	1 242	12 376	12 376	13 209	13 726	169 648	169 659	189 450
FINLAND.....	-	-	-	-	3 508	43 365	43 456	45 879
U KING.....	9 594	56 442	56 442	60 707	67 365	425 315	425 329	458 265
FRANCE.....	280 743	2 777 627	2 769 527	2 870 538	1 634 403	15 591 974	15 589 414	16 159 623
W GERM.....	197 209	2 015 148	2 016 048	2 082 567	893 433	9 011 530	9 012 559	9 317 153
E GERM.....	-	-	-	-	8 523	93 534	93 534	96 771
AUSTRIA.....	2 058	35 530	35 642	37 813	6 598	126 907	127 019	134 870
CZECHO.....	8 548	36 632	36 637	38 534	19 368	95 760	95 788	100 903
ESTONIA.....	3 334	33 826	33 826	34 825	3 334	33 826	33 826	34 825
POLAND.....	26 436	84 855	84 855	90 011	113 970	387 472	387 472	412 961
SPAIN.....	16 658	166 708	166 708	174 007	51 683	397 546	397 546	420 778
PORTUGL.....	-	-	-	-	7 331	72 718	73 618	75 427
ITALY.....	30 714	425 511	424 834	450 097	266 793	3 943 919	3 962 043	4 364 577
YUGOSLV.....	176 665	1 735 597	1 737 397	1 795 638	1 362 600	12 325 845	12 325 463	12 839 238
CHINA M.....	11 960	65 044	65 044	69 178	14 510	73 446	73 446	78 493
KOR REP.....	388 313	1 498 897	1 508 902	1 640 787	1 755 874	6 427 131	6 443 673	6 961 893
HG KONG.....	-	-	-	-	34 770	103 967	103 967	113 664
CHINA T.....	35 521	174 107	174 557	185 581	586 036	2 431 385	2 439 660	2 629 901
JAPAN.....	20 823	130 550	130 488	138 493	234 297	1 656 234	1 652 496	1 741 751
OTH CTY.....	635	6 505	6 620	7 290	12 992	68 726	68 841	79 611
TOTAL.....	1 272 976	9 718 387	9 723 181	10 171 185	7 705 388	57 575 936	57 611 173	60 521 619
8510243	FOOTWEAR, LEATHER, FOR MEN, YOUTHS AND BOYS, NSPF							(PR)
CANADA.....	67 015	963 306	967 420	970 215	253 972	3 907 917	3 930 946	3 949 102
MEXICO.....	76 107	386 166	386 772	387 823	484 257	1 969 018	1 979 406	1 980 626
HAITI.....	8 441	20 149	20 149	21 841	134 284	318 326	318 345	330 397
COLOMB.....	9 677	43 947	43 947	45 618	70 371	327 286	327 848	356 020
BRAZIL.....	287 936	2 147 494	2 149 238	2 375 514	1 500 711	11 145 981	11 157 243	12 313 281
URUGUAY.....	3 372	29 767	29 767	32 550	78 372	559 176	559 176	610 287
ARGENT.....	28 916	228 252	229 252	262 260	167 958	1 391 086	1 392 516	1 573 278
SWEDEN.....	96	547	547	563	9 161	94 249	94 249	97 814
DENMARK.....	197	3 257	3 257	3 355	3 688	62 514	62 514	65 047
U KING.....	14 756	195 189	195 264	206 940	99 690	1 082 521	1 081 690	1 153 730
IRELAND.....	29 029	382 239	382 240	400 578	220 453	2 749 520	2 743 325	2 899 613
FRANCE.....	15 212	204 040	204 043	213 324	91 866	975 043	976 856	1 041 021
W GERM.....	4 958	45 349	45 355	47 451	21 737	239 581	239 599	258 526
CZECHO.....	5 940	31 233	31 233	35 472	173 137	859 065	858 944	917 193
SWITZLD.....	10 731	261 149	261 149	267 688	84 826	2 099 560	2 093 570	2 150 371
POLAND.....	152 568	533 367	533 367	563 503	1 035 617	3 554 637	3 546 762	3 774 325
SPAIN.....	1 018 549	6 220 402	6 244 857	6 694 083	5 675 710	34 955 293	35 024 309	37 709 440
PORTUGL.....	-	-	-	-	42 696	546 500	546 672	573 607
ITALY.....	482 232	4 784 918	4 799 559	5 168 696	4 334 695	34 173 732	34 278 227	36 845 303
YUGOSLV.....	14 539	114 619	114 619	121 402	126 518	857 025	857 025	970 077
GREECE.....	15 452	177 977	177 977	198 476	117 483	1 112 610	1 112 609	1 209 101
ROMANIA.....	-	-	-	-	115 534	437 537	437 538	482 881
INDIA.....	87 369	117 263	117 277	139 623	571 020	850 658	850 901	1 005 845
CHINA M.....	800	3 227	3 227	3 464	38 289	205 636	206 309	256 480
KOR REP.....	333 048	1 262 125	1 266 081	1 358 092	1 395 028	5 639 777	5 646 646	6 124 925
HG KONG.....	3 684	12 187	12 187	16 734	68 943	173 054	172 827	190 821
CHINA T.....	239 642	833 578	835 101	913 144	804 471	2 845 781	2 851 964	3 166 962
JAPAN.....	-	-	-	-	56 968	302 498	302 498	324 522
OTH CTY.....	4 492	17 412	17 412	19 823	35 345	134 726	134 843	152 952
TOTAL.....	2 914 758	19 019 159	19 071 297	20 467 582	17 812 900	113 570 363	113 785 357	122 483 547
8510246	FOOTWEAR, LEATHER, NES, CASUAL, FOR WOMEN, MISSES, CHILDREN AND INFANTS							(PR)
MEXICO.....	19 947	80 150	81 588	81 605	203 237	708 234	721 718	722 509
COLOMB.....	-	-	-	-	31 815	129 001	129 000	137 210
BRAZIL.....	484 673	2 338 661	2 338 861	2 559 806	3 038 209	13 730 803	13 722 128	15 096 661
ARGENT.....	54	270	270	360	33 811	103 017	103 017	113 636
FRANCE.....	665	7 763	7 763	8 853	4 096	36 510	36 510	41 324
SPAIN.....	80 541	492 651	492 651	532 992	396 655	2 386 233	2 388 026	2 603 849
ITALY.....	59 227	298 584	297 140	335 835	1 525 860	7 208 813	7 206 662	8 026 475
GREECE.....	41 847	215 935	215 935	255 961	143 651	768 704	769 703	889 924
INDIA.....	99 144	159 304	159 319	199 187	1 127 195	1 527 535	1 536 553	1 804 239
KOR REP.....	11 466	70 665	70 473	79 827	123 574	319 857	319 666	350 672
CHINA T.....	20 229	75 733	76 287	89 481	72 788	259 024	259 565	308 486
OTH CTY.....	9 118	24 403	24 429	26 791	37 889	131 371	132 382	147 620
TOTAL.....	826 911	3 764 119	3 764 716	4 170 698	6 738 780	27 309 102	27 324 330	30 242 605
8510248	FOOTWEAR, LEATHER, NES, CEMENT, FOR WOMEN							(PR)
CANADA.....	17 269	176 595	170 597	170 597	64 395	653 962	645 840	645 983
MEXICO.....	9 693	83 842	84 634	84 634	81 896	676 954	683 074	701 151

Table 2. Schedule A Commodity by Country of Origin, Customs, F.a.s., and C.i.f. Values—Continued

(See "Explanation of Statistics" for information on coverage, definitions of Customs, f.a.s., and c.i.f. values, sources of error in the data, OTH CTY (other countries), and other definitions and features of the import statistics. Shipments valued less than \$251 are shown only under Schedule A commodity number 990.0000 and excluded from all other commodities.)

Country of origin	Schedule A commodity number, description and unit of quantity								
	Net quantity	Current month			Net quantity	Cumulative, January to date			
		Value (dollars)				Value (dollars)			
	Customs	F.a.s.	C.i.f.	Customs	F.a.s.	C.i.f.			
GUATMAL.....	5 110	18 485	18 485	19 719	24 672	86 304	86 304	91 059	
C RICA.....	15 498	34 309	34 309	38 721	67 392	131 584	131 584	145 588	
COLOMB.....	9 216	29 344	29 344	36 055	45 643	174 918	174 918	203 889	
BRAZIL.....	1 074 688	4 149 356	4 217 554	4 751 537	7 021 695	23 869 623	24 171 802	27 150 741	
URUGUAY.....	32 165	161 606	161 606	182 377	256 487	1 081 390	1 081 390	1 231 531	
ARGENT.....	20 608	83 555	83 555	94 511	359 097	1 481 674	1 480 872	1 706 331	
SWEDEN.....	1 676	9 454	9 454	10 065	9 576	50 287	50 287	53 643	
DENMARK.....	8 844	56 225	56 225	59 844	15 209	106 566	106 323	115 819	
U KING.....	7 085	58 642	58 642	63 225	35 023	383 539	383 514	403 747	
IRELAND.....	11 505	136 434	136 434	142 677	72 353	781 948	781 954	821 556	
NETHLD.....	-	-	-	-	1 783	34 353	34 353	36 302	
FRANCE.....	8 559	125 384	125 383	132 582	70 182	1 093 023	1 087 952	1 154 675	
W GERM.....	1 838	17 397	17 397	19 073	21 193	223 951	220 405	243 459	
SWITZLD.....	394	5 204	5 204	5 715	2 815	45 922	45 922	47 748	
POLAND.....	1 375	5 237	5 237	5 627	77 170	234 332	234 333	249 550	
SPAIN.....	1 291 020	9 240 755	9 264 955	9 851 525	6 591 728	46 456 931	46 495 459	50 018 566	
ITALY.....	2 223 399	12 834 826	12 866 126	13 818 346	17 031 610	89 278 525	89 497 992	96 675 506	
GREECE.....	102 847	641 774	641 695	705 660	833 448	4 736 193	4 744 210	5 255 655	
ROMANIA.....	114 383	291 730	291 729	345 642	641 277	1 648 726	1 648 725	1 850 902	
INDIA.....	124 848	278 340	281 518	374 340	601 693	1 256 567	1 263 612	1 664 996	
KOR REP.....	25 755	96 406	96 406	112 562	69 584	274 665	274 665	308 835	
HG KONG.....	3 647	16 680	16 666	17 883	8 466	50 601	50 587	54 437	
CHINA T.....	47 514	179 996	180 225	196 472	142 494	472 773	474 263	523 508	
JAPAN.....	7 352	47 478	49 488	53 079	14 612	91 971	93 981	100 568	
OTH CTY.....	721	4 591	4 591	4 804	22 893	134 993	135 086	152 946	
TOTAL.....	5 167 009	28 783 645	28 907 459	31 297 272	34 184 386	175 512 275	176 079 407	191 608 691	
8510252	FOOTWEAR, LEATHER, FOR WOMEN, NSPF						(PR)		
CANADA.....	9 361	100 040	101 595	101 595	14 989	155 889	158 441	158 534	
MEXICO.....	129 573	458 285	462 332	462 080	574 996	2 204 765	2 225 743	2 225 659	
COLOMB.....	1 800	9 000	9 000	9 863	12 438	49 514	49 514	55 577	
BRAZIL.....	36 868	136 001	138 800	156 298	536 400	1 820 044	1 835 153	2 070 610	
ARGENT.....	9 324	36 177	36 177	44 182	57 612	222 683	222 683	260 540	
SWEDEN.....	705	4 036	4 036	4 294	31 884	206 195	206 195	225 477	
FINLAND.....	-	-	-	-	1 471	31 587	31 587	33 173	
U KING.....	2 111	26 198	27 713	29 317	17 088	139 302	141 069	150 994	
IRELAND.....	9 093	66 203	66 204	71 996	42 315	338 471	338 592	361 827	
W GERM.....	6 774	59 869	59 869	62 381	23 085	190 130	190 130	200 577	
SPAIN.....	108 300	520 746	520 746	560 356	631 873	3 262 608	3 262 279	3 525 930	
ITALY.....	60 764	274 206	274 745	302 692	420 556	2 139 333	2 143 563	2 337 880	
GREECE.....	10 076	69 377	69 768	78 769	90 335	510 750	511 799	571 614	
AFGHAN.....	-	-	-	-	10 032	47 150	47 150	50 433	
INDIA.....	20 520	48 289	48 292	59 877	197 100	408 542	404 574	486 479	
KOR REP.....	22 416	117 950	117 950	128 794	75 420	345 579	346 084	376 988	
HG KONG.....	1 764	11 025	11 025	11 536	5 066	30 256	30 102	32 025	
OTH CTY.....	2 354	10 198	10 198	12 236	15 839	77 775	77 775	85 791	
TOTAL.....	431 803	1 947 600	1 958 450	2 096 266	2 758 499	12 180 573	12 222 433	13 210 108	
8510254	FOOTWEAR, LEATHER, FOR MISSES, CHILDREN AND INFANTS, NSPF						(PR)		
CANADA.....	1 795	12 625	12 569	12 638	4 103	32 584	32 871	32 940	
MEXICO.....	13 405	51 169	51 356	52 371	43 165	169 392	169 723	171 669	
COLOMB.....	5 580	12 987	12 987	15 430	15 930	37 379	37 379	44 352	
BRAZIL.....	60 246	178 366	181 718	206 354	472 278	1 247 109	1 261 990	1 424 386	
ARGENT.....	9 120	28 732	28 522	33 835	18 210	63 905	63 695	74 742	
FRANCE.....	124	877	877	1 089	4 212	44 934	44 947	48 812	
W GERM.....	60	420	420	447	5 277	44 786	44 421	49 511	
CZECHO.....	3 225	12 158	12 158	13 395	8 752	36 668	36 632	40 201	
POLAND.....	4 632	13 984	13 984	14 783	17 142	48 003	48 001	51 095	
SPAIN.....	332 964	807 009	809 110	876 817	2 254 316	5 042 265	5 062 791	5 559 925	
ITALY.....	109 157	434 851	436 920	482 777	1 516 274	4 026 222	4 062 292	4 426 496	
GREECE.....	7 123	30 818	31 214	39 563	22 188	127 716	128 128	147 324	
ROMANIA.....	4 824	10 130	10 130	15 752	40 182	83 540	83 540	96 918	
INDIA.....	33 515	48 193	48 203	60 471	323 118	428 000	428 000	556 921	
KOR REP.....	55 350	101 504	101 504	110 527	331 238	618 214	618 149	666 983	
CHINA T.....	18 874	40 549	40 621	43 470	47 716	110 382	111 009	120 685	
OTH CTY.....	16 692	38 577	38 577	40 730	56 585	137 154	137 173	148 268	
TOTAL.....	676 686	1 822 949	1 830 870	2 020 449	5 180 686	12 298 253	12 370 741	13 661 228	
8510255	FOOTWEAR, LEATHER SOLES, WITH FIBER UPPERS, FOR MEN, YOUTHS AND BOYS						(PR)		
ITALY.....	2 442	28 578	28 578	33 350	4 209	48 476	48 476	54 323	
OTH CTY.....	736	1 104	1 104	1 333	4 823	18 011	18 011	19 570	
TOTAL.....	3 178	29 682	29 682	34 683	9 032	66 487	66 487	73 893	
8510260	SLIPPER SOCKS WITH SOLES OF LEATHER						(PR)		
OTH CTY.....	-	-	-	-	3 061	6 344	6 585	7 274	
TOTAL.....	-	-	-	-	3 061	6 344	6 585	7 274	
8510267	FOOTWEAR, LEATH SOLES, WITH FIBER UPPERS, FOR WOMEN, MISSES, CHILDREN AND INFANTS						(PR)		
U KING.....	2 776	19 144	19 144	20 064	17 327	106 068	106 101	112 256	
ITALY.....	6 295	34 297	34 297	37 779	22 333	170 212	170 789	182 602	
OTH CTY.....	3 164	10 583	10 767	13 486	18 953	45 759	46 196	51 588	
TOTAL.....	12 235	64 024	64 208	71 329	58 613	322 039	323 066	346 446	

Table 2. Schedule A Commodity by Country of Origin, Customs, F.a.s., and C.i.f. Values—Continued

(See "Explanation of Statistics" for information on coverage, definitions of Customs, f.a.s., and c.i.f. values, sources of error in the data, OTH CTY (other countries), and other definitions and features of the import statistics. Shipments valued less than \$251 are shown only under Schedule A commodity number 990.0000 and excluded from all other commodities.)

Country of origin	Schedule A commodity number, description and unit of quantity							
	Current month			Cumulative, January to date				
	Net quantity	Value (dollars)			Net quantity	Value (dollars)		
Customs		F.a.s.	C.i.f.	Customs		F.a.s.	C.i.f.	
8510275	FOOTWEAR, FABRIC UPPERS, AT LEAST 10 PCT RUBBER OR PLASTIC BY WEIGHT						(PR)	
CANADA.....	5 193	42 303	42 471	42 471	19 467	129 749	132 276	132 570
MEXICO.....	194 345	156 768	156 821	156 845	912 104	602 720	593 321	603 485
SWEDEN.....	91 944	762 250	646 874	682 982	497 514	3 969 673	3 504 89C	3 631 264
NORWAY.....	12 324	57 049	57 049	60 239	74 224	321 277	320 762	339 776
U KING.....	11 274	21 175	21 175	23 225	20 836	71 398	71 397	78 055
FRANCE.....	70 734	562 170	562 246	587 460	363 208	2 708 638	2 711 959	2 846 100
W GERM.....	23 805	259 674	259 695	267 752	1 196 151	1 194 211	1 236 490	1 236 490
ESTONIA.....	5 229	43 901	43 901	45 759	5 229	43 901	43 901	45 759
SPAIN.....	96 912	416 965	406 234	478 635	618 387	2 481 123	2 437 818	2 765 713
ITALY.....	28 164	202 075	202 258	221 911	532 541	2 883 594	2 831 079	3 091 600
YUGOSLV.....	-	-	-	-	18 965	124 573	124 573	130 361
GREECE.....	9 441	52 269	52 308	59 428	90 318	508 882	499 268	548 411
PHIL R.....	80 137	117 886	89 754	99 764	288 875	363 329	295 791	326 770
CHINA M.....	19 856	23 578	23 578	26 984	83 357	82 937	84 727	99 231
KOR REP.....	2 322 069	6 674 713	3 862 018	4 424 134	14 041 549	35 180 635	23 093 198	26 076 050
HG KONG.....	69 005	49 243	47 037	57 017	746 142	1 033 916	680 275	761 152
CHINA T.....	2 323 921	3 274 604	2 838 301	3 200 533	17 170 944	22 269 385	20 216 941	22 988 712
JAPAN.....	280 413	434 768	401 959	443 808	1 400 230	2 869 347	2 681 508	2 909 442
OTH CTY.....	548	1 872	1 872	2 622	82 421	207 083	194 182	218 973
TOTAL.....	5 645 314	13 153 263	9 715 551	10 881 249	37 086 094	77 048 261	61 712 077	68 829 914
8510280	SLIPPERS, LEATHER						(PR)	
OTH CTY.....	912	3 200	3 206	3 350	13 182	47 383	47 674	51 189
TOTAL.....	912	3 200	3 206	3 350	13 182	47 383	47 674	51 189
8510700	FOOTWEAR, NSPF						(PR)	
CANADA.....	65 288	232 468	229 166	229 176	196 403	649 193	648 996	649 224
MEXICO.....	989 420	188 966	188 449	188 612	15 970 650	2 332 198	2 327 567	2 338 164
COLOMB.....	11 471	34 045	34 045	38 297	27 593	71 291	71 291	80 073
BRAZIL.....	20 226	103 660	104 656	116 979	248 368	953 280	961 129	1 085 207
ARGENT.....	5 940	24 570	24 570	26 893	104 118	431 957	431 957	474 415
SWEDEN.....	32 665	190 138	191 045	220 538	89 265	476 490	477 575	551 083
DENMARK.....	7 564	49 812	49 812	57 625	25 511	165 855	165 813	190 538
NETHLDs.....	400	537	537	631	20 495	30 773	30 773	32 790
FRANCE.....	27 258	146 912	147 295	164 107	191 237	1 016 244	1 015 074	1 091 355
W GERM.....	1 256	8 539	8 599	9 621	6 869	47 289	47 351	53 690
AUSTRIA.....	18 473	77 637	80 499	82 964	453 390	1 804 988	1 863 090	1 915 167
SPAIN.....	38 654	261 012	262 605	295 458	483 205	2 904 063	2 903 996	3 201 680
ITALY.....	111 457	516 079	521 197	569 599	1 519 949	6 162 576	6 187 179	6 781 127
GREECE.....	108 470	577 642	577 882	650 876	949 712	4 464 733	4 464 689	5 020 588
INDIA.....	2 700	6 777	7 271	9 881	14 960	38 159	38 653	55 738
PHIL R.....	7 940	14 800	14 800	19 421	62 413	94 770	94 770	121 137
KOR REP.....	58 919	64 131	63 719	74 745	317 130	364 793	363 899	414 167
HG KONG.....	95 700	51 871	51 968	57 896	921 864	390 833	390 134	429 163
CHINA T.....	235 831	355 232	356 399	409 289	2 546 966	3 822 384	3 835 263	4 383 914
JAPAN.....	252 974	194 426	194 426	216 509	1 118 689	632 659	646 062	719 005
OTH CTY.....	1 708	4 805	4 805	5 249	35 697	62 444	62 606	71 634
TOTAL.....	2 094 314	3 104 059	3 113 745	3 444 366	25 304 484	26 916 972	27 027 891	29 659 859
8611120	OPTICAL LENSES, UNMOUNTED, OPHTHALMIC						(PR)	
CANADA.....	74 186	110 498	110 806	111 718	256 036	1 711 288	1 714 477	1 717 030
ARGENT.....	-	-	-	-	29 385	49 156	49 156	51 812
U KING.....	14 383	14 039	14 039	14 387	166 341	179 979	187 908	191 233
NETHLDs.....	1 227	173 333	173 333	174 535	4 574	658 826	658 826	664 055
FRANCE.....	104 323	184 748	184 748	191 518	741 770	1 598 566	1 598 415	1 648 208
W GERM.....	574	2 110	2 110	2 189	143 161	107 109	107 110	108 474
HUNGARY.....	-	-	-	-	62 550	39 902	39 902	43 746
SPAIN.....	17 286	31 617	31 639	32 072	57 313	104 155	104 177	107 133
ITALY.....	20 850	20 379	20 308	21 605	91 955	100 226	100 010	106 902
ISRAEL.....	24 276	51 016	51 016	51 832	33 476	66 175	66 175	68 297
KOR REP.....	22 343	17 244	17 244	17 719	156 229	109 857	109 857	117 983
JAPAN.....	203 905	230 123	230 123	243 494	1 404 449	1 468 065	1 467 958	1 541 389
AUSTRAL.....	26 690	69 465	69 465	73 370	364 880	381 668	381 668	401 153
OTH CTY.....	35 000	18 088	18 088	18 575	65 942	43 673	43 673	46 500
TOTAL.....	545 043	922 660	922 919	953 014	3 578 061	6 618 645	6 629 312	6 813 915
8611140	OPTICAL LENSES, UNMOUNTED, NES						(NO)	
CANADA.....	-	-	-	-	103	31 909	31 909	31 998
MEXICO.....	28 624	15 693	15 693	15 693	158 872	93 618	93 618	93 618
U KING.....	23 256	15 525	14 297	16 402	329 261	96 396	95 168	102 257
FRANCE.....	1 168	7 033	7 033	7 249	90 557	125 697	125 697	133 320
W GERM.....	49 915	53 378	53 387	54 976	624 495	314 655	314 846	324 190
HG KONG.....	2 850	2 629	2 629	3 138	59 584	39 138	39 138	45 285
JAPAN.....	237 270	251 129	251 194	261 058	1 770 050	1 915 172	1 915 457	1 987 141
OTH CTY.....	10 075	2 457	2 457	2 939	39 827	21 083	21 750	23 171
TOTAL.....	353 158	347 844	346 690	361 455	3 072 749	2 637 668	2 637 583	2 740 980
8611160	OPTICAL ELEMENTS NSPF, UNMOUNTED, INCLUDING CRYSTALS IN INGOTS, PRISMS AND MIRRORS							
FRANCE.....	-	20 260	19 917	20 906	-	120 086	119 377	122 839
W GERM.....	-	29 677	29 677	30 332	-	167 802	167 252	171 725
SWITZLD.....	-	5 236	5 236	5 299	-	84 924	84 923	86 509
JAPAN.....	-	59 470	59 497	60 909	-	281 545	281 630	288 014
OTH CTY.....	-	13 119	13 119	15 023	-	76 975	77 035	81 022
TOTAL.....	-	127 762	127 446	132 469	-	731 332	730 217	750 109

Table 2. Schedule A Commodity by Country of Origin, Customs, F.a.s., and C.i.f. Values—Continued

(See "Explanation of Statistics" for information on coverage, definitions of Customs, f.a.s., and c.i.f. values, sources of error in the data, OTH CTY (other countries), and other definitions and features of the import statistics. Shipments valued less than \$251 are shown only under Schedule A commodity number 990.0000 and excluded from all other commodities.)

Country of origin	Schedule A commodity number, description and unit of quantity							
	Current month				Cumulative, January to date			
	Net quantity	Value (dollars)			Net quantity	Value (dollars)		
Customs		F.a.s.	C.i.f.	Customs		F.a.s.	C.i.f.	
8611220	OPTICAL LENSES, MOUNTED, PHOTOGRAPHIC							(NO)
CANADA.....	228	27 923	27 923	28 036	1 191	187 341	188 008	188 579
U KING.....	34	28 238	28 238	28 659	20 840	109 898	109 621	112 295
FRANCE.....	135	53 178	53 178	53 963	1 046	282 123	282 123	287 345
W GERM.....	4 595	811 625	811 670	821 225	13 823	2 029 370	2 031 039	2 056 497
SWITZLD.....	54	5 712	5 712	5 947	342	45 827	45 827	48 488
ITALY.....	119	3 162	3 162	3 551	2 176	33 335	33 335	36 719
HG KONG.....	410	60 126	60 117	63 413	412	60 485	60 476	63 783
JAPAN.....	115 084	3 297 223	3 229 054	3 390 809	845 308	19 045 041	18 794 309	19 560 404
OTH CTY.....	160	2 774	2 777	2 836	2 315	29 290	29 288	30 875
TOTAL.....	120 819	4 289 961	4 221 831	4 398 439	887 453	21 822 710	21 574 026	22 384 985
8611240	OPTICAL ELEMENTS NSPF, MOUNTED, INCLUDING LENSES NES, FILTERS, PRISMS AND MIRRORS							
CANADA.....	-	55 513	55 523	55 622	-	127 904	127 939	128 228
SWEDEN.....	-	4 887	4 887	4 932	-	104 367	95 240	104 208
U KING.....	-	23 542	23 390	24 728	-	255 094	253 673	263 427
NETHLDs.....	-	25 222	25 222	25 554	-	103 140	102 964	104 677
FRANCE.....	-	116 851	116 851	118 372	-	224 336	224 163	229 690
W GERM.....	-	391 847	391 782	398 818	-	2 869 323	2 862 804	2 899 038
AUSTRIA.....	-	19 496	19 496	19 686	-	50 633	50 633	51 256
SWITZLD.....	-	113 510	113 510	116 544	-	736 478	736 475	753 292
KOR REP.....	-	36 418	36 418	39 129	-	59 176	59 176	63 547
JAPAN.....	-	988 257	985 772	1 022 432	-	8 780 956	8 738 274	9 052 315
OTH CTY.....	-	10 887	10 887	11 148	-	72 242	72 334	79 678
TOTAL.....	-	1 786 430	1 783 738	1 836 965	-	13 383 649	13 323 675	13 729 356
8612100	FRAMES, MOUNTINGS AND PARTS OF, FOR EYEGLASSES, LORGNETTES, GOGGLES ETC							
CANADA.....	-	80 422	80 422	80 899	-	241 788	241 894	243 236
BARBADO.....	-	4 246	4 246	4 375	-	77 737	79 092	85 417
SWEDEN.....	-	20 643	20 643	21 496	-	102 120	102 120	106 649
U KING.....	-	17 539	17 539	18 207	-	191 314	191 317	197 703
NETHLDs.....	-	50 493	50 493	51 432	-	92 718	92 718	94 629
FRANCE.....	-	1 758 431	1 755 273	1 795 457	-	9 201 892	9 200 484	9 411 486
W GERM.....	-	780 850	778 373	797 170	-	4 418 244	4 382 252	4 500 057
AUSTRIA.....	-	254 762	254 738	261 576	-	1 534 104	1 534 080	1 574 347
SWITZLD.....	-	27 065	27 065	27 420	-	36 912	36 812	37 776
SPAIN.....	-	74 716	74 716	77 847	-	479 730	482 730	498 825
ITALY.....	-	793 749	790 545	813 873	-	5 099 309	5 085 081	5 224 847
ISRAEL.....	-	21 464	21 464	22 665	-	94 637	94 637	101 011
KOR REP.....	-	91 113	91 113	99 141	-	455 568	455 092	485 258
HG KONG.....	-	136 668	136 681	146 456	-	527 661	527 359	561 894
CHINA T.....	-	-	-	-	-	33 548	33 548	37 803
JAPAN.....	-	610 608	610 608	644 161	-	3 209 733	3 200 734	3 358 018
AUSTRAL.....	-	293	293	318	-	34 781	34 781	35 749
OTH CTY.....	-	16 857	16 857	18 536	-	72 650	72 650	79 729
TOTAL.....	-	4 739 919	4 731 069	4 881 029	-	25 904 446	25 847 381	26 634 434
8612210	SUNGLASSES AND SUNGOGGLES, VALUED OVER \$2.50 PER DOZEN							(DOZ)
CANADA.....	1 622	51 770	51 770	52 566	3 059	144 942	119 852	121 313
MEXICO.....	44 999	219 446	219 446	219 446	350 840	1 603 476	1 603 476	1 604 135
BRAZIL.....	900	6 660	6 660	7 422	6 691	42 216	42 216	47 918
NETHLDs.....	1	14 394	14 394	14 620	2 650	52 826	52 826	55 555
FRANCE.....	22 455	387 824	384 120	410 010	252 903	3 937 943	3 934 220	4 190 160
W GERM.....	1 592	93 497	93 498	96 515	12 364	631 945	631 591	651 792
AUSTRIA.....	2 461	96 716	96 716	99 534	10 024	455 996	455 976	470 879
SWITZLD.....	429	7 222	7 222	7 479	2 552	64 474	64 044	66 535
ITALY.....	67 116	661 764	659 804	700 521	393 236	4 180 317	4 173 412	4 425 796
GREECE.....	1 500	19 875	19 875	21 075	7 933	94 606	94 606	100 948
KOR REP.....	6 183	145 447	144 851	156 021	55 115	848 521	849 683	902 535
HG KONG.....	2 400	11 390	11 438	12 195	26 319	199 857	200 042	214 313
CHINA T.....	26 006	206 126	207 453	225 777	235 451	2 051 939	2 029 237	2 176 713
JAPAN.....	67 260	1 540 253	1 542 545	1 635 502	411 681	6 616 649	6 631 795	7 031 712
OTH CTY.....	1 635	24 250	24 250	26 512	6 566	72 924	72 607	78 963
TOTAL.....	246 559	3 486 634	3 484 042	3 685 195	1 777 384	20 998 181	20 955 583	22 139 267
8612230	EYEGLASSES, GOGGLES ETC NES, VALUED OVER \$2.50 PER DOZEN							(DOZ)
CANADA.....	869	12 927	11 628	11 695	16 364	105 091	100 552	101 424
HG KONG.....	2 244	15 243	15 243	16 536	15 604	82 491	82 701	94 373
JAPAN.....	3 339	38 004	38 455	42 278	24 452	246 502	247 101	263 967
AUSTRAL.....	6 916	48 935	48 945	51 153	11 800	88 652	88 764	94 195
OTH CTY.....	990	15 103	15 103	15 704	13 783	155 075	157 407	167 135
TOTAL.....	14 358	130 212	129 374	137 366	82 003	677 811	676 525	721 094
8612250	SUNGLASSES, EYEGLASSES, GOGGLES, AND LORGNETTES ETC NES							
ITALY.....	-	75 557	75 557	89 033	-	401 689	401 789	454 923
HG KONG.....	-	7 205	7 292	7 744	-	39 916	40 739	47 210
OTH CTY.....	-	1 864	1 925	2 360	-	44 211	44 757	48 920
TOTAL.....	-	84 626	84 774	99 137	-	485 816	487 285	551 053
8613300	MICROSCOPES, ELECTRON NES ETC AND DIFFRACTION APPARATUS, FRAMES, MOUNTINGS & PARTS OF							
CANADA.....	-	-	-	-	-	56 464	56 464	57 174
U KING.....	-	91 789	91 789	95 927	-	585 919	585 796	613 642
NETHLDs.....	-	79 288	79 288	80 584	-	505 990	505 990	514 097

Table 2. **Schedule A Commodity by Country of Origin, Customs, F.a.s., and C.i.f. Values—Continued**

(See "Explanation of Statistics" for information on coverage, definitions of Customs, f.a.s., and c.i.f. values, sources of error in the data, OTH CTY (other countries), and other definitions and features of the import statistics. Shipments valued less than \$251 are shown only under Schedule A commodity number 990.0000 and excluded from all other commodities.)

Country of origin	Schedule A commodity number, description and unit of quantity							
	Current month				Cumulative, January to date			
	Net quantity	Value (dollars)			Net quantity	Value (dollars)		
Customs		F.a.s.	C.i.f.	Customs		F.a.s.	C.i.f.	
FRANCE.....	-	574	574	720	-	37 802	37 802	39 345
W GERM.....	-	26 898	26 916	27 364	-	293 232	293 305	299 769
SWITZLD.....	-	-	-	-	-	146 024	146 187	147 087
JAPAN.....	-	84 590	84 589	89 667	-	1 297 825	1 292 067	1 351 887
OTH CTY.....	-	-	-	-	-	262	262	712
TOTAL.....	-	283 139	283 156	294 262	-	2 923 518	2 917 873	3 023 713
8613420	MICROSCOPES, COMPOUND OPTICAL EXCEPT IMAGE PROJECTING ETC, VALUED NOT OVER \$25 EACH						(NO)	
JAPAN.....	16 756	51 047	51 075	55 995	56 466	231 654	232 590	252 825
OTH CTY.....	-	-	-	-	50	327	327	371
TOTAL.....	16 756	51 047	51 075	55 995	56 516	231 981	232 917	253 196
8613440	MICROSCOPES, COMPOUND OPTICAL EXCEPT IMAGE PROJECTING ETC NES						(NO)	
JAPAN.....	4 200	315 333	314 404	327 474	21 845	1 517 436	1 517 328	1 594 290
OTH CTY.....	13	7 781	7 781	8 170	777	149 577	148 910	155 957
TOTAL.....	4 213	323 114	322 185	335 644	22 622	1 667 013	1 666 238	1 750 247
8613460	MICROSCOPES, COMPOUND OPTICAL NSPF						(NO)	
W GERM.....	45	566 037	566 037	571 218	2 098	3 784 380	3 747 393	3 816 272
AUSTRIA.....	-	-	-	-	27	100 570	100 570	103 658
JAPAN.....	32	107 960	107 960	115 118	1 097	794 377	794 377	833 131
OTH CTY.....	6	7 174	7 174	7 448	154	43 044	43 400	45 930
TOTAL.....	83	681 171	681 171	693 784	3 376	4 722 371	4 685 740	4 798 991
8613480	FRAMES, MOUNTINGS AND PARTS OF, FOR COMPOUND OPTICAL MICROSCOPES						(NO)	
U KING.....	-	15 757	15 215	16 535	-	84 126	79 919	87 613
W GERM.....	-	554 595	554 491	565 641	-	4 406 548	4 404 863	4 494 682
AUSTRIA.....	-	21 531	24 531	21 736	-	67 480	67 480	68 537
SWITZLD.....	-	85 122	85 122	86 827	-	449 595	449 595	457 961
POLAND.....	-	-	-	-	-	45 621	45 621	48 341
JAPAN.....	-	189 833	184 621	197 885	-	2 125 206	2 108 095	2 228 601
OTH CTY.....	-	2 895	2 895	2 945	-	38 070	37 861	40 282
TOTAL.....	-	869 733	863 875	891 569	-	7 216 646	7 193 434	7 426 017
8613510	FIELD GLASSES AND OPERA GLASSES, EXCEPT PRISM BINOCULARS						(NO)	
ITALY.....	26 664	37 449	37 449	43 432	111 764	161 102	161 102	188 420
JAPAN.....	16 130	42 309	42 432	45 215	419 260	429 260	438 077	459 021
OTH CTY.....	1 296	323	323	362	64 437	15 552	16 137	17 590
TOTAL.....	44 090	80 081	80 204	89 009	595 461	605 914	615 316	665 031
8613520	PRISM BINOCULARS						(NO)	
W GERM.....	263	6 991	6 591	7 336	3 105	178 650	178 374	180 829
KOR REP.....	2 491	28 315	28 315	30 277	12 415	149 713	150 165	159 367
HG KONG.....	-	-	-	-	7 660	52 853	52 837	54 894
CHINA T.....	-	-	-	-	6 000	55 200	55 200	57 490
JAPAN.....	73 264	1 119 897	1 121 956	1 163 276	343 421	5 686 099	5 665 102	5 911 029
OTH CTY.....	-	-	-	-	377	10 883	10 883	11 896
TOTAL.....	76 018	1 155 203	1 157 262	1 200 889	372 978	6 133 398	6 112 561	6 375 505
8613530	TELESCOPES, REFRACTING OR REFLECTING NSPF AND ASTRONOMICAL INSTRUMENTS NSPF						(NO)	
CANADA.....	627	5 040	4 733	4 750	1 271	36 765	36 721	36 795
W GERM.....	-	-	-	-	1 457	46 962	46 962	47 694
ITALY.....	1	152 559	152 559	172 584	701	153 419	153 419	173 513
CHINA T.....	-	-	-	-	2 007	28 229	30 398	31 103
JAPAN.....	100 365	965 087	972 732	1 000 617	627 008	4 982 586	4 999 367	5 188 148
OTH CTY.....	2 880	944	944	1 046	23 793	13 704	13 764	15 217
TOTAL.....	103 873	1 123 630	1 130 968	1 178 997	656 237	5 261 665	5 280 631	5 492 470
8613540	FRAMES, MOUNTINGS & PARTS, FOR REFRACTING ETC TELESCOPES & ASTRONOMICAL INSTRUMENTS NSPF						(NO)	
CANADA.....	-	9 118	9 118	9 216	-	46 393	46 403	46 690
JAPAN.....	-	48 931	49 829	52 292	-	259 636	260 594	272 533
OTH CTY.....	-	10 529	10 364	10 545	-	41 308	41 230	42 695
TOTAL.....	-	68 578	69 311	72 053	-	347 337	348 227	361 918
8613900	OPTICAL APPLIANCES AND INSTRUMENTS NSPF, AND FRAMES, MOUNTINGS AND PARTS OF						(NO)	
U KING.....	-	21 477	21 477	23 137	-	134 789	134 747	142 402
FRANCE.....	-	4 961	4 961	5 042	-	44 574	44 693	45 608
W GERM.....	-	17 777	17 777	18 221	-	184 400	184 421	188 469
SWITZLD.....	-	35 864	35 864	38 084	-	65 743	65 843	68 669
KOR REP.....	-	1 450	1 450	1 680	-	47 497	47 387	51 751
HG KONG.....	-	38 443	39 101	44 983	-	178 184	181 360	210 164
JAPAN.....	-	212 664	214 120	224 169	-	1 321 991	1 331 696	1 390 783
OTH CTY.....	-	11 432	11 482	12 198	-	82 441	82 730	89 319
TOTAL.....	-	344 068	346 232	367 514	-	2 059 853	2 072 877	2 187 165
8614020	CAMERAS, STILL, LENS NOT CHIEF VALUE, FIXED-FOCUS						(NO)	
U KING.....	1	874	874	903	172 828	1 080 655	1 078 906	1 122 459
NETHLDs.....	101	46 905	46 905	47 603	137	197 865	197 865	201 315
W GERM.....	126	42 488	40 789	43 700	414	231 287	229 018	236 442
SINGAPR.....	12 500	31 250	31 250	32 036	12 620	31 550	31 550	32 503

Table 2. Schedule A Commodity by Country of Origin, Customs, F.a.s., and C.i.f. Values—Continued

(See "Explanation of Statistics" for information on coverage, definitions of Customs, f.a.s., and c.i.f. values, sources of error in the data, OTH CTY (other countries), and other definitions and features of the import statistics. Shipments valued less than \$251 are shown only under Schedule A commodity number 990.0000 and excluded from all other commodities.)

Country of origin	Schedule A commodity number, description and unit of quantity							
	Current month				Cumulative, January to date			
	Net quantity	Value (dollars)			Net quantity	Value (dollars)		
Customs		F.a.s.	C.i.f.	Customs		F.a.s.	C.i.f.	
HG KONG.....	186 431	234 898	235 957	243 001	426 669	769 021	772 499	798 188
CHINA T.....	22 500	80 468	80 900	83 585	110 600	475 494	476 144	493 621
JAPAN.....	38 325	334 191	332 934	346 857	331 370	2 937 081	2 933 807	3 012 449
OTH CTY.....	807	26 825	26 825	27 641	1 259	129 215	129 215	132 620
TOTAL.....	260 791	797 899	796 434	825 326	1 055 897	5 852 168	5 849 004	6 029 797
8614040	CAMERAS, STILL NES, AND ENLARGERS INCLUDING CAMERA-ENLARGERS NES						(NO)	
SWEDEN.....	384	216 903	216 903	219 227	731	393 502	393 502	397 246
U KING.....	6	975	975	1 012	84	86 695	86 695	87 824
W GERM.....	827	181 102	181 102	182 641	5 186	1 956 048	1 980 464	2 036 703
E GERM.....	1 151	72 469	72 469	78 366	3 510	196 657	196 752	208 831
SWITZLD.....	-	-	-	-	475	125 412	125 412	135 382
USSR.....	348	9 172	9 172	9 378	4 065	111 699	111 699	114 207
SINGAPR.....	1 528	137 253	137 253	139 755	6 644	464 356	464 356	476 339
KOR REP.....	-	-	-	-	500	71 602	47 500	74 094
HG KONG.....	18 390	510 935	511 125	520 333	45 385	2 107 349	2 107 539	2 137 895
CHINA T.....	2 950	125 204	125 204	127 136	28 310	1 367 938	1 367 315	1 401 822
JAPAN.....	56 315	6 664 024	6 212 889	6 764 515	426 470	46 683 657	44 010 192	46 905 928
OTH CTY.....	-	-	-	-	316	47 372	47 374	51 784
TOTAL.....	81 899	7 918 037	7 467 092	8 042 409	521 676	53 612 287	50 938 800	54 028 055
8614060	STILL CAMERA PARTS NSPF							
CANADA.....	-	23 600	23 636	23 761	-	564 747	567 508	569 254
MEXICO.....	-	1 587	1 587	1 736	-	39 719	39 719	39 868
SWEDEN.....	-	72 334	72 334	73 129	-	308 004	308 004	312 161
U KING.....	-	161 346	161 468	164 654	-	1 079 975	1 079 912	1 110 879
NETHLD.....	-	27 386	27 386	28 441	-	116 641	116 641	122 763
W GERM.....	-	150 038	149 154	154 284	-	972 060	969 055	994 536
SWITZLD.....	-	117 485	117 485	121 936	-	1 031 256	1 031 298	1 068 851
SPAIN.....	-	-	-	-	-	70 051	70 051	78 863
ITALY.....	-	10 944	10 944	12 003	-	196 395	196 395	211 424
JAPAN.....	-	630 677	623 072	675 182	-	3 122 175	3 082 700	3 271 089
OTH CTY.....	-	8 410	8 498	9 104	-	96 065	96 094	104 734
TOTAL.....	-	1 203 807	1 195 564	1 264 230	-	7 597 088	7 557 377	7 884 422
8614080	PHOTOGRAPHIC FLASH-LIGHTING APPARATUS, STROBOSCOPIC ELECTRONIC FLASH APPARATUS							
U KING.....	-	24 533	24 533	26 207	-	155 436	155 532	163 699
FRANCE.....	-	13 057	13 057	13 797	-	88 774	88 774	93 797
W GERM.....	-	94 961	94 961	97 597	-	1 117 001	1 117 037	1 154 355
SWITZLD.....	-	9 012	9 012	9 578	-	129 326	129 326	135 428
SINGAPR.....	-	242 603	242 603	247 850	-	390 728	390 728	402 055
KOR REP.....	-	33 660	33 660	33 995	-	1 453 607	1 453 607	1 489 390
HG KONG.....	-	154 022	154 467	162 503	-	664 921	662 673	689 559
JAPAN.....	-	564 711	541 815	587 504	-	3 941 218	3 890 237	4 046 282
OTH CTY.....	-	13 673	13 673	14 125	-	23 470	23 463	24 476
TOTAL.....	-	1 150 232	1 127 781	1 193 156	-	7 964 481	7 911 377	8 199 041
8615010	CAMERAS, 8-MM MOTION-PICTURE						(NO)	
FRANCE.....	-	-	-	-	60	43 841	43 841	44 499
W GERM.....	304	56 789	56 832	57 925	834	199 418	199 461	203 739
HG KONG.....	500	12 781	12 781	13 119	5 501	125 606	125 932	129 138
JAPAN.....	16 739	718 162	715 487	749 707	77 913	6 764 521	6 560 577	6 932 214
OTH CTY.....	-	-	-	-	5 550	80 130	80 239	85 204
TOTAL.....	17 543	787 732	785 100	820 751	89 858	7 213 516	7 010 050	7 394 794
8615020	CAMERAS, MOTION-PICTURE NES						(NO)	
IRELAND.....	-	-	-	-	4	78 050	420 505	421 221
FRANCE.....	55	95 263	95 263	97 930	437	538 592	538 581	547 061
W GERM.....	30	121 024	120 221	122 075	326	729 452	715 353	737 240
AUSTRIA.....	200	31 984	31 984	32 589	200	31 984	31 984	32 589
SWITZLD.....	15	22 357	22 357	22 694	571	151 319	151 818	153 531
MALAYSA.....	-	-	-	-	1 500	104 460	104 460	109 788
JAPAN.....	1 812	132 411	132 070	142 254	23 283	2 058 972	1 969 167	2 124 331
OTH CTY.....	2	1 000	1 000	1 000	10	38 478	38 479	39 019
TOTAL.....	2 114	404 039	402 895	418 542	26 331	3 731 307	3 970 347	4 164 780
8615030	MOTION PICTURE CAMERA PARTS, NSPF							
MEXICO.....	-	2 523	2 523	2 523	-	68 084	88 534	88 534
FRANCE.....	-	16 298	16 998	17 284	-	112 234	112 956	116 358
W GERM.....	-	27 472	27 472	27 910	-	200 492	200 453	204 071
SWITZLD.....	-	4 021	4 021	4 167	-	40 671	40 699	41 901
JAPAN.....	-	25 127	25 113	29 191	-	120 208	120 623	139 131
OTH CTY.....	-	18 051	18 057	18 369	-	39 441	39 784	40 559
TOTAL.....	-	93 492	94 184	99 464	-	601 130	603 049	630 554
8615040	PROJECTORS, MOTION-PICTURE, INCLUDING CAMERA-PROJECTORS						(NO)	
NORWAY.....	529	140 315	140 315	142 518	2 263	534 227	534 860	545 610
DENMARK.....	3	7 375	7 375	7 496	28	60 330	60 330	64 906
FRANCE.....	-	-	-	-	84	47 275	47 303	48 964
W GERM.....	9	32 713	32 390	34 562	1 050	119 274	118 971	126 973
AUSTRIA.....	2 771	386 943	388 072	394 598	10 148	1 306 030	1 309 009	1 335 544
SWITZLD.....	-	-	-	-	283	38 905	38 905	41 447
ITALY.....	2	9 946	9 946	10 925	623	235 655	235 655	250 325

Table 2. Schedule A Commodity by Country of Origin, Customs, F.a.s., and C.i.f. Values—Continued

(See "Explanation of Statistics" for information on coverage, definitions of Customs, f.a.s., and c.i.f. values, sources of error in the data, OTH CTY (other countries), and other definitions and features of the import statistics. Shipments valued less than \$251 are shown only under Schedule A commodity number 990.0000 and excluded from all other commodities.)

Country of origin	Schedule A commodity number, description and unit of quantity							
	Current month				Cumulative, January to date			
	Net quantity	Value (dollars)			Net quantity	Value (dollars)		
		Customs	F.a.s.	C.i.f.		Customs	F.a.s.	C.i.f.
JAPAN.....	5 031	409 280	409 279	441 321	24 966	2 928 980	2 924 487	3 123 622
OTH CTY.....	12	6 413	6 258	7 550	163	34 744	34 643	37 979
TOTAL.....	5 043	992 985	993 635	1 038 970	39 608	5 305 420	5 304 163	5 575 370
8615050	PROJECTOR AND CAMERA-PROJECTOR PARTS							
U KING.....	-	4 311	4 311	4 528	-	32 347	32 347	34 018
W GERM.....	-	10 094	10 090	10 683	-	45 867	45 886	49 233
ITALY.....	-	9 304	9 304	10 392	-	78 006	78 006	84 873
JAPAN.....	-	25 678	25 607	26 756	-	183 226	182 866	195 471
OTH CTY.....	-	21 132	21 151	25 042	-	93 681	93 810	103 333
TOTAL.....	-	70 519	70 463	77 401	-	433 327	432 915	466 928
8616120	PROJECTORS, SLIDE AND STILL-PICTURE							(NO)
MEXICO.....	-	-	-	-	2 604	251 197	251 197	251 197
DENMARK.....	-	-	-	-	23	72 156	70 026	75 239
U KING.....	130	26 247	26 247	27 378	426	118 886	119 014	123 792
W GERM.....	326	34 320	31 508	32 223	3 707	223 213	218 423	232 839
JAPAN.....	1 135	83 661	83 700	94 737	10 879	748 247	747 828	806 029
AUSTRAL.....	-	-	-	-	881	47 574	47 574	49 295
OTH CTY.....	266	34 549	34 552	36 056	696	69 798	69 801	74 682
TOTAL.....	1 857	178 777	176 007	190 394	19 216	1 531 071	1 523 863	1 613 073
8616140	ENLARGERS AND CAMERA-ENLARGERS, LENS NOT CHIEF VALUE							(NO)
DENMARK.....	42	74 265	74 265	80 788	504	576 999	576 999	615 975
U KING.....	204	52 418	52 418	53 915	1 017	162 101	165 072	173 481
W GERM.....	25	57 527	59 616	63 561	117	341 231	342 053	359 266
SWITZLD.....	3	87 046	87 046	89 340	37	955 633	955 633	978 886
SPAIN.....	-	-	-	-	23	92 214	92 214	104 492
ITALY.....	23	9 611	9 611	10 368	1 122	182 051	182 051	200 631
JAPAN.....	2 700	137 186	134 088	143 180	15 514	672 712	671 609	742 049
OTH CTY.....	1	2 380	2 380	2 498	1	2 380	2 380	2 498
TOTAL.....	2 998	420 433	419 424	443 650	18 335	2 985 321	2 968 011	3 177 280
8616800	PHOTOGRAPHIC GOODS NES, INCLUDING PHOTOFINISHING, PROCESSING AND PRINTING EQUIPMENT							
CANADA.....	-	34 573	36 916	37 231	-	146 897	150 943	151 546
MEXICO.....	-	-	-	-	-	86 212	86 212	86 230
SWEDEN.....	-	120 885	120 885	122 162	-	330 256	330 810	336 254
NORWAY.....	-	11 899	11 899	12 363	-	46 357	46 357	47 568
DENMARK.....	-	116 783	116 783	121 030	-	374 247	374 247	392 357
U KING.....	-	146 053	146 051	158 016	-	928 455	924 096	977 187
IRELAND.....	-	26 102	26 102	27 010	-	127 839	127 839	134 615
NETHLD.....	-	60 145	60 145	63 083	-	283 016	283 016	296 121
BELGIUM.....	-	2 743	2 743	2 842	-	88 568	81 620	84 541
FRANCE.....	-	15 057	15 067	16 043	-	107 089	107 148	120 472
W GERM.....	-	328 347	318 664	339 947	-	2 534 960	2 484 258	2 638 535
AUSTRIA.....	-	556	556	597	-	45 542	45 542	47 428
SWITZLD.....	-	16 124	16 124	16 908	-	284 904	284 907	294 088
ITALY.....	-	98 690	97 246	104 659	-	565 699	564 315	607 112
ISRAEL.....	-	-	-	-	-	33 720	33 720	37 607
CHINA T.....	-	31 084	31 084	40 409	-	70 203	70 203	86 296
JAPAN.....	-	274 164	271 628	293 584	-	1 836 006	1 819 921	1 966 822
OTH CTY.....	-	16 821	16 821	19 038	-	74 378	74 378	85 612
TOTAL.....	-	1 300 026	1 288 714	1 374 922	-	7 964 168	7 889 532	8 390 391
8617110	OPTICAL INSTRUMENTS, APPLIANCES AND PARTS OF, FOR MEDICAL, DENTAL, SURGICAL ETC USE							
U KING.....	-	46 630	46 640	48 383	-	190 671	190 681	197 423
NETHLD.....	-	811	811	821	-	44 617	43 046	43 862
FRANCE.....	-	34 985	34 985	36 874	-	131 462	131 484	136 498
W GERM.....	-	481 746	481 935	492 779	-	2 870 872	2 871 260	2 926 224
SWITZLD.....	-	191 743	192 733	199 801	-	1 026 074	1 024 283	1 052 337
JAPAN.....	-	615 180	613 991	634 423	-	5 026 977	5 005 355	5 140 906
OTH CTY.....	-	-	-	-	-	63 868	63 868	67 869
TOTAL.....	-	1 371 095	1 371 095	1 413 081	-	9 354 541	9 329 977	9 565 119
8617120	CATHETERS OF RUBBER							(DOZ)
U KING.....	18 419	168 528	168 561	173 092	112 376	946 177	939 110	978 073
FRANCE.....	1 615	19 138	13 575	19 631	27 635	258 648	169 974	179 663
W GERM.....	2 654	50 070	38 154	51 105	24 342	476 849	376 351	486 497
OTH CTY.....	2 583	11 618	11 618	12 911	13 589	44 909	44 909	48 250
TOTAL.....	25 271	249 354	231 908	256 739	177 942	1 726 583	1 530 344	1 692 483
8617130	SYRINGES, INCLUDING HYPODERMIC, AND PARTS OF INCLUDING HYPODERMIC NEEDLES							
BRAZIL.....	-	18 297	18 297	19 328	-	39 162	39 162	41 955
DENMARK.....	-	8 917	9 041	9 596	-	265 729	271 857	313 753
U KING.....	-	10 661	10 661	11 110	-	34 773	34 773	36 501
NETHLD.....	-	3 438	3 438	3 596	-	73 317	73 317	76 075
FRANCE.....	-	-	-	-	-	33 129	33 059	34 628
W GERM.....	-	46 229	46 294	46 742	-	92 659	92 804	94 882
SWITZLD.....	-	5 140	5 140	5 446	-	54 833	55 133	58 170
ITALY.....	-	8 429	8 429	9 071	-	48 334	48 334	52 458
JAPAN.....	-	148 689	148 689	155 370	-	843 766	844 261	893 784
OTH CTY.....	-	12 888	12 957	14 378	-	55 082	55 158	59 752
TOTAL.....	-	262 688	262 946	274 637	-	1 540 761	1 547 858	1 661 958

Table 2. Schedule A Commodity by Country of Origin, Customs, F.a.s., and C.i.f. Values—Continued

(See "Explanation of Statistics" for information on coverage, definitions of Customs, f.a.s., and c.i.f. values, sources of error in the data, OTH CTY (other countries), and other definitions and features of the import statistics. Shipments valued less than \$251 are shown only under Schedule A commodity number 990.0000 and excluded from all other commodities.)

Country of origin	Schedule A commodity number, description and unit of quantity							
	Current month			Cumulative, January to date				
	Net quantity	Value (dollars)			Net quantity	Value (dollars)		
Customs		F.a.s.	C.i.f.	Customs		F.a.s.	C.i.f.	
8617140	RADIATION THERAPY, ETC., APPARATUS FOR NONPROFIT INSTITUTIONS							
CANADA.....	-	59 587	59 751	59 818	-	1 051 630	1 053 840	1 054 463
FINLAND.....	-	34 360	34 360	34 843	-	114 266	104 537	124 953
DENMARK.....	-	66 800	66 800	69 906	-	144 787	146 989	153 056
W GERM.....	-	20 555	14 506	20 619	-	153 360	123 904	154 657
ISRAEL.....	-	99 150	99 150	103 238	-	262 413	262 413	273 632
OTH CTY.....	-	-	-	-	-	6 309	6 309	6 852
TOTAL.....	-	280 452	274 567	288 424	-	1 732 765	1 697 992	1 767 613
8617150	DENTAL INSTRUMENTS NSPF AND PARTS OF, INCLUDING BURRS AND FORCEPS							
CANADA.....	-	79 153	79 203	79 203	-	334 058	334 336	334 344
SWEDEN.....	-	30 046	30 046	32 992	-	470 494	470 493	497 242
U KING.....	-	10 531	10 531	10 946	-	96 331	96 347	99 419
IRELAND.....	-	4 434	4 434	4 497	-	50 492	50 495	51 928
FRANCE.....	-	142 891	142 891	145 414	-	511 100	507 113	516 072
W GERM.....	-	671 232	668 117	679 745	-	4 147 656	4 127 452	4 202 150
AUSTRIA.....	-	11 581	11 581	11 810	-	103 786	103 030	105 005
CZECHOS.....	-	30 276	30 276	32 779	-	30 276	30 276	32 779
SWITZLD.....	-	123 215	123 216	129 364	-	867 885	867 969	887 705
ITALY.....	-	5 204	5 204	5 629	-	31 662	31 662	33 838
PAKISTN.....	-	5 073	5 033	5 470	-	115 518	118 538	128 828
JAPAN.....	-	206 820	206 652	214 021	-	1 326 583	1 326 449	1 375 574
OTH CTY.....	-	23 891	23 891	25 689	-	52 590	52 590	59 029
TOTAL.....	-	1 344 347	1 341 075	1 377 559	-	8 138 431	8 116 750	8 323 913
8617160	INSTRUMENTS AND APPLIANCES NSPF, AND PARTS OF, FOR MEDICAL, SURGICAL ETC USE							
CANADA.....	-	11 822	11 738	11 880	-	49 498	49 547	50 326
MEXICO.....	-	97 238	96 953	98 216	-	582 670	578 704	589 084
HAITI.....	-	24 127	24 127	25 945	-	37 996	37 996	40 970
COLOMB.....	-	400	400	423	-	33 356	33 356	38 165
SWEDEN.....	-	53 968	54 026	55 172	-	343 199	342 986	355 287
DENMARK.....	-	12 435	12 435	12 915	-	96 187	96 187	100 018
U KING.....	-	473 592	468 227	490 875	-	3 173 344	3 135 747	3 291 770
IRELAND.....	-	111 246	111 246	117 395	-	1 366 344	1 300 920	1 364 941
NETHLDs.....	-	469	469	475	-	58 123	58 123	60 962
FRANCE.....	-	47 769	44 723	47 953	-	329 739	327 940	335 622
W GERM.....	-	1 979 443	1 979 305	2 021 391	-	12 225 964	12 202 636	12 472 677
SWITZLD.....	-	104 274	102 626	105 214	-	642 025	647 608	659 176
POLAND.....	-	27 076	27 076	27 634	-	64 471	64 471	68 379
ITALY.....	-	7 625	7 625	7 782	-	106 328	105 477	107 721
PAKISTN.....	-	252 267	251 462	270 799	-	1 761 818	1 757 658	1 881 602
CHINA T.....	-	17 110	17 110	18 033	-	138 853	138 853	145 926
JAPAN.....	-	701 171	699 571	742 608	-	3 401 072	3 319 761	3 535 926
OTH CTY.....	-	42 578	42 578	45 768	-	142 183	142 203	153 697
TOTAL.....	-	3 964 610	3 951 697	4 100 478	-	24 553 170	24 340 173	25 252 249
8617200	MECHANO-THERAPY APPLIANCES, MASSAGE AND OXYGEN OR OXYGEN THERAPY APPARATUS, AND PARTS OF							
CANADA.....	-	14 530	14 535	14 669	-	99 090	96 010	96 554
SWEDEN.....	-	19 577	19 582	20 544	-	111 155	111 169	117 126
NORWAY.....	-	12 716	12 716	13 128	-	126 363	126 363	129 964
DENMARK.....	-	71 269	66 689	69 674	-	278 443	273 040	288 082
U KING.....	-	63 134	63 141	67 435	-	364 501	363 298	390 889
FRANCE.....	-	47 637	47 637	48 804	-	99 108	99 108	102 038
W GERM.....	-	255 718	234 906	269 928	-	1 497 117	1 376 144	1 575 221
SWITZLD.....	-	4 647	4 647	5 147	-	35 611	35 611	37 665
ITALY.....	-	1 861	1 861	2 180	-	56 313	56 184	62 373
KOR REP.....	-	-	-	-	-	46 511	45 181	50 183
HG KONG.....	-	25 453	25 962	28 359	-	215 863	217 953	237 520
JAPAN.....	-	36 008	36 108	39 476	-	174 297	174 632	190 192
AUSTRAL.....	-	9 598	9 598	10 336	-	98 140	97 889	105 010
OTH CTY.....	-	8 338	8 338	9 595	-	31 606	31 606	35 364
TOTAL.....	-	570 486	545 720	599 275	-	3 234 118	3 104 188	3 418 181
8618000	SPEEDOMETERS, TAXIMETERS ETC, GAS METERS ETC, REVOLUTION ETC COUNTERS, & SPECIFIED PARTS							
CANADA.....	-	127 591	128 940	129 331	-	698 067	703 716	707 199
MEXICO.....	-	37 929	37 988	37 988	-	272 117	272 585	272 687
SWEDEN.....	-	26 405	26 405	27 823	-	66 257	65 566	69 163
U KING.....	-	165 443	166 268	172 254	-	1 206 916	1 197 875	1 249 135
NETHLDs.....	-	18 420	18 420	20 048	-	103 762	103 762	108 759
BELGIUM.....	-	70 672	53 824	73 196	-	294 453	269 830	305 583
FRANCE.....	-	32 954	33 064	34 269	-	179 860	180 407	190 373
W GERM.....	-	546 275	543 440	564 783	-	3 180 309	3 163 776	3 281 308
SWITZLD.....	-	273 068	266 601	278 677	-	1 992 085	1 974 172	2 049 687
ITALY.....	-	59 828	59 905	62 103	-	416 582	414 405	451 129
ISRAEL.....	-	4 995	4 995	5 179	-	301 537	301 545	311 970
PHIL R.....	-	12 844	12 844	13 315	-	47 104	47 104	50 041
HG KONG.....	-	9 996	9 996	11 711	-	68 841	69 254	77 145
JAPAN.....	-	637 209	642 051	680 158	-	3 433 069	3 445 507	3 634 533
OTH CTY.....	-	34 936	34 725	36 365	-	177 470	171 248	184 578
TOTAL.....	-	2 058 565	2 039 466	2 147 200	-	12 438 429	12 380 752	12 943 290
8619120	COMPASSES, INCLUDING SURVEYING AND GYROSCOPIC, AND PARTS OF							
CANADA.....	-	17 043	17 043	17 186	-	57 297	57 297	57 916
SWEDEN.....	-	81 455	81 455	84 710	-	382 635	382 639	398 518

Table 2. **Schedule A Commodity by Country of Origin, Customs, F.a.s., and C.i.f. Values—Continued**

(See "Explanation of Statistics" for information on coverage, definitions of Customs, f.a.s., and c.i.f. values, sources of error in the data, OTH CTY (other countries), and other definitions and features of the import statistics. Shipments valued less than \$251 are shown only under Schedule A commodity number 990.0000 and excluded from all other commodities.)

Country of origin	Schedule A commodity number, description and unit of quantity							
	Current month				Cumulative, January to date			
	Net quantity	Value (dollars)			Net quantity	Value (dollars)		
Customs		F.a.s.	C.i.f.	Customs		F.a.s.	C.i.f.	
FINLAND.....	-	-	-	-	-	30 689	30 773	31 305
U KING.....	-	16 889	16 889	17 869	-	66 311	66 321	69 791
W GERM.....	-	44 853	44 596	46 632	-	404 306	401 328	415 096
ITALY.....	-	14 228	14 228	14 653	-	116 341	108 279	113 769
HG KONG.....	-	5 989	6 034	6 560	-	44 554	45 019	49 146
JAPAN.....	-	33 233	33 411	35 247	-	530 307	535 048	561 683
OTH CTY.....	-	22 592	22 592	23 290	-	88 707	88 533	93 043
TOTAL.....	-	236 282	236 248	246 147	-	1 721 147	1 715 237	1 790 267
8619140	SURVEYING, HYDROGRAPHIC, NAVIGATIONAL, METEOROLOGICAL ETC INSTRUMENTS NSPF AND PARTS OF							
CANADA.....	-	52 014	52 024	52 350	-	1 446 221	1 450 892	1 457 902
MEXICO.....	-	81 169	81 169	81 169	-	331 541	331 541	331 541
NORWAY.....	-	4 626	4 536	4 774	-	32 106	31 880	34 048
DENMARK.....	-	10 971	10 971	11 709	-	70 815	70 833	73 422
U KING.....	-	42 958	43 006	44 502	-	292 975	280 305	304 505
FRANCE.....	-	127 784	127 804	129 372	-	724 660	710 588	718 678
W GERM.....	-	163 492	163 492	167 129	-	911 116	911 041	935 385
AUSTRIA.....	-	3 689	3 689	3 756	-	30 887	30 887	31 490
SWITZLD.....	-	462 393	462 418	479 942	-	2 729 809	2 730 374	2 804 439
ITALY.....	-	123 759	97 362	149 570	-	680 028	545 866	818 765
CHINA M.....	-	-	-	-	-	107 120	107 120	107 262
CHINA T.....	-	-	-	-	-	109 167	109 167	109 417
JAPAN.....	-	415 392	416 016	432 593	-	2 552 323	2 538 247	2 649 996
OTH CTY.....	-	19 041	19 041	22 066	-	64 220	64 575	70 888
TOTAL.....	-	1 507 288	1 481 528	1 578 932	-	10 082 888	9 913 316	10 447 738
8619200	BALANCES, SENSITIVITY OF 5 CENTIGRAMS OR BETTER, AND PARTS OF INCLUDING WEIGHTS							
U KING.....	-	265	265	302	-	57 998	57 998	61 584
W GERM.....	-	221 362	221 207	225 524	-	1 045 716	1 039 122	1 061 716
SWITZLD.....	-	326 457	326 810	333 270	-	1 988 735	1 989 422	2 018 229
OTH CTY.....	-	1 525	1 525	1 712	-	52 855	53 275	57 773
TOTAL.....	-	549 609	549 807	560 808	-	3 145 304	3 139 817	3 199 302
8619310	DISC CALCULATORS, SLIDE RULES & OTHER MATHEMATICAL CALCULATING INSTRUMENTS, & PARTS OF							
FINLAND.....	-	-	-	-	-	35 063	35 063	35 909
DENMARK.....	-	3 489	3 536	3 994	-	41 872	41 878	45 520
W GERM.....	-	30 390	30 390	31 117	-	143 467	143 300	146 660
HG KONG.....	-	16 541	16 619	17 744	-	90 218	91 282	104 081
JAPAN.....	-	41 598	42 146	43 718	-	157 983	159 205	167 445
OTH CTY.....	-	15 524	15 577	15 969	-	88 638	87 821	91 966
TOTAL.....	-	107 542	108 268	112 542	-	557 241	558 549	591 581
8619320	CALIPERS, MICROMETERS AND PROTRACTORS, AND PARTS OF							
BRAZIL.....	-	13 279	13 279	14 034	-	46 730	46 729	48 637
U KING.....	-	33 682	24 682	26 131	-	164 006	154 670	162 102
W GERM.....	-	33 465	33 463	34 365	-	618 996	605 594	617 877
SWITZLD.....	-	182 377	182 377	185 153	-	877 777	877 471	892 226
POLAND.....	-	-	-	-	-	351 617	322 453	329 693
ITALY.....	-	5 280	5 280	5 436	-	44 719	44 719	46 495
JAPAN.....	-	766 271	766 250	793 413	-	3 265 315	3 268 122	3 376 769
OTH CTY.....	-	19 123	18 960	20 610	-	83 457	83 903	89 443
TOTAL.....	-	1 053 477	1 044 291	1 079 142	-	5 452 617	5 403 661	5 563 242
8619330	RULES, FOLDING OR NOT, AND PARTS OF							
DENMARK.....	-	2 120	2 120	2 224	-	43 306	43 306	44 986
U KING.....	-	24 209	24 223	24 923	-	158 524	160 125	166 285
W GERM.....	-	76 536	76 557	80 069	-	399 347	399 566	418 440
SWITZLD.....	-	8 155	8 155	9 935	-	72 771	72 771	77 482
HG KONG.....	-	14 337	14 509	15 886	-	70 082	70 929	77 025
JAPAN.....	-	42 687	42 937	45 511	-	305 615	306 968	323 310
OTH CTY.....	-	26 145	26 214	28 952	-	114 690	110 928	117 048
TOTAL.....	-	194 189	194 715	207 500	-	1 164 335	1 164 593	1 224 576
8619340	LETTERING PENS, DRAFTMENS, AND PARTS OF							
W GERM.....	-	37 213	37 220	38 530	-	670 506	670 777	691 360
OTH CTY.....	-	2 739	2 739	2 764	-	42 696	42 696	43 304
TOTAL.....	-	39 952	39 959	41 294	-	713 202	713 473	734 664
8619350	DRAFTING ETC, NON-OPTICAL INSTRUMENTS ETC, AND PARTS OF, NSPF							
CANADA.....	-	59 088	59 072	59 117	-	477 846	479 602	481 621
MEXICO.....	-	45 412	45 412	45 412	-	195 681	195 681	195 983
SWEDEN.....	-	12 079	12 079	12 509	-	98 532	98 451	101 513
NORWAY.....	-	266	266	271	-	66 651	66 651	69 617
DENMARK.....	-	43 626	43 626	45 201	-	193 569	193 570	201 781
U KING.....	-	293 320	276 957	319 154	-	2 045 792	1 910 900	2 200 581
NETHLD.....	-	40 706	40 709	41 842	-	171 524	167 276	172 468
BELGIUM.....	-	332	332	333	-	34 294	34 260	35 260
FRANCE.....	-	29 763	29 763	31 010	-	238 264	237 716	248 475
W GERM.....	-	405 033	405 033	419 288	-	2 682 419	2 679 708	2 784 168
SWITZLD.....	-	118 717	123 376	126 904	-	620 108	670 175	688 140
POLAND.....	-	19 171	19 171	19 741	-	122 099	122 386	125 386
ITALY.....	-	12 415	12 435	13 682	-	269 898	269 583	287 912
ISRAEL.....	-	11 579	11 579	12 043	-	37 081	37 081	38 676

Table 2. Schedule A Commodity by Country of Origin, Customs, F.a.s., and C.i.f. Values—Continued

(See "Explanation of Statistics" for information on coverage, definitions of Customs, f.a.s., and c.i.f. values, sources of error in the data, OTH CTY (other countries), and other definitions and features of the import statistics. Shipments valued less than \$251 are shown only under Schedule A commodity number 990.0000 and excluded from all other commodities.)

Country of origin	Schedule A commodity number, description and unit of quantity							
	Net quantity	Current month			Net quantity	Cumulative, January to date		
		Value (dollars)				Value (dollars)		
	Customs	F.a.s.	C.i.f.	Customs	F.a.s.	C.i.f.		
HG KONG.....	-	40 693	41 341	43 857	-	210 133	212 106	225 674
CHINA T.....	-	7 692	7 982	9 107	-	115 764	116 511	127 616
JAPAN.....	-	436 635	436 645	458 116	-	2 486 446	2 488 518	2 603 901
AUSTRAL.....	-	7 098	7 098	7 537	-	34 068	34 295	35 437
OTH CTY.....	-	9 910	9 954	10 598	-	70 079	70 260	76 589
TOTAL.....	-	1 593 535	1 582 830	1 675 722	-	10 172 248	10 084 730	10 700 798
8619360	OPTICAL MEASURING OR CHECKING INSTRUMENTS AND APPLIANCES NSPF, AND PARTS OF							
CANADA.....	-	-	-	-	-	32 088	32 776	32 950
U KING.....	-	18 832	18 832	20 170	-	119 495	119 498	125 832
W GERM.....	-	35 950	35 950	36 985	-	216 152	197 302	219 492
SWITZLD.....	-	6 898	5 785	7 008	-	40 664	36 233	41 468
JAPAN.....	-	133 484	131 293	139 521	-	685 828	678 622	724 075
OTH CTY.....	-	9 214	8 104	9 504	-	20 120	19 068	21 143
TOTAL.....	-	204 378	199 964	213 188	-	1 114 347	1 083 499	1 164 960
8619400	MODELS OF INVENTIONS AND/OR IMPROVEMENTS IN THE ARTS FOR EXHIBIT ETC							
FRANCE.....	-	52 837	52 839	53 138	-	137 839	137 841	139 010
HG KONG.....	-	-	-	-	-	16 425	35 825	36 737
OTH CTY.....	-	17 826	17 826	18 683	-	110 771	108 825	113 160
TOTAL.....	-	70 663	70 665	71 821	-	265 035	282 491	288 907
8619500	MACHINES ETC FOR TESTING MATERIALS ETC UNDER COMPRESSION, TORSION ETC, AND PARTS OF							
CANADA.....	-	5 986	6 004	6 004	-	89 993	90 303	90 313
U KING.....	-	8 763	8 763	9 374	-	225 934	225 448	237 849
W GERM.....	-	28 340	27 619	29 612	-	271 363	263 390	282 509
SWITZLD.....	-	707	707	781	-	56 982	56 982	58 342
ITALY.....	-	1 430	1 430	1 556	-	48 364	48 364	50 789
JAPAN.....	-	18 553	18 553	19 573	-	70 481	70 542	73 779
OTH CTY.....	-	2 014	2 014	2 287	-	45 248	44 988	47 926
TOTAL.....	-	65 793	65 090	69 187	-	808 365	800 017	841 507
8619620	BAROMETERS, EXCEPT COMBINATION ARTICLES							
U KING.....	-	12 597	12 657	14 446	-	90 410	90 454	99 170
W GERM.....	-	13 415	13 456	14 162	-	145 272	145 100	152 970
SWITZLD.....	-	3 637	3 637	3 699	-	81 700	81 701	83 024
JAPAN.....	-	6 001	6 001	6 404	-	53 474	50 111	54 752
OTH CTY.....	-	5 639	5 639	6 154	-	17 712	17 712	19 472
TOTAL.....	-	41 289	41 390	44 865	-	388 568	385 078	409 388
8619640	HYDROMETERS, THERMOMETERS, BAROMETERS NES HYGROMETERS AND PSYCHROMETERS, AND PARTS OF							
CANADA.....	-	1 728	1 793	1 362	-	33 000	33 208	32 917
MEXICO.....	-	45 149	44 959	45 149	-	251 035	249 180	251 036
U KING.....	-	10 288	10 288	10 940	-	73 785	73 402	78 264
FRANCE.....	-	14 367	14 367	15 531	-	65 448	65 398	71 271
W GERM.....	-	46 138	46 022	48 855	-	552 566	540 405	569 521
SWITZLD.....	-	13 782	13 782	14 306	-	78 462	78 462	82 569
KOR REP.....	-	19 498	19 498	21 177	-	116 868	116 951	127 154
HG KONG.....	-	25 498	25 557	28 216	-	198 687	202 341	228 032
CHINA T.....	-	9 665	9 843	10 759	-	89 380	91 046	105 165
JAPAN.....	-	166 133	165 975	176 712	-	785 455	788 297	835 955
OTH CTY.....	-	5 640	5 553	5 915	-	71 703	69 804	76 066
TOTAL.....	-	357 886	357 637	378 922	-	2 316 389	2 308 494	2 457 950
8619700	INSTRUMENTS ETC FOR MEASURING ETC LIQUIDS OR GASES NSPF, AND PARTS OF							
CANADA.....	-	460 148	453 644	462 329	-	4 408 812	4 191 501	4 413 174
MEXICO.....	-	138 485	138 156	138 635	-	886 185	873 424	874 183
ARGENT.....	-	-	-	-	-	35 961	35 961	40 411
SWEDEN.....	-	9 525	9 478	9 981	-	162 443	160 910	168 494
NORWAY.....	-	96 525	96 525	97 878	-	143 455	143 451	145 794
FINLAND.....	-	1 860	1 860	2 058	-	31 140	31 140	32 023
DENMARK.....	-	48 165	48 165	49 139	-	299 280	298 954	308 434
U KING.....	-	339 101	335 714	351 174	-	1 869 861	1 839 476	1 946 141
NETHLS.....	-	76 537	76 721	82 251	-	554 253	554 120	584 660
BELGIUM.....	-	7 218	7 219	7 506	-	38 580	38 339	40 382
FRANCE.....	-	78 542	90 314	92 643	-	791 323	788 586	820 862
W GERM.....	-	547 100	540 964	575 537	-	3 937 841	3 910 139	4 122 496
AUSTRIA.....	-	9 202	9 829	10 389	-	61 257	64 503	66 919
SWITZLD.....	-	19 777	19 841	20 897	-	122 741	122 459	127 365
SPAIN.....	-	21 598	21 598	22 208	-	33 210	33 210	34 836
ITALY.....	-	43 161	42 067	47 799	-	463 104	461 383	511 912
ISRAEL.....	-	24 135	24 135	25 323	-	61 769	61 785	64 131
SINGAPR.....	-	119 334	119 334	121 151	-	805 909	805 909	818 846
PHIL R.....	-	1 980	1 980	2 060	-	59 111	59 111	62 126
CHINA T.....	-	40 084	40 849	44 472	-	159 807	160 973	171 619
JAPAN.....	-	213 973	212 220	231 660	-	1 769 683	1 763 123	1 892 370
AUSTRAL.....	-	91 864	91 863	94 001	-	322 469	323 127	335 072
OTH CTY.....	-	12 997	12 306	13 820	-	44 725	43 936	48 033
TOTAL.....	-	2 401 311	2 394 782	2 502 911	-	17 062 919	16 765 520	17 630 283
8619820	PHOTOGRAPHIC LIGHT METERS (N0)							
W GERM.....	4 186	83 332	83 332	84 976	11 877	309 237	309 237	314 483
JAPAN.....	2 895	41 243	37 145	42 494	38 478	506 814	489 513	521 583
OTH CTY.....	38	10 710	10 782	11 162	1 390	54 404	54 476	56 428
TOTAL.....	7 119	135 285	131 259	138 632	51 745	870 455	853 226	892 494

Table 2. Schedule A Commodity by Country of Origin, Customs, F.a.s., and C.i.f. Values—Continued

(See "Explanation of Statistics" for information on coverage, definitions of Customs, f.a.s., and c.i.f. values, sources of error in the data, OTH CTY (other countries), and other definitions and features of the import statistics. Shipments valued less than \$251 are shown only under Schedule A commodity number 990.0000 and excluded from all other commodities.)

Country of origin	Schedule A commodity number, description and unit of quantity							
	Current month				Cumulative, January to date			
	Net quantity	Value (dollars)			Net quantity	Value (dollars)		
Customs		F.a.s.	C.i.f.	Customs		F.a.s.	C.i.f.	
8619840	OPTICAL DEVICES FOR CHEMICAL OR PHYSICAL ANALYSIS NES, AND PARTS OF							
U KING.....	-	9 719	9 719	10 266	-	132 571	132 902	137 229
W GERM.....	-	3 764	3 764	3 946	-	63 466	63 466	65 239
JAPAN.....	-	12 140	12 140	12 925	-	114 099	114 096	118 790
OTH CTY.....	-	3 740	3 740	3 789	-	59 810	59 879	61 196
TOTAL.....	-	29 363	29 363	30 926	-	369 946	370 343	382 454
8619860	DEVICES, EXCEPT OPTICAL, FOR CHEMICAL OR PHYSICAL ANALYSIS NES, AND PARTS OF							
CANADA.....	-	11 407	11 427	14 649	-	186 690	189 772	193 724
SWEDEN.....	-	280 228	268 489	294 079	-	1 362 723	1 301 527	1 440 766
NORWAY.....	-	19 319	19 319	19 663	-	60 777	60 777	62 332
U KING.....	-	103 087	103 396	97 112	-	452 954	450 634	462 126
FRANCE.....	-	10 402	10 402	10 763	-	77 749	77 748	81 029
W GERM.....	-	159 028	153 887	164 884	-	559 325	541 093	584 161
SWITZLD.....	-	32 072	31 958	33 417	-	179 940	177 606	188 773
JAPAN.....	-	3 346	3 345	3 519	-	173 403	173 437	185 112
OTH CTY.....	-	20 046	20 056	20 737	-	119 274	119 217	126 926
TOTAL.....	-	638 935	622 279	658 823	-	3 172 835	3 091 811	3 324 969
8619900	PARTS OF METERS ETC, TAXIMETERS, SPEEDOMETERS ETC, STROBOSCOPES AND ELECTRIC SHIPS LOGS							
CANADA.....	-	49 992	48 648	50 562	-	194 186	174 112	196 517
MEXICO.....	-	130 573	130 576	130 576	-	585 982	585 985	585 985
U KING.....	-	23 222	23 128	24 141	-	153 665	151 281	158 650
W GERM.....	-	9 866	9 861	10 432	-	118 742	116 623	125 744
JAPAN.....	-	9 932	9 932	10 404	-	118 400	118 390	123 701
OTH CTY.....	-	12 365	12 365	14 929	-	72 591	72 084	78 884
TOTAL.....	-	235 950	234 510	241 044	-	1 243 566	1 218 475	1 269 481
8624110	PHOTOGRAPHIC FILM, FLAT, X-RAY, SENSITIZE AND UNEXPOSED							
CANADA.....	-	415 204	414 584	414 584	-	2 418 371	2 414 243	2 414 263
SWEDEN.....	-	365 619	332 475	372 601	-	2 698 294	2 366 760	2 651 640
U KING.....	-	328 682	328 682	335 391	-	2 500 056	2 499 316	2 552 647
BELGIUM.....	-	2 436 383	2 428 039	2 462 761	-	13 415 198	13 244 513	13 449 342
FRANCE.....	-	10 232	10 232	10 680	-	465 671	459 895	477 403
W GERM.....	-	-	-	-	-	258 421	258 421	275 992
ITALY.....	-	1 417	1 417	1 479	-	329 715	329 715	339 873
JAPAN.....	-	1 093 720	1 123 666	1 162 442	-	5 939 931	6 201 492	6 447 746
TOTAL.....	-	4 651 257	4 639 095	4 759 938	-	28 025 657	27 774 355	28 608 906
8624120	PHOTOGRAPHIC FILM, FLAT, GRAPHIC ARTS FOR LITHOGRAPHY ETC, SENSITIZED AND UNEXPOSED							
BRAZIL.....	-	88 043	86 780	89 195	-	344 427	341 531	355 906
U KING.....	-	55 137	55 137	56 572	-	412 657	411 239	423 798
BELGIUM.....	-	192 578	161 665	164 145	-	4 262 433	3 914 780	3 972 073
W GERM.....	-	15 784	13 509	13 762	-	242 778	232 245	237 044
SWITZLD.....	-	14 073	14 073	14 446	-	312 982	312 962	329 665
JAPAN.....	-	213 346	216 210	225 412	-	1 243 690	1 304 807	1 378 891
OTH CTY.....	-	-	-	-	-	49 229	49 256	50 806
TOTAL.....	-	578 961	547 374	563 532	-	6 868 096	6 566 820	6 748 183
8624130	PHOTOGRAPHIC FILM, FLAT NES, SENSITIZED AND UNEXPOSED							
CANADA.....	-	2 374 627	2 372 379	2 372 379	-	10 688 704	10 662 347	10 662 347
U KING.....	-	146 995	118 672	121 467	-	966 843	796 030	813 199
NETHLDs.....	-	45 600	45 600	46 479	-	136 056	136 056	139 505
BELGIUM.....	-	268 845	245 183	254 586	-	1 794 372	1 699 025	1 752 713
W GERM.....	-	144 901	144 921	148 723	-	411 199	411 219	425 401
SWITZLD.....	-	54 108	54 108	55 538	-	763 095	763 095	793 505
JAPAN.....	-	272 957	260 084	269 756	-	1 369 971	1 376 758	1 423 357
OTH CTY.....	-	6 532	6 532	6 956	-	51 002	51 036	54 106
TOTAL.....	-	3 314 565	3 247 479	3 275 884	-	16 181 242	15 895 566	16 064 133
8624140	PHOTOGRAPHIC DRY PLATES, AND PHOTSENSITIVE EMULSION IN SHEETS ETC, UNEXPOSED							
BELGIUM.....	-	43 214	44 132	44 448	-	294 467	303 282	308 462
JAPAN.....	-	-	-	-	-	281 990	281 990	314 399
OTH CTY.....	-	16 819	15 368	16 803	-	43 079	35 471	41 506
TOTAL.....	-	60 033	59 500	61 251	-	619 536	620 743	664 367
8624210	MOTION PICTURE FILMS SENSITIZED AND UNEXPOSED, BLACK AND WHITE UNDER 1 INCH WIDE (LFT)							
U KING.....	36 100	1 249	928	950	18 034 870	282 907	225 386	230 037
BELGIUM.....	18 287 830	186 853	171 691	173 919	112 011 720	1 150 007	1 049 235	1 074 455
SPAIN.....	1 001 967	8 962	8 962	9 318	11 121 830	99 388	99 388	103 700
ITALY.....	2 065 756	21 637	21 637	22 528	42 225 575	473 784	469 142	485 193
OTH CTY.....	-	-	-	-	1 255 000	23 667	23 372	24 935
TOTAL.....	21 391 653	218 701	203 218	206 715	184 648 995	2 029 753	1 866 523	1 918 320
8624220	MOTION PICTURE FILM, SENSITIZED AND UNEXPOSED, BLACK AND WHITE, 1 INCH OR MORE WIDE (LFT)							
U KING.....	676 800	29 296	29 296	30 457	2 669 619	75 272	75 272	77 359
BELGIUM.....	3 483 500	52 263	52 263	52 922	17 780 600	268 228	268 228	272 084
ITALY.....	1 607 010	76 986	76 986	78 738	22 597 101	508 372	508 372	527 018
OTH CTY.....	-	-	-	-	1 115 605	15 784	16 076	16 855
TOTAL.....	5 767 310	158 545	158 545	162 117	44 162 925	867 656	867 948	893 316

Table 2. Schedule A Commodity by Country of Origin, Customs, F.a.s., and C.i.f. Values—Continued

(See "Explanation of Statistics" for information on coverage, definitions of Customs, f.a.s., and c.i.f. values, sources of error in the data, OTH CTY (other countries), and other definitions and features of the import statistics. Shipments valued less than \$251 are shown only under Schedule A commodity number 990.0000 and excluded from all other commodities.)

Country of origin	Schedule A commodity number, description and unit of quantity							
	Current month				Cumulative, January to date			
	Net quantity	Value (dollars)			Net quantity	Value (dollars)		
Customs		F.a.s.	C.i.f.	Customs		F.a.s.	C.i.f.	
8624230	MOTION PICTURE FILM, SENSITIZED AND UNEXPOSED, COLOR (LFT)							
U KING.....	282 205	15 412	15 451	16 950	1 210 446	63 570	63 827	68 650
BELGIUM.....	39 537 680	694 397	647 354	661 483	123 719 055	2 337 399	2 206 268	2 250 900
ITALY.....	-	-	-	-	1 256 802	39 411	39 411	40 877
JAPAN.....	38 029 000	988 189	950 383	979 689	226 495 089	5 595 543	5 425 381	5 599 203
OTH CTY.....	6 200	1 683	1 683	1 723	4 300 950	30 734	30 737	33 315
TOTAL.....	77 855 085	1 699 681	1 614 871	1 659 845	356 982 342	8 066 657	7 765 624	7 992 945
8624240	PHOTOGRAPHIC FILM IN ROLLS ETC NES, SENSITIZED AND UNEXPOSED, BLACK AND WHITE (NO)							
U KING.....	110 850	102 377	81 960	83 662	722 110	688 024	628 112	644 197
W GERM.....	-	-	-	-	95 697	62 871	58 660	60 974
SPAIN.....	18 600	4 145	4 145	4 429	189 491	45 915	45 915	49 247
YUGOSLV.....	56 500	18 260	18 260	19 093	96 300	30 190	30 190	31 598
JAPAN.....	13 320	43 797	43 797	44 894	130 860	328 017	327 939	336 235
OTH CTY.....	-	-	-	-	4 330	7 450	6 146	7 933
TOTAL.....	199 270	168 579	148 162	152 078	1 238 788	1 162 467	1 096 962	1 130 184
8624250	PHOTOGRAPHIC FILM IN ROLLS ETC NES, SENSITIZED AND UNEXPOSED, COLOR (NO)							
CANADA.....	-	-	-	-	22 740	35 231	35 231	35 799
U KING.....	98 230	184 566	184 566	189 744	571 639	522 290	522 404	537 856
W GERM.....	160 048	95 794	91 091	93 378	324 404	248 199	222 749	227 354
ITALY.....	115 596	68 610	47 578	50 132	1 374 350	705 962	632 051	667 242
KOR REP.....	30 000	9 876	9 876	12 345	70 050	33 782	33 782	40 686
JAPAN.....	976 400	586 937	585 214	620 032	3 347 241	1 898 139	1 905 180	2 015 625
OTH CTY.....	9 000	7 110	7 110	8 063	9 000	7 110	7 110	8 063
TOTAL.....	1 389 274	952 893	925 435	973 694	5 719 424	3 450 713	3 358 507	3 532 625
8624610	PHOTO PAPERS, SENSITIZED AND UNEXPOSED, SILVER HALIDE FOR PICTORIAL USE, BLACK AND WHITE (SFT)							
U KING.....	3 263 570	278 609	229 740	241 656	25 753 729	2 337 133	1 738 907	1 873 434
NETHLDs.....	550 876	85 804	85 804	89 277	2 061 931	319 238	319 129	326 475
BELGIUM.....	-	-	-	-	294 663	38 561	33 922	35 085
W GERM.....	1 073 201	118 138	110 405	115 032	16 368 681	918 818	837 392	873 325
SPAIN.....	331 973	25 933	25 933	27 689	757 120	60 162	60 202	63 653
KOR REP.....	-	-	-	-	589 933	32 382	32 382	35 670
JAPAN.....	1 033 707	130 892	130 892	135 899	17 631 485	297 649	297 649	310 505
OTH CTY.....	28 604	6 019	6 019	6 119	428 413	51 900	49 515	55 872
TOTAL.....	6 281 931	645 395	588 793	615 672	63 885 955	4 055 843	3 369 098	3 574 019
8624620	PHOTO PAPERS, SENSITIZED AND UNEXPOSED, SILVER HALIDE FOR PICTORIAL USE, COLOR (SFT)							
W GERM.....	2 875 368	612 543	614 917	627 707	33 634 811	7 539 608	7 035 466	7 145 595
JAPAN.....	6 667 131	1 601 014	1 545 115	1 630 152	34 167 262	7 719 643	7 560 219	7 979 718
OTH CTY.....	2 625	9 588	9 588	9 984	182 596	36 205	36 245	38 676
TOTAL.....	9 545 124	2 223 145	2 169 620	2 267 843	67 984 669	15 295 456	14 631 930	15 163 989
8624630	PHOTO PAPERS, SENSITIZED AND UNEXPOSED, SILVER HALIDE FOR LINE REPRODUCTION (SFT)							
CANADA.....	544 478	52 493	52 398	52 398	550 334	52 876	52 782	52 782
NETHLDs.....	2 170	1 492	1 492	1 557	4 127 881	415 955	415 976	425 894
BELGIUM.....	2 949 084	93 468	76 869	80 508	108 972 294	3 157 073	2 815 431	2 868 360
FRANCE.....	289 126	4 648	4 648	4 708	5 493 583	486 239	486 239	502 819
W GERM.....	130 424	11 345	10 867	11 309	258 989	34 434	35 956	38 672
JAPAN.....	1 633 360	487 680	369 600	388 309	10 544 173	2 838 240	2 642 705	2 780 892
OTH CTY.....	-	-	-	-	8 900	4 114	4 123	4 313
TOTAL.....	5 548 642	651 126	515 874	538 789	129 956 154	6 988 931	6 453 212	6 673 732
8624635	PHOTO PAPERS, SENSITIZED AND UNEXPOSED, HEAT-SENS REPRODUCING PAPERS, EXP X-RAY FILM							
U KING.....	-	-	-	-	-	41 007	41 022	46 585
NETHLDs.....	-	-	-	-	-	73 902	73 902	80 249
BELGIUM.....	-	4 141	3 399	3 453	-	52 544	44 478	46 003
JAPAN.....	-	21 352	20 955	24 227	-	185 111	180 684	215 459
OTH CTY.....	-	26 215	26 370	27 859	-	118 938	119 391	131 288
TOTAL.....	-	51 708	50 724	55 539	-	471 502	459 477	519 584
8631020	MOTION PICTURE FILM, EXPOSED, DEVELOPED OR NOT, EXCEPT UNDEVELOPED NEWSREELS (LFT)							
CANADA.....	538 453	83 232	83 691	84 776	2 367 571	481 352	480 343	486 982
MEXICO.....	1 050 851	283 029	283 030	285 216	6 544 824	1 226 758	1 226 710	1 237 451
BRAZIL.....	7 500	300	300	340	104 371	32 920	32 920	33 651
ARGENT.....	56 743	3 110	3 110	3 271	308 124	30 768	30 798	33 506
SWEDEN.....	7 830	1 769	1 807	1 860	152 203	35 685	35 765	37 968
U KING.....	2 446 052	396 840	397 048	413 683	8 625 993	1 519 092	1 520 998	1 589 026
FRANCE.....	320 234	90 479	90 962	95 941	2 809 604	660 640	665 144	698 497
W GERM.....	106 560	23 880	23 914	25 698	712 072	179 645	180 657	191 681
SWITZLD.....	33 619	11 022	11 022	11 471	188 593	59 514	59 599	59 883
SPAIN.....	130 829	23 109	23 109	24 421	505 764	72 183	72 493	78 568
ITALY.....	556 903	85 569	85 952	93 120	3 871 477	520 344	523 610	565 820
LEBANON.....	15 600	650	650	921	223 480	59 731	59 731	63 805
INDIA.....	35 787	4 650	4 656	5 090	317 334	51 431	51 840	54 906
PHIL R.....	189 709	55 060	55 060	58 007	456 461	131 416	131 432	137 123
HG KONG.....	234 112	58 790	55 657	61 765	1 897 030	593 722	558 254	595 190
JAPAN.....	241 855	65 182	62 233	67 511	1 262 474	262 978	273 953	294 975
AUSTRAL.....	98 091	11 496	11 618	13 216	493 950	112 946	113 135	119 743
OTH CTY.....	205 547	44 577	44 641	47 297	1 869 076	318 423	318 342	338 458
TOTAL.....	6 276 275	1 242 744	1 238 460	1 293 604	32 710 401	6 369 548	6 333 724	6 617 233

Table 2. Schedule A Commodity by Country of Origin, Customs, F.a.s., and C.i.f. Values—Continued

(See "Explanation of Statistics" for information on coverage, definitions of Customs, f.a.s., and c.i.f. values, sources of error in the data, OTH CTY (other countries), and other definitions and features of the import statistics. Shipments valued less than \$251 are shown only under Schedule A commodity number 990.0000 and excluded from all other commodities.)

Country of origin	Schedule A commodity number, description and unit of quantity							
	Current month				Cumulative, January to date			
	Net quantity	Value (dollars)			Net quantity	Value (dollars)		
Customs		F.a.s.	C.i.f.	Customs		F.a.s.	C.i.f.	
8631030	MICROFILM, PHOTOGRAPHIC FILM, ETC FOR USE OF RELIGIOUS & PUBLIC INST, & GOVT AGENCIES							
CANADA.....	-	7 395	7 455	7 537	-	95 782	96 095	97 887
U KING.....	-	13 601	13 711	14 798	-	72 467	72 809	76 909
FRANCE.....	-	3 297	3 297	3 558	-	40 750	41 468	44 274
W GERM.....	-	24 031	24 081	24 309	-	36 414	36 504	38 202
ITALY.....	-	7 290	7 290	8 032	-	65 656	65 824	70 246
JAPAN.....	-	15 008	15 008	16 291	-	37 573	37 573	40 613
OTH CTY.....	-	14 489	14 489	16 049	-	98 303	96 693	107 285
TOTAL.....	-	85 111	85 331	90 574	-	446 945	446 566	475 416
8631045	PHOTOGRAPHIC FILM NES, EXPOSED, WHETHER OR NOT DEVELOPED, AND VIDEO TAPE RECORDINGS (LFT)							
CANADA.....	128 688	13 851	13 928	14 056	1 725 674	285 221	281 366	282 659
MEXICO.....	125 757	9 679	9 679	10 256	406 122	35 840	35 808	37 986
U KING.....	148 854	6 305	6 448	7 175	870 568	72 814	73 406	78 470
JAPAN.....	26 055	1 405	1 429	1 579	743 592	43 365	43 446	47 005
OTH CTY.....	252 816	30 556	30 203	32 618	2 975 763	141 126	141 035	154 342
TOTAL.....	682 170	61 796	61 687	65 684	6 721 719	578 366	575 061	600 462
8641110	WATCHES, 0 TO 1 JEWEL (NO)							
U KING.....	16 999	108 691	108 758	111 200	72 372	432 198	419 931	430 941
FRANCE.....	2 411	15 378	15 378	15 712	39 472	206 829	203 827	209 616
W GERM.....	-	-	-	-	4 329	42 827	42 827	43 543
SWITZLD.....	419 696	2 048 962	2 048 428	2 093 573	2 762 037	13 025 650	13 036 618	13 302 690
ISRAEL.....	7 200	30 376	30 376	31 456	29 750	121 153	121 185	125 554
KOR REP.....	1 800	88 794	88 794	89 333	6 198	288 541	288 519	291 968
HG KONG.....	157 412	814 573	811 165	844 231	856 693	3 755 493	3 743 680	3 872 782
JAPAN.....	1 868	88 743	88 733	89 685	42 392	1 575 405	1 575 177	1 592 614
OTH CTY.....	4 950	13 365	13 365	13 831	11 142	37 941	37 941	39 563
TOTAL.....	612 336	3 208 882	3 204 997	3 289 021	3 824 385	19 486 037	19 469 705	19 909 271
8641120	WATCHES, 2 TO 7 JEWELS (NC)							
FRANCE.....	-	-	-	-	5 700	49 560	49 260	50 361
W GERM.....	2 075	53 444	53 444	54 309	14 220	326 907	324 208	329 101
SWITZLD.....	47 741	933 769	931 008	945 541	276 718	5 331 730	5 314 352	5 405 858
HG KONG.....	16 004	152 799	155 902	158 394	57 539	491 113	497 937	505 794
CHINA T.....	1 695	32 131	32 131	32 455	129 237	1 506 583	1 506 583	1 524 875
JAPAN.....	17 578	748 033	748 033	756 039	54 331	1 925 156	1 925 566	1 946 824
OTH CTY.....	-	-	-	-	25	1 773	1 773	1 804
TOTAL.....	85 093	1 920 176	1 920 518	1 946 738	537 770	9 632 822	9 619 679	9 764 617
8641130	WATCHES, 8 TO 15 JEWELS (NO)							
SWITZLD.....	1 849	76 262	76 224	77 159	25 288	1 118 940	1 117 354	1 129 525
JAPAN.....	1 500	101 820	101 820	102 667	15 605	604 563	604 563	611 202
OTH CTY.....	2	258	258	266	568	23 717	23 767	24 153
TOTAL.....	3 351	178 340	178 302	180 092	41 461	1 747 220	1 745 684	1 764 880
8641140	WATCHES, 16 TO 17 JEWELS (NO)							
U KING.....	4 081	15 150	15 200	15 671	16 098	135 723	135 342	138 446
FRANCE.....	4 206	58 157	58 008	59 270	26 853	384 140	383 206	390 649
W GERM.....	1 287	29 411	29 568	30 542	14 662	314 978	315 049	321 264
SWITZLD.....	128 623	3 318 994	3 310 571	3 359 855	912 353	21 090 320	21 086 891	21 414 785
ITALY.....	335	7 850	7 850	8 000	1 242	39 351	39 351	40 051
HG KONG.....	27 535	209 686	212 931	218 093	129 705	1 066 830	1 077 088	1 104 359
JAPAN.....	106 650	1 848 577	1 845 850	1 868 535	599 690	9 987 532	9 940 704	10 046 931
OTH CTY.....	450	1 530	1 530	1 583	717	15 575	15 575	15 978
TOTAL.....	273 167	5 489 355	5 481 508	5 561 549	1 701 320	33 034 449	32 993 206	33 472 463
8641150	WATCHES, OVER 17 JEWELS (NO)							
MEXICO.....	-	-	-	-	1 152	40 331	40 331	41 104
U KING.....	-	-	-	-	3 692	47 310	47 310	48 264
FRANCE.....	-	-	-	-	1 451	40 981	40 981	41 739
W GERM.....	-	-	-	-	2 193	32 623	32 615	33 312
SWITZLD.....	2 864	368 421	368 420	372 296	34 406	3 756 726	3 756 770	3 800 883
HG KONG.....	1 407	14 351	14 351	14 634	9 470	88 465	89 190	91 848
JAPAN.....	12 727	332 248	338 539	343 566	144 507	3 306 550	3 305 030	3 361 734
OTH CTY.....	25	11 986	11 986	12 017	40	16 897	16 897	16 956
TOTAL.....	17 023	727 006	733 296	742 513	196 911	7 329 883	7 329 124	7 435 840
8641160	WATCHES CONTAINING CLOCK MOVEMENTS (NO)							
U KING.....	5 213	43 059	43 059	43 750	46 592	235 150	235 156	241 278
HG KONG.....	-	-	-	-	7 944	60 552	60 552	62 292
OTH CTY.....	-	-	-	-	167	5 986	5 986	6 190
TOTAL.....	5 213	43 059	43 059	43 750	54 703	301 688	301 694	309 760
8641200	CLOCKS CONTAINING WATCH MOVEMENTS (NO)							
FRANCE.....	30	1 078	1 078	1 196	1 232	30 559	30 602	31 932
W GERM.....	488	5 470	5 470	5 656	11 466	70 358	71 060	73 480
SWITZLD.....	935	38 782	38 782	39 788	6 315	233 598	233 516	242 386
HG KONG.....	6 228	47 050	48 544	49 858	8 208	61 483	63 686	65 641
OTH CTY.....	7 014	25 466	25 016	25 728	7 534	27 906	27 516	28 420
TOTAL.....	14 695	117 846	118 890	122 226	34 755	423 904	426 380	441 859

Table 2. Schedule A Commodity by Country of Origin, Customs, F.a.s., and C.i.f. Values—Continued

(See "Explanation of Statistics" for information on coverage, definitions of Customs, f.a.s., and c.i.f. values, sources of error in the data, OTH CTY (other countries), and other definitions and features of the import statistics. Shipments valued less than \$251 are shown only under Schedule A commodity number 990.0000 and excluded from all other commodities.)

Country of origin	Schedule A commodity number, description and unit of quantity							
	Current month				Cumulative, January to date			
	Net quantity	Value (dollars)			Net quantity	Value (dollars)		
Customs		F.a.s.	C.i.f.	Customs		F.a.s.	C.i.f.	
8641310	WATCH MOVEMENTS, 0 TO 1 JEWELS							(NO)
MEXICO.....	39 568	785 340	785 940	768 440	297 416	6 067 104	6 384 640	6 061 250
SWITZLD.....	45 400	169 268	169 666	172 895	232 528	912 123	912 900	928 400
MALAYSA.....	2 182	51 891	51 891	52 619	19 080	511 421	511 425	515 950
SINGAPR.....	70 119	1 467 836	1 467 852	1 474 321	172 347	4 115 227	4 100 754	4 120 099
KOR REP.....	1 034	27 049	27 049	27 401	28 040	933 157	932 517	937 938
HG KONG.....	17 308	117 228	117 291	120 060	44 783	567 204	567 220	574 453
CHINA T.....	1 720	55 070	55 169	55 464	2 120	67 022	67 136	67 481
JAPAN.....	1 271	18 328	18 328	18 458	3 373	47 075	47 075	47 584
OTH CTY.....	1 961	7 212	7 212	7 889	5 402	20 211	20 397	21 434
TOTAL.....	180 563	2 699 222	2 700 398	2 697 547	805 089	13 240 544	13 544 064	13 274 589
8641320	WATCH MOVEMENTS, 2 TO 7 JEWELS							(NO)
W GERM.....	32 006	272 090	272 290	278 598	151 652	1 251 087	1 251 197	1 280 211
SWITZLD.....	21 182	178 293	178 497	180 563	304 790	2 568 202	2 567 545	2 593 853
CHINA T.....	-	-	-	-	193 323	1 820 784	1 755 689	1 774 103
JAPAN.....	56 005	257 788	257 786	261 922	174 055	826 589	826 589	841 297
OTH CTY.....	-	-	-	-	758	4 417	4 417	4 713
TOTAL.....	109 193	708 171	708 575	721 083	824 578	6 471 079	6 405 437	6 494 177
8641330	WATCH MOVEMENTS, 8 TO 15 JEWELS							(NO)
SWITZLD.....	653	12 287	12 287	12 381	56 455	1 433 351	1 433 351	1 445 984
OTH CTY.....	-	-	-	-	219	3 670	3 670	4 465
TOTAL.....	653	12 287	12 287	12 381	56 674	1 437 021	1 437 021	1 450 449
8641340	WATCH MOVEMENTS, 16 TO 17 JEWELS							(NO)
W GERM.....	7 100	76 001	76 001	77 121	27 305	302 672	302 672	306 803
SWITZLD.....	79 950	1 116 155	1 116 055	1 127 897	707 223	9 700 568	9 701 001	9 802 274
JAPAN.....	8 840	69 550	69 550	71 016	77 340	402 847	402 829	409 909
OTH CTY.....	2 640	17 821	17 821	18 284	9 563	58 877	58 877	60 221
TOTAL.....	98 530	1 279 527	1 279 427	1 294 318	821 431	10 464 964	10 465 311	10 579 207
8641350	WATCH MOVEMENTS, OVER 17 JEWELS							(NO)
SWITZLD.....	625	62 798	62 798	63 500	1 157	102 154	102 154	103 318
JAPAN.....	3 851	86 646	86 646	87 802	3 871	87 148	87 148	88 312
OTH CTY.....	15	679	679	684	124	2 056	2 056	2 226
TOTAL.....	4 491	150 123	150 123	151 986	5 152	191 358	191 359	193 856
8641420	WATCH CASES							(NO)
CANADA.....	250	484	484	491	17 834	49 840	49 870	50 275
U KING.....	738 543	487 857	487 802	514 476	4 445 923	2 992 933	2 988 885	3 149 124
FRANCE.....	468 398	443 578	443 708	466 485	3 496 053	2 759 550	2 759 374	2 905 768
W GERM.....	21 543	73 728	73 728	76 016	195 444	516 511	516 559	532 331
SWITZLD.....	137 120	526 352	526 184	539 964	526 141	2 990 085	2 993 265	3 056 857
PORTUGL.....	104 275	105 444	105 444	117 160	636 375	631 632	631 632	701 582
ITALY.....	12 746	28 815	28 815	30 673	67 974	194 823	194 622	201 510
KOR REP.....	5 250	18 428	18 428	19 453	19 900	70 201	70 201	73 330
HG KONG.....	293 455	286 731	286 574	301 541	1 067 084	1 043 431	1 042 187	1 098 467
CHINA T.....	14 150	44 102	42 347	45 959	269 116	753 199	736 721	771 710
JAPAN.....	15 949	105 625	105 629	106 675	86 075	542 602	541 859	554 314
OTH CTY.....	-	-	-	-	19 962	14 087	14 087	14 843
TOTAL.....	1 811 679	2 121 144	2 119 143	2 218 893	10 847 881	12 558 894	12 539 262	13 110 111
8641440	WATCH CASE PARTS, INCLUDING BEZELS, BACKS AND CENTERS							(NO)
U KING.....	-	48 879	48 879	51 395	-	317 008	317 896	334 408
FRANCE.....	-	11 688	11 694	12 251	-	127 511	127 570	133 505
W GERM.....	-	105 590	105 590	109 328	-	695 968	695 975	719 279
SWITZLD.....	-	122 473	116 238	124 994	-	602 864	566 925	598 744
HG KONG.....	-	43 626	43 541	44 675	-	316 461	313 105	322 125
JAPAN.....	-	6 523	6 523	6 876	-	130 849	130 849	135 184
OTH CTY.....	-	-	-	-	-	32 769	32 769	36 284
TOTAL.....	-	338 779	332 465	349 519	-	2 223 430	2 185 089	2 279 529
8642300	TIMING APPARATUS, NES, INCLUDING PIGEON TIMERS							(NO)
U KING.....	628	10 443	11 217	12 006	2 459	40 621	41 906	44 163
W GERM.....	725	14 712	14 712	15 521	12 358	139 004	138 694	145 284
SWITZLD.....	1 525	14 939	14 939	15 966	14 727	99 084	98 364	103 674
JAPAN.....	1 165	63 655	63 631	67 402	16 889	701 579	701 323	731 436
OTH CTY.....	29	1 962	1 964	2 000	11 408	78 469	78 482	83 987
TOTAL.....	4 072	105 711	106 463	112 895	57 841	1 058 757	1 058 769	1 108 544
8642400	TIME SWITCHES							(NO)
W GERM.....	1 893	24 403	24 405	25 396	11 183	94 109	92 892	98 466
JAPAN.....	2 675	19 719	19 719	21 901	5 795	45 548	45 548	49 691
OTH CTY.....	1 794	7 799	7 824	8 281	2 033	23 676	23 750	24 907
TOTAL.....	6 362	51 921	51 948	55 578	19 011	163 333	162 190	173 064
8642510	CLOCK MOVEMENTS, UNDER 1.77 INCHES WIDE, ELECTRIC OR BATTERY OPERATED							(NO)
W GERM.....	30 317	97 001	97 080	101 105	140 302	523 509	523 014	546 646
SWITZLD.....	155	2 149	2 149	2 206	1 897	34 798	34 798	36 038

Table 2. Schedule A Commodity by Country of Origin,
Customs, F.a.s., and C.i.f. Values—Continued

(See "Explanation of Statistics" for information on coverage, definitions of Customs, f.a.s., and c.i.f. values, sources of error in the data, OTH CTY (other countries), and other definitions and features of the import statistics. Shipments valued less than \$251 are shown only under Schedule A commodity number 990.0000 and excluded from all other commodities.)

Country of origin	Schedule A commodity number, description and unit of quantity							
	Current month				Cumulative, January to date			
	Net quantity	Value (dollars)			Net quantity	Value (dollars)		
Customs		F.a.s.	C.i.f.	Customs		F.a.s.	C.i.f.	
SINGAPR.....	121 442	384 478	384 479	401 252	606 167	1 857 451	1 857 415	1 951 268
KOR REP.....	10 651	42 354	42 354	43 635	112 724	415 369	415 689	429 399
HG KONG.....	85 252	358 329	358 051	376 214	448 123	1 899 975	1 906 125	2 000 866
CHINA T.....	85 820	371 612	371 212	388 988	512 186	2 407 949	2 433 268	2 540 183
JAPAN.....	109 921	741 632	741 482	766 319	543 514	2 999 375	2 999 828	3 113 880
OTH CTY.....	40	448	448	852	3 363	27 600	27 600	29 540
TOTAL.....	443 598	1 998 003	1 997 255	2 080 571	2 368 276	10 136 026	10 197 737	10 647 820
8642520	CLOCK MOVEMENTS, UNDER 1.77 INCHES WIDE, NON-ELECTRIC ETC							(NO)
W GERM.....	4 260	23 206	23 223	23 858	12 694	102 324	102 341	107 553
SWITZLD.....	2 144	29 880	29 880	30 676	15 677	287 297	287 297	292 762
HG KONG.....	2 928	20 723	21 936	22 918	13 686	65 883	68 661	71 452
JAPAN.....	1 525	3 214	3 296	3 455	39 007	201 537	201 948	210 815
OTH CTY.....	14	535	535	551	2 338	11 259	11 259	12 151
TOTAL.....	10 871	77 558	78 870	81 458	83 402	668 300	671 506	694 733
8642530	CLOCK MOVEMENTS NES, ELECTRIC OR BATTERY							(NO)
W GERM.....	1 610	21 238	21 238	23 181	5 781	109 520	109 600	115 831
SWITZLD.....	1 700	29 680	29 680	30 657	8 714	153 659	153 659	158 796
SINGAPR.....	2 956	21 182	21 182	21 836	7 090	53 456	53 455	55 189
JAPAN.....	3 100	13 922	13 922	14 902	34 345	112 614	112 614	121 655
OTH CTY.....	-	-	-	-	315	4 227	4 227	4 854
TOTAL.....	9 366	86 022	86 022	90 576	56 245	433 476	433 555	456 325
8642540	CLOCK MOVEMENTS NES, NON-ELECTRIC ETC							(NO)
BRAZIL.....	-	-	-	-	17 016	35 904	35 904	40 358
W GERM.....	44 738	940 040	939 935	972 054	265 057	6 510 492	6 511 254	6 733 807
KOR REP.....	-	-	-	-	3 084	33 014	33 014	39 949
JAPAN.....	-	-	-	-	11 848	70 616	70 924	74 166
OTH CTY.....	13 488	40 354	40 355	43 592	26 510	99 145	99 164	106 680
TOTAL.....	58 226	980 394	980 290	1 015 646	323 515	6 749 171	6 750 260	6 994 960
8642600	CLOCK CASES, INCLUDING CASES FOR CLOCKWORK MECHANISMS, AND PARTS OF							(NO)
NETHLD.....	-	-	-	-	-	34 135	34 135	36 560
W GERM.....	-	12 762	12 762	13 959	-	183 310	183 348	193 399
SWITZLD.....	-	4 597	4 597	4 688	-	76 947	76 946	80 034
HG KONG.....	-	33 944	33 982	36 210	-	73 741	73 265	78 014
CHINA T.....	-	-	-	-	-	44 515	44 515	46 483
JAPAN.....	-	47 573	36 349	38 829	-	266 724	247 361	262 812
OTH CTY.....	-	3 506	3 506	4 023	-	88 739	88 593	95 024
TOTAL.....	-	102 382	91 196	97 709	-	768 111	748 163	792 326
8642710	CLOCKS, WITH MOVEMENTS UNDER 1.77 INCHES WIDE, ELECTRIC OR BATTERY OPERATED							(NO)
FRANCE.....	494	5 080	5 080	5 652	74 250	307 884	306 772	318 137
W GERM.....	67 707	339 446	340 019	350 506	403 440	1 544 414	1 529 918	1 580 016
SINGAPR.....	-	-	-	-	15 000	52 500	52 500	54 042
HG KONG.....	4 254	24 473	26 473	28 577	60 435	356 871	358 290	382 353
JAPAN.....	96 290	569 612	570 850	603 539	964 781	5 186 766	5 184 171	5 495 775
OTH CTY.....	313	11 173	11 175	11 827	1 028	29 374	29 382	31 128
TOTAL.....	169 058	949 784	953 597	999 651	1 518 934	7 477 809	7 461 033	7 861 451
8642720	CLOCKS, WITH MOVEMENTS UNDER 1.77 INCHES WIDE, NON-ELECTRIC ETC							(NO)
W GERM.....	19 365	189 917	190 275	204 658	230 586	1 529 935	1 529 865	1 625 780
SWITZLD.....	1 558	106 984	106 984	110 781	10 680	437 682	437 406	455 776
ITALY.....	-	-	-	-	1 360	96 934	97 123	102 086
YUGOSLV.....	-	-	-	-	11 530	33 816	33 816	35 660
HG KONG.....	-	-	-	-	3 516	34 078	34 529	37 236
JAPAN.....	468	5 542	5 542	5 987	112 666	528 794	528 719	559 181
OTH CTY.....	177	1 891	1 891	2 012	3 142	36 559	36 566	39 802
TOTAL.....	21 568	304 334	304 692	323 438	373 480	2 697 798	2 698 024	2 855 521
8642730	CLOCKS NES, ELECTRIC OR BATTERY OPERATED							(NO)
W GERM.....	2 927	52 329	50 022	55 475	23 140	372 711	345 936	390 551
ITALY.....	1 448	18 870	18 973	19 236	6 207	175 559	176 298	198 759
CHINA T.....	200	1 400	1 400	1 884	15 434	30 901	30 901	33 064
JAPAN.....	2 963	39 674	39 272	43 651	23 856	248 925	248 539	277 458
OTH CTY.....	2 645	36 860	37 662	41 448	5 085	103 267	102 051	111 619
TOTAL.....	10 183	149 133	147 329	161 694	73 722	931 363	903 725	1 011 451
8642740	CLOCKS NES, NON-ELECTRIC ETC							(NO)
U KING.....	3 015	117 116	116 873	137 901	20 399	919 852	923 864	1 060 133
NETHLD.....	1 864	100 138	100 205	104 849	4 958	293 599	293 874	320 144
BELGIUM.....	548	27 511	27 561	30 683	2 380	113 702	114 191	130 847
FRANCE.....	788	58 342	58 752	63 949	3 613	195 201	197 706	222 267
W GERM.....	37 191	365 912	365 883	390 913	263 761	2 554 774	2 558 955	2 722 421
AUSTRIA.....	370	26 249	26 249	29 289	1 623	149 346	150 499	176 232
SWITZLD.....	43	7 011	7 011	7 477	1 386	94 086	94 416	98 436
ITALY.....	89	10 637	10 674	11 891	655	42 063	42 572	47 566
KOR REP.....	7 119	109 676	109 676	129 049	43 808	667 778	668 629	780 219
HG KONG.....	76 162	149 612	149 612	156 921	290 245	660 254	659 232	687 049
CHINA T.....	51 142	90 616	90 616	93 109	288 460	474 316	474 316	490 287
JAPAN.....	43 243	227 717	228 511	246 591	404 716	1 742 695	1 742 859	1 865 051
OTH CTY.....	386	9 908	10 037	11 448	3 439	61 368	61 300	70 030
TOTAL.....	221 960	1 300 445	1 301 660	1 414 070	1 329 443	7 969 034	7 982 619	8 670 682

Table 2. Schedule A Commodity by Country of Origin, Customs, F.a.s., and C.i.f. Values—Continued

(See "Explanation of Statistics" for information on coverage, definitions of Customs, f.a.s., and c.i.f. values, sources of error in the data, OTH CTY (other countries), and other definitions and features of the import statistics. Shipments valued less than \$251 are shown only under Schedule A commodity number 990.0000 and excluded from all other commodities.)

Country of origin	Schedule A commodity number, description and unit of quantity							
	Current month				Cumulative, January to date			
	Net quantity	Value (dollars)			Net quantity	Value (dollars)		
Customs		F.a.s.	C.i.f.	Customs		F.a.s.	C.i.f.	
8642750	STANDARD MARINE CHRONOMETERS WITH SPRING-DETENT ESCAPEMENTS							(NO)
OTH CTY.....	-	-	-	-	4	1 258	1 258	1 398
TOTAL.....	-	-	-	-	4	1 258	1 258	1 398
8642920	JEWELS, UNSET, FOR ANTIFRICTION USE IN WATCH OR CLOCK MOVEMENTS OR PRECISION MECHANISMS							(NO)
SWITZLD.....	760 527	100 080	100 080	100 797	8 982 109	613 356	614 359	618 784
ITALY.....	-	-	-	-	1 535 141	41 709	41 709	42 148
JAPAN.....	113 390	3 282	3 282	3 325	1 283 890	38 477	38 477	38 735
OTH CTY.....	86 000	1 338	1 338	1 348	1 100 915	23 195	23 195	23 359
TOTAL.....	959 917	104 700	104 700	105 470	12 902 055	716 737	717 740	723 026
8642940	WATCH MOVEMENT PARTS, INCLUDING DIALS, ASSEMBLIES, SUBASSEMBLIES, AND PLATES							
U KING.....	-	1 080 456	1 079 623	1 117 516	-	0 388 291	6 387 617	6 616 884
FRANCE.....	-	542 295	542 295	557 048	-	3 118 692	3 118 841	3 203 645
W GERM.....	-	126 736	126 736	129 805	-	832 090	832 098	852 702
SWITZLD.....	-	254 476	255 923	260 522	-	2 133 270	2 134 912	2 166 977
PORTUGL.....	-	33 341	33 341	36 311	-	338 213	338 213	368 394
MALAYSA.....	-	184 080	184 080	184 885	-	916 747	916 758	922 075
SINGAPR.....	-	218 089	218 089	219 550	-	1 015 961	1 015 961	1 022 493
KOR REP.....	-	309 559	309 559	312 760	-	560 059	559 977	564 935
HG KONG.....	-	10 527	10 427	10 951	-	69 611	69 506	70 891
CHINA T.....	-	22 170	22 170	22 340	-	143 049	143 049	144 351
JAPAN.....	-	96 150	96 172	101 558	-	243 622	243 666	252 417
MAURIT.....	-	144 843	144 843	148 272	-	494 221	494 221	504 100
OTH CTY.....	-	4 493	4 493	4 540	-	69 081	69 081	70 331
TOTAL.....	-	3 027 215	3 027 751	3 106 058	-	16 322 907	16 323 900	16 760 195
8642960	CLOCK MOVEMENT ETC PARTS, INCLUDING DIALS, ASSEMBLIES, SUBASSEMBLIES, AND PLATES							
CANADA.....	-	34 418	31 307	35 019	-	203 643	181 478	204 775
U KING.....	-	35 839	35 839	37 871	-	238 805	238 758	251 951
FRANCE.....	-	2 976	2 976	3 306	-	56 294	56 518	59 284
W GERM.....	-	167 249	167 249	173 525	-	1 473 326	1 473 278	1 530 913
SWITZLD.....	-	68 982	68 841	70 807	-	318 767	318 633	333 014
PORTUGL.....	-	6 120	6 120	6 690	-	99 188	99 158	108 039
ITALY.....	-	-	-	-	-	35 474	35 474	37 329
HG KONG.....	-	8 675	8 694	8 897	-	57 661	57 685	59 303
JAPAN.....	-	16 450	16 450	17 150	-	137 672	137 374	144 371
OTH CTY.....	-	13 699	13 699	14 401	-	51 622	51 622	53 655
TOTAL.....	-	354 408	351 175	367 666	-	2 672 452	2 649 978	2 782 634
8911105	TAPE PLAYERS AND COMBINATION MACHINES CONTAINING TAPE PLAYERS							(NO)
CANADA.....	450	45 253	45 253	45 310	489	52 840	52 857	53 506
MEXICO.....	789	83 599	83 599	83 599	5 544	436 849	436 849	436 849
GUATMAL.....	300	13 650	13 650	14 080	1 110	51 330	51 330	52 449
U KING.....	13 234	257 359	257 359	266 159	143 421	2 189 274	2 218 154	2 261 564
W GERM.....	729	100 413	100 413	101 257	2 044	271 385	271 385	275 629
MALAYSA.....	1 860	45 797	45 797	46 882	11 381	241 232	241 232	246 013
SINGAPR.....	1 614	58 152	58 152	62 230	17 742	378 667	378 362	404 335
KOR REP.....	32 696	942 383	934 013	1 014 109	166 551	4 564 097	4 553 069	4 832 706
HG KONG.....	14 985	471 345	465 011	506 500	59 371	1 564 923	1 564 743	1 681 526
CHINA T.....	54 789	1 594 662	1 592 932	1 732 711	350 966	10 840 190	10 843 612	11 668 543
JAPAN.....	549 721	17 018 198	17 119 892	17 711 027	2 832 968	85 287 935	85 742 143	88 689 538
OTH CTY.....	247	24 985	24 985	26 669	402	40 336	39 832	43 441
TOTAL.....	671 414	20 655 796	20 741 056	21 610 533	3 591 989	105 919 058	106 393 568	110 646 099
8911108	RECORD PLAYERS AND PHONOGRAPHS COMPLETE WITH AMPLIFIERS AND SPEAKERS							(NO)
W GERM.....	79	83 916	83 916	88 133	306	339 067	339 067	353 085
CHINA T.....	-	-	-	-	7 001	64 524	64 524	74 620
JAPAN.....	6 614	400 987	400 987	420 357	48 508	2 659 227	2 629 227	2 802 393
OTH CTY.....	171	3 863	3 871	4 477	1 988	32 649	32 673	35 693
TOTAL.....	6 864	488 766	488 774	512 967	57 803	3 095 467	3 065 491	3 265 791
8911112	RECORD CHANGERS AND AUTOMATIC TURNTABLES							(NO)
U KING.....	247 795	3 064 750	3 053 315	3 195 411	1 394 840	17 567 888	17 504 865	18 342 329
W GERM.....	28 408	1 525 029	1 521 360	1 563 241	136 330	7 281 273	7 247 581	7 464 193
JAPAN.....	5 320	327 685	327 685	348 236	88 182	3 667 047	3 667 073	3 931 195
OTH CTY.....	10	256	256	278	827	85 852	75 704	90 196
TOTAL.....	281 533	4 917 720	4 902 616	5 107 166	1 620 179	28 602 060	28 495 223	29 827 913
8911175	TAPE RECORDERS AND DICTATION MACHINES, AUDIO, NOT CAPABLE OF BATTERY OPERATION							(NO)
MEXICO.....	915	68 626	68 682	68 682	11 125	485 659	486 477	486 570
SWEDEN.....	8	18 714	18 714	18 904	406	142 153	142 153	146 025
NORWAY.....	743	163 268	166 076	167 663	5 102	1 367 410	1 372 907	1 405 259
DENMARK.....	5	940	880	887	311	69 767	68 510	71 254
U KING.....	-	-	-	-	152	47 169	47 169	47 962
NETHLDs.....	4	1 199	1 025	1 239	7 034	254 274	254 100	259 436
W GERM.....	22	6 228	6 228	6 228	10 041	820 337	820 444	834 731
AUSTRIA.....	10 656	712 386	712 386	719 364	50 034	3 492 546	3 493 402	3 532 360
SWITZLD.....	10	21 817	21 817	22 138	390	659 269	659 269	668 065
SINGAPR.....	-	-	-	-	4 431	96 255	97 440	99 968
KOR REP.....	86 750	1 076 378	1 076 378	1 120 472	165 250	2 065 072	2 065 072	2 134 781
HG KONG.....	2 650	39 190	39 190	41 270	17 740	215 969	215 969	223 812

Table 2. Schedule A Commodity by Country of Origin, Customs, F.a.s., and C.i.f. Values—Continued

(See "Explanation of Statistics" for information on coverage, definitions of Customs, f.a.s., and c.i.f. values, sources of error in the data, OTH CTY (other countries), and other definitions and features of the import statistics. Shipments valued less than \$251 are shown only under Schedule A commodity number 990.0000 and excluded from all other commodities.)

Country of origin	Schedule A commodity number, description and unit of quantity								
	Current month				Cumulative, January to date				
	Net quantity	Value (dollars)			Net quantity	Value (dollars)			
Customs		F.a.s.	C.i.f.	Customs		F.a.s.	C.i.f.		
CHINA T.....	5 185	165 126	165 126	176 515	32 177	1 289 084	1 289 084	1 344 910	
JAPAN.....	69 385	4 623 425	4 645 816	4 778 762	497 072	35 675 060	35 685 095	36 756 223	
OTH CTY.....	50	1 000	1 000	1 102	951	38 494	38 494	40 567	
TOTAL.....	176 383	6 898 297	6 923 318	7 123 520	802 216	46 718 518	46 735 585	48 051 923	
8911180	TAPE RECORDERS AND DICTATION MACHINES, AUDIO, NES							(NC)	
MEXICO.....	34	36 494	34 260	36 494	67	64 285	60 841	64 285	
HAITI.....	1 270	30 148	30 148	33 830	5 378	87 347	87 347	98 515	
DENMARK.....	200	37 677	37 677	39 500	450	120 086	114 631	119 142	
U KING.....	21	6 714	6 714	6 903	47	89 541	89 541	90 639	
NETHLDs.....	352	41 963	41 963	42 898	1 084	141 123	141 123	144 248	
W GERM.....	840	129 839	129 282	133 219	7 193	1 148 167	1 144 891	1 171 066	
AUSTRIA.....	-	-	-	-	25 240	757 129	757 129	765 233	
SWITZLD.....	5	27 212	27 335	28 149	8 084	892 054	885 321	906 160	
SINGAPR.....	5 422	106 141	106 141	110 470	18 907	445 225	450 571	463 624	
KOR REP.....	69 946	1 097 406	1 097 406	1 134 384	214 681	3 152 299	3 152 299	3 265 422	
HG KONG.....	200	293	8 293	8 430	3 470	96 415	96 415	99 303	
CHINA T.....	9 568	173 242	173 267	182 340	87 009	1 584 968	1 596 891	1 655 366	
JAPAN.....	278 489	7 902 002	7 916 419	8 096 117	998 256	32 231 866	32 126 591	32 960 510	
OTH CTY.....	287	23 322	23 322	24 130	433	46 278	45 994	47 685	
TOTAL.....	366 634	9 620 453	9 632 227	9 876 864	1 370 299	40 856 783	40 749 585	41 851 198	
8911185	TAPE RECORDERS, VIDEO							(NC)	
CHINA T.....	200	68 000	68 000	72 964	200	68 000	68 000	72 964	
JAPAN.....	2 842	1 989 682	1 989 712	2 035 361	20 163	13 687 727	13 686 130	14 007 864	
OTH CTY.....	-	-	-	-	27	15 662	14 264	16 900	
TOTAL.....	3 042	2 057 682	2 057 712	2 108 325	20 390	13 771 389	13 768 394	14 097 728	
8911190	TAPE RECORDERS AND DICTATION MACHINES, OTHER THAN AUDIO, NES; AND PARTS								
MEXICO.....	-	747 780	705 738	747 779	-	4 043 377	3 790 431	4 036 457	
HAITI.....	-	3 248	2 591	3 695	-	74 090	69 321	81 706	
NORWAY.....	-	47 236	47 504	48 777	-	175 764	175 422	181 885	
DENMARK.....	-	-	-	-	-	36 937	32 795	33 467	
U KING.....	-	27 593	27 617	28 429	-	262 573	262 719	268 227	
NETHLDs.....	-	22 603	22 603	22 910	-	220 972	220 972	228 399	
W GERM.....	-	80 424	80 374	89 231	-	313 029	310 154	331 329	
AUSTRIA.....	-	65 772	65 772	68 576	-	101 909	101 909	105 436	
SWITZLD.....	-	13 917	13 956	15 147	-	887 391	887 473	933 308	
MALAYSA.....	-	-	-	-	-	61 199	61 201	61 564	
SINGAPR.....	-	-	-	-	-	34 953	34 953	36 070	
CHINA T.....	-	135 322	135 322	136 446	-	1 169 766	1 169 740	1 186 269	
JAPAN.....	-	858 042	858 074	896 622	-	537 426	510 971	8 893 783	
OTH CTY.....	-	16 743	16 749	20 224	-	95 643	95 734	104 322	
TOTAL.....	-	2 018 680	1 976 300	2 077 836	-	16 015 029	15 723 795	16 482 222	
8912165	RECORD PLAYERS A TURNTABLES, NES, TONE ARMS, A PTS, INCL PTS FOR RECORD CHANGERS A PHONOS								
BRAZIL.....	-	6 800	6 800	6 979	-	45 161	45 164	47 229	
DENMARK.....	-	130 051	130 051	140 451	-	1 132 056	1 132 056	1 196 876	
U KING.....	-	250 865	250 877	271 742	-	1 717 955	1 717 777	1 816 097	
IRELAND.....	-	3 859	3 859	3 946	-	31 159	31 159	41 611	
W GERM.....	-	101 522	101 538	104 749	-	299 170	299 218	311 180	
SWITZLD.....	-	124 227	123 711	126 654	-	509 594	508 460	518 953	
SINGAPR.....	-	11 586	11 586	12 814	-	131 889	131 889	145 743	
KOR REP.....	-	-	-	-	-	87 280	87 280	88 801	
CHINA T.....	-	35 929	33 030	40 585	-	290 561	287 562	354 196	
JAPAN.....	-	410 748	410 747	425 996	-	3 166 648	3 168 073	3 287 175	
OTH CTY.....	-	24 630	24 575	24 952	-	100 600	100 635	103 253	
TOTAL.....	-	1 100 217	1 096 774	1 158 868	-	7 516 073	7 509 273	7 911 114	
8912020	PHONOGRAPH RECORDS								(NC)
CANADA.....	20 822	26 366	26 500	26 619	168 007	193 337	194 626	196 276	
MEXICO.....	5 357	8 747	8 766	8 766	35 905	40 484	40 659	42 399	
DENMARK.....	12	691	648	680	10 875	30 932	30 889	33 602	
U KING.....	151 052	281 783	274 625	304 964	1 819 058	2 437 450	2 358 280	2 667 219	
IRELAND.....	1 325	1 878	1 878	2 327	21 159	49 169	48 606	53 624	
NETHLDs.....	38 553	89 901	61 861	69 276	201 448	438 426	324 733	367 181	
BELGIUM.....	-	-	-	-	68 619	115 499	59 020	65 429	
FRANCE.....	7 513	21 885	21 885	25 149	64 321	176 336	175 592	200 352	
W GERM.....	71 721	120 995	120 968	131 805	560 508	926 436	915 581	1 015 052	
PORTUGL.....	2 184	2 519	2 519	2 850	35 035	52 610	52 610	56 397	
ITALY.....	134 942	206 014	137 210	156 003	895 433	1 317 179	928 207	1 032 829	
YUGOSLV.....	11 328	7 555	7 554	9 050	69 827	48 683	48 682	56 925	
GREECE.....	2 935	5 973	5 973	7 596	37 378	76 032	74 401	86 248	
ISRAEL.....	5 523	12 349	11 280	12 563	38 908	80 028	78 644	84 011	
INDIA.....	8 436	14 572	14 572	17 179	47 424	81 729	81 621	107 995	
PAKISTN.....	-	-	-	-	26 473	39 119	39 119	42 499	
JAPAN.....	23 827	41 506	41 506	43 446	116 992	196 980	196 918	210 549	
OTH CTY.....	22 035	42 216	42 196	47 704	130 324	198 288	197 838	222 238	
TOTAL.....	507 565	884 950	779 941	865 977	4 347 694	6 498 717	5 846 026	6 540 825	
8912040	SOUND RECORDINGS NES, & MAGNETIC RECORDING MEDIA WITH OR WITHOUT RECORDED MATERIAL								
CANADA.....	-	28 436	28 568	28 842	-	194 344	195 151	201 628	
MEXICO.....	-	1 478 895	1 469 624	1 479 692	-	7 846 327	7 826 586	7 880 802	
HAITI.....	-	21 503	21 908	22 928	-	54 308	54 251	57 800	

Table 2. Schedule A Commodity by Country of Origin, Customs, F.a.s., and C.i.f. Values—Continued

(See "Explanation of Statistics" for information on coverage, definitions of Customs, f.a.s., and c.i.f. values, sources of error in the data, OTH CTY (other countries), and other definitions and features of the import statistics. Shipments valued less than \$251 are shown only under Schedule A commodity number 990.0000 and excluded from all other commodities.)

Country of origin	Schedule A commodity number, description and unit of quantity							
	Current month				Cumulative, January to date			
	Net quantity	Value (dollars)			Net quantity	Value (dollars)		
Customs		F.a.s.	C.i.f.	Customs		F.a.s.	C.i.f.	
U KING.....	-	298 629	299 037	322 506	-	1 457 574	1 450 981	1 564 578
NETHLDs.....	-	5 710	5 713	6 422	-	50 392	50 395	54 769
FRANCE.....	-	16 735	16 973	19 123	-	92 116	93 364	102 795
W GERM.....	-	380 460	372 866	388 866	-	1 731 027	1 607 959	1 673 606
AUSTRIA.....	-	126 570	126 570	129 032	-	350 819	350 819	358 038
SWITZLD.....	-	2 556	2 556	2 859	-	123 412	123 412	125 996
ITALY.....	-	8 239	8 276	9 812	-	110 752	111 529	127 301
GREECE.....	-	7 313	7 313	8 049	-	46 741	46 741	51 002
KOR REP.....	-	47 744	47 786	49 680	-	148 316	148 369	152 605
JAPAN.....	-	1 660 860	1 660 956	1 700 593	-	11 175 775	11 170 240	11 457 593
OTH CTY.....	-	62 773	62 764	65 748	-	229 683	229 838	246 142
TOTAL.....	-	4 146 423	4 130 910	4 234 152	-	23 611 586	23 459 635	24 054 655
8914100	PIANOS, HARPSICORDS, CLAVICHORDS, AND SIMILAR INSTRUMENTS							(NO)
CANADA.....	11	8 394	8 570	8 570	80	74 199	75 242	75 242
U KING.....	67	17 254	17 208	20 193	462	107 391	107 103	129 918
W GERM.....	17	85 894	85 894	95 868	90	275 649	275 804	305 369
AUSTRIA.....	2	16 008	16 008	17 423	29	88 397	88 403	97 733
JAPAN.....	1 331	910 474	907 724	1 024 387	6 949	5 455 545	5 453 017	6 148 097
OTH CTY.....	10	8 692	8 692	9 523	68	44 650	44 655	50 403
TOTAL.....	1 438	1 046 716	1 044 096	1 175 964	7 678	6 045 831	6 044 224	6 806 762
8914220	VIOLINS, VIOLAS, VIOLONCELLOS, AND DOUBLE BASSES							(NO)
W GERM.....	4 498	257 011	257 524	266 246	21 872	1 134 131	1 133 732	1 181 307
E GERM.....	195	15 360	15 360	19 038	681	42 551	42 153	48 744
CZECHO.....	115	3 650	3 650	3 815	1 195	39 887	39 887	42 227
HUNGARY.....	-	-	-	-	4 106	77 263	77 263	81 503
CHINA M.....	1 066	17 069	17 069	19 193	6 031	78 489	78 219	88 829
JAPAN.....	890	23 153	23 153	25 116	5 905	147 750	147 750	157 812
OTH CTY.....	382	9 368	9 368	9 865	943	46 215	46 215	50 703
TOTAL.....	7 146	325 611	326 124	343 273	40 733	1 566 286	1 565 219	1 651 125
8914240	STRINGED MUSICAL INSTRUMENTS NSPF							(NO)
BRAZIL.....	54	1 901	1 901	2 304	4 093	106 761	106 718	118 461
NETHLDs.....	72	3 947	3 947	4 058	1 320	54 174	54 174	56 264
W GERM.....	-	-	-	-	553	30 648	30 850	34 341
E GERM.....	4	850	850	907	3 275	52 771	52 771	57 098
SPAIN.....	796	20 788	20 788	24 276	4 184	116 049	116 339	132 111
ITALY.....	17	16 202	16 202	17 367	379	52 800	52 800	57 294
KOR REP.....	33 469	268 384	266 871	323 872	124 938	1 104 572	1 103 231	1 334 104
CHINA T.....	12 149	258 606	266 983	294 601	69 550	965 078	973 541	1 092 221
JAPAN.....	16 169	437 399	435 647	526 276	120 894	3 179 571	3 176 799	3 519 506
OTH CTY.....	526	8 784	8 784	10 407	2 125	49 136	48 373	55 988
TOTAL.....	63 256	1 016 861	1 021 973	1 204 068	331 311	5 711 560	5 715 596	6 457 388
8914300	STRINGS FOR MUSICAL INSTRUMENTS							(NO)
U KING.....	-	25 824	25 823	28 468	-	206 838	206 837	220 262
FRANCE.....	-	12 034	11 945	12 311	-	73 007	72 918	75 494
W GERM.....	-	8 828	8 828	9 064	-	213 408	213 408	217 837
ITALY.....	-	8 120	8 120	9 021	-	68 201	68 201	71 574
OTH CTY.....	-	6 301	6 301	6 690	-	74 637	74 929	77 643
TOTAL.....	-	61 107	61 017	65 554	-	636 091	636 293	662 810
8918120	PIPE ORGANS							(NO)
CANADA.....	8	316 636	322 917	322 917	23	953 483	977 357	977 357
NETHLDs.....	-	-	-	-	374	122 199	122 199	129 997
W GERM.....	-	-	-	-	3	90 243	83 243	90 764
ITALY.....	1	58 374	58 374	60 744	2	108 224	108 224	113 165
OTH CTY.....	-	-	-	-	11	30 794	31 380	35 199
TOTAL.....	9	375 010	381 291	383 661	413	1 304 943	1 322 403	1 346 482
8918140	ORGANS, EXCEPT PIPE AND ELECTRONIC							(NO)
ITALY.....	840	30 240	30 240	32 813	4 965	253 184	255 598	285 666
OTH CTY.....	31	1 881	1 926	2 734	398	41 620	41 665	47 643
TOTAL.....	871	32 121	32 166	35 547	5 363	294 804	297 263	333 309
8918220	ACCORDIANS AND CONCERTINAS							(NO)
BRAZIL.....	-	-	-	-	278	38 338	38 163	41 094
W GERM.....	232	12 203	12 203	12 793	4 465	81 545	82 252	84 694
ITALY.....	429	109 167	106 681	114 287	1 461	727 584	719 113	757 380
OTH CTY.....	8	2 995	2 995	3 231	1 275	40 937	40 886	43 869
TOTAL.....	669	124 365	121 879	130 311	7 479	888 404	880 414	927 037
8918240	MOUTH ORGANS							(OOZ)
IRELAND.....	1 000	8 107	8 107	8 874	6 100	46 467	46 467	51 023
W GERM.....	7 489	164 313	165 041	168 583	57 637	1 327 217	1 339 099	1 360 871
E GERM.....	833	14 850	14 850	15 528	4 925	62 853	62 853	65 165
KOR REP.....	2 000	18 000	18 000	18 279	42 960	141 514	141 514	143 448
JAPAN.....	426	2 074	2 074	2 234	12 845	78 832	84 099	89 922
OTH CTY.....	1 306	4 512	4 536	4 812	7 646	27 569	27 814	30 883
TOTAL.....	13 054	211 856	212 608	218 310	132 113	1 684 452	1 701 846	1 741 312

Table 2. Schedule A Commodity by Country of Origin, Customs, F.a.s., and C.i.f. Values—Continued

(See "Explanation of Statistics" for information on coverage, definitions of Customs, f.a.s., and c.i.f. values, sources of error in the data, OTH CTY (other countries), and other definitions and features of the import statistics. Shipments valued less than \$251 are shown only under Schedule A commodity number 990.0000 and excluded from all other commodities.)

Country of origin	Schedule A commodity number, description and unit of quantity							
	Current month				Cumulative, January to date			
	Net quantity	Value (dollars)			Net quantity	Value (dollars)		
Customs		F.a.s.	C.i.f.	Customs		F.a.s.	C.i.f.	
8918310	BRASSWIND MUSICAL INSTRUMENTS							(NO)
U KING.....	224	102 459	102 459	105 787	793	346 033	346 033	359 456
FRANCE.....	343	60 577	60 577	64 325	1 164	195 120	195 119	201 784
W GERM.....	102	58 517	58 755	63 901	671	334 571	332 004	360 496
CZECHO.....	168	6 053	6 053	6 326	1 910	63 221	63 201	66 540
SWITZLD.....	93	12 250	12 250	12 991	399	48 076	47 839	51 912
ITALY.....	72	8 736	8 736	9 626	859	73 060	73 479	78 930
JAPAN.....	6 795	382 422	382 422	401 666	16 310	1 429 468	1 429 467	1 502 381
OTH CTY.....	550	5 393	5 393	6 053	1 359	35 266	35 315	38 380
TOTAL.....	8 347	636 407	636 645	670 675	23 465	2 524 815	2 522 457	2 659 879
8918320	CLARINETS							(NO)
FRANCE.....	2 021	209 181	209 181	211 720	10 840	1 360 509	1 357 362	1 373 135
W GERM.....	3 104	256 476	256 476	261 315	9 627	763 071	763 071	773 620
JAPAN.....	1 210	85 010	85 010	88 857	4 546	343 055	343 055	356 696
OTH CTY.....	25	750	750	784	432	17 591	17 591	18 663
TOTAL.....	6 360	551 417	551 417	562 676	25 445	2 484 226	2 481 079	2 522 114
8918330	SAXOPHONES							(NO)
FRANCE.....	455	110 988	111 288	114 356	2 591	689 128	688 453	707 013
W GERM.....	59	23 124	23 124	24 856	1 259	275 650	275 650	291 709
CZECHO.....	203	17 050	17 050	17 818	1 536	126 556	126 556	132 583
SWITZLD.....	-	-	-	-	500	83 530	83 530	86 743
ITALY.....	133	23 080	23 080	24 122	930	155 033	155 033	161 142
JAPAN.....	812	139 662	139 662	145 215	4 915	838 313	838 668	878 125
OTH CTY.....	30	2 505	2 511	2 692	173	15 965	15 971	16 757
TOTAL.....	1 692	316 409	316 715	329 059	11 904	2 184 175	2 183 861	2 274 072
8918340	WIND MUSICAL INSTRUMENTS NSPF							(NO)
U KING.....	6 073	57 355	57 355	59 860	12 329	125 926	125 926	131 705
FRANCE.....	59	36 587	36 587	37 765	53 962	231 431	229 840	238 318
W GERM.....	306	48 763	48 767	51 289	33 733	373 377	373 735	387 604
E GERM.....	528	9 205	9 205	9 700	12 391	67 927	68 108	72 117
ITALY.....	17	3 990	3 990	4 188	453	36 741	36 777	38 182
JAPAN.....	55 149	197 593	197 593	206 441	133 321	668 502	668 975	697 099
OTH CTY.....	5 563	30 291	30 291	31 914	133 411	125 319	125 621	135 063
TOTAL.....	67 695	383 784	383 788	401 157	379 600	1 629 223	1 628 982	1 700 088
8918400	PERCUSSION MUSICAL INSTRUMENTS							(NO)
CANADA.....	-	223 942	223 942	223 942	-	871 358	871 365	871 365
MEXICO.....	-	52 823	53 682	57 520	-	222 199	227 886	241 452
U KING.....	-	223 070	222 598	234 694	-	650 110	649 384	689 362
NETHLDs.....	-	7 535	7 535	7 814	-	41 485	41 485	43 158
W GERM.....	-	77 098	77 098	82 992	-	484 785	484 940	513 958
SWITZLD.....	-	20 984	20 984	21 308	-	84 588	84 588	86 179
ITALY.....	-	6 224	6 224	6 438	-	64 512	64 512	72 256
TURKEY.....	-	-	-	-	-	50 650	50 650	52 142
PAKISTN.....	-	6 668	6 668	7 543	-	44 828	44 828	54 192
CHINA T.....	-	34 718	34 317	38 533	-	163 727	163 336	189 620
JAPAN.....	-	105 085	105 192	117 359	-	604 629	605 260	674 925
OTH CTY.....	-	35 052	34 858	40 720	-	116 934	116 779	137 658
TOTAL.....	-	793 199	793 098	838 863	-	3 399 805	3 405 013	3 626 267
8918520	ELECTRONIC ORGANS							(NO)
GUATMAL.....	-	-	-	-	8 055	63 693	63 693	66 370
NETHLDs.....	54	59 610	59 610	63 221	157	132 392	132 392	140 995
ITALY.....	384	119 389	109 389	134 810	3 332	863 331	853 351	932 953
JAPAN.....	654	519 179	519 179	568 640	4 455	3 000 648	3 001 777	3 256 046
OTH CTY.....	-	-	-	-	5	2 905	2 920	3 714
TOTAL.....	1 092	698 178	688 178	766 671	16 004	4 062 969	4 054 133	4 400 078
8918540	ELECTRONIC MUSICAL INSTRUMENTS NES							(NO)
SWEDEN.....	-	-	-	-	-	99 377	99 377	106 203
NETHLDs.....	-	25 750	25 750	26 955	-	153 688	153 688	165 465
FRANCE.....	-	51 500	51 500	55 735	-	51 500	51 500	55 735
W GERM.....	-	50 447	50 524	52 628	-	219 417	220 634	229 083
ITALY.....	-	46 813	46 813	49 843	-	398 283	398 283	423 653
KOR REP.....	-	22 963	22 963	25 817	-	96 847	96 847	105 952
HG KONG.....	-	6 447	6 566	7 642	-	48 742	50 765	61 258
CHINA T.....	-	47 636	47 956	53 210	-	125 421	125 737	139 204
JAPAN.....	-	161 511	161 797	174 897	-	996 668	995 657	1 069 776
OTH CTY.....	-	2 620	2 620	2 709	-	14 881	14 881	15 537
TOTAL.....	-	415 687	416 489	449 436	-	2 204 824	2 207 369	2 371 866
8918920	MUSIC BOXES							(NO)
DENMARK.....	74	16 569	16 569	17 263	101	31 280	31 269	33 819
W GERM.....	4 806	28 084	28 339	29 143	16 304	87 118	87 585	90 342
SWITZLD.....	2 849	33 973	34 086	35 385	64 519	278 859	279 250	293 304
ITALY.....	4 082	30 866	31 179	31 605	16 865	106 426	107 385	111 490
HG KONG.....	31 615	46 180	43 278	49 233	194 442	252 277	247 391	274 229
CHINA T.....	915	5 253	5 253	5 994	10 146	33 559	33 559	36 877
JAPAN.....	75 884	181 466	187 222	203 639	485 815	1 170 390	1 189 648	1 302 058
OTH CTY.....	6 736	7 096	7 107	7 868	7 804	21 215	21 246	23 572
TOTAL.....	126 961	349 487	353 033	380 130	795 996	1 981 124	1 997 333	2 165 691

Table 2. Schedule A Commodity by Country of Origin, Customs, F.a.s., and C.i.f. Values—Continued

(See "Explanation of Statistics" for information on coverage, definitions of Customs, f.a.s., and c.i.f. values, sources of error in the data, OTH CTY (other countries), and other definitions and features of the import statistics. Shipments valued less than \$251 are shown only under Schedule A commodity number 990.0000 and excluded from all other commodities.)

Country of origin	Schedule A commodity number, description and unit of quantity							
	Current month				Cumulative, January to date			
	Net quantity	Value (dollars)			Net quantity	Value (dollars)		
Customs		F.a.s.	C.i.f.	Customs		F.a.s.	C.i.f.	
8918940	MUSICAL INSTRUMENTS, NES							
W GERM.....	-	5 758	5 758	6 031	-	45 122	45 122	46 978
ITALY.....	-	79 030	78 974	85 293	-	196 592	196 536	209 705
JAPAN.....	-	3 858	3 863	4 661	-	43 973	44 033	47 829
REP SAF.....	-	1 188	1 188	1 326	-	65 836	65 835	72 123
OTH CTY.....	-	4 710	4 710	5 098	-	48 990	48 990	53 645
TOTAL.....	-	94 544	94 493	102 409	-	400 513	400 516	430 280
8919010	PIPE ORGAN PARTS							
CANADA.....	-	-	-	-	-	231 119	234 696	234 717
U KING.....	-	9 559	9 559	10 155	-	44 438	44 438	47 457
NETHLDs.....	-	33 369	33 369	37 195	-	196 828	196 827	212 801
W GERM.....	-	65 277	65 342	69 117	-	379 254	380 107	413 146
OTH CTY.....	-	21 513	21 522	22 597	-	43 292	43 347	45 757
TOTAL.....	-	129 718	129 792	139 064	-	894 931	899 415	953 878
8919020	WOODWIND INSTRUMENT PARTS							
MEXICO.....	-	219 529	219 529	219 529	-	1 152 196	1 152 195	1 152 195
FRANCE.....	-	138 606	138 611	141 900	-	668 065	667 972	683 692
W GERM.....	-	37 520	37 520	38 659	-	93 738	93 748	96 826
SWITZLD.....	-	23 667	23 667	24 182	-	115 397	115 397	118 077
ITALY.....	-	26 400	26 400	26 992	-	229 421	229 150	234 925
OTH CTY.....	-	5 741	5 741	6 002	-	41 092	41 092	43 294
TOTAL.....	-	451 463	451 468	457 264	-	2 299 909	2 299 554	2 329 009
8919030	MUSIC BOX PARTS, INCLUDING MOVEMENTS							
SWITZLD.....	-	154 274	154 314	159 382	-	696 375	696 415	716 468
JAPAN.....	-	138 754	138 594	145 825	-	2 709 697	2 647 553	2 818 066
OTH CTY.....	-	-	-	-	-	23 182	23 193	24 245
TOTAL.....	-	293 028	292 908	305 207	-	3 429 254	3 367 161	3 558 779
8919040	MUSICAL INSTRUMENT PARTS NES AND ACCESSORIES							
CANADA.....	-	3 359	3 391	3 391	-	36 731	38 144	38 161
MEXICO.....	-	275 236	267 714	275 336	-	1 639 733	1 567 147	1 680 169
GUATMAL.....	-	15 974	15 974	16 355	-	120 271	120 271	122 688
U KING.....	-	229 891	229 832	242 280	-	1 109 429	1 109 123	1 164 871
NETHLDs.....	-	5 421	5 421	5 755	-	76 627	76 520	79 852
FRANCE.....	-	9 977	9 977	10 488	-	107 065	107 065	112 478
W GERM.....	-	232 212	231 457	240 836	-	1 479 519	1 479 442	1 544 874
SWITZLD.....	-	8 116	8 116	8 278	-	56 540	56 554	58 102
ITALY.....	-	128 696	128 446	139 733	-	528 091	526 682	579 407
JAPAN.....	-	516 584	516 584	553 561	-	2 793 540	2 793 424	2 994 075
OTH CTY.....	-	12 888	12 888	13 868	-	101 439	101 384	111 226
TOTAL.....	-	1 438 354	1 429 800	1 509 881	-	8 048 985	7 975 756	8 485 903
8921135	PRINTED MATTER, LITERARY, SCIENTIFIC AND INDIVIDUAL, FOR SUBSCRIBERS OR FREE DISTRIBUTION							
CANADA.....	-	3 159	3 224	3 235	-	178 119	179 483	181 341
U KING.....	-	8 054	8 054	10 197	-	181 867	182 014	201 878
REP SAF.....	-	2 275	2 275	2 925	-	42 770	42 770	71 369
OTH CTY.....	-	2 517	2 517	3 351	-	115 209	114 836	137 477
TOTAL.....	-	14 005	14 070	19 708	-	517 965	519 103	592 065
8921175	BIBLES AND PRAYER BOOKS (NO)							
U KING.....	83 417	322 976	322 983	351 694	1 037 180	1 572 620	1 572 540	1 696 409
BELGIUM.....	-	-	-	-	281 832	294 910	294 910	307 685
W GERM.....	775	2 215	2 215	2 279	31 422	104 393	104 393	107 557
SPAIN.....	37 247	34 227	34 227	37 252	359 843	169 753	169 754	180 309
ITALY.....	561 438	15 409	15 409	16 510	3 789 429	84 417	84 417	90 452
ISRAEL.....	5 483	11 237	11 237	12 091	47 625	98 622	98 022	105 434
OTH CTY.....	3 650	8 591	8 591	9 508	53 554	69 277	69 302	75 521
TOTAL.....	692 010	394 655	394 662	429 334	5 600 885	2 393 992	2 393 338	2 563 367
8921185	BOOKS, EXCEPT BIBLES AND PRAYER BOOKS, WHOLLY OR CHIEFLY IN LANGUAGE OTHER THAN ENGLISH (NO)							
CANADA.....	22 894	93 399	93 576	93 636	86 913	184 216	185 378	187 258
MEXICO.....	277 041	418 816	419 173	434 987	1 000 661	1 171 960	1 172 522	1 215 191
PANAMA.....	4 950	9 248	9 248	10 286	27 674	36 254	36 254	39 771
COLOMB.....	29 981	22 204	22 204	24 703	208 740	233 853	233 853	254 260
VENEZ.....	9 929	13 678	13 678	14 661	20 931	45 225	45 225	47 751
ARGENT.....	21 037	37 974	37 974	40 063	138 430	267 933	268 033	285 393
U KING.....	15 218	97 146	97 146	102 953	106 204	201 377	201 377	212 816
NETHLDs.....	-	-	-	-	129 524	48 194	48 194	50 975
FRANCE.....	94 059	91 817	91 821	97 420	386 208	406 654	409 061	441 178
W GERM.....	6 942	191 061	191 107	194 011	123 675	642 268	675 151	697 591
SPAIN.....	1 024 720	885 086	887 688	935 532	4 174 953	3 832 311	3 834 971	4 064 562
ITALY.....	16 156	85 359	85 359	89 643	34 499	160 236	160 236	175 969
ISRAEL.....	6 374	26 270	26 643	28 054	143 674	356 685	357 074	374 968
KOR REP.....	1 106	3 182	3 182	3 411	17 655	35 247	35 247	37 919
HG KONG.....	1 122	812	812	853	24 589	41 925	41 925	43 124
JAPAN.....	68 352	78 746	78 746	83 447	474 204	360 553	363 195	389 118
OTH CTY.....	2 051	11 004	11 003	11 966	286 196	116 657	116 674	126 216
TOTAL.....	1 601 932	2 065 802	2 069 360	2 165 626	7 384 730	8 141 548	8 184 370	8 644 060

Table 2. Schedule A Commodity by Country of Origin, Customs, F.a.s., and C.i.f. Values—Continued

(See "Explanation of Statistics" for information on coverage, definitions of Customs, f.a.s., and c.i.f. values, sources of error in the data, OTH CTY (other countries), and other definitions and features of the import statistics. Shipments valued less than \$251 are shown only under Schedule A commodity number 990.0000 and excluded from all other commodities.)

Country of origin	Schedule A commodity number, description and unit of quantity							
	Net quantity	Current month			Net quantity	Cumulative, January to date		
		Value (dollars)				Value (dollars)		
	Customs	F.a.s.	C.i.f.	Customs	F.a.s.	C.i.f.		
8921190	BOOKS, NSPF, WHOLLY OR IN PART THE WORK OF A NATIONAL OR DOMICILIARY OF THE UNITED STATES (NO)							
U KING.....	3 168	20 277	20 277	21 055	97 885	366 441	370 595	388 012
NETHLDs.....	-	-	-	-	8 167	96 254	96 291	97 464
BELGIUM.....	-	-	-	-	4 820	72 190	72 190	75 011
W GERM.....	5 308	36 652	36 604	37 316	34 734	175 288	214 709	225 425
SPAIN.....	-	-	-	-	21 218	30 512	34 512	36 974
ITALY.....	-	-	-	-	264 539	293 290	293 290	307 766
SINGAPR.....	5 128	25 640	25 640	26 070	115 720	81 226	82 184	84 632
JAPAN.....	12 533	35 160	34 986	36 613	909 556	576 110	575 569	599 926
OTH CTY.....	4 800	4 418	4 424	4 538	98 584	105 470	105 603	110 676
TOTAL.....	30 937	122 147	121 931	125 592	1 555 223	1 800 781	1 844 943	1 925 886
8921195	BOOKS, NOT SPECIALLY PROVIDED FOR, NES (NO)							
CANADA.....	5 379 193	1 142 316	1 151 930	1 154 668	32 216 025	5 282 148	5 329 262	5 340 453
MEXICO.....	1 173	4 972	4 995	5 307	17 198	46 666	46 916	50 015
COLOMB.....	183 888	139 447	131 259	135 940	1 114 251	734 543	724 438	757 582
ARGENT.....	-	-	-	-	13 109	41 483	41 483	43 506
SWEDEN.....	88 332	25 173	25 006	30 382	955 931	389 927	379 021	422 393
NORWAY.....	2 954	5 359	5 369	5 644	42 782	35 877	35 682	37 850
DENMARK.....	21 830	17 291	17 196	18 605	392 453	213 918	213 835	225 886
U KING.....	2 213 830	4 719 469	4 697 691	4 890 934	13 153 665	26 754 731	26 708 446	27 949 262
IRELAND.....	19	1 165	1 165	1 243	43 544	118 203	118 223	124 921
NETHLDs.....	409 943	494 613	494 625	517 866	3 889 541	3 570 150	3 576 600	3 720 400
BELGIUM.....	63 959	85 654	85 692	90 424	815 599	733 771	713 283	774 287
FRANCE.....	70 953	159 869	160 038	166 444	454 862	1 267 415	1 263 580	1 379 623
W GERM.....	618 854	486 531	485 967	506 992	4 718 607	3 601 687	3 618 975	3 840 956
E GERM.....	-	-	-	-	8 149	39 206	39 200	41 039
AUSTRIA.....	23 182	16 010	16 010	16 749	51 351	191 914	195 806	201 546
CZECHO.....	2 505	10 521	10 521	11 492	119 983	126 975	126 165	134 410
SWITZLD.....	177 868	102 355	102 616	108 691	931 244	1 289 586	1 288 093	1 356 320
USSR.....	4 919	3 247	3 247	4 777	22 781	36 596	36 596	42 464
SPAIN.....	213 645	451 378	451 378	472 097	2 422 823	1 845 258	1 843 377	1 964 784
ITALY.....	376 813	765 485	764 865	817 151	1 900 991	3 105 551	3 095 157	3 322 673
YUGOSLV.....	12 110	26 545	26 545	28 245	115 223	186 116	186 118	199 912
ISRAEL.....	20 254	502 486	337 354	507 204	430 514	2 853 007	2 539 685	3 113 214
INDIA.....	12 110	16 813	16 813	19 392	129 106	90 481	90 887	103 485
SINGAPR.....	80 354	96 190	95 267	100 723	962 538	860 240	842 505	906 550
HG KONG.....	704 426	835 243	834 854	878 720	2 117 528	2 683 739	2 681 810	2 840 591
CHINA T.....	78 596	22 260	22 260	27 070	362 058	177 020	173 790	188 854
JAPAN.....	1 027 901	519 075	518 906	565 147	6 785 151	3 921 649	3 896 890	4 282 394
AUSTRAL.....	7 585	12 335	12 335	12 984	109 513	172 012	171 872	186 055
OTH CTY.....	21 577	17 321	17 321	19 580	1 303 552	196 050	191 372	224 203
TOTAL.....	11 818 773	10 679 123	10 491 225	11 114 471	75 600 072	60 565 919	60 169 067	63 775 628
8921320	RECORDS, DIAGRAMS AND OTHER DATA ON CERTAIN OPERATIONS CONDUCTED OUTSIDE THE U.S.							
CANADA.....	-	110 461	110 617	114 048	-	927 990	911 484	927 409
MEXICO.....	-	400	400	451	-	55 772	55 772	56 360
SALVADR.....	-	-	-	-	-	36 605	36 605	38 552
TRINID.....	-	21 704	21 704	23 649	-	96 454	91 454	103 718
N ANTIL.....	-	-	-	-	-	33 535	33 535	35 213
VENEZ.....	-	2 650	2 650	2 894	-	44 342	44 342	46 194
ARGENT.....	-	40 000	40 000	40 739	-	188 500	188 500	199 813
DENMARK.....	-	5 528	5 528	6 976	-	38 397	38 411	40 709
U KING.....	-	82 950	82 481	93 137	-	638 183	637 461	705 413
NETHLDs.....	-	70 828	70 828	72 683	-	142 118	142 118	154 973
FRANCE.....	-	29 170	29 170	32 661	-	89 313	90 175	103 684
W GERM.....	-	10 703	10 703	12 246	-	45 055	45 064	51 376
SPAIN.....	-	6 185	6 185	6 843	-	64 907	64 907	66 778
ARAB EM.....	-	-	-	-	-	31 950	31 950	43 287
BURMA.....	-	11 250	11 250	13 512	-	313 219	313 219	383 827
MALAYSA.....	-	-	-	-	-	31 980	31 980	41 840
SINGAPR.....	-	9 836	9 836	13 405	-	312 137	312 137	412 194
JAPAN.....	-	7 000	7 000	8 335	-	31 061	31 076	34 321
EGYPT.....	-	10 445	10 435	12 477	-	75 470	75 460	87 120
SENEGAL.....	-	-	-	-	-	50 235	50 236	59 661
IVY CST.....	-	-	-	-	-	41 227	41 227	52 289
NIGERIA.....	-	3 075	3 075	3 895	-	32 140	32 140	37 695
ANGOLA.....	-	1 521	1 521	2 066	-	107 526	107 526	141 455
OTH CTY.....	-	97 431	97 460	122 456	-	470 505	470 539	574 461
TOTAL.....	-	521 137	520 843	582 473	-	3 898 621	3 877 318	4 398 342
8921340	MAPS, GLOBES, ATLASES AND CHARTS, EXCEPT TOURIST, EDUCATIONAL AND SIMILAR LITERATURE							
CANADA.....	-	24 802	25 102	25 151	-	233 227	235 248	236 836
U KING.....	-	32 837	31 560	32 979	-	347 593	346 468	362 633
FRANCE.....	-	33 924	33 931	36 844	-	102 745	102 987	112 564
W GERM.....	-	23 319	23 319	25 735	-	306 260	296 275	309 919
ITALY.....	-	21 839	21 910	26 466	-	120 774	121 367	145 172
HG KONG.....	-	-	-	-	-	35 010	35 255	47 308
JAPAN.....	-	57 720	57 720	61 481	-	447 907	447 857	466 904
OTH CTY.....	-	7 004	7 004	7 682	-	110 331	110 218	122 297
TOTAL.....	-	201 445	200 546	216 338	-	1 703 847	1 695 675	1 803 633
8922020	NEWSPAPERS (LB)							
CANADA.....	1 761 477	1 491 437	1 496 667	1 496 667	10 355 577	8 445 372	8 474 571	8 475 005
OTH CTY.....	2 373	1 412	1 412	4 348	44 076	38 179	38 179	62 777
TOTAL.....	1 763 850	1 492 849	1 498 079	1 501 015	10 399 653	8 483 551	8 512 750	8 537 782

Table 2. Schedule A Commodity by Country of Origin, Customs, F.a.s., and C.i.f. Values—Continued

(See "Explanation of Statistics" for information on coverage, definitions of Customs, f.a.s., and c.i.f. values, source of error in the data, OTH CTY (other countries), and other definitions and features of the import statistics. Shipments valued less than \$251 are shown only under Schedule A commodity number 990.0000 and excluded from all other commodities.)

Country of origin	Schedule A commodity number, description and unit of quantity							
	Current month				Cumulative, January to date			
	Net quantity	Value (dollars)			Net quantity	Value (dollars)		
Customs		F.a.s.	C.i.f.	Customs		F.a.s.	C.i.f.	
8922040	PERIODICALS							
CANADA.....	-	528 065	528 046	528 055	-	3 831 430	3 851 767	3 852 881
MEXICO.....	-	414 287	415 095	415 495	-	2 921 258	2 923 073	2 925 276
VENEZ.....	-	6 990	6 990	7 317	-	39 103	39 103	41 057
DENMARK.....	-	21 989	21 989	23 744	-	77 241	77 221	83 418
U KING.....	-	459 080	459 036	514 850	-	2 996 041	2 996 014	3 320 313
NETHLDs.....	-	65 515	65 515	73 191	-	360 044	360 044	392 819
FRANCE.....	-	211 966	211 966	217 081	-	1 477 778	1 490 173	1 516 572
W GERM.....	-	80 404	79 503	88 549	-	350 547	349 626	403 146
SWITZLD.....	-	31 090	31 090	33 384	-	140 249	140 277	152 852
SPAIN.....	-	5 174	5 174	10 001	-	123 966	123 966	143 456
ITALY.....	-	38 822	38 839	48 336	-	215 268	215 317	252 342
LEBANON.....	-	500	500	1 780	-	270 271	270 271	289 455
HG KONG.....	-	16 851	16 851	18 196	-	104 195	104 195	109 613
JAPAN.....	-	79 983	79 983	88 006	-	488 317	488 374	542 312
OTH CTY.....	-	38 815	38 815	50 860	-	181 795	181 843	228 028
TOTAL.....	-	1 999 531	1 999 392	2 118 845	-	13 577 503	13 611 264	14 253 540
8923000	MUSIC BOOKS AND SHEET MUSIC							
U KING.....	-	20 522	20 522	21 122	-	168 134	167 682	173 921
FRANCE.....	-	6 109	6 109	6 595	-	90 281	90 728	97 377
W GERM.....	-	11 418	11 418	12 118	-	178 406	178 525	185 206
ITALY.....	-	9 875	9 875	10 425	-	50 250	50 252	53 124
OTH CTY.....	-	19 063	19 072	20 572	-	91 576	91 758	95 353
TOTAL.....	-	66 987	66 996	70 832	-	578 647	578 945	604 981
8924100	DECALCOMANIAS, EXCEPT TOY (LB)							
CANADA.....	1 585	19 109	19 191	19 483	5 242	80 814	81 094	81 735
U KING.....	223 825	537 550	531 205	606 826	1 546 464	3 477 322	3 439 029	3 861 195
IRELAND.....	32	1 383	1 383	1 485	1 734	62 468	62 468	64 427
NETHLDs.....	2 424	27 510	27 510	29 400	28 060	239 798	239 756	258 761
BELGIUM.....	55 621	94 685	94 685	128 714	560 590	984 099	949 676	1 236 219
FRANCE.....	39 393	74 734	74 734	98 001	336 289	601 404	604 097	760 955
W GERM.....	46 355	142 126	142 162	163 748	385 673	1 161 630	1 160 307	1 326 651
SPAIN.....	-	-	-	-	45 515	126 202	126 202	129 532
ITALY.....	2 028	21 330	21 330	23 589	19 055	166 719	166 719	181 626
JAPAN.....	4 248	62 547	62 547	63 780	6 865	80 943	80 947	83 800
OTH CTY.....	1 246	6 256	6 256	6 909	3 278	24 530	24 541	26 160
TOTAL.....	376 757	987 230	981 003	1 141 935	2 938 765	7 005 929	6 934 836	8 011 061
8929100	LABELS, PAPER AND PAPERBOARD (LB)							
CANADA.....	20 820	33 672	33 755	33 984	109 717	148 773	150 659	153 405
U KING.....	14 932	21 006	21 006	22 631	69 226	128 391	128 126	138 234
NETHLDs.....	-	-	-	-	9 557	36 469	36 470	37 487
FRANCE.....	474	3 680	3 680	4 145	2 468	47 145	46 573	49 236
W GERM.....	628	9 174	9 174	9 787	6 510	41 486	41 259	45 628
JAPAN.....	1 985	6 947	7 070	8 123	20 198	51 657	52 105	61 297
OTH CTY.....	3 946	9 829	9 836	11 333	30 189	75 699	75 715	84 857
TOTAL.....	42 785	84 308	84 521	90 003	247 865	529 620	530 907	570 144
8929200	PLANS & DRAWINGS, INDUSTRIAL OR COMMRL, INCL MANUSCRIPTS, TYPESCRIPTS REPRODUCTIONS							
CANADA.....	-	93 563	93 893	94 149	-	624 122	627 684	629 888
MEXICO.....	-	26 165	26 164	26 164	-	62 499	62 498	62 498
U KING.....	-	17 776	17 792	18 326	-	199 737	199 088	206 428
BELGIUM.....	-	-	-	-	-	35 528	35 528	41 961
FRANCE.....	-	114 301	115 688	117 365	-	194 709	196 921	200 924
W GERM.....	-	20 478	20 478	21 135	-	82 845	82 857	94 335
ITALY.....	-	13 262	13 262	13 671	-	37 672	37 672	39 015
ISRAEL.....	-	-	-	-	-	35 147	35 147	35 747
JAPAN.....	-	15 604	15 604	16 761	-	60 138	59 962	66 980
OTH CTY.....	-	26 454	26 470	30 063	-	69 918	69 968	76 677
TOTAL.....	-	327 603	329 351	337 654	-	1 402 315	1 407 325	1 454 453
8929400	PAPER CALENDARS LB (LB)							
CANADA.....	8 270	18 976	19 028	19 028	15 677	34 412	34 602	35 226
COLOMB.....	2 216	11 376	11 376	11 832	5 777	31 968	31 918	33 092
W GERM.....	8 292	23 388	23 493	24 775	48 591	108 989	109 108	118 473
SWITZLD.....	1 201	2 569	2 569	3 101	45 043	53 430	53 430	58 368
HG KONG.....	-	-	-	-	22 963	30 217	30 207	34 042
JAPAN.....	3 515	968	968	1 046	51 802	55 621	56 354	62 989
OTH CTY.....	14 348	23 479	23 479	26 476	63 015	101 114	101 052	123 475
TOTAL.....	37 842	80 756	80 913	86 258	252 868	415 751	416 671	485 685
8929810	LITERATURE, TOURIST, ABOUT PLACES OUTSIDE THE UNITED STATES							
CANADA.....	-	208 697	212 012	213 330	-	670 903	683 516	695 392
BERMUDA.....	-	515	515	1 030	-	40 106	40 106	47 338
SWEDEN.....	-	-	-	-	-	50 260	50 260	60 402
FINLAND.....	-	1 232	1 232	1 303	-	40 046	40 046	43 107
U KING.....	-	31 860	31 864	37 130	-	355 200	354 210	407 979
IRELAND.....	-	-	-	-	-	151 681	151 681	165 823
NETHLDs.....	-	11 348	11 348	16 213	-	231 481	231 494	262 662
FRANCE.....	-	25 824	25 809	28 824	-	198 540	198 624	243 756
W GERM.....	-	8 834	8 834	11 011	-	93 061	93 061	154 195

Table 2. Schedule A Commodity by Country of Origin,
Customs, F.a.s., and C.i.f. Values—Continued

(See "Explanation of Statistics" for information on coverage, definitions of Customs, f.a.s., and c.i.f. values, sources of error in the data, OTH CTY (other countries), and other definitions and features of the import statistics. Shipments valued less than \$251 are shown only under Schedule A commodity number 990.0000 and excluded from all other commodities.)

Country of origin	Schedule A commodity number, description and unit of quantity								
	Net quantity	Current month			Net quantity	Cumulative, January to date			
		Value (dollars)				Value (dollars)			
		Customs	F.a.s.	C.i.f.		Customs	F.a.s.	C.i.f.	
AUSTRIA.....	-	29 129	29 129	29 692	-	45 864	45 874	49 372	
SWITZLD.....	-	-	-	-	-	69 610	69 579	78 213	
ITALY.....	-	20 285	20 285	23 591	-	137 302	137 769	162 727	
HG KONG.....	-	488	486	533	-	30 460	30 460	37 641	
JAPAN.....	-	20 244	20 244	23 672	-	88 724	88 724	118 918	
OTH CTY.....	-	16 886	16 888	25 689	-	183 953	184 036	328 983	
TOTAL.....	-	375 342	378 648	412 018	-	2 387 191	2 399 440	2 856 508	
8929825	CARDS, SOCIAL AND GIFT, WITH WORDING, WITH OR WITHOUT ENVELOPES							(M)	
MEXICO.....	13	10 183	9 827	10 183	263	134 306	129 465	134 551	
DENMARK.....	1 863	31 171	31 171	31 873	5 045	102 278	101 952	105 512	
U KING.....	2 131	131 459	131 138	139 603	17 705	821 803	817 856	868 783	
BELGIUM.....	53	1 666	1 666	1 752	2 105	46 058	46 058	48 940	
W GERM.....	416	4 578	4 578	5 164	2 600	112 831	111 924	118 251	
SWITZLD.....	18	6 854	6 854	7 118	5 491	193 476	192 999	206 579	
SPAIN.....	1 248	22 666	22 666	24 346	2 361	54 921	54 921	59 036	
ITALY.....	432	32 775	32 826	35 544	6 126	237 841	237 940	264 780	
ISRAEL.....	332	29 897	29 897	33 684	1 174	53 590	53 590	59 619	
OTH CTY.....	1 130	23 932	23 999	27 048	6 369	131 839	132 015	142 234	
TOTAL.....	7 636	295 181	294 622	316 315	49 239	1 888 943	1 878 740	2 008 285	
8929835	POSTCARDS, AND SOCIAL AND GIFT CARDS WITHOUT WORDING							(M)	
W GERM.....	74	2 407	2 432	2 611	1 008	46 930	47 309	50 047	
SPAIN.....	149	1 985	1 985	2 100	5 899	89 392	89 573	92 716	
JAPAN.....	394	14 142	14 373	15 423	11 902	64 392	65 183	68 810	
OTH CTY.....	527	19 907	20 013	21 457	5 634	136 233	135 287	144 660	
TOTAL.....	1 144	38 441	38 803	41 591	24 443	336 947	337 352	356 233	
8929840	LITHOGRAPHS ON PAPER, NSPF, NOT OVER 20 YEARS OLD							(LB)	
CANADA.....	11 279	28 985	29 313	29 775	42 448	115 883	117 039	118 250	
DENMARK.....	1 500	2 460	2 460	2 833	23 979	44 719	44 719	53 781	
U KING.....	4 645	14 549	14 549	16 733	45 511	180 060	179 548	194 975	
NETHLDs.....	6 713	18 961	18 997	19 825	48 919	138 506	138 698	145 668	
FRANCE.....	603	1 990	1 990	2 278	8 708	37 213	37 213	41 915	
W GERM.....	9 317	33 573	33 144	35 427	45 605	162 235	161 544	170 518	
SPAIN.....	13 071	295 030	295 030	297 737	149 551	3 577 222	3 577 222	3 620 087	
ITALY.....	24 005	67 846	67 846	72 116	191 909	459 144	458 144	488 085	
JAPAN.....	3 150	8 393	8 527	8 867	57 280	145 791	146 719	155 078	
OTH CTY.....	4 621	18 574	18 574	20 158	25 986	103 452	102 845	113 150	
TOTAL.....	78 904	490 361	490 430	505 749	639 896	4 964 225	4 963 691	5 101 507	
8929850	ENGRAVINGS, PHOTOS, ETCHINGS, WOOD CUTS, PICTORIAL MATTER, ETC, NOT OVER 20 YRS OLD							(LB)	
CANADA.....	1 609	80 416	80 963	81 548	50 251	564 909	568 617	571 679	
SWEDEN.....	672	3 825	3 817	4 285	59 253	68 733	68 697	72 943	
U KING.....	6 479	70 351	70 369	74 363	102 389	583 900	566 753	598 962	
NETHLDs.....	1 043	29 994	29 994	30 714	6 668	72 081	72 075	75 616	
BELGIUM.....	115	16 273	16 273	16 545	3 350	119 450	119 450	121 682	
FRANCE.....	5 410	39 133	39 039	42 505	14 545	137 811	137 738	150 466	
W GERM.....	6 429	86 755	81 111	82 797	29 841	328 720	307 923	320 246	
SWITZLD.....	5 652	37 247	36 725	38 909	51 592	252 644	245 390	258 713	
ITALY.....	2 085	48 353	44 931	47 478	28 053	613 770	593 965	616 719	
JAPAN.....	3 037	44 375	44 325	47 305	37 356	183 988	183 164	204 460	
AUSTRAL.....	1 359	32 092	30 092	33 598	3 534	78 155	76 077	83 693	
REP SAF.....	-	-	-	-	909	50 679	50 679	51 464	
OTH CTY.....	5 014	20 707	20 706	22 571	23 603	186 442	183 951	197 380	
TOTAL.....	38 904	509 521	498 345	522 618	411 344	3 241 282	3 174 479	3 324 023	
8929860	PRINTED MATTER, LITHOGRAPHIC, NSPF								
CANADA.....	-	119 923	121 800	123 223	-	896 536	908 960	918 868	
COLOMB.....	-	-	-	-	-	52 427	52 427	52 907	
SWEDEN.....	-	4 994	4 994	5 845	-	88 552	87 991	97 869	
DENMARK.....	-	14 038	14 038	15 395	-	38 506	38 506	42 078	
U KING.....	-	37 620	37 631	40 100	-	1 150 355	1 150 484	1 188 446	
NETHLDs.....	-	3 136	3 136	4 224	-	48 563	48 729	54 595	
FRANCE.....	-	4 356	4 356	4 740	-	34 093	34 161	37 914	
W GERM.....	-	4 287	4 287	4 739	-	59 714	58 746	69 113	
ITALY.....	-	28 620	28 620	30 365	-	125 969	125 784	136 130	
HG KONG.....	-	13 401	13 401	14 486	-	46 314	46 349	54 699	
JAPAN.....	-	47 524	47 378	53 647	-	425 438	420 803	489 141	
OTH CTY.....	-	43 543	43 533	47 317	-	186 109	186 593	204 543	
TOTAL.....	-	321 442	323 174	344 081	-	3 152 576	3 159 533	3 346 303	
8929870	PRINTED MATTER, NOT LITHOGRAPHIC, SUSCEPTIBLE OF AUTHORSHIP								
CANADA.....	-	6 772	6 846	6 861	-	110 504	111 003	111 877	
SWEDEN.....	-	10 345	10 345	11 166	-	56 346	56 305	62 342	
U KING.....	-	43 131	43 131	45 357	-	73 107	73 103	77 340	
W GERM.....	-	22 191	22 205	24 620	-	67 254	66 900	75 544	
SWITZLD.....	-	8 260	8 260	9 261	-	55 110	55 109	59 748	
JAPAN.....	-	29 739	29 739	31 262	-	109 623	109 649	117 977	
OTH CTY.....	-	7 872	7 906	8 139	-	46 432	46 511	50 949	
TOTAL.....	-	128 310	128 432	136 666	-	518 376	518 580	555 777	

Table 2. Schedule A Commodity by Country of Origin, Customs, F.a.s., and C.i.f. Values—Continued

(See "Explanation of Statistics" for information on coverage, definitions of Customs, f.a.s., and c.i.f. values, sources of error in the data, OTH CTY (other countries), and other definitions and features of the import statistics. Shipments valued less than \$251 are shown only under Schedule A commodity number 990.0000 and excluded from all other commodities.)

Country of origin	Schedule A commodity number, description and unit of quantity							
	Current month				Cumulative, January to date			
	Net quantity	Value (dollars)			Net quantity	Value (dollars)		
Customs		F.a.s.	C.i.f.	Customs		F.a.s.	C.i.f.	
8929880	PRINTED MATTER, NSPF							
CANADA.....	-	441 530	443 613	445 530	-	3 287 824	3 296 520	3 310 468
MEXICO.....	-	6 579	6 579	6 986	-	99 360	99 516	102 585
SWEDEN.....	-	26 210	25 287	29 354	-	162 680	159 901	181 880
DENMARK.....	-	20 891	20 946	24 034	-	87 058	87 171	98 187
U KING.....	-	135 491	134 643	151 651	-	865 157	882 216	968 769
NETHLD.....	-	30 076	30 076	34 004	-	172 188	172 036	195 151
BELGIUM.....	-	5 282	5 282	6 318	-	142 946	142 872	161 429
FRANCE.....	-	169 445	169 385	219 944	-	333 746	333 584	401 395
W GERM.....	-	130 108	129 979	146 636	-	1 141 412	1 112 815	1 242 215
AUSTRIA.....	-	3 941	3 941	4 455	-	47 949	48 241	54 751
SWITZLD.....	-	87 024	89 022	94 893	-	405 289	404 959	435 163
SPAIN.....	-	4 490	4 490	4 802	-	44 180	44 179	49 487
ITALY.....	-	32 235	32 242	36 691	-	253 235	254 939	289 602
HG KONG.....	-	33 034	33 214	37 324	-	99 839	99 972	110 654
CHINA T.....	-	11 633	11 152	12 940	-	47 648	46 254	53 309
JAPAN.....	-	262 114	262 337	292 330	-	1 083 805	1 083 982	1 202 437
OTH CTY.....	-	21 960	21 914	25 793	-	231 017	230 516	267 403
TOTAL.....	-	1 424 043	1 424 102	1 573 685	-	8 505 333	8 499 673	9 124 885
8931010	RUBBER AND PLASTICS, FOAM OR SPONGE, AND PLASTICS, REINFORCED OR LAMINATED, NSPF							
CANADA.....	-	156 699	157 352	159 010	-	1 394 633	1 409 986	1 416 700
BRAZIL.....	-	55 260	54 630	59 914	-	180 740	177 503	194 439
U KING.....	-	120 998	114 352	133 293	-	464 004	431 300	515 742
NETHLD.....	-	5 639	5 639	6 429	-	31 304	31 304	33 478
FRANCE.....	-	41 405	41 405	46 063	-	471 302	469 664	518 846
W GERM.....	-	233 578	233 747	248 368	-	1 204 090	1 202 130	1 288 860
AUSTRIA.....	-	14 075	14 075	14 543	-	128 916	128 916	136 668
SWITZLD.....	-	1 640	1 640	1 940	-	130 588	129 902	141 135
ITALY.....	-	7 828	7 828	10 308	-	48 131	48 131	53 783
GREECE.....	-	17 471	17 471	18 484	-	101 854	101 854	109 106
ISRAEL.....	-	50 908	50 908	59 946	-	139 982	139 982	160 811
CHINA T.....	-	9 081	9 086	10 131	-	41 411	41 385	49 204
JAPAN.....	-	190 565	186 803	204 931	-	918 142	904 470	1 003 951
OTH CTY.....	-	44 532	44 580	52 694	-	153 148	154 592	182 587
TOTAL.....	-	949 679	939 516	1 026 054	-	5 408 245	5 371 119	5 805 310
8931020	GLOVES, RUBBER OR PLASTIC, SEAMLESS (DPR)							
U KING.....	7 035	27 455	27 455	29 799	308 543	383 453	383 450	418 954
FRANCE.....	9 496	40 630	40 630	43 794	79 942	282 653	282 653	305 431
SPAIN.....	42 813	124 105	124 105	142 968	64 361	180 041	180 041	207 490
PORTUGL.....	12 000	31 200	31 200	34 316	12 000	31 200	31 200	34 316
PHIL R.....	4 420	46 740	43 453	49 453	13 165	135 451	124 507	144 454
HG KONG.....	63 375	10 271	10 837	12 018	110 597	32 638	33 320	36 385
CHINA T.....	3 116	16 806	16 806	18 122	31 684	127 525	127 582	138 577
AUSTRAL.....	59 300	148 656	148 656	167 894	259 097	690 318	690 318	770 526
OTH CTY.....	3 168	24 383	24 424	25 755	24 245	78 465	78 506	85 195
TOTAL.....	204 723	470 246	467 566	524 119	903 634	1 941 744	1 931 577	2 141 328
8931025	GLOVES, RUBBER OR PLASTIC, NSPF (DPR)							
MEXICO.....	-	-	-	-	4 322	45 826	45 826	45 826
SPAIN.....	-	-	-	-	11 000	32 702	32 702	36 300
PHIL R.....	10 399	132 756	122 124	141 296	73 121	943 188	866 148	1 002 966
MACAO.....	7 660	60 294	60 294	63 796	15 724	124 882	124 882	131 645
KOR REP.....	372 830	141 270	144 420	154 761	4 100 732	697 837	701 735	756 949
HG KONG.....	937 209	124 023	124 145	130 563	1 768 767	1 360 325	1 361 721	1 450 720
CHINA T.....	91 638	814 668	821 995	882 902	272 765	2 260 403	2 278 660	2 442 334
JAPAN.....	3 437	39 300	39 300	42 488	13 326	151 329	149 118	160 657
OTH CTY.....	433	1 548	1 548	1 947	36 766	75 089	74 029	78 295
TOTAL.....	1 423 606	1 313 859	1 313 826	1 417 753	6 296 523	5 691 581	5 634 821	6 105 692
8931030	WEARING APPAREL, NSPF, OF RUBBER OR PLASTIC							
CANADA.....	-	356 031	362 372	362 581	-	860 638	877 791	878 515
MEXICO.....	-	91 885	91 884	91 974	-	365 592	365 589	366 103
SALVADR.....	-	19 227	19 227	20 228	-	130 301	130 301	134 958
HAITI.....	-	26 459	26 459	28 109	-	80 375	81 448	85 137
COLOMB.....	-	-	-	-	-	46 690	46 690	55 536
SWEDEN.....	-	6 026	6 026	6 206	-	218 215	216 374	225 172
NORWAY.....	-	18 724	18 724	19 305	-	383 488	383 487	395 225
U KING.....	-	23 762	24 916	25 317	-	178 601	179 755	190 745
FRANCE.....	-	50 319	50 405	54 527	-	201 833	202 027	215 675
W GERM.....	-	10 684	10 620	11 929	-	136 977	135 175	150 791
SWITZLD.....	-	291	291	469	-	56 304	56 304	60 211
ITALY.....	-	6 753	6 753	7 286	-	240 027	240 041	257 264
THAILND.....	-	60 119	60 119	66 955	-	101 379	101 379	112 017
CHINA M.....	-	-	-	-	-	39 431	39 431	45 495
KOR REP.....	-	4 221 417	4 230 572	4 853 787	-	19 991 981	20 041 753	23 345 337
HG KONG.....	-	1 283 596	1 291 056	1 428 194	-	6 093 176	6 135 654	6 788 452
CHINA T.....	-	1 655 802	1 670 310	1 876 832	-	7 004 776	7 017 434	7 736 662
JAPAN.....	-	281 119	282 753	302 237	-	1 146 981	1 158 431	1 264 419
OTH CTY.....	-	23 773	23 810	24 840	-	106 367	106 392	116 010
TOTAL.....	-	8 135 987	8 176 297	9 180 776	-	37 383 132	37 515 456	42 423 724

Table 2. Schedule A Commodity by Country of Origin,
Customs, F.a.s., and C.i.f. Values—Continued

(See "Explanation of Statistics" for information on coverage, definitions of Customs, f.a.s., and c.i.f. values, sources of error in the data, OTH CTY (other countries), and other definitions and features of the import statistics. Shipments valued less than \$251 are shown only under Schedule A commodity number 990.0000 and excluded from all other commodities.)

Country of origin	Schedule A commodity number, description and unit of quantity							
	Net quantity	Current month			Net quantity	Cumulative, January to date		
		Value (dollars)				Value (dollars)		
	Customs	F.a.s.	C.i.f.	Customs	F.a.s.	C.i.f.		
8931040	PACIFIERS, NURSING NIPPLES, ICE BAGS, HOT WATER BOTTLES, ETC, OF PLASTICS OR RUBBER							
SWEDEN.....	-	6 085	6 085	6 630	-	113 997	113 997	120 582
DENMARK.....	-	219 740	219 740	223 401	-	888 211	888 384	905 416
U KING.....	-	15 648	15 648	16 924	-	187 765	187 497	206 722
FRANCE.....	-	348	348	527	-	48 382	48 382	52 512
SPAIN.....	-	17 415	17 415	21 324	-	109 532	109 533	128 295
ITALY.....	-	-	-	-	-	141 114	141 114	150 539
CHINA T.....	-	19 451	19 451	21 088	-	65 452	65 452	72 186
JAPAN.....	-	19 328	19 434	21 062	-	165 064	165 170	179 269
OTH CTY.....	-	3 344	3 672	4 045	-	133 476	131 782	149 448
TOTAL.....	-	301 359	301 793	315 001	-	1 852 993	1 851 311	1 964 969
8931050	HOUSE FURNISHINGS, CURTAINS AND DRAPES, TABLE COVERS, ETC, OF RUBBER OR PLASTIC							
U KING.....	-	958	1 024	1 278	-	40 199	40 459	42 906
ITALY.....	-	2 051	2 051	2 296	-	55 885	55 941	61 662
ISRAEL.....	-	19 369	19 459	21 259	-	111 332	110 179	119 252
KOR REP.....	-	128 346	127 273	147 399	-	236 075	237 239	270 670
HG KONG.....	-	27 077	27 686	30 896	-	204 043	207 822	237 236
CHINA T.....	-	762 338	762 319	875 046	-	3 889 615	3 892 084	4 477 342
JAPAN.....	-	188 650	195 367	227 889	-	2 044 585	2 081 537	2 474 811
OTH CTY.....	-	10 754	10 839	11 345	-	135 239	135 460	155 933
TOTAL.....	-	1 139 543	1 146 018	1 317 408	-	6 716 973	6 760 721	7 839 812
8931060	ARTICLES FOR PREPARING, SERVING, ETC, FOOD OR BEVERAGES, OF RUBBER OR PLASTIC, NSPF							
CANADA.....	-	478 944	465 285	477 142	-	2 437 814	2 481 777	2 498 549
MEXICO.....	-	1 464	1 464	1 464	-	178 619	179 189	183 354
VENEZ.....	-	13 038	13 038	14 214	-	58 096	57 296	69 814
SWEDEN.....	-	15 484	15 484	18 318	-	144 275	143 890	166 635
FINLAND.....	-	4 460	4 460	6 190	-	32 437	32 437	41 244
DENMARK.....	-	37 645	36 346	39 168	-	406 838	403 212	438 977
U KING.....	-	56 777	56 825	63 135	-	270 988	271 467	309 277
NETHLD.....	-	-	-	-	-	48 163	48 188	53 595
BELGIUM.....	-	14 448	14 449	17 351	-	35 217	35 298	39 269
FRANCE.....	-	169 069	169 212	193 469	-	775 751	776 252	897 225
W GERM.....	-	215 645	215 620	239 813	-	939 758	939 848	1 050 992
SWITZLD.....	-	26 210	26 210	27 789	-	101 737	101 736	112 777
ITALY.....	-	107 925	107 060	123 208	-	445 871	445 578	503 069
ISRAEL.....	-	31 705	31 725	35 628	-	170 836	171 689	187 969
KOR REP.....	-	76 782	76 782	98 192	-	416 196	415 482	526 408
HG KONG.....	-	546 296	552 652	672 665	-	3 771 647	3 789 222	4 549 874
CHINA T.....	-	294 910	295 544	347 746	-	1 497 894	1 500 042	1 724 755
JAPAN.....	-	243 586	249 006	278 819	-	1 363 885	1 409 306	1 568 786
AUSTRAL.....	-	345	346	346	-	37 212	37 213	38 185
OTH CTY.....	-	12 918	13 061	15 484	-	89 974	91 895	108 148
TOTAL.....	-	2 347 651	2 344 569	2 670 141	-	13 223 209	13 331 017	15 068 902
8931070	RELIGIOUS ARTICLES OF RUBBER OR PLASTIC, NSPF							
W GERM.....	-	81 260	82 342	88 912	-	163 477	165 111	183 024
ITALY.....	-	56 387	56 195	65 491	-	355 193	351 561	406 491
HG KONG.....	-	790 013	796 999	1 022 778	-	1 989 738	2 019 770	2 551 199
CHINA T.....	-	253 885	254 607	381 391	-	678 450	679 272	964 347
JAPAN.....	-	152 879	158 761	173 162	-	420 258	438 755	477 558
OTH CTY.....	-	14 909	15 045	16 779	-	41 314	41 463	48 248
TOTAL.....	-	1 349 333	1 363 949	1 748 513	-	3 648 430	3 695 932	4 630 867
8931080	GASKETS, OF RUBBER OR PLASTICS							
CANADA.....	-	587 108	599 631	600 269	-	3 016 056	3 077 482	3 084 902
MEXICO.....	-	59 586	59 586	59 586	-	305 921	305 921	305 973
BRAZIL.....	-	25 816	25 638	28 793	-	271 647	271 463	300 397
SWEDEN.....	-	68 672	66 854	71 524	-	451 509	447 705	474 317
DENMARK.....	-	6 766	6 793	6 952	-	30 503	30 407	31 450
U KING.....	-	386 534	371 122	402 981	-	1 552 992	1 477 400	1 639 932
BELGIUM.....	-	340	340	357	-	35 843	35 382	37 316
FRANCE.....	-	40 859	40 434	44 071	-	210 022	206 151	224 038
W GERM.....	-	498 351	447 052	524 672	-	2 136 129	2 018 713	2 265 910
AUSTRIA.....	-	908	817	957	-	33 402	31 692	34 036
SWITZLD.....	-	34 493	36 142	36 819	-	121 871	124 355	128 280
SPAIN.....	-	4 105	4 105	4 411	-	91 059	91 002	93 316
MALTA.....	-	63 468	63 468	69 514	-	231 707	231 707	255 046
ITALY.....	-	120 637	113 160	151 619	-	510 110	451 306	564 311
ISRAEL.....	-	18 724	18 724	19 134	-	50 390	50 390	51 561
SINGAPR.....	-	19 191	19 191	24 805	-	49 619	49 619	71 187
JAPAN.....	-	359 261	355 325	386 560	-	2 603 121	2 592 836	2 747 073
OTH CTY.....	-	19 359	19 480	21 330	-	118 802	118 847	129 348
TOTAL.....	-	2 314 178	2 247 862	2 454 354	-	11 820 713	11 612 378	12 438 393
8931085	CONTAINERS, OF RUBBER OR PLASTIC, FOR PACKING, TRANSPORTING, ETC							
CANADA.....	-	328 432	326 758	330 362	-	1 548 844	1 553 872	1 567 315
MEXICO.....	-	24 905	24 905	24 905	-	119 096	119 271	123 100
SWEDEN.....	-	8 842	8 782	11 074	-	45 966	32 966	36 816
DENMARK.....	-	14 435	14 440	15 887	-	1 459 068	1 457 447	1 554 380
U KING.....	-	20 287	20 285	23 409	-	301 603	301 766	329 968
NETHLD.....	-	3 000	3 000	3 569	-	125 620	125 664	146 072
BELGIUM.....	-	27 950	27 950	30 096	-	1 063 803	1 065 946	1 134 569

Table 2. Schedule A Commodity by Country of Origin, Customs, F.a.s., and C.i.f. Values—Continued

(See "Explanation of Statistics" for information on coverage, definitions of Customs, f.a.s., and c.i.f. values, sources of error in the data, OTH CTY (other countries), and other definitions and features of the import statistics. Shipments valued less than \$251 are shown only under Schedule A commodity number 990.0000 and excluded from all other commodities.)

Country of origin	Schedule A commodity number, description and unit of quantity							
	Current month			Cumulative, January to date				
	Net quantity	Value (dollars)			Net quantity	Value (dollars)		
Customs		F.a.s.	C.i.f.	Customs		F.a.s.	C.i.f.	
FRANCE.....	-	28 493	28 493	31 579	-	539 567	539 582	577 768
W GERM.....	-	80 241	79 912	86 261	-	552 822	549 990	606 655
AUSTRIA.....	-	118 446	119 353	124 208	-	425 033	428 193	448 453
SWITZLD.....	-	17 693	17 693	18 891	-	108 571	108 587	117 155
ITALY.....	-	57 895	57 995	62 074	-	274 072	274 186	298 404
YUGOSLV.....	-	-	-	-	-	151 535	152 880	160 223
ISRAEL.....	-	958	958	1 259	-	64 975	64 975	73 188
THAILND.....	-	14 551	14 551	15 863	-	108 995	108 995	118 237
KOR REP.....	-	3 248	3 248	4 772	-	152 714	152 639	164 776
HG KONG.....	-	66 330	66 195	84 271	-	775 491	777 640	884 941
CHINA T.....	-	113 508	113 450	127 995	-	1 404 774	1 396 961	1 539 994
JAPAN.....	-	56 908	56 927	62 976	-	1 028 022	1 030 549	1 131 025
OTH CTY.....	-	1 168	1 190	1 235	-	63 180	63 156	74 940
TOTAL.....	-	987 290	986 085	1 060 686	-	10 313 751	10 305 265	11 087 979
8931090 RUBBER AND PLASTICS PRODUCTS, NSPF								
CANADA.....	-	2 177 841	2 200 891	2 204 919	-	11 382 594	11 462 328	11 514 772
MEXICO.....	-	362 590	361 291	363 100	-	1 842 883	1 854 262	1 870 468
LW WW I.....	-	8 965	8 965	9 774	-	36 248	36 981	39 977
SWEDEN.....	-	170 918	169 958	190 376	-	1 264 460	1 253 507	1 398 214
NORWAY.....	-	90 363	90 389	95 984	-	340 447	338 320	364 906
FINLAND.....	-	185 530	185 530	191 820	-	1 102 124	1 101 762	1 144 835
DENMARK.....	-	134 678	134 677	148 032	-	939 196	938 577	1 022 024
U KING.....	-	852 537	820 766	943 706	-	5 320 123	5 281 411	5 802 866
IRELAND.....	-	2 481	2 481	2 661	-	124 141	124 067	130 356
NETHLD.....	-	79 566	78 567	95 109	-	614 514	612 417	698 132
BELGIUM.....	-	55 880	56 635	65 131	-	801 449	780 745	839 880
FRANCE.....	-	480 916	481 051	516 603	-	3 001 846	3 001 427	3 228 260
W GERM.....	-	2 478 007	2 460 020	2 639 862	-	16 713 198	16 503 642	17 463 709
AUSTRIA.....	-	45 451	45 522	52 592	-	187 903	187 432	218 136
CZECHO.....	-	619	619	659	-	39 172	39 172	44 241
HUNGARY.....	-	-	-	-	-	202 411	202 411	225 092
SWITZLD.....	-	276 874	277 232	297 369	-	1 582 814	1 583 567	1 679 208
SPAIN.....	-	68 469	68 469	88 798	-	214 700	214 681	258 630
PORTUGL.....	-	115 567	115 524	124 064	-	973 348	974 669	1 044 666
ITALY.....	-	414 292	415 405	507 789	-	2 229 406	2 235 279	2 714 164
GREECE.....	-	16 383	16 383	18 783	-	48 095	48 095	52 565
ISRAEL.....	-	26 610	25 858	28 036	-	424 505	420 530	463 812
INDIA.....	-	2 861	2 861	2 990	-	32 309	32 309	39 653
THAILND.....	-	9 201	9 201	10 504	-	134 909	131 909	158 052
MALAYSA.....	-	43 812	43 812	50 144	-	312 989	313 408	370 020
SINGAPR.....	-	18 962	18 962	21 410	-	63 456	63 461	73 784
KOR REP.....	-	154 028	154 094	188 844	-	772 096	773 666	936 017
HG KONG.....	-	1 474 003	1 500 699	1 748 347	-	7 616 679	7 694 215	8 916 421
CHINA T.....	-	1 285 073	1 288 895	1 448 283	-	12 556 319	12 582 944	13 870 507
JAPAN.....	-	1 145 849	1 144 885	1 255 858	-	8 730 264	8 754 303	9 534 736
AUSTRAL.....	-	112 687	112 687	119 825	-	281 994	281 994	309 192
OTH CTY.....	-	23 374	23 375	26 522	-	169 898	169 879	195 168
TOTAL.....	-	12 314 387	12 315 704	13 457 894	-	80 056 490	79 993 370	86 622 463
8941000 BABY CARRIAGES AND BABY STROLLERS AND PARTS THEREOF								
CANADA.....	-	11 924	12 044	12 044	-	62 719	64 399	64 399
U KING.....	-	16 660	16 742	19 513	-	208 084	208 290	241 781
W GERM.....	-	-	-	-	-	49 610	49 610	58 884
ITALY.....	-	123 471	123 471	150 898	-	649 766	650 134	782 933
OTH CTY.....	-	40 211	40 211	51 346	-	78 156	78 156	95 509
TOTAL.....	-	192 266	192 468	233 801	-	1 048 335	1 050 589	1 243 506
8942220 DOLLS, DRESSED OR UNDRESSED (NO)								
MEXICO.....	77 564	221 821	221 786	222 316	305 043	869 422	869 424	870 850
COLOMB.....	268 188	92 894	89 530	91 811	728 305	239 262	227 274	235 721
U KING.....	10 678	34 708	33 349	35 779	61 860	112 025	109 377	119 681
FRANCE.....	653	14 061	14 024	15 212	5 271	42 803	42 796	47 152
W GERM.....	7 809	15 575	15 527	17 753	40 709	65 644	65 641	72 059
POLAND.....	20 050	10 651	10 651	11 237	124 823	60 951	60 952	64 880
SPAIN.....	28 320	35 587	34 912	39 824	50 533	70 786	70 213	81 715
ITALY.....	7 880	31 828	31 278	37 926	199 858	124 453	123 879	149 465
KOR REP.....	185 708	149 749	145 968	165 847	1 035 497	647 104	633 755	723 379
HG KONG.....	5 233 836	2 183 443	2 190 998	2 486 952	25 716 870	9 376 582	9 373 035	10 644 200
CHINA T.....	2 430 014	1 138 520	1 121 150	1 350 910	7 953 428	4 046 531	3 978 605	4 793 789
JAPAN.....	480 337	204 824	207 579	229 022	2 173 109	807 180	825 535	915 790
OTH CTY.....	49 796	59 812	58 859	64 279	140 770	165 074	163 465	183 551
TOTAL.....	8 800 833	4 193 473	4 175 551	4 768 868	38 536 076	16 627 817	16 543 951	18 902 232
8942240 PARTS OF DOLLS								
KOR REP.....	-	18 795	18 795	20 576	-	93 284	93 284	106 596
HG KONG.....	-	253 386	250 685	284 430	-	924 842	907 155	1 000 015
CHINA T.....	-	168 082	168 070	198 458	-	292 251	291 081	339 960
JAPAN.....	-	15 802	16 037	17 237	-	167 987	171 687	185 632
OTH CTY.....	-	6 699	6 699	7 224	-	21 916	21 670	23 648
TOTAL.....	-	462 764	460 286	527 925	-	1 500 280	1 484 877	1 655 851
8942260 DOLL CLOTHING IMPORTED SEPARATELY								
KOR REP.....	-	88 632	84 751	91 981	-	996 534	954 572	1 047 111
HG KONG.....	-	319 598	317 727	347 996	-	1 493 571	1 489 562	1 631 419

Table 2. Schedule A Commodity by Country of Origin, Customs, F.a.s., and C.i.f. Values—Continued

(See "Explanation of Statistics" for information on coverage, definitions of Customs, f.a.s., and c.i.f. values, sources of error in the data, OTH CTY (other countries), and other definitions and features of the import statistics. Shipments valued less than \$251 are shown only under Schedule A commodity number 990.0000 and excluded from all other commodities.)

Country of origin	Schedule A commodity number, description and unit of quantity							
	Current month			Cumulative, January to date				
	Net quantity	Value (dollars)			Net quantity	Value (dollars)		
Customs		F.a.s.	C.i.f.	Customs		F.a.s.	C.i.f.	
CHINA T.....	-	306 892	295 878	319 621	-	899 912	870 884	947 995
OTH CTY.....	-	31 440	29 629	31 947	-	36 179	33 776	37 199
TOTAL.....	-	746 562	727 985	791 545	-	3 426 196	3 348 794	3 663 724
8942410	BILLIARD, POOL AND BAGATTELLE EQUIPMENT AND PARTS THEREOF, EXCLUDING TABLES							
MEXICO.....	-	4 970	4 970	4 970	-	44 213	44 213	44 213
BELGIUM.....	-	126 186	123 326	126 508	-	625 374	622 514	647 457
ITALY.....	-	18 764	18 764	19 569	-	113 403	113 403	120 824
CHINA T.....	-	434 185	433 977	469 466	-	1 396 480	1 396 304	1 513 456
JAPAN.....	-	40 365	40 365	42 163	-	236 658	236 573	242 642
OTH CTY.....	-	21 012	21 212	24 630	-	50 077	50 506	58 377
TOTAL.....	-	645 482	642 614	687 306	-	2 466 205	2 463 513	2 626 969
8942420	CHESS, CHECKERS, DARTS AND OTHER GAMES USING SPECIAL BOARDS ETC & DICE & POKER CHIPS							
MEXICO.....	-	74 986	75 438	76 164	-	303 067	307 584	310 080
FINLAND.....	-	-	-	-	-	32 521	32 521	35 905
U KING.....	-	125 425	126 013	135 914	-	867 323	868 136	954 591
FRANCE.....	-	11 585	11 585	12 229	-	56 345	56 437	59 546
W GERM.....	-	100 817	100 846	104 721	-	631 472	631 812	654 598
SWITZLD.....	-	14 935	14 935	15 218	-	68 883	68 883	71 388
SPAIN.....	-	14 507	14 507	15 383	-	62 769	62 743	70 063
ITALY.....	-	19 951	20 103	22 305	-	74 263	74 529	83 099
KOR REP.....	-	67 841	67 841	82 114	-	287 422	287 422	343 432
HG KONG.....	-	248 461	251 834	278 662	-	1 097 145	1 113 352	1 230 687
CHINA T.....	-	104 124	105 390	117 985	-	655 098	656 485	739 489
JAPAN.....	-	89 609	90 970	97 212	-	425 648	430 064	461 109
OTH CTY.....	-	25 065	25 581	27 227	-	135 045	136 557	151 563
TOTAL.....	-	897 306	905 043	985 134	-	4 697 001	4 726 525	5 165 550
8942430	GAME MACHINES AND PARTS INCLUDING COIN OR DISC OPERATED GAME MACHINES							
CANADA.....	-	65 283	65 477	65 477	-	140 586	141 398	142 025
MEXICO.....	-	457 179	437 214	457 179	-	1 573 586	1 509 407	1 581 619
U KING.....	-	50 793	50 793	54 449	-	138 512	138 195	158 271
BELGIUM.....	-	432	432	475	-	99 573	99 027	116 263
FRANCE.....	-	82 524	80 724	85 668	-	352 245	350 445	374 267
W GERM.....	-	176 614	176 614	189 314	-	930 523	930 042	998 641
ITALY.....	-	78 259	78 259	93 357	-	333 503	333 503	377 658
SINGAPR.....	-	158 815	157 663	161 822	-	1 517 788	1 452 742	1 548 716
HG KONG.....	-	336 092	335 007	366 156	-	1 679 026	1 601 289	1 735 224
CHINA T.....	-	113 275	113 275	131 510	-	858 027	856 755	985 722
JAPAN.....	-	261 812	261 962	320 543	-	1 010 369	1 010 617	1 277 148
OTH CTY.....	-	18 819	18 819	21 292	-	58 277	58 212	66 180
TOTAL.....	-	1 799 897	1 776 239	1 947 242	-	8 692 015	8 481 632	9 361 734
8942440	TABLES DESIGNED FOR GAMES AND TABLE TENNIS EQUIPMENT AND PARTS, NSPF							
CANADA.....	-	23 985	25 236	25 236	-	74 251	77 962	77 962
SWEDEN.....	-	22 745	22 745	23 179	-	69 131	69 131	70 606
U KING.....	-	71 873	58 090	62 604	-	492 284	474 295	514 713
ITALY.....	-	2 446	2 418	2 902	-	34 623	34 818	39 666
HG KONG.....	-	77 553	77 605	88 939	-	489 709	492 483	553 353
CHINA T.....	-	4 740	4 740	5 831	-	105 654	105 668	120 076
JAPAN.....	-	44 356	45 111	50 945	-	330 304	323 634	359 171
OTH CTY.....	-	12 148	12 241	13 627	-	87 327	69 868	102 986
TOTAL.....	-	259 846	248 186	273 263	-	1 683 283	1 667 859	1 838 533
8942520	CHRISTMAS ORNAMENTS, OF GLASS, TINSEL ETC AND FESTOONING OF METALLIC FABRIC, ETC							
COLOMB.....	-	31 863	31 863	39 308	-	73 899	73 899	91 232
W GERM.....	-	79 632	79 170	85 935	-	196 655	196 701	219 317
AUSTRIA.....	-	51 296	52 167	58 040	-	66 190	67 061	74 842
POLAND.....	-	24 622	24 622	27 502	-	289 771	289 563	330 081
ITALY.....	-	13 022	13 174	15 188	-	84 177	84 383	99 111
KOR REP.....	-	1 282	1 282	1 487	-	96 905	96 905	108 363
HG KONG.....	-	264 381	266 553	301 283	-	881 320	881 338	984 172
CHINA T.....	-	176 668	178 009	212 904	-	564 902	526 837	618 159
JAPAN.....	-	206 978	209 680	233 561	-	525 624	541 300	611 932
OTH CTY.....	-	6 081	6 081	7 131	-	34 007	34 063	39 958
TOTAL.....	-	855 825	862 601	982 339	-	2 813 450	2 792 050	3 177 167
8942540	MAGIC TRICK & PRACTICAL JOKE ITEMS, PARTY FAVORS, NOISEMAKERS, PAPER DECORATION & CONFETTI							
MEXICO.....	-	1 000	1 000	1 000	-	33 271	33 350	33 350
GUATMAL.....	-	-	-	-	-	31 220	31 220	33 298
BRAZIL.....	-	-	-	-	-	73 770	73 770	84 803
W GERM.....	-	7 282	7 282	7 845	-	37 357	37 399	41 424
ITALY.....	-	3 933	3 933	4 813	-	37 842	37 680	42 541
KOR REP.....	-	1 485	1 485	1 708	-	69 069	68 926	85 691
HG KONG.....	-	92 397	94 226	106 546	-	465 750	474 117	551 034
CHINA T.....	-	53 095	53 188	59 206	-	467 565	468 393	534 864
JAPAN.....	-	39 176	39 824	44 082	-	500 760	509 328	566 497
OTH CTY.....	-	23 559	23 421	26 504	-	73 767	73 641	83 000
TOTAL.....	-	221 927	224 359	251 704	-	1 790 371	1 807 824	2 056 502
8942605	MODEL TRAINS AND ACCESSORY UNITS, TROLLEY AND BUS MODELS, ALL MADE TO SCALE							
U KING.....	-	1 871	1 871	2 049	-	33 617	33 617	35 754

Table 2. Schedule A Commodity by Country of Origin, Customs, F.a.s., and C.i.f. Values—Continued

(See "Explanation of Statistics" for information on coverage, definitions of Customs, f.a.s., and c.i.f. values, sources of error in the data, OTH CTY (other countries), and other definitions and features of the import statistics. Shipments valued less than \$251 are shown only under Schedule A commodity number 990.0000 and excluded from all other commodities.)

Country of origin	Schedule A commodity number, description and unit of quantity							
	Current month			Cumulative, January to date				
	Net quantity	Value (dollars)			Net quantity	Value (dollars)		
Customs		F.a.s.	C.i.f.	Customs		F.a.s.	C.i.f.	
FRANCE.....	-	28 203	28 153	28 989	-	82 488	82 428	86 917
W GERM.....	-	50 332	49 888	52 424	-	397 398	409 474	423 140
AUSTRIA.....	-	392 585	392 059	413 851	-	3 206 401	3 217 471	3 365 614
ITALY.....	-	193 574	195 786	205 107	-	1 157 320	1 160 976	1 224 387
YUGOSLV.....	-	97 996	97 996	100 246	-	505 493	505 493	520 905
KOR REP.....	-	40 673	41 082	42 329	-	178 438	179 347	187 271
HG KONG.....	-	738 966	655 838	730 680	-	2 826 470	2 652 655	2 844 653
CHINA T.....	-	7 246	7 246	8 353	-	64 955	64 035	74 343
JAPAN.....	-	410 841	412 184	416 201	-	1 756 717	1 760 470	1 781 767
OTH CTY.....	-	3 587	3 632	4 509	-	70 709	67 040	77 864
TOTAL.....	-	1 965 874	1 885 735	2 004 738	-	10 280 006	10 133 006	10 622 615
8942610	CONSTRUCTION KITS OR SETS TO SCALE AND OTHER MODEL BOATS, AIRPLANES, ETC							
CANADA.....	-	17 122	17 279	17 329	-	142 828	143 235	144 324
DENMARK.....	-	19 930	19 506	20 773	-	141 370	141 309	151 835
U KING.....	-	454 427	454 446	477 265	-	3 482 148	3 476 163	3 659 477
FRANCE.....	-	36 506	36 506	38 721	-	108 191	108 330	117 706
W GERM.....	-	160 571	160 812	172 822	-	740 007	737 479	812 142
AUSTRIA.....	-	1 435	1 435	1 632	-	67 378	67 447	73 704
SPAIN.....	-	31 409	31 479	38 821	-	164 109	164 336	196 551
ITALY.....	-	4 728	4 734	5 641	-	129 284	129 615	143 978
KOR REP.....	-	-	-	-	-	46 224	46 224	49 685
HG KONG.....	-	249 999	239 304	266 778	-	1 091 790	1 047 507	1 164 825
CHINA T.....	-	29 743	29 849	40 018	-	269 459	272 423	341 799
JAPAN.....	-	301 116	301 477	332 162	-	1 402 352	1 397 379	1 584 980
OTH CTY.....	-	22 471	22 641	24 300	-	161 192	165 689	180 000
TOTAL.....	-	1 329 457	1 319 468	1 436 262	-	7 946 332	7 897 136	8 621 006
8942615	STUFFED TOY ANIMATE OBJECTS EXCEPT DOLLS, NOT HAVING SPRING MECHANISM (NO)							
CANADA.....	15 112	71 020	70 158	70 675	35 608	130 096	126 868	127 515
MEXICO.....	45 228	36 517	36 267	36 267	305 772	347 090	345 874	346 456
W GERM.....	3 898	19 623	19 596	20 555	43 644	184 175	184 958	192 301
AUSTRIA.....	5 600	14 686	14 686	15 300	16 498	48 762	48 778	50 393
KOR REP.....	226 864	138 440	135 404	157 859	1 726 220	961 247	955 702	1 114 843
HG KONG.....	75 228	21 729	21 707	26 067	333 954	110 699	111 729	133 534
CHINA T.....	221 979	88 401	88 629	107 285	2 123 511	663 202	663 900	825 101
JAPAN.....	96 264	53 515	54 903	63 629	836 892	408 590	413 075	470 231
OTH CTY.....	12 862	13 086	13 136	15 638	91 433	102 037	102 165	117 743
TOTAL.....	703 035	457 017	454 486	513 275	5 513 532	2 955 898	2 953 049	3 378 117
8942620	METAL AND OTHER TOY ANIMATE OBJECTS NSPF, NOT HAVING A SPRING MECHANISM AND NOT STUFFED (NO)							
MEXICO.....	84 365	94 940	95 046	95 046	774 695	475 228	475 433	465 433
HAITI.....	-	-	-	-	83 276	33 832	33 832	36 599
U KING.....	17 515	31 765	30 536	33 649	495 839	118 677	116 732	129 031
W GERM.....	46 960	26 969	26 996	28 641	1 391 159	250 557	251 147	268 251
ITALY.....	1 747	3 576	3 576	4 008	133 745	30 281	30 685	36 519
KOR REP.....	145 243	68 437	68 460	78 531	1 542 304	602 659	604 682	683 224
HG KONG.....	7 882 607	834 222	834 966	977 871	54 242 912	3 559 185	3 539 528	4 104 415
CHINA T.....	959 624	212 347	212 834	234 006	5 290 898	949 556	950 245	1 058 901
JAPAN.....	380 488	162 048	166 471	183 313	2 262 294	573 404	589 484	657 702
OTH CTY.....	50 700	18 807	18 923	20 338	229 295	92 931	93 034	99 692
TOTAL.....	9 569 249	1 453 111	1 457 808	1 655 403	66 446 417	6 686 310	6 684 802	7 539 767
8942625	METAL AND OTHER TOY ANIMATE OBJECTS NSPF, HAVING A SPRING MECHANISM (NO)							
KOR REP.....	2 028	4 808	4 808	5 565	55 932	85 773	85 773	98 312
HG KONG.....	151 920	48 587	49 232	56 156	751 121	170 818	172 040	198 197
JAPAN.....	30 464	22 602	23 156	25 534	351 976	161 395	166 411	183 430
OTH CTY.....	6 267	8 473	8 473	9 025	50 017	58 972	58 995	62 174
TOTAL.....	190 679	84 470	85 669	96 280	1 217 046	476 958	483 219	542 113
8942630	TOY MUSICAL INSTRUMENTS							
ITALY.....	-	125 893	127 944	144 806	-	163 063	165 681	186 813
HG KONG.....	-	94 371	95 920	113 905	-	401 385	408 776	494 401
CHINA T.....	-	4 649	4 678	5 526	-	35 574	35 990	42 736
JAPAN.....	-	36 766	38 130	43 390	-	236 637	247 569	286 127
OTH CTY.....	-	8 777	8 820	9 813	-	17 660	17 798	21 273
TOTAL.....	-	270 456	275 492	317 440	-	854 319	875 814	1 031 350
8942635	TOYS NSPF, HAVING A SPRING MECHANISM (NO)							
KOR REP.....	145 512	77 371	74 212	78 825	501 168	344 012	329 500	355 070
HG KONG.....	425 132	256 660	258 494	298 981	1 130 449	638 859	642 361	747 968
JAPAN.....	246 012	136 890	136 460	144 466	617 320	351 479	340 508	365 618
OTH CTY.....	7 228	13 164	13 335	14 247	36 169	32 856	33 032	36 282
TOTAL.....	823 884	484 085	482 501	536 519	2 285 106	1 367 206	1 345 401	1 504 938
8942640	TOYS, INFLATABLE, RUBBER OR PLASTIC, NSPF							
MEXICO.....	-	108 269	108 640	108 640	-	419 572	420 948	421 402
KOR REP.....	-	9 480	9 480	9 936	-	37 167	37 167	38 927
HG KONG.....	-	6 931	6 931	7 789	-	88 872	84 729	94 122
CHINA T.....	-	163 692	165 496	180 876	-	779 082	783 355	860 105
OTH CTY.....	-	7 568	7 593	8 153	-	45 446	48 215	53 356
TOTAL.....	-	295 940	298 140	315 394	-	1 370 139	1 374 414	1 467 912

Table 2. Schedule A Commodity by Country of Origin, Customs, F.a.s., and C.i.f. Values—Continued

(See "Explanation of Statistics" for information on coverage, definitions of Customs, f.a.s., and c.i.f. values, sources of error in the data, OTH CTY (other countries), and other definitions and features of the import statistics. Shipments valued less than \$251 are shown only under Schedule A commodity number 990.0000 and excluded from all other commodities.)

Country of origin	Schedule A commodity number, description and unit of quantity							
	Current month			Cumulative, January to date				
	Net quantity	Value (dollars)			Net quantity	Value (dollars)		
Customs		F.a.s.	C.i.f.	Customs		F.a.s.	C.i.f.	
8942645	TOYS, RUBBER OR PLASTIC NSPF, NOT HAVING A SPRING MECHANISM, ETC							
MEXICO.....	-	77 313	77 313	77 313	-	197 161	196 588	196 874
HAITI.....	-	-	-	-	-	53 082	42 744	48 216
U KING.....	-	88 801	88 573	97 144	-	343 807	343 140	390 968
W GERM.....	-	21 454	21 444	22 551	-	147 415	148 015	159 539
SPAIN.....	-	21 253	21 252	24 827	-	72 580	72 637	80 542
ITALY.....	-	46 514	46 393	54 228	-	143 539	142 991	161 423
SINGAPR.....	-	16 404	16 552	19 270	-	105 708	106 687	121 803
KOR REP.....	-	13 907	13 860	16 509	-	204 562	202 853	238 613
HG KONG.....	-	2 654 998	2 683 685	3 216 086	-	12 535 577	12 665 959	15 147 148
CHINA T.....	-	157 083	157 265	181 806	-	877 129	880 233	1 023 458
JAPAN.....	-	344 447	347 071	385 903	-	1 256 173	1 265 588	1 407 015
AUSTRAL.....	-	17 013	17 013	17 995	-	121 093	121 093	131 345
OTH CTY.....	-	73 249	77 036	83 860	-	168 371	172 842	194 024
TOTAL.....	-	3 532 436	3 567 457	4 197 492	-	16 226 197	16 361 370	19 300 968
8942650	TOYS HAVING A FRICTION OR WEIGHT OPERATED MOTOR, NSPF (NO)							
HG KONG.....	1 349 002	694 454	677 029	757 424	5 227 777	2 608 520	2 549 873	2 819 786
JAPAN.....	240 524	71 788	73 587	82 957	1 284 332	321 226	331 695	366 135
OTH CTY.....	9 550	6 863	6 888	7 463	54 447	35 063	35 279	38 511
TOTAL.....	1 599 076	773 105	757 504	847 844	6 566 556	2 964 809	2 916 847	3 224 432
8942655	TOYS HAVING AN ELECTRIC MOTOR, NSPF (NO)							
HG KONG.....	230 775	276 529	279 903	322 794	877 570	878 892	885 974	1 023 381
JAPAN.....	112 634	244 049	246 563	275 164	272 165	459 942	463 865	521 243
OTH CTY.....	12 055	27 632	27 348	30 899	47 035	96 267	95 549	106 415
TOTAL.....	355 464	548 210	553 814	628 857	1 196 770	1 435 101	1 445 388	1 651 039
8942665	TOY ALPHABET AND BUILDING BLOCKS, TOY BOOKS, AND TOYS FOR PETS OF RUBBER OR PLASTIC							
CANADA.....	-	22 456	22 692	22 692	-	630 114	638 720	638 730
DENMARK.....	-	380 092	380 092	401 771	-	4 834 999	4 834 999	5 112 124
U KING.....	-	61 716	61 761	65 602	-	140 116	139 549	151 164
W GERM.....	-	18 927	18 946	20 612	-	166 657	166 846	179 423
SPAIN.....	-	52 689	52 689	57 501	-	259 298	259 298	278 430
KOR REP.....	-	14 737	15 091	17 161	-	54 427	54 781	63 987
HG KONG.....	-	50 102	50 960	60 539	-	337 522	339 382	399 338
CHINA T.....	-	22 125	22 125	25 385	-	167 869	168 446	193 539
JAPAN.....	-	29 694	29 807	33 476	-	179 227	183 422	204 861
OTH CTY.....	-	2 434	2 428	3 213	-	57 519	57 556	65 001
TOTAL.....	-	654 972	656 591	707 952	-	6 827 750	6 842 999	7 286 597
8942670	TOYS AND TOY PARTS NSPF							
CANADA.....	-	38 466	38 496	38 650	-	125 494	126 204	127 071
MEXICO.....	-	115 509	115 560	115 611	-	289 669	287 561	287 867
SALVADR.....	-	17 347	17 347	17 766	-	67 933	67 455	69 420
HAITI.....	-	244 884	225 203	242 144	-	1 007 598	959 257	1 023 606
DOM REP.....	-	22 504	21 628	23 252	-	142 072	138 134	148 724
COLOMB.....	-	17 619	17 619	18 178	-	41 875	41 875	43 315
SWEDEN.....	-	92 551	91 657	102 040	-	236 623	235 696	261 358
NORWAY.....	-	18 284	18 284	20 459	-	33 643	33 643	37 599
DENMARK.....	-	31 985	31 985	33 543	-	58 436	58 054	61 549
U KING.....	-	383 822	383 888	404 008	-	1 384 238	1 362 028	1 465 099
NETHLDS.....	-	1 822	1 822	1 901	-	33 825	33 896	37 085
FRANCE.....	-	22 708	22 708	23 451	-	62 420	62 444	67 120
W GERM.....	-	101 003	100 455	108 296	-	377 778	377 659	407 816
E. GERM.....	-	10 232	10 232	11 259	-	32 697	32 540	36 160
AUSTRIA.....	-	21 607	21 626	22 504	-	56 762	57 009	59 631
SPAIN.....	-	122 509	122 509	131 933	-	255 039	254 295	273 712
ITALY.....	-	99 778	99 799	108 078	-	982 395	961 644	1 040 452
YUGOSLV.....	-	-	-	-	-	56 620	56 307	62 024
MALAYSIA.....	-	3 852	3 852	4 252	-	93 057	93 057	100 054
SINGAPR.....	-	36 408	36 396	38 045	-	162 478	153 807	160 207
KOR REP.....	-	268 509	268 242	288 567	-	1 481 782	1 483 299	1 618 950
HG KONG.....	-	1 336 294	1 347 383	1 548 829	-	5 214 545	5 214 591	6 054 622
CHINA T.....	-	381 935	381 608	437 397	-	1 880 461	1 883 650	2 160 631
JAPAN.....	-	929 730	922 939	1 036 441	-	2 919 514	2 848 982	3 167 643
OTH CTY.....	-	35 949	35 773	42 550	-	175 946	176 858	208 339
TOTAL.....	-	4 355 307	4 337 011	4 819 154	-	17 172 900	17 019 945	18 980 054
8943510	RIFLES, INCLUDING MILITARY, NEW OR USED (NO)							
CANADA.....	935	52 401	52 584	52 584	3 060	165 763	166 237	166 364
BRAZIL.....	810	20 210	20 210	21 245	8 670	173 502	173 839	180 271
SWEDEN.....	-	-	-	-	716	88 947	88 947	92 898
FINLAND.....	1 144	141 748	115 206	117 965	5 955	703 133	657 745	681 490
U KING.....	-	-	-	-	2 593	256 982	256 982	263 131
BELGIUM.....	1 802	371 824	371 824	374 113	4 919	1 064 980	1 064 990	1 071 490
W GERM.....	1 934	278 542	278 542	284 394	5 556	836 071	836 071	852 356
AUSTRIA.....	-	-	-	-	109	31 619	31 645	33 036
SWITZLD.....	3	1 734	1 734	1 897	176	44 736	44 736	45 923
ITALY.....	100	4 121	4 121	4 523	425	32 707	32 707	34 706
PHIL R.....	200	6 300	6 300	6 510	1 221	36 551	36 551	37 917
KOR REP.....	-	-	-	-	806	33 778	33 778	34 848
JAPAN.....	8 637	734 412	734 412	742 319	37 157	3 297 235	3 290 195	3 326 627
OTH CTY.....	4	286	286	346	361	31 313	31 313	34 330
TOTAL.....	15 569	1 611 578	1 585 219	1 605 896	71 724	8 797 317	8 745 736	8 855 387

Table 2. Schedule A Commodity by Country of Origin, Customs, F.a.s., and C.i.f. Values—Continued

(See "Explanation of Statistics" for information on coverage, definitions of Customs, f.a.s., and c.i.f. values, sources of error in the data, OTH CTY (other countries), and other definitions and features of the import statistics. Shipments valued less than \$251 are shown only under Schedule A commodity number 990.0000 and excluded from all other commodities.)

Country of origin	Schedule A commodity number, description and unit of quantity							
	Current month				Cumulative, January to date			
	Net quantity	Value (dollars)			Net quantity	Value (dollars)		
Customs		F.a.s.	C.i.f.	Customs		F.a.s.	C.i.f.	
8943520	SHOTGUNS AND SHOTGUN-RIFLE COMBINATIONS							(NO)
CANADA.....	4 970	141 105	141 597	141 597	32 635	912 981	918 539	916 087
BRAZIL.....	10 444	287 740	287 740	314 305	36 736	930 522	930 522	1 016 707
FINLAND.....	685	97 250	97 250	99 215	3 551	426 433	426 433	435 475
U KING.....	2	1 414	1 414	1 505	21	55 207	55 207	56 238
BELGIUM.....	25	12 521	12 521	12 704	141	185 201	185 201	187 407
W GERM.....	68	45 236	45 236	46 095	273	183 927	183 934	187 163
USSR.....	-	-	-	-	2 000	72 214	72 214	76 000
SPAIN.....	1 414	112 718	112 182	115 905	8 772	759 544	755 341	782 868
ITALY.....	946	191 347	191 347	194 915	10 210	1 835 479	1 834 533	1 874 366
JAPAN.....	8 090	1 119 033	1 113 847	1 139 221	38 559	5 745 815	5 718 661	5 806 487
OTH CTY.....	24	14 260	14 260	14 689	260	64 853	64 853	67 658
TOTAL.....	26 668	2 022 624	2 017 394	2 080 151	133 158	11 172 176	11 145 438	11 406 456
8943540	FIREARMS, NSPF INCLUDING FLARE & HARPOON GUNS ETC, AND PARTS THEREOF							
U KING.....	-	84 315	84 408	86 270	-	326 772	326 952	337 241
BELGIUM.....	-	47 454	47 601	50 670	-	316 173	316 334	337 300
FRANCE.....	-	-	-	-	-	30 150	30 150	32 961
W GERM.....	-	13 547	13 587	13 789	-	174 703	174 839	177 913
SPAIN.....	-	155 808	155 912	164 944	-	934 897	935 151	992 587
ITALY.....	-	482 797	482 796	506 626	-	1 727 814	1 722 157	1 814 439
KOR REP.....	-	4 896	4 896	5 218	-	84 142	84 142	88 302
JAPAN.....	-	209 275	209 275	216 589	-	767 854	767 854	803 862
OTH CTY.....	-	11 500	11 496	12 062	-	87 529	87 428	90 348
TOTAL.....	-	1 009 592	1 009 971	1 056 168	-	4 450 034	4 445 007	4 674 953
8943550	ARMS OTHER THAN SIDE AND FIREARMS, AND PARTS							
U KING.....	-	9 800	9 800	10 201	-	93 959	93 959	100 273
FRANCE.....	-	11 958	11 958	13 067	-	116 019	116 019	124 571
W GERM.....	-	22 499	22 531	23 204	-	93 229	93 483	97 748
SPAIN.....	-	16 467	16 467	17 973	-	76 105	76 116	84 682
ITALY.....	-	38 319	38 319	39 859	-	63 807	63 807	67 170
OTH CTY.....	-	6 122	6 122	6 386	-	34 071	34 137	35 511
TOTAL.....	-	105 165	105 197	110 690	-	477 190	477 521	509 955
8943570	GUNSTOCKS, GUNBARRELS AND PARTS FOR GUNS NSPF							
CANADA.....	-	40 146	40 192	40 192	-	407 673	407 640	408 450
FINLAND.....	-	74 105	74 105	74 726	-	321 964	321 964	331 217
BELGIUM.....	-	382 107	382 107	387 379	-	1 997 486	1 997 486	2 016 029
W GERM.....	-	65 237	64 699	66 164	-	403 234	402 361	411 723
PORTUGL.....	-	418 911	418 911	424 551	-	1 936 877	1 936 877	1 975 914
ITALY.....	-	421 508	421 508	430 754	-	907 708	912 708	941 030
YUGOSLV.....	-	223 728	223 728	225 994	-	365 521	365 521	369 321
KOR REP.....	-	198 632	198 632	202 130	-	732 172	732 172	745 422
JAPAN.....	-	295 278	295 269	299 895	-	1 323 140	1 323 025	1 347 670
OTH CTY.....	-	9 055	9 054	9 903	-	37 831	37 830	40 631
TOTAL.....	-	2 128 707	2 128 205	2 161 688	-	8 433 606	8 437 584	8 587 407
8944110	SNELLED FISHHOOKS							
MEXICO.....	-	28 065	25 615	28 064	-	247 643	233 763	247 567
SINGAPR.....	-	14 852	14 852	16 166	-	55 053	55 053	59 723
KOR REP.....	-	7 380	7 380	8 121	-	136 866	136 869	153 379
CHINA T.....	-	35 151	33 247	36 700	-	233 516	228 529	253 568
JAPAN.....	-	6 812	6 824	7 167	-	125 738	127 358	135 350
OTH CTY.....	-	4 320	4 320	4 488	-	24 416	24 339	25 932
TOTAL.....	-	96 580	92 238	100 706	-	823 232	805 911	875 519
8944120	FISHHOOKS NSPF							
NORWAY.....	-	234 079	232 219	235 616	-	1 922 702	1 926 937	1 957 752
U KING.....	-	22 242	22 242	22 501	-	82 890	82 890	84 788
FRANCE.....	-	21 084	18 338	18 529	-	36 576	33 830	34 181
CHINA T.....	-	18 973	18 973	19 813	-	143 872	143 856	151 447
JAPAN.....	-	13 923	14 076	15 017	-	259 794	261 573	278 176
OTH CTY.....	-	4 359	4 363	4 801	-	47 219	47 596	51 843
TOTAL.....	-	314 660	310 211	316 277	-	2 493 053	2 496 662	2 558 187
8944130	ARTIFICIAL BAIT AND FLIES							(DOZ)
CANADA.....	452	3 150	3 165	3 189	8 775	63 257	63 251	63 414
MEXICO.....	15 710	13 520	13 440	13 520	131 394	101 371	100 508	101 764
GUATMAL.....	9 763	18 251	18 382	18 318	43 003	82 710	82 928	83 344
SALVADR.....	20 116	32 228	32 228	33 297	26 215	47 645	45 671	49 248
HAITI.....	24 237	11 568	10 803	11 178	87 013	41 122	39 036	40 186
SWEDEN.....	2 100	4 396	4 396	4 438	50 465	198 242	198 242	201 632
FINLAND.....	16 729	137 953	137 953	139 762	79 865	626 570	626 570	636 279
FRANCE.....	-	-	-	-	45 107	156 476	156 765	159 892
ITALY.....	-	-	-	-	29 958	53 106	53 106	55 126
HG KONG.....	3 503	4 393	4 393	4 709	123 962	135 644	136 675	143 997
CHINA T.....	22 350	9 155	9 155	9 255	533 325	398 119	398 503	413 553
JAPAN.....	49 777	46 294	46 310	49 206	485 597	525 989	528 348	556 119
OTH CTY.....	34 365	29 281	29 281	30 355	66 351	54 458	54 458	57 466
TOTAL.....	199 102	310 189	309 506	317 227	1 711 030	2 484 709	2 484 061	2 562 020

Table 2. Schedule A Commodity by Country of Origin, Customs, F.a.s., and C.i.f. Values—Continued

(See "Explanation of Statistics" for information on coverage, definitions of Customs, f.a.s., and c.i.f. values, sources of error in the data, OTH CTY (other countries), and other definitions and features of the import statistics. Shipments valued less than \$251 are shown only under Schedule A commodity number 990.0000 and excluded from all other commodities.)

Country of origin	Schedule A commodity number, description and unit of quantity							
	Net quantity	Current month			Net quantity	Cumulative, January to date		
		Value (dollars)				Value (dollars)		
	Customs	F.a.s.	C.i.f.	Customs	F.a.s.	C.i.f.		
8944140	FISHING RODS AND PARTS							
JAMAICA.....	-	-	-	-	360 576	360 423	366 755	
HAITI.....	-	15 566	15 572	15 832	-	156 422	158 163	
U KING.....	-	13 581	13 581	13 770	-	55 301	56 298	
W GERM.....	-	8 800	8 800	8 900	-	50 207	50 202	
PORTUGL.....	-	138 138	138 085	143 819	-	703 990	731 324	
KOR REP.....	-	166 051	166 448	174 112	-	1 255 519	1 316 289	
CHINA T.....	-	195 820	194 408	203 195	-	1 478 976	1 559 301	
JAPAN.....	-	141 760	142 518	153 084	-	3 300 477	3 464 023	
OTH CTY.....	-	-	-	-	-	18 647	20 190	
TOTAL.....	-	679 716	679 412	712 712	-	7 380 115	7 722 545	
8944150	FISHING REELS (NO)							
SWEDEN.....	43 008	777 375	777 375	799 802	287 973	3 966 579	3 966 579	4 041 589
U KING.....	2 242	32 224	32 224	32 953	11 488	149 889	149 859	152 961
FRANCE.....	123 616	889 317	889 317	915 805	617 290	4 558 416	4 558 544	4 693 658
W GERM.....	-	-	-	-	130 584	1 407 012	1 407 094	1 445 884
ITALY.....	77	8 518	8 518	8 878	1 605	33 590	33 590	35 594
KOR REP.....	32 500	53 860	53 860	57 656	289 786	471 022	471 413	505 604
HG KONG.....	96	294	305	416	386 193	597 415	598 181	635 182
CHINA T.....	43 270	65 616	65 616	68 506	234 058	490 094	488 095	515 190
JAPAN.....	140 445	481 154	482 272	507 130	1 648 419	5 515 011	5 540 075	5 804 406
OTH CTY.....	264	2 804	2 804	2 860	270	3 107	3 112	3 168
TOTAL.....	385 518	2 311 162	2 312 291	2 394 008	3 607 666	17 192 135	17 216 542	17 834 158
8944160	FISHING TACKLE AND PARTS INCLUDING NETS, FISHING CASTS OR LEADERS ETC							
CANADA.....	-	5 012	4 636	4 652	-	82 355	81 550	81 764
MEXICO.....	-	2 998	2 998	2 998	-	34 101	34 327	34 327
SALVADR.....	-	-	-	-	-	156 913	156 914	161 336
SWEDEN.....	-	32 236	32 342	33 644	-	423 128	423 224	429 699
U KING.....	-	4 202	4 202	4 342	-	43 899	43 900	45 443
FRANCE.....	-	38 133	38 133	40 695	-	476 446	477 125	490 103
W GERM.....	-	27 334	27 334	28 186	-	231 975	231 842	242 469
PORTUGL.....	-	4 782	4 782	4 936	-	88 804	87 792	89 932
KOR REP.....	-	41 338	41 338	43 636	-	455 041	456 935	478 128
HG KONG.....	-	6 932	6 993	7 151	-	280 246	289 132	324 332
CHINA T.....	-	63 930	64 761	73 591	-	1 552 533	1 559 222	1 682 478
JAPAN.....	-	214 251	214 487	224 907	-	2 537 916	2 551 172	2 703 818
OTH CTY.....	-	9 962	9 956	11 345	-	71 289	71 263	78 117
TOTAL.....	-	451 110	451 962	481 083	-	6 434 646	6 464 418	6 841 946
8944305	BADMINTON EQUIPMENT AND PARTS							
U KING.....	-	26 137	26 137	30 575	-	161 425	161 425	184 700
HG KONG.....	-	8 257	8 291	10 228	-	93 572	94 198	117 607
CHINA T.....	-	134 973	135 150	162 167	-	2 243 717	2 255 249	2 792 327
JAPAN.....	-	21 668	22 067	23 449	-	220 224	225 953	246 190
OTH CTY.....	-	-	-	-	-	13 563	13 563	15 175
TOTAL.....	-	191 035	191 645	226 419	-	2 732 501	2 750 388	3 355 999
8944310	BASEBALLS AND SOFTBALLS (NO)							
JAMAICA.....	41 988	16 232	16 232	17 183	1 058 244	452 188	452 171	466 730
HAITI.....	1 564 396	1 183 557	1 139 066	1 185 378	10 537 440	8 032 960	7 840 010	8 157 955
LW W I.....	-	-	-	-	88 056	45 732	45 732	46 990
KOR REP.....	-	-	-	-	22 696	69 400	69 400	76 573
CHINA T.....	43 680	10 157	10 131	11 008	664 772	218 582	219 525	240 933
JAPAN.....	15 120	16 140	16 140	17 053	326 392	133 979	134 331	143 804
OTH CTY.....	20 124	7 323	7 323	8 159	82 452	37 538	37 458	39 609
TOTAL.....	1 685 308	1 233 409	1 188 897	1 238 781	12 780 052	8 990 374	8 798 627	9 172 594
8944315	GOLF EQUIPMENT AND PARTS							
CANADA.....	-	18 018	16 376	16 376	-	141 697	138 940	139 190
MEXICO.....	-	255 241	255 241	255 241	-	1 427 571	1 427 581	1 427 551
U KING.....	-	90 227	90 227	96 931	-	749 887	750 013	799 282
SPAIN.....	-	235 358	235 358	239 942	-	1 758 021	1 758 021	1 802 963
PORTUGL.....	-	24 828	24 828	25 859	-	190 981	190 981	196 369
ITALY.....	-	57 626	57 541	59 230	-	674 737	674 226	691 325
PHIL R.....	-	346 429	298 829	349 727	-	1 471 449	1 246 836	1 519 842
KOR REP.....	-	183 723	183 959	201 282	-	939 222	940 134	1 042 000
HG KONG.....	-	12 084	12 084	13 538	-	81 216	82 331	92 671
CHINA T.....	-	95 003	95 003	98 330	-	464 580	465 162	481 182
JAPAN.....	-	576 631	577 107	598 036	-	3 360 249	3 365 541	3 505 678
OTH CTY.....	-	3 348	3 348	3 596	-	22 251	22 251	25 621
TOTAL.....	-	1 898 516	1 849 901	1 958 088	-	11 281 861	11 062 017	11 723 674
8944320	HOCKEY EQUIPMENT AND PARTS OF, FOR FIELD AND ICE HOCKEY, EXCEPT SKATES							
CANADA.....	-	609 382	596 989	615 809	-	2 671 975	2 515 255	2 677 388
BARBADO.....	-	23 373	23 720	24 932	-	101 923	103 719	107 626
SWEDEN.....	-	97 627	97 627	100 958	-	179 039	178 423	189 931
FINLAND.....	-	90 114	89 197	92 054	-	732 220	702 842	741 048
U KING.....	-	53 289	53 589	55 712	-	228 189	229 959	239 542
CZECHO.....	-	15 389	15 456	15 450	-	41 534	41 841	50 786
INDIA.....	-	7 763	8 367	9 412	-	47 593	48 216	60 077
KOR REP.....	-	2 634	2 721	2 895	-	39 064	39 443	45 058

Table 2. Schedule A Commodity by Country of Origin, Customs, F.a.s., and C.i.f. Values—Continued

(See "Explanation of Statistics" for information on coverage, definitions of Customs, f.a.s., and c.i.f. values, sources of error in the data, OTH CTY (other countries), and other definitions and features of the import statistics. Shipments valued less than \$251 are shown only under Schedule A commodity number 990.0000 and excluded from all other commodities.)

Country of origin	Schedule A commodity number, description and unit of quantity							
	Current month				Cumulative, January to date			
	Net quantity	Value (dollars)			Net quantity	Value (dollars)		
		Customs	F.a.s.	C.i.f.		Customs	F.a.s.	C.i.f.
CHINA T.....	-	19 158	19 161	20 055	-	227 901	232 138	255 586
OTH CTY.....	-	19 512	19 512	21 346	-	67 160	67 162	74 217
TOTAL.....	-	938 241	926 339	964 623	-	4 336 598	4 158 998	4 441 259
8944325	LAWN TENNIS RACKETS, STRUNG OR NOT				(NO)			
U KING.....	14 187	110 250	96 959	109 738	125 976	951 363	846 590	989 646
BELGIUM.....	171 581	1 295 894	1 295 893	1 363 243	872 129	6 410 776	6 410 768	6 783 745
FRANCE.....	-	-	-	-	4 928	56 196	56 196	58 704
AUSTRIA.....	572	15 001	15 001	15 298	6 272	145 137	145 137	150 303
ITALY.....	1 675	12 565	12 565	13 448	23 892	270 906	270 907	286 603
INDIA.....	-	-	-	-	15 720	57 027	56 090	63 070
PAKISTN.....	63 366	87 504	87 339	99 412	967 487	1 255 915	1 262 699	1 455 550
KOR REP.....	10 608	47 205	47 205	50 157	54 183	247 299	247 299	267 233
CHINA T.....	240 437	791 371	797 326	844 484	2 466 269	7 940 255	7 984 334	8 447 634
JAPAN.....	27 043	249 476	250 705	265 019	280 948	2 232 602	2 232 243	2 349 135
AUSTRAL.....	2 872	37 354	37 354	38 821	13 624	189 043	189 043	195 770
OTH CTY.....	1 939	10 680	10 776	11 239	6 593	39 896	40 072	42 231
TOTAL.....	534 280	2 657 300	2 651 123	2 810 859	4 838 021	19 796 415	19 741 378	21 089 824
8944330	LAWN TENNIS EQUIPMENT AND PARTS, NES							
CANADA.....	-	66 669	67 922	67 922	-	280 101	283 023	283 453
SWEDEN.....	-	17 763	17 763	19 152	-	198 780	192 203	208 300
U KING.....	-	248 610	237 879	257 796	-	2 922 539	2 798 675	3 036 661
IRELAND.....	-	70 800	70 800	74 174	-	610 938	610 607	648 644
FRANCE.....	-	140 793	140 950	143 033	-	750 171	750 328	762 328
W GERM.....	-	74 134	74 134	75 457	-	306 719	306 719	312 368
SPAIN.....	-	13 505	13 505	14 213	-	145 590	145 590	156 268
PAKISTN.....	-	-	-	-	-	48 809	48 824	53 737
PHIL R.....	-	10 711	9 430	11 357	-	40 588	37 932	46 127
KOR REP.....	-	37 664	37 664	40 763	-	522 178	519 991	567 857
HG KONG.....	-	9 256	9 256	9 839	-	92 722	102 787	108 396
CHINA T.....	-	22 174	21 472	23 801	-	500 755	499 947	610 140
JAPAN.....	-	158 032	158 086	168 444	-	726 153	726 289	768 406
AUSTRAL.....	-	100 603	100 603	104 700	-	388 402	386 210	407 429
REP SAF.....	-	1 487	1 487	1 542	-	108 135	87 275	98 466
OTH CTY.....	-	4 953	4 953	5 358	-	17 722	17 722	19 259
TOTAL.....	-	977 154	965 904	1 017 551	-	7 660 302	7 514 122	8 087 839
8944335	ICE-SKATES, HAVING FOOTWEAR ATTACHED				(PR)			
CANADA.....	12 305	471 469	453 279	475 511	43 004	1 415 784	1 375 357	1 429 653
KOR REP.....	13 008	23 706	23 706	25 985	79 355	143 672	144 323	159 048
CHINA T.....	13 548	61 237	64 299	70 735	13 548	61 237	64 299	70 735
OTH CTY.....	-	-	-	-	2 662	14 875	14 884	15 842
TOTAL.....	38 861	556 412	541 284	572 231	138 569	1 635 568	1 598 863	1 675 278
8944340	ICE-SKATES, WITHOUT ATTACHED FOOTWEAR				(PR)			
U KING.....	14 660	59 306	59 502	60 768	43 011	197 554	198 207	202 027
JAPAN.....	-	-	-	-	179 294	268 646	279 225	295 355
OTH CTY.....	841	4 034	3 809	4 076	3 413	14 134	13 909	14 410
TOTAL.....	15 501	63 340	63 311	64 844	225 718	480 334	491 341	511 792
8944345	ICE-SKATE PARTS, INCLUDING BLADES							
CANADA.....	-	32 746	32 964	32 964	-	861 561	866 026	866 040
U KING.....	-	20 933	20 933	21 345	-	85 067	85 067	87 216
JAPAN.....	-	-	-	-	-	155 274	155 668	166 167
OTH CTY.....	-	271	271	281	-	271	271	281
TOTAL.....	-	53 950	54 168	54 590	-	1 102 173	1 107 032	1 119 704
8944352	TOBOGGANS				(NO)			
OTH CTY.....	-	-	-	-	101	737	807	807
TOTAL.....	-	-	-	-	101	737	807	807
8944357	SKIS AND SNOWSHOES				(PR)			
CANADA.....	450	8 040	8 084	8 084	2 048	32 529	31 475	32 351
NORWAY.....	68	1 904	1 904	2 539	20 089	476 456	476 816	498 997
FINLAND.....	-	-	-	-	3 277	83 834	83 851	92 632
FRANCE.....	27 761	1 592 422	1 592 422	1 608 706	53 103	3 130 297	3 126 997	3 188 700
W GERM.....	150	9 209	9 209	10 580	1 869	68 731	68 377	75 800
AUSTRIA.....	19 945	647 968	647 968	659 849	42 485	1 377 808	1 377 193	1 421 434
SWITZLD.....	-	-	-	-	568	43 891	43 891	46 861
ITALY.....	-	-	-	-	775	41 635	41 635	47 722
YUGOSLV.....	18	1 525	1 525	1 559	4 686	129 414	134 071	141 884
JAPAN.....	5 710	47 860	47 860	51 865	6 551	81 640	80 580	87 434
OTH CTY.....	20	545	545	729	1 608	25 840	25 841	29 661
TOTAL.....	54 122	2 309 473	2 309 517	2 343 911	137 059	5 492 075	5 490 727	5 663 476
8944360	SNOW SPORTING EQUIPMENT AND PARTS, NSPF							
CANADA.....	-	37 792	38 347	38 347	-	43 878	44 548	44 558
SWEDEN.....	-	-	-	-	-	30 301	30 369	34 270
NORWAY.....	-	-	-	-	-	41 239	39 293	42 154
FRANCE.....	-	1 934 623	1 920 319	1 947 876	-	3 152 667	3 073 708	3 186 230
W GERM.....	-	4 897	4 897	5 186	-	298 986	298 052	308 837

Table 2. Schedule A Commodity by Country of Origin,
Customs, F.a.s., and C.i.f. Values—Continued

(See "Explanation of Statistics" for information on coverage, definitions of Customs, f.a.s., and c.i.f. values, sources of error in the data, OTH CTY (other countries), and other definitions and features of the import statistics. Shipments valued less than \$251 are shown only under Schedule A commodity number 990.0000 and excluded from all other commodities.)

Country of origin	Schedule A commodity number, description and unit of quantity							
	Current month				Cumulative, January to date			
	Net quantity	Value (dollars)			Net quantity	Value (dollars)		
Customs		F.a.s.	C.i.f.	Customs		F.a.s.	C.i.f.	
AUSTRIA.....	-	-	-	-	185 136	194 441	199 843	
PHIL R.....	-	29 897	27 109	32 974	175 690	168 060	194 967	
KOR REP.....	-	142 166	144 848	158 334	282 902	285 584	312 745	
HG KONG.....	-	34 837	34 837	36 999	240 505	240 794	256 766	
CHINA T.....	-	114 443	114 443	122 785	224 281	224 281	242 836	
JAPAN.....	-	295 091	295 000	311 509	908 154	911 506	970 575	
OTH CTY.....	-	11 963	11 963	12 369	67 674	67 713	76 196	
TOTAL.....	-	2 605 709	2 591 763	2 666 379	5 651 413	5 578 349	5 869 977	
8944365 BALLS FOR GAMES OR SPORTS NSPF								
MEXICO.....	-	17 046	17 142	17 620	210 360	206 049	207 335	
BRAZIL.....	-	10 696	10 696	11 695	76 315	76 310	82 475	
DENMARK.....	-	22 332	22 332	26 157	149 929	149 240	159 510	
FRANCE.....	-	19 986	19 986	21 279	109 806	109 806	115 669	
W GERM.....	-	32 505	32 641	34 253	63 427	63 594	66 476	
ITALY.....	-	24 825	24 825	26 486	147 952	147 948	158 991	
INDIA.....	-	8 946	8 822	10 510	65 430	65 311	76 183	
PAKISTN.....	-	11 456	11 456	12 265	79 538	79 538	87 251	
KOR REP.....	-	24 636	24 641	27 422	109 986	110 001	128 975	
HG KONG.....	-	6 786	6 845	7 393	56 012	56 439	62 521	
CHINA T.....	-	73 238	73 523	79 904	739 432	744 562	809 502	
JAPAN.....	-	320 127	319 980	350 859	1 333 221	1 337 046	1 473 668	
OTH CTY.....	-	15 250	15 428	16 562	100 516	101 085	107 759	
TOTAL.....	-	587 829	588 317	642 405	3 241 924	3 246 929	3 536 315	
8944370 SPORTING GOODS ETC, PLAYGROUND ETC EQUIPMENT AND PARTS, NSPF								
CANADA.....	-	162 855	160 423	163 224	778 008	775 061	781 960	
MEXICO.....	-	32 914	32 964	32 995	333 050	333 100	333 272	
HAITI.....	-	-	-	-	51 107	51 106	53 245	
BRAZIL.....	-	7 892	7 892	10 275	30 877	30 877	37 091	
SWEDEN.....	-	48 070	48 123	49 551	129 294	129 447	137 940	
FINLAND.....	-	28 884	28 884	32 957	163 090	164 070	184 905	
U KING.....	-	95 641	94 757	104 181	512 343	506 553	559 449	
NETHLDs.....	-	77 945	79 519	85 675	184 820	186 288	205 012	
FRANCE.....	-	23 354	23 363	25 728	268 212	268 278	290 413	
W GERM.....	-	87 036	87 287	93 112	486 074	486 850	521 354	
AUSTRIA.....	-	3 208	3 208	3 513	45 578	45 578	47 073	
SPAIN.....	-	19 763	19 763	21 805	140 580	140 580	156 398	
ITALY.....	-	233 216	233 216	283 856	1 039 224	1 037 505	1 179 457	
INDIA.....	-	7 366	7 366	8 348	93 082	93 082	108 637	
PAKISTN.....	-	29 339	29 267	32 128	231 358	231 474	255 288	
SINGAPR.....	-	-	-	-	40 897	40 592	50 516	
KOR REP.....	-	15 881	15 881	17 618	155 405	155 893	174 530	
HG KONG.....	-	182 271	186 603	221 536	835 754	850 076	991 920	
CHINA T.....	-	144 514	145 283	162 688	831 454	834 572	935 475	
JAPAN.....	-	326 782	328 102	373 496	2 035 721	2 057 308	2 337 423	
OTH CTY.....	-	31 165	31 802	34 187	168 780	169 667	195 003	
TOTAL.....	-	1 558 096	1 563 703	1 756 873	8 554 708	8 587 957	9 536 361	
8951000 STAPLES IN STRIP FORM (LB)								
CANADA.....	21 102	13 743	14 259	14 259	144 872	75 188	75 188	
SWEDEN.....	104 498	38 463	38 463	43 709	1 347 036	565 886	564 531	619 619
U KING.....	10 103	8 878	8 878	9 604	91 934	46 462	51 463	
NETHLDs.....	11 662	7 913	7 913	8 400	105 847	75 471	72 632	80 942
BELGIUM.....	-	-	-	-	539 130	174 876	174 876	188 651
FRANCE.....	49 463	23 576	23 576	25 841	1 276 313	419 522	419 522	456 455
W GERM.....	180 699	122 379	122 379	129 681	1 741 360	1 035 943	1 035 812	1 101 210
AUSTRIA.....	18 109	14 499	14 499	15 776	196 662	147 992	147 992	157 984
ITALY.....	26 381	30 984	30 984	33 120	286 930	286 735	286 735	303 150
JAPAN.....	99 024	36 583	33 997	40 311	338 559	123 978	122 064	138 087
OTH CTY.....	9 869	7 117	7 263	8 218	66 091	45 878	46 134	50 893
TOTAL.....	530 910	304 135	302 211	328 919	6 134 734	2 995 303	2 991 948	3 223 642
8952300 LEADS, PENCIL, CHALK OR CHARCOAL CRAYONS								
CANADA.....	-	3 367	3 367	3 367	91 237	91 642	91 642	
NETHLDs.....	-	17 576	17 576	18 258	82 850	82 918	86 520	
FRANCE.....	-	5 517	5 572	5 722	78 592	76 462	79 002	
W GERM.....	-	41 215	41 683	41 999	414 945	397 514	420 559	
JAPAN.....	-	94 185	94 030	97 477	638 737	637 929	660 216	
OTH CTY.....	-	10 345	10 345	9 115	78 269	78 269	85 468	
TOTAL.....	-	172 205	172 573	175 938	1 384 630	1 364 734	1 423 407	
8952420 PENS, MARKING, WICK-LIKE TIP, OF FELT ETC								
W GERM.....	-	22 764	22 728	24 076	82 433	81 855	88 176	
ITALY.....	-	93 998	94 000	104 905	175 168	175 193	199 875	
ISRAEL.....	-	15 233	15 233	16 912	85 845	85 845	95 167	
JAPAN.....	-	237 412	238 425	254 921	1 211 683	1 212 410	1 286 661	
OTH CTY.....	-	24 610	24 462	26 082	95 335	95 092	100 024	
TOTAL.....	-	394 017	394 848	426 896	1 650 464	1 650 395	1 769 903	
8952440 PENS & PENCILS NES, INCLUDING BALLPOINT, FOUNTAIN AND MECHANICAL, ALSO CASSED PENCILS								
BRAZIL.....	-	-	-	-	35 528	35 528	42 000	
DENMARK.....	-	36 881	36 881	38 471	195 392	194 990	203 784	
U KING.....	-	25 008	24 097	25 291	304 579	302 390	313 647	

Table 2. Schedule A Commodity by Country of Origin, Customs, F.a.s., and C.i.f. Values—Continued

(See "Explanation of Statistics" for information on coverage, definitions of Customs, f.a.s., and c.i.f. values, sources of error in the data, OTH CTY (other countries), and other definitions and features of the import statistics. Shipments valued less than \$251 are shown only under Schedule A commodity number 990.0000 and excluded from all other commodities.)

Country of origin	Schedule A commodity number, description and unit of quantity							
	Current month			Cumulative, January to date				
	Net quantity	Value (dollars)			Net quantity	Value (dollars)		
Customs		F.a.s.	C.i.f.	Customs		F.a.s.	C.i.f.	
FRANCE.....	-	12 589	12 288	12 532	-	805 042	655 667	760 519
W GERM.....	-	136 646	118 943	137 809	-	625 557	509 036	590 990
ITALY.....	-	79 756	79 964	85 867	-	351 829	352 681	381 471
HG KONG.....	-	6 223	6 221	6 932	-	47 744	47 275	52 762
CHINA T.....	-	65 111	65 340	70 118	-	243 416	244 452	261 417
JAPAN.....	-	384 009	385 139	404 665	-	2 289 669	2 292 372	2 411 029
AUSTRAL.....	-	22 653	22 653	23 187	-	195 245	195 246	199 318
OTH CTY.....	-	12 437	12 459	12 929	-	65 922	66 114	70 936
TOTAL.....	-	781 313	763 985	817 801	-	5 159 923	4 895 751	5 287 875
8952460 PEN & PENCIL PARTS NSPF INCLUDING REFILL CARTRIDGES, PEN HOLDERS, & BALL OR STYLO POINTS								
CANADA.....	-	42 295	42 657	42 657	-	232 083	232 851	232 851
U KING.....	-	21 491	21 491	22 531	-	109 101	108 912	113 775
FRANCE.....	-	-	-	-	-	135 595	135 595	138 778
W GERM.....	-	5 992	5 998	6 182	-	52 010	52 031	53 833
SWITZLD.....	-	9 318	9 318	10 987	-	50 089	50 089	54 748
JAPAN.....	-	130 294	130 276	135 031	-	664 395	661 525	691 897
OTH CTY.....	-	1 114	1 114	1 144	-	17 275	17 318	18 221
TOTAL.....	-	210 504	210 854	218 532	-	1 260 548	1 258 321	1 304 103
8959100 INK & INK POWDERS NSPF (LB)								
CANADA.....	9 615	10 238	10 574	10 574	47 682	45 737	46 806	47 197
U KING.....	135 376	136 393	136 393	152 447	802 432	665 057	665 125	741 674
FRANCE.....	190	645	645	892	35 787	40 381	40 523	44 680
W GERM.....	12 358	112 391	104 285	107 828	53 512	324 340	295 774	328 700
SWITZLD.....	16 789	42 581	42 581	44 577	61 006	154 433	154 433	160 861
JAPAN.....	1 922	6 056	6 056	6 420	12 892	44 287	44 201	45 979
N ZEAL.....	-	-	-	-	35 506	49 843	49 843	54 604
OTH CTY.....	1 351	9 366	9 768	10 019	13 617	71 281	72 272	75 599
TOTAL.....	177 601	317 670	310 302	332 757	1 062 434	1 395 359	1 368 977	1 499 294
8960150 PAINTINGS, PASTELS AND DRAWINGS, EXECUTED ENTIRELY BY HAND, WHETHER OR NOT ORIGINAL								
CANADA.....	-	939 671	939 976	940 578	-	3 433 503	3 435 607	3 443 638
MEXICO.....	-	11 372	11 522	11 691	-	556 586	556 789	562 308
HAITI.....	-	16 142	16 142	16 587	-	50 058	50 029	51 479
COLOMB.....	-	15 000	15 000	15 215	-	342 129	342 129	346 130
VENEZ.....	-	99 580	99 580	100 265	-	615 470	615 470	617 045
SWEDEN.....	-	37 665	37 665	38 025	-	77 247	77 247	78 081
NORWAY.....	-	-	-	-	-	382 200	382 390	382 635
DENMARK.....	-	940	940	1 029	-	44 991	44 991	49 382
U KING.....	-	2 912 959	2 914 426	2 931 987	-	19 081 450	19 090 299	19 249 424
IRELAND.....	-	71 439	71 439	72 100	-	140 648	140 648	142 606
NETHLD.....	-	244 050	244 052	247 459	-	4 689 469	4 689 579	4 720 565
BELGUM.....	-	10 728	10 728	11 072	-	2 900 709	2 900 829	2 910 979
FRANCE.....	-	4 291 825	4 287 852	4 320 024	-	33 518 244	33 516 008	33 454 803
W GERM.....	-	810 810	810 873	816 373	-	8 193 475	8 193 816	8 250 450
AUSTRIA.....	-	17 494	17 494	18 624	-	1 286 436	1 286 447	1 299 262
SWITZLD.....	-	749 100	749 100	751 886	-	9 570 435	9 570 582	9 622 405
POLAND.....	-	52 000	52 000	52 587	-	61 815	61 815	63 716
SPAIN.....	-	1 097 283	1 097 284	1 105 090	-	2 590 289	2 590 456	2 613 863
ITALY.....	-	1 806 165	1 806 167	1 832 375	-	3 329 384	3 329 346	3 379 987
LEBANON.....	-	200 000	200 000	201 921	-	200 000	200 000	201 921
IRAN.....	-	-	-	-	-	90 796	90 796	92 289
ISRAEL.....	-	66 950	66 955	67 682	-	218 817	218 822	222 790
INDIA.....	-	3 004	3 004	3 251	-	37 783	37 783	41 004
CHINA M.....	-	-	-	-	-	31 951	32 092	33 939
KOR REP.....	-	41 960	41 960	48 942	-	279 594	279 494	321 797
HG KONG.....	-	215 050	215 179	231 330	-	1 107 438	1 107 920	1 194 621
CHINA T.....	-	8 633	8 712	9 544	-	54 219	54 883	61 422
JAPAN.....	-	123 196	124 918	129 260	-	2 692 616	2 699 262	2 728 909
AUSTRAL.....	-	4 941	4 941	5 126	-	132 092	132 092	135 426
REP SAF.....	-	-	-	-	-	54 776	54 776	55 849
OTH CTY.....	-	25 641	25 649	27 147	-	207 273	207 362	220 903
TOTAL.....	-	13 873 598	13 873 558	14 007 170	-	95 971 893	95 989 759	96 549 628
8960160 WORKS OF FREE FINE ARTS NSPF, INCLUDING ORIGINAL MOSAICS AND COLLAGES								
CANADA.....	-	13 253	13 401	13 422	-	62 774	62 972	63 351
MEXICO.....	-	25 011	25 011	27 617	-	74 826	74 866	78 678
U KING.....	-	8 358	8 358	8 817	-	89 167	89 377	90 418
NETHLD.....	-	-	-	-	-	33 605	33 605	34 181
FRANCE.....	-	903	903	1 790	-	444 774	443 812	448 859
W GERM.....	-	21 000	21 000	21 949	-	489 613	489 629	494 740
SWITZLD.....	-	5 150	5 150	8 686	-	217 789	217 789	223 221
ITALY.....	-	19 624	19 624	22 136	-	165 288	165 315	182 767
JAPAN.....	-	10 876	10 876	11 250	-	31 886	31 886	32 656
OTH CTY.....	-	45 115	45 115	46 677	-	154 894	155 406	163 191
TOTAL.....	-	149 290	149 438	162 346	-	1 764 616	1 764 657	1 818 062
8960200 ENGRAVINGS, ETCHINGS, LITHOGRAPHS ETC, UNBOUND AND PRODUCED BY HAND								
CANADA.....	-	39 513	39 673	39 835	-	189 354	189 819	190 710
MEXICO.....	-	2 100	2 100	2 198	-	44 035	44 468	45 251
VENEZ.....	-	-	-	-	-	74 450	74 450	74 636
BRAZIL.....	-	194 269	194 269	212 982	-	194 269	194 269	212 982
SWEDEN.....	-	43 200	43 200	43 510	-	44 403	44 403	44 771
NORWAY.....	-	-	-	-	-	62 500	62 500	62 893

Table 2. Schedule A Commodity by Country of Origin,
Customs, F.a.s., and C.i.f. Values—Continued

(See "Explanation of Statistics" for information on coverage, definitions of Customs, f.a.s., and c.i.f. values, sources of error in the data, OTH CTY (other countries), and other definitions and features of the import statistics. Shipments valued less than \$251 are shown only under Schedule A commodity number 990.0000 and excluded from all other commodities.)

Country of origin	Schedule A commodity number, description and unit of quantity							
	Current month				Cumulative, January to date			
	Net quantity	Value (dollars)			Net quantity	Value (dollars)		
Customs		F.a.s.	C.i.f.	Customs		F.a.s.	C.i.f.	
U KING.....	-	22 617	22 629	23 231	-	732 176	728 722	738 676
IRELAND.....	-	-	-	-	-	71 763	71 763	73 025
NETHLDs.....	-	-	-	-	-	214 768	214 868	217 168
BELGIUM.....	-	1 221	1 221	1 345	-	1 166 628	1 166 628	1 168 846
FRANCE.....	-	780 504	780 437	791 895	-	1 967 442	1 963 148	2 012 105
W GERM.....	-	48 257	48 257	49 095	-	306 656	306 685	313 267
SWITZLD.....	-	8 928	8 928	9 172	-	325 121	324 783	326 995
SPAIN.....	-	26 396	26 396	26 983	-	107 327	107 327	109 435
ITALY.....	-	7 857	7 857	8 109	-	92 376	92 376	94 620
ISRAEL.....	-	6 190	6 278	6 513	-	50 729	50 817	53 384
JAPAN.....	-	10 713	10 713	11 439	-	267 408	267 408	270 079
OTH CTY.....	-	4 043	4 043	4 602	-	56 733	56 736	59 310
TOTAL.....	-	1 195 808	1 196 001	1 230 909	-	5 968 138	5 961 170	6 070 153
8960300	SCULPTURES AND STATUARY IF ORIGINAL OR IMPORTED FOR SPECIFIED INSTITUTIONS AS ART WORKS							
CANADA.....	-	88 371	88 786	88 903	-	2 211 248	2 215 923	2 219 547
MEXICO.....	-	8 890	8 890	9 013	-	121 333	127 355	131 097
VENEZ.....	-	-	-	-	-	102 042	102 042	104 964
SWEDEN.....	-	16 000	16 000	16 048	-	57 555	57 555	59 122
U KING.....	-	62 746	62 746	64 390	-	2 526 889	2 527 147	2 564 470
FRANCE.....	-	379 353	379 353	384 798	-	2 013 481	2 013 489	2 048 682
W GERM.....	-	1 704	1 704	1 742	-	515 380	515 310	521 044
AUSTRIA.....	-	660	660	788	-	65 211	65 211	66 679
SWITZLD.....	-	160 341	160 341	162 237	-	501 878	501 878	508 883
USSR.....	-	-	-	-	-	35 088	35 088	35 153
SPAIN.....	-	-	-	-	-	65 042	65 042	68 756
ITALY.....	-	136 201	136 213	141 310	-	833 955	834 233	891 127
GREECE.....	-	-	-	-	-	779 100	779 100	779 312
HG KONG.....	-	-	-	-	-	51 764	51 764	52 168
JAPAN.....	-	170 652	170 652	174 118	-	400 226	400 231	410 413
OTH CTY.....	-	33 650	33 652	35 368	-	221 433	221 435	237 079
TOTAL.....	-	1 058 568	1 058 997	1 078 715	-	10 501 625	10 512 803	10 698 496
8960520	METAL COINS, NUMISMATIC ETC							
CANADA.....	-	1 053 590	1 055 693	1 060 268	-	2 948 338	2 954 106	2 962 951
MEXICO.....	-	8 808 762	8 808 802	8 816 749	-	31 476 162	31 478 292	31 515 834
GUATMAL.....	-	-	-	-	-	168 979	168 979	170 057
SALVADR.....	-	-	-	-	-	39 033	39 033	39 588
C RICA.....	-	18 982	18 982	19 522	-	50 852	50 852	51 465
PANAMA.....	-	-	-	-	-	59 110	59 121	60 070
BAHAMAS.....	-	1 650	1 650	1 673	-	1 155 967	1 155 967	1 157 779
HAITI.....	-	30 652	30 652	30 999	-	99 230	99 230	100 261
COLOMB.....	-	194 990	195 000	196 292	-	227 791	227 913	229 884
VENEZ.....	-	-	-	-	-	32 190	32 190	32 320
PERU.....	-	-	-	-	-	101 704	99 704	100 338
CHILE.....	-	12 644	12 644	12 871	-	80 010	80 010	81 428
U KING.....	-	631 375	631 316	633 322	-	10 505 301	10 505 270	10 535 622
NETHLDs.....	-	20 202	20 202	20 990	-	9 286 567	9 286 569	9 293 942
FRANCE.....	-	365 900	365 900	368 437	-	419 307	419 307	422 215
W GERM.....	-	1 028	1 028	1 138	-	427 809	433 627	435 970
AUSTRIA.....	-	1 305 648	1 305 648	1 308 714	-	27 465 019	27 465 025	27 533 804
SWITZLD.....	-	319 067	319 067	320 809	-	8 516 860	8 516 860	8 541 071
POLAND.....	-	44 387	44 387	44 832	-	97 404	97 404	98 765
USSR.....	-	28 943	28 943	31 659	-	169 737	169 737	172 665
ITALY.....	-	73 119	73 119	73 307	-	265 774	265 774	266 374
IRAN.....	-	700	700	710	-	36 337	36 340	36 590
ISRAEL.....	-	3 070	3 070	3 224	-	4 158 694	4 158 696	4 169 407
INDIA.....	-	6 922	6 922	6 967	-	122 273	122 308	131 064
INDNSIA.....	-	648	648	648	-	230 214	230 228	230 319
HG KONG.....	-	-	-	-	-	499 554	499 555	503 437
AUSTRAL.....	-	144 444	144 444	160 866	-	483 542	483 543	517 350
REP SAF.....	-	9 325 532	9 325 532	9 340 700	-	90 035 674	90 025 674	90 286 087
OTH CTY.....	-	99 362	99 362	101 307	-	532 719	532 773	548 296
TOTAL.....	-	22 491 617	22 493 711	22 556 004	-	189 692 151	189 694 287	190 224 953
8960540	SPECIMENS OF NATURAL HISTORY, BOTANY, MINERALOGY, ANATOMY, AND TAXIDERMY ETC							
CANADA.....	-	36 820	37 370	37 397	-	210 069	211 533	211 942
MEXICO.....	-	6 692	6 415	6 555	-	48 146	47 945	48 175
U KING.....	-	5 328	5 328	6 098	-	80 296	80 306	87 952
W GERM.....	-	9 871	9 883	10 544	-	30 433	30 445	32 181
INDIA.....	-	84 675	84 692	98 614	-	370 197	370 145	431 560
JAPAN.....	-	20 065	20 322	22 101	-	57 280	57 697	62 528
KENYA.....	-	9 168	8 748	11 690	-	62 346	61 446	84 553
REP SAF.....	-	3 305	3 305	4 347	-	125 705	125 705	138 799
OTH CTY.....	-	20 981	20 981	24 049	-	120 050	120 007	140 422
TOTAL.....	-	196 905	197 044	221 395	-	1 104 522	1 105 229	1 238 112
8960600	ANTIQUES							
CANADA.....	-	26 022	26 076	26 380	-	201 923	202 395	203 718
MEXICO.....	-	7 327	7 333	7 409	-	56 525	56 653	57 704
GUATMAL.....	-	5 040	5 040	5 167	-	40 122	40 122	40 896
COLOMB.....	-	1 316	1 316	1 316	-	163 048	163 048	163 611
ARGENT.....	-	28 100	28 100	29 600	-	90 038	90 038	96 656
DENMARK.....	-	13 802	13 802	15 567	-	148 732	149 091	162 855
U KING.....	-	3 572 472	3 588 907	3 830 168	-	17 909 942	17 930 364	19 224 392
IRELAND.....	-	5 841	5 880	6 602	-	264 601	264 661	280 254

Table 2. Schedule A Commodity by Country of Origin, Customs, F.a.s., and C.i.f. Values—Continued

(See "Explanation of Statistics" for information on coverage, definitions of Customs, f.a.s., and c.i.f. values, sources of error in the data, OTH CTY (other countries), and other definitions and features of the import statistics. Shipments valued less than \$251 are shown only under Schedule A commodity number 990.0000 and excluded from all other commodities.)

Country of origin	Schedule A commodity number, description and unit of quantity							
	Current month			Cumulative, January to date				
	Net quantity	Value (dollars)			Net quantity	Value (dollars)		
Customs		F.a.s.	C.i.f.	Customs		F.a.s.	C.i.f.	
NETHLDS.....	-	146 618	146 562	151 210	-	1 284 554	1 284 573	1 314 505
BELGIUM.....	-	92 437	92 443	94 773	-	276 632	276 786	297 539
FRANCE.....	-	838 718	836 588	871 502	-	5 192 598	5 190 525	5 398 770
W GERM.....	-	115 102	115 360	121 513	-	677 531	678 126	719 620
AUSTRIA.....	-	66 134	66 134	72 660	-	516 525	515 778	571 420
SWITZLD.....	-	105 425	105 425	105 995	-	389 526	389 526	394 705
USSR.....	-	600	600	684	-	126 449	126 449	128 772
SPAIN.....	-	2 201 321	2 201 459	2 215 842	-	2 336 654	2 337 408	2 362 594
PORTUGL.....	-	17 399	17 407	19 910	-	41 292	41 953	46 428
ITALY.....	-	92 798	92 921	96 311	-	1 392 652	1 394 043	1 420 436
GREECE.....	-	2 058	2 058	2 280	-	179 904	179 607	183 326
TURKEY.....	-	18 833	18 833	21 521	-	44 310	43 910	48 386
LEBANON.....	-	-	-	-	-	50 182	50 182	51 935
IRAN.....	-	28 770	28 770	29 576	-	558 277	558 277	577 563
ISRAEL.....	-	2 150	2 150	2 280	-	439 647	439 647	441 803
INDIA.....	-	145 985	145 988	148 523	-	915 998	915 997	926 533
THAILND.....	-	209 593	209 542	210 054	-	277 440	277 389	282 016
CAMBOD.....	-	-	-	-	-	375 000	375 000	376 900
CHINA M.....	-	460 037	461 428	472 581	-	2 431 003	2 434 568	2 504 705
KOR REP.....	-	14 611	14 611	17 382	-	50 710	50 193	59 298
HG KONG.....	-	118 422	118 422	122 954	-	656 198	658 774	675 033
CHINA T.....	-	17 031	17 036	17 525	-	48 512	48 516	50 529
JAPAN.....	-	229 276	232 784	244 206	-	1 211 160	1 214 757	1 259 870
NEW GUI.....	-	-	-	-	-	54 171	54 171	56 177
EGYPT.....	-	49 632	49 632	50 791	-	149 643	149 643	154 270
MALI.....	-	3 643	3 643	5 903	-	66 793	66 795	71 884
IVY CST.....	-	-	-	-	-	40 188	40 192	44 418
NIGERIA.....	-	37 629	37 629	38 326	-	139 550	139 550	142 932
CO BRAZ.....	-	5 000	5 000	5 084	-	50 217	50 217	50 604
ZAIRE.....	-	-	-	-	-	42 609	42 619	43 524
REP SAF.....	-	-	-	-	-	159 069	159 069	173 796
OTH CTY.....	-	74 622	74 933	80 772	-	352 736	353 215	386 614
TOTAL.....	-	8 753 764	8 773 812	9 142 367	-	39 402 661	39 433 827	41 446 991
8960700 STAMPS, POSTAGE AND REVENUE, CANCELLED OR NOT, AND STAMPED ENVELOPES AND POSTAL CARDS								
CANADA.....	-	21 155	21 155	21 213	-	281 598	281 834	282 427
COLOMB.....	-	-	-	-	-	76 957	76 957	77 585
SWEDEN.....	-	9 806	9 806	9 806	-	52 789	52 790	52 835
U KING.....	-	249 997	249 806	254 707	-	1 053 240	1 052 175	1 074 417
IRELAND.....	-	-	-	-	-	147 103	147 103	156 549
NETHLDS.....	-	6 780	6 780	7 086	-	57 461	57 610	58 554
BELGIUM.....	-	9 280	9 280	9 607	-	72 714	72 734	74 746
FRANCE.....	-	66 047	66 047	67 889	-	342 706	342 707	347 303
W GERM.....	-	33 702	33 702	34 121	-	348 034	348 021	355 235
CZECHO.....	-	-	-	-	-	88 861	88 861	90 469
HUNGARY.....	-	7 023	7 023	7 414	-	307 501	307 501	315 057
SWITZLD.....	-	93 298	93 298	94 097	-	418 249	418 236	422 696
POLAND.....	-	25 518	25 518	25 603	-	311 789	311 789	312 612
USSR.....	-	118 819	118 819	119 038	-	673 783	673 783	694 280
SPAIN.....	-	37 258	37 258	38 286	-	215 886	215 866	221 983
LEBANON.....	-	-	-	-	-	68 807	68 807	70 967
ISRAEL.....	-	197 180	197 180	199 046	-	851 408	849 399	857 436
INDNSIA.....	-	-	-	-	-	121 167	121 167	121 547
CHINA T.....	-	7 742	7 742	7 876	-	44 995	44 995	45 962
OTH CTY.....	-	31 083	31 183	32 027	-	214 408	211 344	222 583
TOTAL.....	-	914 688	914 597	927 816	-	5 749 456	5 743 679	5 855 243
8971100 JEWELRY AND RELIGIOUS ARTICLES ETC, OF PRECIOUS METALS, AND PARTS ETC								
CANADA.....	-	68 354	68 513	68 613	-	262 843	263 370	264 147
MEXICO.....	-	635 746	635 051	640 549	-	1 922 768	1 921 938	1 949 169
PANAMA.....	-	-	-	-	-	59 144	58 754	58 824
BARBADO.....	-	8 490	8 490	8 856	-	41 961	41 961	44 453
COLOMB.....	-	49 364	49 364	49 599	-	77 829	77 830	78 399
BRAZIL.....	-	66 389	94 286	66 970	-	611 458	827 363	615 560
FINLAND.....	-	12 155	12 155	12 450	-	56 680	56 659	57 819
DENMARK.....	-	30 263	30 110	30 557	-	169 469	169 350	172 342
U KING.....	-	66 453	66 463	66 808	-	518 398	518 927	523 827
BELGIUM.....	-	115 639	115 618	116 165	-	121 334	121 313	122 942
FRANCE.....	-	313 454	314 347	316 862	-	1 245 083	1 248 501	1 262 788
W GERM.....	-	326 063	326 696	332 178	-	1 665 632	1 668 359	1 697 938
SWITZLD.....	-	320 436	316 309	323 976	-	1 280 648	1 284 279	1 303 189
USSR.....	-	-	-	-	-	138 496	138 496	140 631
SPAIN.....	-	329 986	328 803	335 034	-	1 541 600	1 532 875	1 545 321
PORTUGL.....	-	56 782	56 412	57 010	-	249 953	249 614	252 187
ITALY.....	-	3 061 568	3 059 041	3 101 543	-	15 431 941	15 434 694	15 632 861
YUGOSLV.....	-	38 918	38 918	39 306	-	534 455	534 450	537 623
GREECE.....	-	20 887	20 887	21 234	-	68 368	68 424	70 173
LEBANON.....	-	-	-	-	-	63 633	63 684	64 292
ISRAEL.....	-	109 424	109 476	111 805	-	855 718	855 913	870 481
INDIA.....	-	9 363	9 316	9 651	-	70 481	70 643	73 091
THAILND.....	-	149 203	149 203	151 298	-	641 370	640 577	654 639
CHINA M.....	-	6 876	6 928	7 028	-	40 802	40 998	42 931
HG KONG.....	-	1 868 037	1 876 498	1 899 364	-	7 940 469	7 943 460	8 032 287
CHINA T.....	-	55 179	55 148	56 120	-	389 682	390 336	397 484
JAPAN.....	-	39 619	39 966	41 034	-	198 857	198 585	203 508
REP SAF.....	-	1 521	966	989	-	48 158	47 276	49 132
OTH CTY.....	-	64 984	64 982	67 694	-	316 362	316 132	327 242
TOTAL.....	-	7 825 153	7 853 946	7 932 693	-	36 563 592	36 784 761	37 063 280

Table 2. Schedule A Commodity by Country of Origin,
Customs, F.a.s., and C.i.f. Values—Continued

(See "Explanation of Statistics" for information on coverage, definitions of Customs, f.a.s., and c.i.f. values, sources of error in the data, OTH CTY (other countries), and other definitions and features of the import statistics. Shipments valued less than \$251 are shown only under Schedule A commodity number 990.0000 and excluded from all other commodities.)

Country of origin	Schedule A commodity number, description and unit of quantity							
	Current month				Cumulative, January to date			
	Net quantity	Value (dollars)			Net quantity	Value (dollars)		
		Customs	F.a.s.	C.i.f.		Customs	F.a.s.	C.i.f.
8971400	JEWELRY ETC & PARTS, OF PRECIOUS STONES AND PEARLS							
MEXICO.....	-	121 090	121 269	122 864	-	541 869	542 447	551 114
JAMAICA.....	-	751	751	778	-	35 311	35 311	35 685
TRINID.....	-	9 428	9 428	9 650	-	62 747	62 747	64 198
BRAZIL.....	-	1 386	1 386	1 423	-	77 145	77 143	78 550
DENMARK.....	-	8 253	8 253	8 436	-	52 276	52 061	53 410
U KING.....	-	16 132	16 131	16 321	-	72 571	72 278	73 243
FRANCE.....	-	14 423	14 423	14 935	-	44 384	44 456	46 108
W GERM.....	-	70 191	70 674	72 128	-	195 828	196 737	199 136
SWITZLD.....	-	18 525	18 525	18 792	-	119 924	119 924	122 165
SPAIN.....	-	121 548	121 548	124 256	-	529 776	529 857	542 298
ITALY.....	-	321 904	322 301	329 359	-	1 113 402	1 113 316	1 140 917
ISRAEL.....	-	33 614	33 891	34 939	-	310 096	310 310	318 710
THAILND.....	-	23 761	23 773	24 708	-	187 618	187 630	193 046
CHINA M.....	-	6 310	6 310	6 966	-	43 080	43 070	44 479
KOR REP.....	-	15 694	15 694	15 943	-	119 812	119 427	126 576
HG KONG.....	-	25 625	25 647	26 349	-	426 236	426 302	433 207
CHINA T.....	-	6 422	6 422	6 517	-	37 877	37 377	38 823
JAPAN.....	-	23 995	23 995	24 233	-	31 889	31 916	32 426
REP SAF.....	-	2 839	2 839	2 927	-	41 888	41 888	42 966
OTH CTY.....	-	60 114	60 037	61 632	-	209 252	209 084	215 857
TOTAL.....	-	902 005	903 297	923 156	-	4 252 981	4 253 281	4 352 914
8971520	TABLEWARE WITH SILVER OR SILVER PLATED HANDLES (NO)							
DENMARK.....	978	19 274	19 274	19 879	4 989	38 085	38 083	39 235
U KING.....	30 620	84 331	84 440	86 552	298 640	614 358	615 043	630 207
NETHLDs.....	32 743	21 603	21 637	23 362	135 671	90 602	91 974	99 839
FRANCE.....	13 338	45 218	45 418	46 426	42 470	242 698	243 097	249 503
W GERM.....	3 526	7 000	7 053	7 364	23 689	46 759	46 812	49 712
ITALY.....	61 889	18 932	18 932	20 488	266 566	147 548	147 548	158 928
CHINA T.....	218 352	68 484	68 484	72 674	357 888	109 661	109 661	116 460
JAPAN.....	107 900	28 198	28 198	28 959	554 742	212 274	212 031	216 645
OTH CTY.....	2 661	13 917	13 917	14 156	53 903	51 663	51 673	54 473
TOTAL.....	472 007	306 957	307 353	319 860	1 738 558	1 553 648	1 555 922	1 615 002
8971540	HOUSEHOLD AND SANITARY WARES OF PRECIOUS METALS, INCLUDING STERLING SILVER TABLEWARE							
MEXICO.....	-	61 225	61 225	61 560	-	102 186	102 228	103 634
BRAZIL.....	-	743	743	958	-	95 159	95 159	113 218
DENMARK.....	-	24 036	24 040	25 395	-	129 200	129 206	135 962
U KING.....	-	221 438	220 784	238 579	-	976 561	978 022	1 041 479
FRANCE.....	-	27 238	27 240	28 090	-	119 728	114 793	119 909
W GERM.....	-	105 347	102 603	109 174	-	395 455	392 633	419 570
SPAIN.....	-	37 412	37 412	40 166	-	311 528	311 524	337 814
PORTUGL.....	-	183 166	183 171	190 101	-	404 248	404 302	422 808
ITALY.....	-	274 109	274 509	292 013	-	1 771 605	1 769 891	1 894 099
GREECE.....	-	-	-	-	-	42 773	42 773	45 731
INDIA.....	-	9 725	9 725	11 209	-	98 837	98 837	114 091
CHINA M.....	-	21 301	21 392	22 335	-	77 289	76 793	80 635
HG KONG.....	-	5 287	5 263	5 698	-	31 918	32 673	35 044
JAPAN.....	-	73 950	74 314	78 962	-	669 167	672 974	719 369
OTH CTY.....	-	23 367	23 367	24 555	-	133 135	132 889	141 193
TOTAL.....	-	1 068 344	1 065 788	1 129 595	-	5 358 769	5 354 697	5 724 556
8971560	ARTICLES NES, OF PRECIOUS METALS							
CANADA.....	-	22 435	22 486	22 628	-	167 153	167 782	167 556
U KING.....	-	489 860	305 157	312 379	-	3 056 235	2 118 808	2 156 014
BELGIUM.....	-	9 134	9 134	9 144	-	31 953	31 953	32 041
FRANCE.....	-	20 420	20 420	21 949	-	266 852	267 053	280 059
W GERM.....	-	39 144	39 845	40 599	-	759 454	760 155	769 139
SWITZLD.....	-	13 436	13 436	13 745	-	103 481	103 481	105 873
SPAIN.....	-	49 330	48 330	54 253	-	243 714	242 584	269 653
ITALY.....	-	85 300	85 280	90 939	-	261 701	261 588	276 597
HG KONG.....	-	8 904	8 904	9 263	-	41 574	41 582	43 209
JAPAN.....	-	8 955	8 955	9 385	-	63 127	63 127	66 988
OTH CTY.....	-	22 874	22 874	23 638	-	112 631	112 635	117 423
TOTAL.....	-	769 792	584 821	607 922	-	5 117 875	4 170 748	4 284 552
8972025	JEWELRY ETC, NSPF, NOT OVER \$.20 PER DOZEN, PIECES OR PARTS							
BARBADO.....	-	13 075	13 075	13 657	-	103 474	103 174	106 870
W GERM.....	-	16 024	16 272	17 937	-	43 104	44 461	47 696
KOR REP.....	-	36 189	36 483	39 505	-	162 220	163 598	173 612
HG KONG.....	-	180 703	186 264	208 014	-	1 459 172	1 496 425	1 664 125
CHINA T.....	-	4 561	4 639	4 830	-	44 427	45 077	46 813
JAPAN.....	-	19 161	20 080	21 395	-	121 465	125 269	131 722
AUSTRAL.....	-	-	-	-	-	82 889	82 889	90 774
OTH CTY.....	-	6 290	6 316	6 890	-	60 455	60 566	64 749
TOTAL.....	-	276 003	283 129	312 228	-	2 077 206	2 121 459	2 326 361
8972030	WATCH BRACELETS NSPF, OVER \$.20, BUT NOT OVER \$5 PER DOZEN (DOZ)							
HG KONG.....	32 664	97 028	97 028	106 540	345 135	1 201 450	1 200 889	1 245 480
JAPAN.....	-	-	-	-	12 980	51 278	50 383	59 371
OTH CTY.....	3 090	12 283	12 286	12 673	11 945	40 030	40 034	41 778
TOTAL.....	35 754	109 311	109 314	119 213	370 060	1 292 758	1 291 306	1 346 629

Table 2. Schedule A Commodity by Country of Origin, Customs, F.a.s., and C.i.f. Values—Continued

(See "Explanation of Statistics" for information on coverage, definitions of Customs, f.a.s., and c.i.f. values, sources of error in the data, OTH CTY (other countries), and other definitions and features of the import statistics. Shipments valued less than \$251 are shown only under Schedule A commodity number 990.0000 and excluded from all other commodities.)

Country of origin	Schedule A commodity number, description and unit of quantity							
	Current month				Cumulative, January to date			
	Net quantity	Value (dollars)			Net quantity	Value (dollars)		
Customs		F.a.s.	C.i.f.	Customs		F.a.s.	C.i.f.	
8972032	WATCH BRACELETS NSPF, OVER \$5 PER DOZEN							(DOZ)
CANADA.....	94	2 784	2 800	2 858	2 221	111 093	111 069	112 314
U KING.....	5 302	88 078	88 078	92 898	37 847	658 337	648 337	682 192
FRANCE.....	459	22 485	22 485	22 980	3 704	151 718	151 718	159 367
W GERM.....	244	20 483	20 699	21 170	4 424	172 411	173 001	177 074
SWITZLD.....	2 407	127 703	127 453	129 223	15 369	651 099	646 280	657 314
ITALY.....	2 061	55 205	55 205	57 130	7 842	168 909	168 909	176 441
HG KONG.....	46 098	402 327	402 359	434 021	267 055	2 205 747	2 203 997	2 325 034
JAPAN.....	14 323	520 255	520 255	531 533	80 759	2 671 613	2 671 509	2 744 892
OTH CTY.....	997	11 018	11 018	12 253	2 675	34 872	34 848	38 626
TOTAL.....	71 985	1 250 338	1 250 352	1 304 066	421 896	6 825 799	6 809 668	7 073 254
8972037	JEWELRY ETC, NSPF, OVER \$.20 PER DOZEN PIECES OR PARTS							
CANADA.....	-	28 435	28 618	28 947	-	222 589	223 470	226 436
MEXICO.....	-	77 575	77 603	78 705	-	211 247	211 580	216 063
BARBADO.....	-	46 774	46 774	48 621	-	296 241	296 241	309 533
BRAZIL.....	-	9 398	9 398	10 585	-	98 648	98 748	107 811
SWEDEN.....	-	11 649	11 649	12 002	-	56 598	56 598	59 048
DENMARK.....	-	39 649	39 649	43 939	-	172 294	172 500	187 186
U KING.....	-	69 861	70 407	74 468	-	309 794	311 756	329 151
NETHLD.....	-	23 869	23 869	26 491	-	70 847	69 511	75 012
FRANCE.....	-	86 882	87 974	93 513	-	502 024	504 217	531 287
W GERM.....	-	264 630	273 280	286 932	-	1 359 475	1 395 230	1 485 239
AUSTRIA.....	-	51 316	51 513	57 277	-	376 298	391 708	429 486
CZECHO.....	-	410	410	440	-	30 434	30 522	34 111
SWITZLD.....	-	6 062	6 062	6 170	-	43 321	42 190	44 740
SPAIN.....	-	46 010	45 857	48 556	-	220 329	220 622	234 201
ITALY.....	-	188 932	189 608	201 541	-	1 006 121	1 010 420	1 077 940
GREECE.....	-	35 322	35 124	39 965	-	101 896	101 599	115 834
ISRAEL.....	-	12 520	12 517	13 524	-	53 703	53 700	59 608
AFGHAN.....	-	8 062	8 063	9 506	-	45 533	45 534	52 216
INDIA.....	-	161 228	161 326	188 327	-	987 100	987 370	1 148 044
THAILND.....	-	9 708	9 708	10 633	-	46 903	46 903	51 136
PHIL R.....	-	238 374	238 374	269 122	-	872 201	869 364	998 784
KOR REP.....	-	493 013	495 174	523 443	-	2 783 650	2 809 043	2 946 757
HG KONG.....	-	952 416	966 977	1 040 883	-	4 952 730	5 022 164	5 440 936
CHINA T.....	-	463 467	470 310	510 805	-	2 613 671	2 646 054	2 833 091
JAPAN.....	-	391 994	400 574	424 496	-	3 034 789	3 112 459	3 268 690
REP SAF.....	-	4 702	4 702	5 469	-	35 337	35 337	37 063
OTH CTY.....	-	68 742	68 779	78 996	-	365 993	365 241	409 745
TOTAL.....	-	3 791 000	3 834 299	4 133 356	-	20 869 770	21 130 101	22 709 148
8972040	RELIGIOUS ARTICLES NSPF, WORN OR CARRIED ON THE PERSON							
FRANCE.....	-	8 240	8 240	8 785	-	34 384	34 233	36 358
W GERM.....	-	10 186	10 186	10 495	-	36 675	36 675	38 367
CZECHO.....	-	-	-	-	-	70 149	70 149	72 468
ITALY.....	-	92 415	92 644	96 347	-	567 507	567 695	593 553
HG KONG.....	-	2 502	2 520	2 663	-	43 137	43 414	46 006
JAPAN.....	-	13 251	13 251	14 839	-	66 708	66 984	70 818
OTH CTY.....	-	9 776	9 776	11 115	-	37 673	37 689	40 944
TOTAL.....	-	136 370	136 617	144 244	-	856 233	856 839	898 514
8972060	CHAINS, RONDELLES, ETC, OF METAL, FOR JEWELRY MANUFACTURES							
W GERM.....	-	171 516	172 015	181 129	-	1 053 936	1 037 830	1 094 274
SPAIN.....	-	-	-	-	-	83 351	83 358	89 608
ITALY.....	-	15 109	15 110	16 699	-	44 339	44 340	49 089
KOR REP.....	-	152 978	155 237	163 002	-	1 144 957	1 157 949	1 205 594
HG KONG.....	-	157 259	160 261	166 685	-	1 180 226	1 199 692	1 255 103
CHINA T.....	-	37 294	37 370	39 063	-	183 012	185 746	190 795
JAPAN.....	-	74 616	75 605	80 201	-	1 028 841	1 057 093	1 104 119
OTH CTY.....	-	5 037	5 037	5 275	-	56 878	57 517	60 629
TOTAL.....	-	613 809	620 635	652 054	-	4 775 540	4 823 525	5 049 211
8991020	ARTICLES OF ALABASTER, OF JET, AND OF ALABASTER AND JET							
SPAIN.....	-	19 704	19 704	21 954	-	86 033	85 894	103 160
ITALY.....	-	63 018	64 161	73 983	-	486 401	494 705	562 473
OTH CTY.....	-	4 682	4 779	5 505	-	38 567	38 596	44 732
TOTAL.....	-	87 404	88 644	101 442	-	611 001	619 195	710 365
8991040	ARTICLES OF SHELL, SHELLAC, IVORY, BONE, ETC, NSPF							
CANADA.....	-	136 897	141 148	138 427	-	946 213	979 307	953 297
MEXICO.....	-	11 648	11 660	11 660	-	58 487	58 704	58 991
U KING.....	-	13 764	13 844	14 664	-	38 110	38 312	40 723
FRANCE.....	-	31 983	31 983	34 546	-	44 816	44 747	49 161
W GERM.....	-	10 948	10 954	11 514	-	83 545	83 588	89 018
ITALY.....	-	20 322	20 322	21 086	-	73 619	73 674	80 454
INDIA.....	-	18 829	18 829	20 339	-	191 552	191 596	209 562
PHIL R.....	-	255 030	255 407	306 120	-	1 426 294	1 427 714	1 707 730
CHINA M.....	-	15 245	15 982	17 108	-	70 857	71 968	76 886
HG KONG.....	-	107 562	107 478	113 387	-	682 846	686 013	721 047
CHINA T.....	-	50 840	51 473	57 355	-	268 709	270 379	308 144
JAPAN.....	-	106 824	107 880	114 746	-	637 221	641 891	684 598
OTH CTY.....	-	28 599	28 599	31 378	-	155 372	154 513	180 370
TOTAL.....	-	808 491	815 559	892 330	-	4 677 641	4 722 406	5 159 981

Table 2. Schedule A Commodity by Country of Origin,
Customs, F.a.s., and C.i.f. Values—Continued

(See "Explanation of Statistics" for information on coverage, definitions of Customs, f.a.s., and c.i.f. values, sources of error in the data, OTH CTY (other countries), and other definitions and features of the import statistics. Shipments valued less than \$251 are shown only under Schedule A commodity number 990.0000 and excluded from all other commodities.)

Country of origin	Schedule A commodity number, description and unit of quantity							
	Current month				Cumulative, January to date			
	Net quantity	Value (dollars)			Net quantity	Value (dollars)		
Customs		F.a.s.	C.i.f.	Customs		F.a.s.	C.i.f.	
8992120	NONELASTIC BRAIDS ETC, OF UNSPUN NATURAL MATERIALS, FOR MAKING OR ORNAMMENTING HEADWEAR							(YD)
HAITI.....	545 067	5 477	5 477	6 106	3 173 067	35 567	35 567	39 713
CHINA M.....	3 216	8 049	8 049	9 262	1 727 916	37 338	37 764	41 861
JAPAN.....	1 822 176	32 440	32 440	34 246	27 421 080	423 439	422 862	439 114
OTH CTY.....	498 860	6 648	7 361	8 369	1 710 360	17 507	18 326	20 011
TOTAL.....	2 869 319	52 614	53 327	57 983	34 032 423	513 851	514 519	540 699
8992140	NONELASTIC BRAIDS ETC, FOR MAKING OR ORNAMMENTING HEADWEAR NES							(YD)
SWITZLD.....	1 167 334	55 248	56 580	59 613	10 672 541	342 319	345 831	359 856
JAPAN.....	338 800	7 021	7 021	7 598	8 558 944	100 901	101 001	107 457
OTH CTY.....	-	-	-	-	1 064 467	33 007	33 010	33 843
TOTAL.....	1 506 134	62 269	63 601	67 211	20 295 952	476 227	479 842	501 156
8992230	HANDBAGS OR POCKETBOOKS AND LUGGAGE, OF UNSPUN FIBROUS VEGETABLE MATERIALS							(NO)
MEXICO.....	1 449	1 453	1 453	1 857	88 918	54 747	55 173	59 547
HAITI.....	2 436	5 684	5 684	6 084	21 075	49 424	49 449	52 107
POLAND.....	1 854	9 903	9 903	11 927	19 750	56 845	56 845	70 729
SPAIN.....	4 125	14 012	14 017	16 618	35 440	107 202	108 104	129 605
ITALY.....	11 673	56 286	55 830	65 053	198 362	837 568	841 942	983 824
YUGOSLV.....	37 026	33 196	33 196	36 568	77 133	77 139	77 139	86 115
PHIL R.....	73 476	110 178	110 812	136 074	406 065	670 045	669 292	831 474
CHINA M.....	61 962	44 761	46 701	59 458	432 263	295 068	299 776	396 425
HG KONG.....	16 656	25 645	25 697	34 038	467 986	675 161	677 730	840 412
CHINA T.....	17 520	18 676	18 676	23 225	83 526	92 140	92 342	112 210
OTH CTY.....	1 958	3 799	3 799	5 212	15 285	47 377	46 983	56 431
TOTAL.....	230 135	323 593	325 768	396 114	1 842 621	2 962 740	2 974 775	3 618 879
8992240	BASKETS, FISHING CREELS ETC, OF UNSPUN FIBROUS VEGETABLE MATERIALS							(NO)
MEXICO.....	510 401	168 818	173 319	176 240	3 309 589	1 059 884	1 083 131	1 100 883
HAITI.....	38 091	48 309	48 309	60 470	194 690	138 258	138 257	187 504
COLOMB.....	4 093	3 111	3 111	4 342	78 630	49 251	49 335	64 212
POLAND.....	147 899	172 481	172 481	208 481	786 839	730 870	729 058	921 609
SPAIN.....	16 692	33 388	33 630	43 067	69 998	143 129	143 793	178 290
PORTUGL.....	494 938	235 984	242 607	296 023	1 876 890	893 599	898 354	1 107 917
ITALY.....	175 676	128 836	131 661	164 532	962 688	726 838	745 148	942 796
YUGOSLV.....	127 976	68 441	68 441	85 919	861 840	570 570	573 377	683 766
ROMANIA.....	33 512	42 094	46 581	62 054	125 572	138 755	143 833	225 266
THAILND.....	1 000	948	975	1 790	122 692	68 875	68 681	94 626
PHIL R.....	375 213	207 834	208 306	277 637	2 282 427	1 206 725	1 212 191	1 625 791
CHINA M.....	867 655	475 118	476 605	656 445	3 940 375	1 926 761	1 933 156	2 676 820
KOR REP.....	118 630	41 037	41 271	61 497	934 695	318 674	317 784	502 095
HG KONG.....	307 699	170 059	172 301	225 475	2 257 240	1 275 467	1 288 705	1 629 256
CHINA T.....	589 845	125 182	126 638	173 414	4 107 129	899 106	906 313	1 204 750
JAPAN.....	4 781	6 827	7 160	8 683	307 594	238 087	239 581	281 263
MADEIRA.....	-	-	-	-	263 549	153 836	153 781	188 988
OTH CTY.....	53 146	32 236	32 247	48 657	391 384	247 145	247 857	346 286
TOTAL.....	3 867 247	1 960 703	1 985 643	2 554 726	22 873 821	10 785 830	10 872 335	13 962 118
8992260	ARTICLES OF UNSPUN FIBROUS VEGETABLE MATERIALS NSPF							
MEXICO.....	-	14 469	14 690	15 850	-	103 110	107 456	110 770
DENMARK.....	-	405	405	442	-	38 210	38 210	41 120
FRANCE.....	-	34 802	34 907	36 986	-	367 969	369 113	393 331
W GERM.....	-	5 836	5 874	6 864	-	50 466	50 734	57 154
AUSTRIA.....	-	34 613	37 024	46 052	-	141 109	144 257	184 886
HUNGARY.....	-	-	-	-	-	48 272	49 018	72 978
POLAND.....	-	-	-	-	-	38 880	36 607	49 471
SPAIN.....	-	55 149	55 149	69 789	-	234 435	234 328	294 589
PORTUGL.....	-	12 280	12 359	16 082	-	57 447	57 560	72 079
ITALY.....	-	9 518	10 334	11 771	-	86 521	90 801	108 245
YUGOSLV.....	-	8 485	8 485	10 302	-	71 274	72 473	89 485
THAILND.....	-	4 519	4 519	5 031	-	35 562	35 562	42 404
PHIL R.....	-	77 892	77 643	101 779	-	424 685	426 667	550 624
CHINA M.....	-	91 689	92 237	107 666	-	471 706	471 506	566 399
KOR REP.....	-	34 507	35 638	39 167	-	142 257	146 407	166 587
HG KONG.....	-	205 985	208 508	281 535	-	1 474 544	1 490 372	1 991 821
CHINA T.....	-	183 377	184 417	235 725	-	1 122 606	1 128 550	1 443 040
JAPAN.....	-	42 184	42 769	49 269	-	216 289	218 829	251 948
OTH CTY.....	-	26 071	26 071	34 427	-	165 341	165 377	211 771
TOTAL.....	-	841 781	851 029	1 068 737	-	5 290 683	5 333 827	6 698 702
8992320	WHISKBROOMS OF BROOM CORN, NOT MOUNTED IN A BLOCK OR HEAD							(NO)
MEXICO.....	-	-	-	-	217 980	69 027	69 498	69 498
HUNGARY.....	-	-	-	-	1 080 720	316 536	316 501	364 755
CHINA T.....	-	-	-	-	120 000	30 001	30 001	32 701
OTH CTY.....	-	-	-	-	601	1 311	1 311	1 314
TOTAL.....	-	-	-	-	1 419 301	412 875	417 311	468 268
8992340	BROOMS AND BRUSHES NSPF OF BROOM CORN, NOT MOUNTED IN A BLOCK OR HEAD							(NO)
MEXICO.....	102 264	81 594	82 165	82 261	563 904	446 342	450 813	451 069
HUNGARY.....	52 128	35 605	26 588	41 304	1 099 728	116 127	106 920	141 631
OTH CTY.....	-	-	-	-	25 074	8 609	8 609	9 923
TOTAL.....	154 392	117 199	108 753	123 565	1 688 706	571 078	566 342	602 623

Table 2. Schedule A Commodity by Country of Origin, Customs, F.a.s., and C.i.f. Values—Continued

(See "Explanation of Statistics" for information on coverage, definitions of Customs, f.a.s., and c.i.f. values, sources of error in the data, OTH CTY (other countries), and other definitions and features of the import statistics. Shipments valued less than \$251 are shown only under Schedule A commodity number 990.0000 and excluded from all other commodities.)

Country of origin	Schedule A commodity number, description and unit of quantity							
	Current month				Cumulative, January to date			
	Net quantity	Value (dollars)			Net quantity	Value (dollars)		
Customs		F.a.s.	C.i.f.	Customs		F.a.s.	C.i.f.	
8992360	BROOMS AND BRUSHES OF VEGETABLE MATERIALS NSPF, NOT MOUNTED IN A BLOCK OR HEAD							(NO)
OTH CTY.....	22 807	5 739	5 739	6 584	79 162	17 520	17 691	21 457
TOTAL.....	22 807	5 739	5 739	6 584	79 162	17 520	17 691	21 457
8992410	TOOTHBRUSHES							
SWITZLD.....	-	1 846	1 846	1 956	-	347 368	347 368	349 612
KOR REP.....	-	-	-	-	-	40 000	40 000	43 550
HG KONG.....	-	161 958	161 929	182 252	-	302 844	289 408	336 336
CHINA T.....	-	10 456	10 456	11 852	-	33 135	33 135	36 844
OTH CTY.....	-	10 610	10 205	10 829	-	102 108	100 635	110 687
TOTAL.....	-	184 870	184 436	206 889	-	825 455	810 546	877 029
8992420	TOILET BRUSHES, NES							(NO)
CANADA.....	53 763	36 222	36 295	37 138	224 157	117 625	117 754	123 185
SWEDEN.....	-	-	-	-	90 187	92 122	92 122	95 278
DENMARK.....	162 829	109 670	110 595	110 952	365 044	677 471	672 843	711 220
U KING.....	78 794	85 798	82 450	89 290	454 281	426 669	412 671	447 153
NETHLD.....	1 749	6 499	6 499	6 647	81 627	49 728	49 605	51 642
FRANCE.....	235 214	134 446	133 152	145 020	1 190 168	717 147	717 792	780 898
W GERM.....	275 831	51 606	51 606	57 107	2 537 096	420 827	419 715	457 271
AUSTRIA.....	41 617	49 104	49 303	55 068	155 563	183 118	183 220	200 456
SWITZLD.....	51 546	43 660	43 660	46 932	235 930	193 047	193 647	204 147
ITALY.....	17 006	15 935	15 935	17 532	249 042	172 482	172 484	188 833
ISRAEL.....	7 200	2 370	2 280	2 592	152 232	51 404	51 311	56 911
KOR REP.....	317 200	34 577	34 577	43 190	3 247 198	236 129	234 712	286 582
HG KONG.....	421 212	63 776	64 230	77 933	2 333 308	256 228	258 815	301 815
CHINA T.....	350 608	123 401	114 007	135 102	1 054 012	342 920	330 047	375 286
JAPAN.....	562 456	57 410	57 980	67 603	1 415 513	344 091	343 397	375 528
OTH CTY.....	12 617	7 292	7 368	7 763	134 635	61 283	61 247	68 255
TOTAL.....	2 589 642	821 766	809 937	899 869	13 919 993	4 342 291	4 311 382	4 724 460
8992430	ARTISTS BRUSHES AND HAIR PENCILS							(DOZ)
HAITI.....	34 203	19 242	17 718	18 205	214 708	104 293	102 732	105 399
DOM REP.....	124 032	108 848	108 848	111 162	465 971	489 635	489 641	500 009
U KING.....	9 378	87 372	87 243	91 178	110 256	424 186	424 036	436 890
IRELAND.....	24 610	68 517	68 517	69 372	108 933	300 747	300 747	304 972
FRANCE.....	978	13 934	13 934	14 188	17 724	128 347	128 347	130 606
W GERM.....	70 347	119 836	119 836	123 512	392 158	662 592	661 412	686 567
KOR REP.....	230 675	41 994	41 994	44 838	809 569	203 845	203 418	226 364
HG KONG.....	374 890	16 634	17 025	18 625	1 182 538	151 722	153 326	170 009
CHINA T.....	260 402	93 545	93 545	95 971	606 722	188 128	187 022	193 844
JAPAN.....	301 389	233 084	233 691	247 888	2 269 112	1 627 326	1 637 389	1 711 720
OTH CTY.....	58	337	337	399	3 213	8 468	8 468	8 647
TOTAL.....	1 430 962	803 343	802 688	835 338	6 180 904	4 289 289	4 296 538	4 475 027
8992440	BROOMS AND BRUSHES, NES, INCLUDING PAINT ROLLERS							
CANADA.....	-	3 744	3 833	3 899	-	37 305	38 048	38 192
HAITI.....	-	3 271	3 271	3 396	-	52 851	52 851	54 842
SWEDEN.....	-	12 476	12 476	13 231	-	39 958	38 732	42 191
U KING.....	-	106 481	106 264	116 602	-	437 545	432 579	465 218
FRANCE.....	-	10 456	10 456	12 186	-	74 624	74 693	84 531
W GERM.....	-	66 887	65 639	70 345	-	476 988	466 465	508 603
POLAND.....	-	11 806	11 806	13 340	-	44 520	44 409	52 821
ITALY.....	-	119 459	116 076	135 946	-	819 239	814 340	954 189
ISRAEL.....	-	6 238	6 177	6 894	-	53 992	53 185	60 004
KOR REP.....	-	52 107	52 107	55 768	-	245 812	246 172	266 487
HG KONG.....	-	111 310	112 348	122 112	-	242 311	247 160	273 411
CHINA T.....	-	85 902	87 191	99 006	-	385 108	388 179	435 920
JAPAN.....	-	76 844	77 200	82 510	-	457 978	460 827	498 806
OTH CTY.....	-	16 240	16 198	18 069	-	131 256	131 998	146 170
TOTAL.....	-	683 221	681 042	753 304	-	3 499 487	3 489 638	3 881 385
8992600	FEATHER DUSTERS							
CHINA T.....	-	34 826	34 126	37 321	-	130 834	129 944	146 914
OTH CTY.....	-	15 480	15 667	18 972	-	38 714	38 929	45 992
TOTAL.....	-	50 306	49 793	56 293	-	169 548	168 873	192 906
8993100	CANDLES AND TAPERS							(LB)
MEXICO.....	10 885	7 711	8 055	8 465	128 887	121 796	117 812	120 286
COLOMB.....	74 250	21 315	21 315	23 152	368 086	139 284	140 229	150 500
SWEDEN.....	14 060	16 151	16 151	17 874	31 220	31 772	31 864	35 859
DENMARK.....	9 592	15 548	15 547	17 103	52 928	64 357	62 640	67 993
FRANCE.....	21 352	13 304	13 304	14 740	76 514	67 515	67 561	73 117
W GERM.....	5 548	16 386	16 553	17 357	59 455	120 392	120 356	130 922
ISRAEL.....	48 656	13 327	13 327	15 478	534 870	145 811	145 811	173 438
KOR REP.....	75 074	51 602	51 602	61 893	335 347	194 349	194 349	238 192
HG KONG.....	860 831	273 638	278 089	341 363	2 196 660	1 023 727	1 026 509	1 207 054
CHINA T.....	52 459	56 040	56 040	65 601	221 116	227 785	227 828	263 368
JAPAN.....	273 678	235 104	228 695	260 015	1 460 758	1 147 868	1 140 338	1 281 151
OTH CTY.....	5 884	8 395	8 395	9 303	104 415	86 884	87 331	97 026
TOTAL.....	1 452 269	728 521	727 073	852 344	5 570 256	3 371 540	3 362 628	3 838 906

Table 2. Schedule A Commodity by Country of Origin, Customs, F.a.s., and C.i.f. Values—Continued

(See "Explanation of Statistics" for information on coverage, definitions of Customs, f.a.s., and c.i.f. values, sources of error in the data, OTH CTY (other countries), and other definitions and features of the import statistics. Shipments valued less than \$251 are shown only under Schedule A commodity number 990.0000 and excluded from all other commodities.)

Country of origin	Schedule A commodity number, description and unit of quantity							
	Current month				Cumulative, January to date			
	Net quantity	Value (dollars)			Net quantity	Value (dollars)		
Customs		F.a.s.	C.i.f.	Customs		F.a.s.	C.i.f.	
8993200	MATCHES							
SWEDEN.....	-	113 433	113 452	126 780	-	832 577	829 874	934 850
KOR REP.....	-	14 460	14 460	20 265	-	85 172	65 558	114 291
CHINA T.....	-	23 117	24 247	30 531	-	74 048	75 286	93 862
JAPAN.....	-	100 801	101 600	118 833	-	453 288	455 387	530 399
OTH CTY.....	-	2 854	2 889	3 295	-	58 013	57 718	71 569
TOTAL.....	-	254 665	256 648	299 704	-	1 503 098	1 503 823	1 744 971
8993400	CIGARETTE LIGHTERS, TABLE LIGHTERS, AND LIGHTER PARTS							
CANADA.....	-	41 267	42 193	42 193	-	226 780	231 530	236 103
U KING.....	-	96 436	96 436	113 479	-	329 419	329 122	359 229
NETHLDs.....	-	56 164	56 164	57 657	-	56 791	56 791	58 593
FRANCE.....	-	1 509 742	1 511 165	1 578 405	-	7 939 295	7 716 120	8 341 461
W GERM.....	-	103 847	103 847	107 276	-	554 530	554 421	573 738
AUSTRIA.....	-	224 322	224 322	239 952	-	632 453	632 453	667 565
SWITZLD.....	-	378 358	378 358	385 111	-	1 459 382	1 459 319	1 490 753
SPAIN.....	-	53 872	53 872	59 102	-	187 136	187 136	187 714
KOR REP.....	-	14 178	14 178	15 034	-	71 798	72 629	76 784
HG KONG.....	-	54 478	57 110	59 773	-	937 439	938 702	1 005 950
JAPAN.....	-	812 729	834 804	883 528	-	5 077 761	5 185 785	5 453 630
OTH CTY.....	-	9 661	9 795	10 248	-	35 988	36 123	38 718
TOTAL.....	-	3 355 054	3 382 244	3 551 758	-	17 508 772	17 400 191	18 490 238
8993510	BRIERROOT, IN ROUGH OR IN BLOCKS (GR)							
SPAIN.....	1 448	53 484	53 484	58 262	7 548	256 082	256 082	282 712
ITALY.....	286	13 110	13 110	14 550	2 170	130 973	130 998	141 559
GREECE.....	1 251	56 819	56 819	60 650	6 755	357 663	357 663	380 919
OTH CTY.....	-	-	-	-	4 599	24 200	24 200	26 959
TOTAL.....	2 985	123 413	123 413	133 462	21 072	768 918	768 993	832 149
8993520	PIPES, TOBACCO, AND BOWLS OF BRIER (NO)							
DENMARK.....	28 766	164 445	164 445	169 480	122 410	707 703	708 235	729 633
U KING.....	42 379	186 300	185 366	191 013	225 208	835 542	833 922	863 314
IRELAND.....	2 131	10 107	10 107	10 532	6 315	30 014	30 014	31 387
FRANCE.....	24 775	84 296	83 238	87 011	230 914	445 094	444 318	464 792
SWITZLD.....	-	-	-	-	7 235	33 784	33 784	35 139
SPAIN.....	10 368	17 895	16 933	17 631	37 737	59 094	58 132	61 552
ITALY.....	241 811	248 817	248 817	260 193	1 402 655	1 490 244	1 490 704	1 557 681
ISRAEL.....	6 348	16 337	16 337	17 218	63 635	171 085	171 085	178 396
OTH CTY.....	12 956	10 529	10 551	11 216	130 082	120 913	121 366	129 856
TOTAL.....	369 534	738 726	735 794	764 294	2 226 191	3 893 473	3 891 560	4 051 750
8993530	PIPES, TOBACCO, AND BOWLS OF CLAY AND OTHER MATERIALS NES (NO)							
MEXICO.....	56 171	14 011	14 101	15 693	154 891	46 412	47 280	52 790
U KING.....	53 651	51 157	51 157	53 091	69 883	61 556	61 556	64 221
NETHLDs.....	2 592	5 700	5 700	6 335	15 290	33 541	33 541	35 830
BELGIUM.....	2 235	9 331	9 331	10 025	7 308	33 492	33 492	35 403
AUSTRIA.....	5 446	11 646	11 796	11 909	11 914	35 823	35 973	37 226
ITALY.....	-	-	-	-	72 770	98 607	99 882	111 388
TURKEY.....	3 907	16 747	16 747	18 336	38 633	144 605	144 700	154 060
INDIA.....	9 568	10 182	10 199	12 929	78 998	99 669	99 948	117 333
JAPAN.....	11 874	6 485	6 485	7 261	30 819	46 566	46 857	52 514
OTH CTY.....	10 257	17 956	17 956	19 670	76 536	69 400	68 084	78 177
TOTAL.....	155 701	143 215	143 472	155 249	557 042	669 971	671 313	738 942
8993540	CIGAR OR CIGARETTE HOLDERS, MOUTHPIECES, AND PIPE STEMS ETC							
U KING.....	-	13 826	13 827	14 208	-	45 729	45 246	48 015
ITALY.....	-	4 855	4 855	5 188	-	80 725	80 725	87 813
OTH CTY.....	-	26 391	26 431	28 647	-	88 294	88 536	95 999
TOTAL.....	-	45 072	45 113	48 043	-	214 748	214 507	231 827
8994100	UMBRELLAS AND PARASOLS (NO)							
CANADA.....	13 825	78 187	78 670	78 670	86 877	405 980	409 720	409 720
MEXICO.....	21 961	35 941	36 017	36 017	79 580	121 275	121 437	121 437
ITALY.....	1 151	6 155	6 157	6 874	4 462	35 157	35 190	39 907
KOR REP.....	11 856	18 248	18 248	19 036	127 668	151 895	151 770	161 142
HG KONG.....	258 252	167 145	167 670	184 486	1 327 820	1 026 696	1 024 386	1 125 691
CHINA T.....	1 005 185	953 208	956 594	1 025 972	4 016 049	3 778 663	3 779 670	4 056 812
JAPAN.....	16 964	53 436	53 452	55 002	69 283	166 290	166 949	179 302
OTH CTY.....	3 021	13 447	13 912	15 607	14 087	53 293	54 666	64 028
TOTAL.....	1 332 215	1 325 767	1 330 720	1 421 664	5 725 826	5 739 249	5 743 788	6 158 039
8994200	WALKING STICKS, CANES, SEAT STICKS, WHIPS AND RIDING CROPS (NO)							
MEXICO.....	3 922	5 820	5 820	5 843	32 306	49 071	49 152	49 309
U KING.....	5 367	10 020	9 999	10 464	56 668	105 041	105 071	110 862
W GERM.....	545	5 189	5 189	5 845	36 519	47 433	47 432	53 986
ITALY.....	422	1 203	1 113	1 247	47 391	44 899	44 900	49 275
OTH CTY.....	18 912	15 911	15 911	19 066	101 702	77 930	78 037	91 548
TOTAL.....	29 168	38 143	38 032	42 465	274 586	324 374	324 592	354 980

Table 2. Schedule A Commodity by Country of Origin, Customs, F.a.s., and C.i.f. Values—Continued

(See "Explanation of Statistics" for information on coverage, definitions of Customs, f.a.s., and c.i.f. values, sources of error in the data, OTH CTY (other countries), and other definitions and features of the import statistics. Shipments valued less than \$251 are shown only under Schedule A commodity number 990.0000 and excluded from all other commodities.)

Country of origin	Schedule A commodity number, description and unit of quantity							
	Current month			Cumulative, January to date				
	Net quantity	Value (dollars)			Net quantity	Value (dollars)		
Customs		F.a.s.	C.i.f.	Customs		F.a.s.	C.i.f.	
8994300	PARTS OF UMBRELLAS, WALKING STICKS, CANES, SEAT STICKS, WHIPS AND RIDING CROPS							
ITALY.....	-	34 110	35 046	37 847	-	99 513	100 735	110 841
CHINA T.....	-	14 958	14 958	16 444	-	34 230	34 230	37 502
OTH CTY.....	-	16 772	16 772	18 963	-	90 169	89 998	98 096
TOTAL.....	-	65 840	66 776	73 254	-	223 912	224 963	246 439
8995210	BUTTONS OF PEARL OR SHELL (GR)							
JAPAN.....	5 457	26 675	26 039	28 094	70 964	185 192	183 315	196 613
OTH CTY.....	5 100	7 580	7 580	7 755	22 355	32 217	30 913	31 665
TOTAL.....	10 557	34 255	33 619	35 849	93 319	217 409	214 228	228 278
8995220	BUTTONS OF CASEIN (GR)							
NETHLDs.....	34 761	188 605	188 657	199 790	194 812	1 003 612	1 003 668	1 063 371
FRANCE.....	15 932	21 981	21 980	23 494	116 278	161 370	161 369	172 551
W GERM.....	-	-	-	-	18 552	65 831	65 950	70 045
JAPAN.....	7 703	32 976	32 976	34 472	47 910	199 118	198 047	213 214
OTH CTY.....	5 487	10 549	10 549	11 909	32 368	72 229	72 052	77 563
TOTAL.....	63 883	254 111	254 162	269 665	409 920	1 502 160	1 501 086	1 596 744
8995230	BUTTONS OF ACRYLIC AND/OR POLYESTER RESIN (GR)							
U KING.....	1 958	6 722	6 722	6 932	10 455	36 420	36 420	37 973
NETHLDs.....	9 470	48 539	48 539	52 065	61 455	293 927	293 924	312 705
W GERM.....	241	3 170	3 170	3 520	9 390	39 294	39 649	43 361
PORTUGL.....	7 253	8 544	8 544	9 553	54 825	64 692	64 692	72 122
ITALY.....	44 966	82 346	82 346	89 799	229 320	395 013	395 013	428 391
KOR REP.....	-	-	-	-	12 146	31 930	30 021	31 911
JAPAN.....	116 494	264 986	262 221	285 786	1 000 314	1 935 332	1 917 631	2 089 336
OTH CTY.....	247	2 030	2 030	2 154	43 177	44 980	44 460	46 720
TOTAL.....	180 629	416 337	413 572	449 809	1 421 082	2 840 588	2 821 810	3 062 519
8995240	BUTTONS NSPF (GR)							
CANADA.....	1 339	10 751	10 836	10 879	3 969	35 593	35 972	36 121
JAMAICA.....	7 324	17 087	17 087	18 064	45 210	77 941	77 941	83 346
HAITI.....	37 966	15 109	15 034	16 045	128 918	77 456	76 034	83 584
U KING.....	65	3 649	3 649	3 777	5 752	38 605	38 605	41 107
NETHLDs.....	2 353	13 384	13 384	14 466	38 971	73 087	73 087	77 964
W GERM.....	5 086	20 989	21 078	23 677	48 634	171 291	171 582	189 419
SPAIN.....	2 992	3 386	3 386	4 192	47 252	62 760	62 760	70 690
PORTUGL.....	8 003	25 518	25 492	28 633	28 839	78 335	78 309	88 224
ITALY.....	175 929	250 409	250 409	276 234	1 162 509	1 349 177	1 349 671	1 468 316
HG KONG.....	22 235	19 394	19 394	20 516	80 850	80 285	80 365	89 336
JAPAN.....	59 102	147 881	146 905	161 164	671 664	985 359	982 347	1 071 954
OTH CTY.....	9 628	25 439	25 439	27 046	85 936	159 165	158 593	172 020
TOTAL.....	332 022	552 996	552 093	604 693	2 348 504	3 189 054	3 185 266	3 472 081
8995250	BUTTON BLANKS AND MOLDS, AND BUTTON PARTS							
FRANCE.....	-	-	-	-	-	34 448	34 448	36 524
OTH CTY.....	-	2 359	2 359	2 602	-	26 283	26 283	28 144
TOTAL.....	-	2 359	2 359	2 602	-	60 731	60 731	64 668
8995300	SLIDE FASTENERS AND PARTS							
W GERM.....	-	43 755	43 778	45 524	-	106 354	106 586	112 743
SWITZLD.....	-	54 879	54 879	58 462	-	147 971	147 971	157 963
JAPAN.....	-	581 275	581 944	670 495	-	3 228 319	3 228 814	3 580 783
OTH CTY.....	-	43 391	43 525	45 701	-	126 197	126 425	136 148
TOTAL.....	-	723 300	724 126	820 182	-	3 608 841	3 609 796	3 987 637
8995400	COMBS & HAIR ORNAMENTS NSPF							
U KING.....	-	33 246	33 152	34 021	-	82 978	82 872	86 058
NETHLDs.....	-	-	-	-	-	46 595	46 595	49 287
FRANCE.....	-	52 171	52 171	56 850	-	280 758	278 460	299 834
W GERM.....	-	6 128	6 110	6 451	-	98 802	98 794	101 200
AUSTRIA.....	-	17 438	17 462	17 971	-	48 416	48 440	45 656
SWITZLD.....	-	65 000	65 000	66 780	-	214 322	214 322	223 351
KOR REP.....	-	14 956	14 956	16 996	-	78 679	79 341	86 758
HG KONG.....	-	54 916	55 008	58 897	-	305 906	305 847	337 039
CHINA T.....	-	2 665	2 665	2 846	-	39 873	37 319	39 365
JAPAN.....	-	24 751	24 755	26 661	-	153 409	150 390	159 271
OTH CTY.....	-	21 227	21 252	23 251	-	111 455	111 368	118 787
TOTAL.....	-	292 498	292 531	310 724	-	1 461 193	1 453 748	1 546 606
8996100	HEARING AIDS AND PARTS							
BRAZIL.....	-	24 227	24 227	24 357	-	63 292	63 292	63 651
DENMARK.....	-	359 987	355 998	362 853	-	2 048 574	2 016 778	2 038 384
U KING.....	-	3 732	3 732	3 824	-	58 033	58 078	58 433
NETHLDs.....	-	34 179	34 476	34 924	-	257 294	257 390	260 059
W GERM.....	-	159 422	159 422	160 357	-	726 000	724 320	730 632
AUSTRIA.....	-	89 524	89 524	91 085	-	346 659	346 992	352 796
SWITZLD.....	-	16 277	16 277	16 588	-	437 287	430 128	434 220
SPAIN.....	-	31 087	31 087	31 357	-	188 901	188 901	191 427
OTH CTY.....	-	5 778	5 778	5 811	-	32 532	32 610	33 205
TOTAL.....	-	724 213	720 521	731 156	-	4 158 572	4 118 489	4 162 807

Table 2. Schedule A Commodity by Country of Origin,
Customs, F.a.s., and C.i.f. Values—Continued

(See "Explanation of Statistics" for information on coverage, definitions of Customs, f.a.s., and c.i.f. values, sources of error in the data, OTH CTY (other countries), and other definitions and features of the import statistics. Shipments valued less than \$251 are shown only under Schedule A commodity number 990.0000 and excluded from all other commodities.)

Country of origin	Schedule A commodity number, description and unit of quantity							
	Current month				Cumulative, January to date			
	Net quantity	Value (dollars)			Net quantity	Value (dollars)		
Customs		F.a.s.	C.i.f.	Customs		F.a.s.	C.i.f.	
8996200	PROSTHETIC ARTICLES & DEVICES INCLUDING ARTIFICIAL TEETH, ORTHOPEDIC APPLIANCES, NSPF							
CANADA.....	-	3 567	3 567	3 587	-	53 199	53 273	53 566
TRINID.....	-	25 227	25 227	25 973	-	182 695	182 695	189 254
COLOMB.....	-	11 940	11 940	12 266	-	111 338	111 338	114 965
SWEDEN.....	-	552	552	566	-	55 727	55 597	58 140
U KING.....	-	57 860	57 868	60 363	-	368 395	368 026	379 900
BELGIUM.....	-	74 761	74 761	75 480	-	119 882	120 122	121 794
FRANCE.....	-	108 535	108 535	109 555	-	245 103	245 392	248 371
W GERM.....	-	95 444	95 413	98 357	-	740 714	742 200	763 247
SWITZLD.....	-	211 592	211 371	216 882	-	916 095	915 390	930 698
SPAIN.....	-	5 160	5 160	5 368	-	124 324	124 324	129 136
ITALY.....	-	24 190	24 190	25 129	-	170 320	170 321	178 571
OTH CTY.....	-	18 847	18 847	19 535	-	99 722	99 722	106 081
TOTAL.....	-	637 675	637 431	653 061	-	3 187 517	3 188 400	3 273 723
8999000	PARACHUTES AND PARTS, AND SPACECRAFT							
U KING.....	-	13 975	14 153	14 341	-	30 605	30 803	31 876
OTH CTY.....	-	6 019	6 043	6 665	-	60 135	60 567	62 518
TOTAL.....	-	19 994	20 196	21 006	-	90 740	91 370	94 394
8999100	GUT, CAT, WHIP & ORIENTAL AND ARTICLES OF GUT NSPF, INCLUDING GOLDBEATERS MOLDS & SKINS							
ITALY.....	-	47 833	47 833	48 106	-	339 540	339 727	341 502
AUSTRAL.....	-	404 853	404 853	407 529	-	1 018 482	1 018 740	1 024 045
OTH CTY.....	-	910	910	1 035	-	30 570	30 539	32 210
TOTAL.....	-	453 596	453 596	456 670	-	1 388 592	1 389 006	1 397 757
8999200	FEATHERS, ORNAMENTAL, ETC AND ARTICLES OF ORNAMENTAL FEATHERS, NSPF							
CANADA.....	-	153 291	153 316	153 316	-	431 761	432 334	433 196
BELGIUM.....	-	22 059	22 059	23 387	-	102 415	102 415	113 255
W GERM.....	-	10 998	10 998	11 446	-	81 698	81 499	85 264
KOR REP.....	-	22 425	23 658	24 772	-	32 183	33 829	35 610
HG KONG.....	-	187 412	192 123	204 428	-	710 585	714 472	765 750
CHINA T.....	-	442 285	443 720	468 384	-	1 960 845	1 964 588	2 121 285
OTH CTY.....	-	13 407	13 623	14 453	-	96 605	98 386	104 853
TOTAL.....	-	851 877	859 497	900 186	-	3 416 003	3 427 523	3 659 213
8999320	ARTIFICIAL FLOWERS, FRUIT, FOLIAGE, ETC, CHIEFLY OF PLASTICS							
FRANCE.....	-	3 570	3 570	4 132	-	37 474	37 474	43 765
W GERM.....	-	16 462	16 470	18 711	-	62 796	62 954	71 013
SPAIN.....	-	4 934	4 934	6 347	-	32 409	32 359	42 144
ITALY.....	-	7 968	8 952	10 930	-	39 815	41 316	50 791
THAILND.....	-	43 726	43 726	59 112	-	295 062	295 354	409 236
SINGAPR.....	-	2 834	2 834	3 791	-	124 617	123 250	154 246
CHINA M.....	-	17 044	18 749	28 225	-	71 369	78 277	94 037
HG KONG.....	-	1 892 412	1 951 649	2 427 324	-	10 449 799	10 724 693	13 344 032
CHINA T.....	-	129 707	133 516	178 215	-	999 114	1 027 068	1 311 048
JAPAN.....	-	24 677	25 643	29 115	-	198 394	205 880	239 412
OTH CTY.....	-	10 072	9 804	10 384	-	63 337	63 646	71 857
TOTAL.....	-	2 153 406	2 219 847	2 776 286	-	12 374 186	12 692 271	15 831 581
8999340	ARTIFICIAL FLOWERS, FRUIT, FOLIAGE, ETC, OF MATERIALS OTHER THAN PLASTICS							
MEXICO.....	-	11 036	11 408	12 324	-	59 973	61 120	64 393
W GERM.....	-	1 316	1 316	1 363	-	53 820	53 685	60 474
E GERM.....	-	7 054	7 054	7 878	-	114 027	113 173	126 585
CZECHO.....	-	7 027	7 027	8 110	-	31 717	31 717	38 284
PORTUGL.....	-	13 561	13 561	14 819	-	33 552	33 552	36 759
ITALY.....	-	26 460	26 482	30 572	-	144 043	145 424	165 629
CHINA M.....	-	1 723	1 723	2 000	-	93 127	106 444	119 284
KOR REP.....	-	46 115	45 994	52 160	-	510 900	511 370	580 720
HG KONG.....	-	11 736	12 335	13 468	-	81 604	85 253	94 711
CHINA T.....	-	9 328	9 622	11 015	-	139 328	142 539	158 152
JAPAN.....	-	65 716	68 294	74 927	-	508 633	530 406	582 221
OTH CTY.....	-	32 524	32 220	37 462	-	111 501	111 186	127 779
TOTAL.....	-	233 596	237 036	266 098	-	1 883 125	1 925 869	2 154 991
8999500	WIGS, TOUPEES, CHIGNONS & LIKE ARTICLES							
HAITI.....	-	26 800	26 800	26 954	-	126 912	126 812	127 564
CHINA M.....	-	13 264	13 264	14 790	-	79 135	79 135	89 431
KOR REP.....	-	4 246 906	4 237 539	4 861 673	-	20 489 513	20 437 895	23 380 610
HG KONG.....	-	300 154	300 154	327 750	-	1 613 619	1 612 020	1 765 280
CHINA T.....	-	54 183	45 202	52 086	-	532 860	466 051	526 413
JAPAN.....	-	56 856	56 856	62 666	-	273 054	273 054	294 260
OTH CTY.....	-	27 331	27 234	30 077	-	144 177	143 303	155 363
TOTAL.....	-	4 725 494	4 707 049	5 375 996	-	23 259 269	23 138 270	26 338 921
8999600	HAND FANS (NO)							
HG KONG.....	20 460	3 223	3 291	3 589	990 746	41 981	43 085	49 153
OTH CTY.....	205 067	25 373	25 638	30 866	1 256 865	90 935	92 034	104 926
TOTAL.....	225 527	28 596	28 929	34 455	2 247 611	132 916	135 119	154 079

**Table 2. Schedule A Commodity by Country of Origin,
Customs, F.a.s., and C.i.f. Values—Continued**

(See "Explanation of Statistics" for information on coverage, definitions of Customs, f.a.s., and c.i.f. values, sources of error in the data, OTH CTY (other countries), and other definitions and features of the import statistics. Shipments valued less than \$251 are shown only under Schedule A commodity number 990.0000 and excluded from all other commodities.)

Country of origin	Schedule A commodity number, description and unit of quantity							
	Current month				Cumulative, January to date			
	Net quantity	Value (dollars)			Net quantity	Value (dollars)		
		Customs	F.a.s.	C.i.f.		Customs	F.a.s.	C.i.f.
8999700	VACUUM CONTAINERS, AND PARTS EXCEPT GLASS INNERS							
JAPAN.....	-	77 213	77 391	85 084	-	313 751	315 301	357 367
OTH CTY.....	-	27 291	27 291	29 439	-	75 334	75 780	86 169
TOTAL.....	-	104 504	104 682	114 523	-	389 085	391 081	443 536

Table 2. Schedule A Commodity by Country of Origin, Customs, F.a.s., and C.i.f. Values—Continued

(See "Explanation of Statistics" for information on coverage, definitions of Customs, f.a.s., and c.i.f. values, sources of error in the data, OTH CTY (other countries), and other definitions and features of the import statistics. Shipments valued less than \$251 are shown only under Schedule A commodity number 990.0000 and excluded from all other commodities.)

Country of origin	Schedule A commodity number, description and unit of quantity								
	Current month			Cumulative, January to date					
	Net quantity	Value (dollars)			Net quantity	Value (dollars)			
Customs		F.a.s.	C.i.f.	Customs		F.a.s.	C.i.f.		
9311010 UNITED STATES GOODS RETURNED									
CANADA.....	-	66 635 086	67 084 445	67 293 261	-	393 282 591	395 980 652	398 017 947	
MEXICO.....	-	10 806 736	10 843 797	10 859 533	-	62 701 771	62 893 643	63 105 852	
GUATMAL.....	-	731 411	731 592	789 337	-	2 332 119	2 332 308	2 509 222	
BELIZE.....	-	40 877	40 878	42 679	-	1 226 650	1 226 657	1 267 193	
SALVADR.....	-	68 413	68 413	73 083	-	1 084 811	1 084 778	1 153 330	
HONDURA.....	-	72 645	72 565	79 586	-	583 944	586 864	635 038	
NICARAG.....	-	112 413	112 407	116 052	-	713 790	713 791	756 498	
C RICA.....	-	182 997	183 000	189 187	-	791 220	790 971	822 550	
PANAMA.....	-	381 560	381 561	412 791	-	2 035 025	2 035 526	2 170 567	
BERMUDA.....	-	109 363	109 363	111 303	-	598 821	598 835	618 186	
BAHAMAS.....	-	1 225 313	1 225 323	1 272 431	-	10 482 836	10 483 879	10 652 630	
JAMAICA.....	-	1 067 073	1 067 073	1 096 922	-	6 146 988	5 347 352	5 456 302	
HAITI.....	-	232 237	232 264	237 364	-	1 970 820	1 970 451	2 019 370	
DOM REP.....	-	35 669	35 869	37 971	-	1 039 920	1 040 262	1 122 404	
LW WW I.....	-	51 315	51 315	54 215	-	320 145	320 145	345 019	
BARBADO.....	-	51 671	51 671	53 787	-	1 120 339	1 120 360	1 209 002	
TRINID.....	-	180 488	180 488	192 396	-	1 614 969	1 611 860	1 702 890	
N ANTIL.....	-	3 358 396	3 358 441	3 478 285	-	6 195 097	6 195 153	6 420 673	
F W IND.....	-	5 336	5 336	5 735	-	50 350	50 350	57 232	
COLOMB.....	-	359 267	359 267	386 655	-	2 598 117	2 598 216	2 731 031	
VENEZ.....	-	1 324 758	1 322 771	1 364 707	-	7 396 656	7 394 720	7 591 661	
GUYANA.....	-	3 637	3 637	3 954	-	279 244	279 252	308 905	
SURINAM.....	-	64 244	64 244	68 908	-	376 433	376 433	396 874	
F GUIAN.....	-	-	-	-	-	235 512	235 512	239 456	
ECUADOR.....	-	109 888	109 888	112 381	-	1 426 686	1 426 731	1 470 862	
PERU.....	-	936 276	936 216	951 099	-	3 709 762	3 699 722	3 829 949	
BOLIVIA.....	-	205 212	205 212	210 266	-	748 620	748 620	761 508	
CHILE.....	-	229 840	229 843	232 901	-	669 533	669 536	694 250	
BRAZIL.....	-	1 922 164	1 922 038	1 974 141	-	8 108 142	8 108 585	8 426 527	
PARAGUA.....	-	6 000	6 000	6 095	-	42 135	42 135	43 450	
URUGUAY.....	-	3 007	3 007	3 599	-	218 421	218 421	226 834	
ARGENT.....	-	208 064	208 120	213 890	-	1 519 288	1 519 594	1 571 715	
ICELAND.....	-	29 256	29 306	30 330	-	141 701	141 751	147 898	
SWEDEN.....	-	1 227 858	1 227 749	1 269 935	-	9 240 730	9 234 166	9 529 289	
NORWAY.....	-	314 783	314 783	335 096	-	2 267 264	2 267 468	2 357 950	
FINLAND.....	-	65 496	65 496	70 801	-	1 154 306	1 154 344	1 216 400	
DENMARK.....	-	927 788	927 852	958 860	-	4 357 752	4 356 848	4 527 078	
U KING.....	-	10 489 248	10 480 413	10 964 486	-	63 923 326	63 903 023	66 179 769	
IRELAND.....	-	593 511	593 552	611 093	-	3 503 830	3 503 647	3 621 080	
NETHLS.....	-	5 069 286	5 072 590	5 242 163	-	25 222 211	25 212 198	26 034 267	
BELGIUM.....	-	3 077 698	3 078 025	3 235 669	-	14 727 420	14 729 367	15 356 702	
FRANCE.....	-	6 590 805	6 595 735	6 808 808	-	36 690 544	36 697 408	37 786 302	
W GERM.....	-	10 802 299	10 798 603	11 113 991	-	46 110 322	46 070 626	47 436 943	
AUSTRIA.....	-	67 575	67 683	73 452	-	668 323	664 979	723 066	
CZECHO.....	-	23 260	23 260	24 115	-	66 564	66 564	70 605	
SWITZLD.....	-	4 001 548	4 001 591	4 063 926	-	26 025 173	26 010 146	26 825 495	
POLAND.....	-	12 409	12 409	13 416	-	1 030 491	1 030 491	1 063 166	
USSR.....	-	5 118	5 118	6 087	-	387 274	387 292	400 317	
SPAIN.....	-	727 310	727 638	791 253	-	5 857 093	5 859 113	6 135 937	
PORTUGL.....	-	99 034	98 980	105 972	-	1 417 257	1 417 255	1 496 448	
MALTA.....	-	8 030	8 030	8 339	-	43 266	43 266	45 629	
ITALY.....	-	2 101 052	2 099 051	2 228 237	-	12 070 067	12 061 204	12 663 561	
YUGOSLV.....	-	79 669	79 669	82 772	-	640 782	640 807	654 483	
GREECE.....	-	120 036	122 884	129 523	-	725 696	728 687	794 241	
ROMANIA.....	-	77 165	77 165	77 580	-	652 896	652 682	660 029	
BULGAR.....	-	627	627	687	-	63 627	63 627	64 133	
TURKEY.....	-	112 383	112 388	116 163	-	1 366 164	1 366 444	1 409 110	
CYPRUS.....	-	16 870	16 870	18 394	-	75 398	75 398	79 177	
LEBANON.....	-	330 998	330 998	349 127	-	2 102 211	2 104 738	2 198 444	
IRAQ.....	-	187 171	187 171	189 130	-	480 329	480 329	489 292	
IRAN.....	-	327 396	327 397	371 989	-	2 043 826	2 043 893	2 191 242	
ISRAEL.....	-	742 428	742 479	770 898	-	4 793 739	4 793 544	4 956 627	
JORDAN.....	-	22 500	22 500	22 719	-	1 313 325	1 313 325	1 333 849	
GAZA ST.....	-	3 222	3 500	3 498	-	53 041	53 994	54 141	
KUWAIT.....	-	27 396	27 421	28 440	-	826 045	828 117	864 750	
S ARAB.....	-	1 258 035	1 258 035	1 291 980	-	6 718 390	6 718 390	6 986 070	
QATAR.....	-	15 994	15 994	17 135	-	102 178	102 178	125 800	
ARAB EM.....	-	157 750	157 750	165 040	-	1 866 452	1 866 452	2 041 477	
OMAN.....	-	15 561	15 584	15 903	-	157 754	157 959	163 252	
BAHRAIN.....	-	72 179	72 179	73 901	-	297 699	297 711	318 977	
INDIA.....	-	109 623	109 921	116 291	-	724 636	724 988	822 478	
PAKISTN.....	-	1 068 476	1 068 476	1 151 345	-	2 259 979	2 259 979	2 348 570	
NEPAL.....	-	25 000	25 000	25 353	-	35 720	35 720	36 374	
SRI LKA.....	-	2 134	2 134	2 250	-	136 232	136 232	157 724	
THAILND.....	-	58 613	58 613	60 428	-	471 807	471 807	504 897	
S VETNM.....	-	-	-	-	-	462 458	463 044	497 212	
LAOS.....	-	-	-	-	-	64 096	64 096	74 180	
MALAYSIA.....	-	361 025	361 021	371 146	-	2 108 572	2 108 273	2 184 323	
SINGAPR.....	-	2 245 076	2 245 175	2 359 587	-	8 665 938	8 664 534	8 174 810	
INDNSIA.....	-	38 939	38 941	40 756	-	318 762	317 902	344 781	
PHIL R.....	-	284 660	284 308	299 186	-	1 372 156	1 371 931	1 467 231	
SO ASIA.....	-	39 234	39 234	40 111	-	198 586	198 586	206 324	
CHINA M.....	-	197 538	197 538	200 684	-	690 084	690 084	696 662	
KOR REP.....	-	1 424 759	1 424 769	1 440 415	-	5 008 811	5 008 869	5 165 747	
HG KONG.....	-	2 734 509	2 734 635	2 950 783	-	21 920 734	21 911 359	22 377 050	
CHINA T.....	-	767 943	768 240	792 557	-	7 395 742	7 396 220	7 730 178	
JAPAN.....	-	11 920 895	11 893 282	12 306 513	-	57 965 987	57 828 332	60 458 516	
AUSTRAL.....	-	2 254 479	2 256 268	2 352 155	-	15 011 043	15 053 048	15 577 733	

Table 2. Schedule A Commodity by Country of Origin, Customs, F.a.s., and C.i.f. Values—Continued

(See "Explanation of Statistics" for information on coverage, definitions of Customs, f.a.s., and c.i.f. values, sources of error in the data, OTH CTY (other countries), and other definitions and features of the import statistics. Shipments valued less than \$251 are shown only under Schedule A commodity number 990.0000 and excluded from all other commodities.)

Country of origin	Schedule A commodity number, description and unit of quantity							
	Current month			Cumulative, January to date				
	Net quantity	Value (dollars)			Net quantity	Value (dollars)		
Customs		F.a.s.	C.i.f.	Customs		F.a.s.	C.i.f.	
NEW GUI.....	-	200 572	200 572	203 234	-	247 009	247 009	251 030
N ZEAL.....	-	802 191	802 191	816 835	3 571 792	3 571 613	3 685 607	
FR P IS.....	-	31 450	31 450	31 830	-	204 467	204 467	216 509
T PAC I.....	-	11 204	11 204	13 763	-	409 155	409 155	432 020
OPAC IS.....	-	2 340	2 340	2 464	-	76 715	76 715	79 018
MOROC.....	-	274 576	274 576	276 119	-	927 495	927 495	943 088
ALGERIA.....	-	46 407	46 407	52 237	-	102 328	102 328	114 091
LIBYA.....	-	347 938	347 938	379 818	1 450 310	1 450 310	1 611 650	
EGYPT.....	-	160 333	160 333	163 421	-	666 898	666 898	763 343
SUDAN.....	-	27 639	27 639	28 507	-	169 324	169 324	173 686
CNRY I.....	-	2 187	2 187	2 329	-	62 907	62 907	68 634
CAMROON.....	-	68 527	68 527	74 862	-	75 127	75 127	82 252
SIER LN.....	-	-	-	-	-	38 195	38 195	39 848
IVY CST.....	-	17 400	17 400	18 134	-	344 498	344 498	369 039
GHANA.....	-	10 793	10 793	17 910	-	155 074	155 074	178 478
NIGER.....	-	4 200	4 200	4 464	-	57 213	57 213	59 248
TOGO.....	-	-	-	-	-	30 250	33 250	35 155
NIGERIA.....	-	83 413	83 413	89 178	-	494 800	494 804	535 330
GABON.....	-	1 559	1 559	1 583	-	76 937	76 937	82 996
CHAD.....	-	7 000	7 000	7 218	-	80 661	80 661	82 095
ANGOLA.....	-	14 028	14 028	14 872	-	337 875	337 875	371 380
LIBERIA.....	-	459 887	459 886	464 926	-	918 014	906 713	939 386
ZAIRE.....	-	44 553	44 553	48 627	17 103 176	17 103 176	18 042 420	
SOMALIA.....	-	3 235	3 235	4 126	-	69 918	69 918	73 012
ETHIOP.....	-	182 885	182 885	185 583	-	788 330	788 330	827 825
AFRS IS.....	-	-	-	-	-	101 942	101 856	106 915
UGANDA.....	-	4 000	4 000	4 208	-	38 245	38 245	39 126
KENYA.....	-	367 350	367 350	370 458	-	572 520	572 520	637 703
SEYCHEL.....	-	22 469	22 469	24 415	-	170 573	170 573	185 031
TNZANIA.....	-	24 681	24 681	26 822	-	67 751	67 926	72 009
MAURIT.....	-	60 086	60 086	61 018	-	126 603	127 603	131 366
REP SAF.....	-	1 130 714	1 130 786	1 187 666	5 717 104	5 716 072	6 082 524	
SW AFR.....	-	511 476	511 476	561 786	-	588 418	588 418	641 833
OTH CTY.....	-	37 847	37 847	42 620	-	359 316	359 392	396 671
TOTAL.....	-	169 018 143	169 475 085	173 296 015	-	960 635 504	962 516 366	984 313 071
9311020 REIMPORTED ARTICLES								
CANADA.....	-	202 508	203 277	203 621	-	1 306 477	1 309 442	1 312 404
MEXICO.....	-	126 675	126 675	127 261	-	158 814	158 835	160 174
LW WW I.....	-	-	-	-	-	32 315	32 315	32 523
SWEDEN.....	-	20 955	20 955	21 848	-	101 061	101 061	102 960
U KING.....	-	46 241	46 278	47 009	-	332 981	333 390	342 344
NETHLDs.....	-	155 596	155 596	156 838	-	198 899	198 899	202 071
BELGIUM.....	-	85 983	86 055	87 480	-	138 894	139 182	141 152
FRANCE.....	-	49 995	50 488	50 531	-	942 919	943 425	983 124
W GERM.....	-	364 955	365 387	368 796	-	699 536	700 824	707 029
AUSTRIA.....	-	-	-	-	-	30 811	30 844	30 844
SWITZLD.....	-	13 886	13 982	14 244	-	100 858	101 112	104 716
SPAIN.....	-	9 164	9 164	9 504	-	31 482	31 482	33 068
PORTUGL.....	-	26 434	26 434	28 547	-	150 965	151 051	156 936
ITALY.....	-	1 565	1 595	1 721	-	72 734	72 983	73 835
LEBANON.....	-	99 067	99 067	101 115	-	120 990	120 990	123 837
ISRAEL.....	-	3 592	3 592	3 681	-	46 928	46 962	47 310
THAILND.....	-	-	-	-	-	115 892	115 892	116 032
MALAYSA.....	-	33 095	33 131	33 511	-	56 231	56 285	56 864
SINGAPR.....	-	1 255	1 255	1 300	-	31 393	31 429	31 730
INDNSIA.....	-	-	-	-	-	61 374	61 483	61 674
KOR REP.....	-	51 002	51 183	51 745	-	263 926	264 254	267 510
HG KONG.....	-	12 817	12 833	12 974	-	170 767	171 215	175 788
JAPAN.....	-	67 780	67 780	69 047	-	703 053	703 982	741 525
AUSTRAL.....	-	29 435	29 867	30 377	-	102 347	103 355	104 171
KENYA.....	-	-	-	-	-	32 065	32 065	33 043
OTH CTY.....	-	40 373	40 430	41 746	-	145 919	146 484	149 762
TOTAL.....	-	1 442 373	1 445 024	1 462 896	-	6 149 631	6 159 241	6 292 446
9311025 VALUE OF FOREIGN REPAIRS AND ALTERATIONS OF U.S. ARTICLES								
CANADA.....	-	2 967 542	2 952 287	3 088 805	-	17 320 883	17 241 055	17 779 210
MEXICO.....	-	1 113 367	1 117 506	1 120 015	-	6 040 923	6 048 580	6 229 776
SALVADR.....	-	27 185	27 185	28 425	-	52 764	50 567	59 651
HAITI.....	-	7 217	7 597	9 377	-	46 981	47 974	58 093
DOM REP.....	-	50 148	50 148	57 870	-	323 941	323 941	365 581
TRINID.....	-	-	-	-	-	32 443	32 443	32 511
SWEDEN.....	-	523 203	523 203	547 380	-	613 492	613 510	649 795
NORWAY.....	-	26 291	26 321	26 321	-	138 821	138 916	139 836
DENMARK.....	-	10 532	12 505	13 474	-	61 128	63 101	67 816
U KING.....	-	749 468	761 604	794 964	5 642 148	5 714 922	5 955 055	
NETHLDs.....	-	2 439	3 110	3 418	-	90 632	91 303	93 654
BELGIUM.....	-	7 556	7 556	7 720	-	67 041	76 067	81 550
FRANCE.....	-	379 366	389 216	402 620	1 836 533	1 987 444	2 034 495	
W GERM.....	-	135 219	135 052	148 061	1 076 092	1 106 299	1 199 493	
AUSTRIA.....	-	55 013	56 109	74 875	-	152 858	153 954	201 338
SWITZLD.....	-	103 300	108 437	117 774	-	610 703	623 837	681 246
SPAIN.....	-	7 746	7 716	9 117	-	39 542	41 762	48 170
PORTUGL.....	-	-	-	-	-	20 353	31 853	37 271
ITALY.....	-	58 920	58 870	61 623	-	239 547	239 410	258 222
ISRAEL.....	-	1 327	1 327	1 592	-	41 968	43 528	45 515
MALAYSA.....	-	3 777	3 777	3 829	-	97 242	98 269	102 277
SINGAPR.....	-	50 557	50 557	53 163	-	787 915	787 917	791 836

Table 2. Schedule A Commodity by Country of Origin, Customs, F.a.s., and C.i.f. Values—Continued

(See "Explanation of Statistics" for information on coverage, definitions of Customs, f.a.s., and c.i.f. values, sources of error in the data, OTH CTY (other countries), and other definitions and features of the import statistics. Shipments valued less than \$251 are shown only under Schedule A commodity number 990.0000 and excluded from all other commodities.)

Country of origin	Schedule A commodity number, description and unit of quantity							
	Current month				Cumulative, January to date			
	Net quantity	Value (dollars)			Net quantity	Value (dollars)		
Customs		F.a.s.	C.i.f.	Customs		F.a.s.	C.i.f.	
KOR REP.....	-	64 530	64 530	71 099	-	257 649	259 938	273 211
HG KONG.....	-	105 840	105 838	115 880	-	607 927	608 817	655 744
CHINA T.....	-	210 668	404 009	419 438	-	353 933	544 546	583 965
JAPAN.....	-	154 585	161 666	178 728	-	1 114 718	1 133 827	1 240 226
REP SAF.....	-	1 077	1 077	1 077	-	73 132	73 132	73 132
OTH CTY.....	-	16 403	16 876	17 665	-	195 579	197 684	205 073
TOTAL.....	-	6 833 276	7 054 079	7 374 330	-	37 936 888	38 374 596	39 943 742
9311050	CLASSROOM MATERIALS FOR INSTRUCTION OF CHILDREN							
U KING.....	-	19 344	19 344	20 533	-	34 692	34 772	37 461
NETHLDs.....	-	27 924	27 924	29 902	-	71 122	71 127	76 500
OTH CTY.....	-	5 324	5 339	5 597	-	47 297	47 746	51 553
TOTAL.....	-	52 592	52 607	56 032	-	153 111	153 645	165 514
9311060	VISUAL OR AUDITORY MATERIAL OF AN EDUCATIONAL SCIENTIFIC OR CULTURAL CHARACTER							
CANADA.....	-	186 411	187 133	187 251	-	533 757	536 997	537 804
NORWAY.....	-	148 386	148 386	152 571	-	723 321	723 323	744 551
U KING.....	-	38 298	38 338	42 144	-	281 932	282 621	307 426
W GERM.....	-	41 064	41 077	43 583	-	305 109	305 122	325 496
JAPAN.....	-	4 197	4 210	4 332	-	125 195	125 208	135 061
OTH CTY.....	-	22 057	22 057	23 256	-	88 268	88 400	94 079
TOTAL.....	-	440 413	441 201	453 137	-	2 057 582	2 061 671	2 144 417
9311065	INSTRUMENTS, APPARATUS AND REPAIR COMPONENTS NOT MANUFACTURED IN US FOR NONPROFIT INST							
CANADA.....	-	27 590	27 618	27 618	-	38 646	38 681	38 819
SWEDEN.....	-	-	-	-	-	137 071	124 628	149 438
NORWAY.....	-	15 715	15 715	16 066	-	82 160	82 160	83 547
U KING.....	-	4 484 688	4 484 677	4 563 252	-	13 815 351	13 814 694	13 807 170
NETHLDs.....	-	139 792	139 792	142 229	-	802 662	802 662	814 883
FRANCE.....	-	9 900	7 085	7 348	-	104 895	102 330	111 102
W GERM.....	-	171 966	171 966	181 654	-	758 763	758 763	784 325
AUSTRIA.....	-	62 198	62 198	62 919	-	67 235	67 235	68 191
JAPAN.....	-	93 892	92 919	99 439	-	797 873	810 223	824 761
OTH CTY.....	-	-	-	-	-	79 040	79 045	81 761
TOTAL.....	-	5 005 741	5 001 970	5 100 525	-	16 683 696	16 680 421	16 763 997
9311070	ARTICLES FOR EXHIBITION TO ENCOURAGE AGR, ARTS, ETC, & FOR ERECTION OF PUBLIC MONUMNT							
U KING.....	-	5 659	5 659	5 902	-	80 346	80 359	82 796
FRANCE.....	-	-	-	-	-	74 868	75 014	76 842
ITALY.....	-	22 589	22 589	24 991	-	48 431	48 431	52 375
CHINA T.....	-	-	-	-	-	60 142	60 142	63 050
JAPAN.....	-	-	-	-	-	227 713	227 713	232 315
OTH CTY.....	-	12 280	12 280	13 569	-	39 611	39 703	42 195
TOTAL.....	-	40 528	40 528	44 462	-	531 111	531 362	549 573
9311080	PRODUCTS NSPF, SIMILAR BY USE TO SPECIFIED ARTICLES & NONENUMERATED PRODUCTS, NES							
CANADA.....	-	471 373	502 745	506 957	-	3 586 201	3 852 570	3 858 857
MEXICO.....	-	115 902	116 029	116 029	-	566 695	568 372	571 621
BRAZIL.....	-	21 889	21 889	24 782	-	164 273	164 273	187 080
ARGENT.....	-	27 724	27 724	32 768	-	58 066	58 066	70 128
SWEDEN.....	-	135 833	69 317	107 973	-	768 775	406 651	755 844
FINLAND.....	-	33 472	33 472	39 599	-	61 626	61 626	73 205
U KING.....	-	178 600	149 213	170 993	-	1 355 773	1 323 182	1 398 738
NETHLDs.....	-	30 437	30 437	33 923	-	110 858	110 858	123 039
BELGIUM.....	-	19 386	19 386	20 644	-	216 774	216 774	227 273
FRANCE.....	-	81 821	81 917	89 372	-	299 617	278 818	301 934
W GERM.....	-	418 805	210 700	220 251	-	2 214 777	1 473 106	1 549 247
SWITZLD.....	-	8 032	6 841	7 039	-	105 940	104 264	109 270
ITALY.....	-	10 256	10 256	12 717	-	73 660	73 743	81 578
MALAYSA.....	-	70 832	70 833	71 848	-	317 945	317 947	327 150
SINGAPR.....	-	1 729	1 729	1 750	-	97 629	97 629	100 805
INDNSIA.....	-	-	-	-	-	34 606	34 610	38 228
PHIL R.....	-	43 450	43 450	47 910	-	412 105	412 131	447 041
KOR REP.....	-	131 106	131 106	134 244	-	284 084	284 134	292 340
HG KONG.....	-	42 452	42 452	43 325	-	337 123	339 502	375 794
CHINA T.....	-	21 456	21 714	24 089	-	108 137	108 829	119 771
JAPAN.....	-	19 398	19 398	23 559	-	453 536	455 654	508 703
OTH CTY.....	-	35 565	35 565	42 784	-	132 950	133 063	169 172
TOTAL.....	-	1 919 518	1 646 173	1 772 556	-	11 761 150	10 875 802	11 686 818
9410020	BIRDS, LIVE, NSPF, EXCLUDE WILD BIRDS FOR EXHIBITION (NO)							
MEXICO.....	681	3 813	3 813	3 898	3 484	39 598	39 598	41 167
PARAGUA.....	-	-	-	-	7 681	90 057	92 196	103 077
NETHLDs.....	14 124	18 641	18 641	22 503	38 581	79 101	78 101	92 316
BELGIUM.....	10 531	21 514	21 514	23 549	18 498	52 605	52 660	60 354
OTH CTY.....	9 405	27 199	27 399	30 783	48 382	111 304	114 399	143 314
TOTAL.....	34 741	71 167	71 367	80 733	116 626	372 695	376 954	440 228
9410040	MONKEYS AND OTHER PRIMATES, LIVE (NO)							
BOLIVIA.....	424	65 755	65 755	67 455	1 997	197 489	197 490	215 086
INDIA.....	1 205	53 977	53 377	69 438	6 379	197 762	197 162	288 219
MALAYSA.....	450	12 289	12 289	17 275	1 172	31 442	31 442	49 966
SIER LN.....	50	21 374	21 632	26 589	171	64 724	65 038	81 843
KENYA.....	125	7 308	7 308	11 733	692	37 226	37 226	78 510

Table 2. Schedule A Commodity by Country of Origin, Customs, F.a.s., and C.i.f. Values—Continued

(See "Explanation of Statistics" for information on coverage, definitions of Customs, f.a.s., and c.i.f. values, sources of error in the data, OTH CTY (other countries), and other definitions and features of the import statistics. Shipments valued less than \$251 are shown only under Schedule A commodity number 990.0000 and excluded from all other commodities.)

Country of origin	Schedule A commodity number, description and unit of quantity							
	Current month				Cumulative, January to date			
	Net quantity	Value (dollars)			Net quantity	Value (dollars)		
Customs		F.a.s.	C.i.f.	Customs		F.a.s.	C.i.f.	
OTH CTY.....	1 119	22 750	22 945	36 239	7 886	175 751	176 253	261 752
TOTAL.....	3 373	183 453	183 306	228 729	18 297	704 394	704 611	975 376
9410060	ANIMALS, LIVE, NSPF INCLUDE WORMS, CATS, DOGS, ETC, AND ANMLS FOR EXHIBITION AND BREEDING							
CANADA.....	-	1 326 481	1 341 664	1 343 635	-	2 914 786	2 942 333	2 951 597
MEXICO.....	-	4 407	4 427	4 427	-	35 957	36 147	37 673
GUYANA.....	-	2 883	2 883	3 468	-	41 337	38 507	44 619
U KING.....	-	11 775	11 800	12 235	-	117 535	117 573	126 866
IRELAND.....	-	31 137	31 137	36 610	-	148 218	148 221	171 598
W GERM.....	-	24 645	24 645	27 734	-	52 575	52 575	60 710
INDIA.....	-	725	725	1 024	-	53 145	53 145	78 472
THAILND.....	-	4 216	4 216	6 925	-	47 320	47 420	73 818
KENYA.....	-	2 446	2 446	4 188	-	118 310	118 851	158 534
OTH CTY.....	-	38 413	39 482	50 190	-	196 783	198 406	254 763
TOTAL.....	-	1 447 128	1 463 425	1 490 436	-	3 725 966	3 753 178	3 958 650
9510100	TANKS & OTHER SELF-PROPELLED ARMORED MILITARY VEHICLES, WITH/WITHOUT WEAPONS, & PARTS							
CANADA.....	-	380 438	394 291	394 291	-	4 228 387	4 307 803	4 308 077
U KING.....	-	478 820	478 788	519 288	-	1 982 401	1 982 524	2 137 112
W GERM.....	-	-	-	-	-	482 455	482 444	513 195
OTH CTY.....	-	-	-	-	-	13 236	13 236	15 970
TOTAL.....	-	859 258	873 079	913 579	-	6 706 479	6 786 007	6 974 354
9510300	PISTOL AND REVOLVER PARTS							
BELGIUM.....	-	-	-	-	-	33 204	33 204	33 873
W GERM.....	-	242 842	242 864	245 921	-	1 132 170	1 132 192	1 148 969
SPAIN.....	-	3 835	3 835	3 974	-	113 364	111 413	114 076
ITALY.....	-	75 010	75 010	76 826	-	482 228	482 217	493 546
OTH CTY.....	-	7 615	7 615	7 936	-	30 218	30 218	32 027
TOTAL.....	-	329 302	329 324	334 657	-	1 791 184	1 789 244	1 822 491
9510400	SWORDS, BAYONETS AND SIMILAR SIDE-ARMS, PARTS OF, AND THEIR SCABBARDS AND SHEATHS							
U KING.....	-	1 382	1 382	1 494	-	38 241	38 342	40 177
W GERM.....	-	30 309	30 309	32 013	-	117 792	117 853	124 039
SPAIN.....	-	32 966	32 987	36 096	-	188 472	188 516	203 015
INDIA.....	-	4 022	4 022	4 791	-	45 149	45 247	57 031
JAPAN.....	-	2 043	2 043	2 154	-	39 136	39 316	41 429
OTH CTY.....	-	12 186	12 205	14 189	-	41 742	41 794	47 246
TOTAL.....	-	82 908	82 948	90 737	-	470 532	471 068	512 937
9510500	PISTOLS AND REVOLVERS (NO)							
BRAZIL.....	9 585	271 993	271 993	283 084	34 478	937 323	937 323	972 673
BELGIUM.....	2 640	363 721	363 721	365 704	7 829	957 579	957 579	962 698
W GERM.....	15 066	723 937	665 324	670 795	60 006	2 273 293	2 177 698	2 202 172
SWITZLD.....	-	-	-	-	682	79 683	78 683	80 054
SPAIN.....	5 718	240 921	230 351	237 287	22 267	992 656	977 186	998 290
ITALY.....	7 680	185 672	185 672	191 993	28 800	698 878	698 878	724 931
OTH CTY.....	44	8 000	8 000	8 242	1 237	70 937	70 937	74 617
TOTAL.....	40 733	1 794 244	1 725 061	1 757 105	155 299	6 010 349	5 898 284	6 015 435
9510600	BOMBS, GRENADES, TORPEDOES, MINES, GUIDED WEAPONS ETC, AMMUNITION AND PARTS							
CANADA.....	-	1 143 951	1 146 622	1 151 556	-	5 500 505	5 537 291	5 547 279
DENMARK.....	-	-	-	-	-	136 000	136 268	137 618
U KING.....	-	3 974	3 974	4 521	-	174 035	173 635	187 741
FRANCE.....	-	23 601	23 601	24 018	-	64 499	64 499	65 541
W GERM.....	-	11 238	11 238	11 601	-	79 748	79 744	85 591
ITALY.....	-	-	-	-	-	221 015	224 139	237 165
OTH CTY.....	-	433	433	439	-	52 426	52 234	55 354
TOTAL.....	-	1 183 197	1 185 868	1 192 135	-	6 228 228	6 267 810	6 316 289
9900000	UNDER 251 FORMAL AND INFORMAL ENTRIES ESTIMATED							
CANADA.....	479	4 358 000	4 358 000	4 358 000	2 538	25 962 900	25 962 900	26 269 097
MEXICO.....	448	3 919 300	3 919 300	3 919 300	2 278	25 452 000	25 452 000	25 625 727
GUATMAL.....	4	31 900	31 900	31 900	31	357 600	357 600	373 191
SALVADR.....	3	46 900	46 900	46 900	18	220 900	220 900	230 369
HONDURA.....	-	-	-	-	2	34 300	34 300	34 558
NICARAG.....	-	-	-	-	5	57 600	57 600	61 304
C RICA.....	-	-	-	-	6	52 500	52 500	55 951
PANAMA.....	1	1 600	1 600	1 600	7	58 600	58 600	63 442
CANAL Z.....	4	10 200	10 200	10 200	30	85 900	85 900	89 634
BERMUDA.....	7	19 000	19 000	19 000	28	117 800	117 800	123 742
BAHAMAS.....	2	30 600	30 600	30 600	15	148 200	148 200	155 087
JAMAICA.....	5	28 600	28 600	28 600	21	160 900	160 900	168 915
HAITI.....	9	96 600	96 600	96 600	84	702 200	702 200	749 019
DOM REP.....	1	1 600	1 600	1 600	21	170 000	170 000	183 700
LW WW I.....	1	14 900	14 900	14 900	4	30 100	30 100	30 945
BARBADO.....	1	2 000	2 000	2 000	6	38 900	38 900	41 330
N ANTIL.....	4	35 200	35 200	35 200	12	131 100	131 100	135 589
COLOMB.....	14	103 800	103 800	103 800	82	748 600	748 600	789 937
VENEZ.....	3	1 500	1 500	1 500	22	206 500	206 500	219 308
ECUADOR.....	-	-	-	-	21	186 000	186 000	200 381
PERU.....	26	38 500	38 500	38 500	54	184 600	184 600	194 720
CHILE.....	-	-	-	-	2	45 000	45 000	48 870

Table 2. Schedule A Commodity by Country of Origin,
Customs, F.a.s., and C.i.f. Values—Continued

(See "Explanation of Statistics" for information on coverage, definitions of Customs, f.a.s., and c.i.f. values, sources of error in the data, OTH CTY (other countries), and other definitions and features of the import statistics. Shipments valued less than \$251 are shown only under Schedule A commodity number 990.0000 and excluded from all other commodities.)

Country of origin	Schedule A commodity number, description and unit of quantity							
	Current month				Cumulative, January to date			
	Net quantity	Value (dollars)			Net quantity	Value (dollars)		
Customs		F.a.s.	C.i.f.	Customs		F.a.s.	C.i.f.	
BRAZIL.....	24	164 200	164 200	164 200	86	806 600	806 600	850 009
ARGENT.....	6	56 500	56 500	56 500	21	234 700	234 700	245 890
SWEDEN.....	30	222 800	222 800	222 800	243	2 098 000	2 098 000	2 220 621
NORWAY.....	23	192 100	192 100	192 100	88	882 200	882 200	913 184
FINLAND.....	6	64 400	64 400	64 400	39	366 800	366 800	382 280
DENMARK.....	46	204 000	204 000	204 000	323	2 025 100	2 025 100	2 131 976
U KING.....	328	2 423 400	2 423 400	2 423 400	1 707	15 305 000	15 305 000	16 093 810
IRELAND.....	53	253 000	253 000	253 000	289	1 598 300	1 598 300	1 679 133
NETHLS.....	39	323 300	323 300	323 300	167	1 559 600	1 559 600	1 638 717
BELGIUM.....	16	136 200	136 200	136 200	121	982 600	982 600	1 046 650
FRANCE.....	192	1 059 700	1 059 700	1 059 700	725	5 644 600	5 644 600	5 914 082
W GERM.....	284	2 846 200	2 846 200	2 846 200	1 564	17 337 400	17 337 400	18 217 625
E GERM.....	1	1 500	1 500	1 500	6	41 400	41 400	44 033
AUSTRIA.....	6	74 300	74 300	74 300	53	573 200	573 200	605 666
CZECHO.....	-	-	-	-	5	42 700	42 700	45 308
SWITZLD.....	90	911 700	911 700	911 700	363	4 125 200	4 125 200	4 305 733
POLAND.....	5	13 100	13 100	13 100	14	66 700	66 700	68 728
SPAIN.....	29	188 200	188 200	188 200	161	1 474 900	1 474 900	1 560 326
PORTUGL.....	16	142 200	142 200	142 200	44	516 800	516 800	532 341
ITALY.....	190	1 440 600	1 440 600	1 440 600	668	5 808 100	5 808 100	6 106 395
YUGOSLV.....	-	-	-	-	4	60 500	60 500	63 441
GREECE.....	10	52 400	52 400	52 400	50	362 400	362 400	383 299
TURKEY.....	4	23 200	23 200	23 200	20	112 400	112 400	118 186
SYRIA.....	1	4 000	4 000	4 000	7	44 200	44 200	46 708
LEBANON.....	1	20 000	20 000	20 000	20	195 300	195 300	209 638
IRAN.....	2	3 500	3 500	3 500	27	130 600	130 600	141 129
ISRAEL.....	12	76 100	76 100	76 100	49	493 600	493 600	513 347
S ARAB.....	-	-	-	-	8	60 300	60 300	65 487
YEMEN A.....	-	-	-	-	6	31 300	31 300	33 366
INDIA.....	45	519 900	519 900	519 900	151	1 928 400	1 928 400	1 998 073
PAKISTN.....	4	70 100	70 100	70 100	25	269 600	269 600	282 474
SRI LKA.....	-	-	-	-	4	50 900	50 900	55 409
THAILND.....	16	95 300	95 300	95 300	60	539 100	539 100	560 284
S VETNM.....	2	23 600	23 600	23 600	7	48 600	48 600	49 689
MALAYSA.....	3	21 300	21 300	21 300	13	115 000	115 000	121 343
SINGAPR.....	15	138 300	138 300	138 300	69	454 800	454 800	475 413
PHIL R.....	47	254 900	254 900	254 900	185	1 708 700	1 708 700	1 774 000
CHINA M.....	12	23 400	23 400	23 400	30	159 400	159 400	167 869
KOR REP.....	85	262 900	262 900	262 900	276	1 664 700	1 664 700	1 758 317
HG KONG.....	378	2 446 900	2 446 900	2 446 900	2 043	15 388 500	15 388 500	16 208 400
CHINA T.....	172	1 248 400	1 248 400	1 248 400	829	6 461 200	6 461 200	6 793 179
JAPAN.....	347	2 280 600	2 280 600	2 280 600	1 692	14 681 800	14 681 800	15 436 785
AUSTRAL.....	30	220 200	220 200	220 200	126	929 800	929 800	971 976
N ZEAL.....	3	19 900	19 900	19 900	18	109 200	109 200	116 160
MOROC.....	1	3 200	3 200	3 200	11	72 900	72 900	76 623
EGYPT.....	2	14 000	14 000	14 000	2	37 300	37 300	37 300
U VOLTA.....	16	61 700	61 700	61 700	53	275 800	275 800	287 991
ANGOLA.....	2	9 300	9 300	9 300	7	52 000	52 000	54 544
KENYA.....	4	29 600	29 600	29 600	10	68 900	68 900	70 867
MALAGAS.....	-	-	-	-	3	30 500	30 500	33 203
REP SAF.....	2	24 600	24 600	24 600	21	241 800	241 800	259 245
UNIDENT.....	201	1 120 500	1 120 500	1 120 500	882	6 502 700	6 502 700	6 795 343
OTH CTY.....	13	118 300	118 300	118 300	79	511 000	511 000	538 617
TOTAL.....	3 827	28 643 700	28 643 700	28 643 700	18 761	170 435 300	170 435 300	176 944 988

Publication of Revisions in 1974 Monthly Data in this Report Delayed

Revisions in 1974 monthly data scheduled to be published in this June 1975 issue of Report FT 135 will be delayed and published in a later issue instead.

Technical difficulties resulting from the introduction of the f.a.s. (free alongside ship) and c.i.f. (cost, insurance, and freight) import value data have caused the delay.



guide to foreign trade statistics: 1975

Exports...imports...whatever you wish to know concerning foreign trade – the "Guide" offers you the most convenient way to find the facts. The foreign trade statistics program, conducted by the Bureau of the Census, involves the compilation and dissemination of thousands of facts relating to imports and exports of the United States. These statistics are designed to serve the needs of both Government and non-Government users who have wide ranges of interests and a variety of reasons for requiring information on foreign trade. The "Guide to Foreign Trade Statistics" includes the listings of data presented in many different arrangements and released in the form of reports available by subscription and in reports and machine tabulations, magnetic tapes, and microforms offered for public reference use. Up-to-date reports and special tabulations listed show current plans for the release of foreign trade statistical data through 1975.

Make your work or study easy
...fast...and accurate! Use the
"Guide to Foreign Trade Sta-
tistics: 1975"

217 pp at \$4.05

(please detach along this dotted line)

ORDER FORM

Please send me ___ copy(ies) of

C56.210/2:975

Guide To Foreign Trade Statistics: 1975
at \$4.05 per copy

I enclose \$ _____ (check, money order, or Supt. of Documents coupons) or charge to my Deposit Account No. _____
Total Amount \$ _____

**MAIL ORDER FORM
WITH PAYMENT TO**

Superintendent of Documents
U.S. Government Printing Office
Washington, D.C. 20402

FOR USE OF SUPT. DOCS.
...Enclosed.....
To be mailed
later
Subscription
Refund
Coupon refund
Postage

Name _____
Address _____
City _____ State _____ Zip code _____

MAKE CHECK OR MONEY ORDER PAYABLE TO SUPERINTENDENT OF DOCUMENTS
To Insure Prompt, Accurate Shipment, Place Correct Address on Mailing Label Below

Superintendent of Documents
U.S. Government Printing Office
Washington, D.C. 20402

OFFICIAL BUSINESS

Guide to Foreign Trade
Statistics: 1975

Name _____
Street Address _____
City, State, and ZIP Code _____

POSTAGE AND FEES
PAID
U.S. GOVERNMENT
PRINTING OFFICE
375
Special Fourth Class Rate
Book



(please type or print)

U.S. GOVERNMENT PRINTING OFFICE
SUPERINTENDENT OF DOCUMENTS
Washington, D.C. 20402
OFFICIAL BUSINESS
FIRST CLASS MAIL


POSTAGE AND FEES PAID
U.S. DEPARTMENT OF COMMERCE
COM-202



S. Bur of the Census
nsus.
U.S. general 39055
ports. UN3
FT135
May-June
1975



CB/Bureau of the Census Library



5 0673 01119466 2